KB Bank

Annual Report
2024



Strategic Transformation for **Sustainable and Inclusive Growth**

PT Bank KB Bukopin Tbk


KB Bank

ABOUT 2024 ANNUAL REPORT OF KB BANK

Welcome to 2024 Annual Report of KB Bank with the theme ***"Strategic Transformation for Sustainable and Inclusive Growth".*** The theme was chosen based on the consideration that in 2024 one of KB Bank's focuses is to create sustainable and inclusive growth and to ensure that KB Bank continues to grow in the future.

The main objective of compiling this Annual Report is to improve the Company's information transparency to all stakeholders. KB Bank's Annual Report for the financial year ending December 31, 2024 is published in accordance with the Company's conditions throughout 2024 with reference to the provisions contained in the Financial Services Authority Regulation ("POJK") No. 29/POJK.04/2016 concerning the Annual Report of Issuers or Public Companies and Circular Letter of the Financial Services Authority Number 16/SEOJK.04/2021 concerning the Form and Content of the Annual Report of Issuers or Public Companies

This 2024 Annual Report is a source of comprehensive documentation containing information on the Company's performance in a year. The information contains complete documentation describing the Company's profile; operational, marketing and financial performance; information on the duties, roles, and structural functions of the Company's organization that implements the concept of best practices and corporate governance principles.

In addition, this Annual Report also aims to build understanding and trust in KB Bank by providing accurate, balanced, and relevant information. Shareholders and all other stakeholders can obtain adequate information regarding policies that have been and will be implemented as well as the success of KB Bank's achievements in 2024.

In accordance with applicable provisions, this 2024 Annual Report is presented in two languages, namely Indonesian and English using easy-to-read font types and sizes and printed with good quality. KB Bank's Annual Report can be viewed and downloaded on the Company's official website www.kbbank.co.id.

DISCLAIMER AND LIMITATION OF LIABILITY

This annual report contains statements of financial conditions, results of operations, projections, plans, strategies, policies, and objectives of KB Bank, which are classified as forward-looking statements in the implementation of applicable laws and regulations, except for historical matters. These statements have prospective risks, uncertainties, and may result in actual developments that differ materially from those reported.

The prospective statements in this annual report are made based on various assumptions regarding the current and future conditions of KB Bank and the business environment in which the Company conducts its business activities. The Company does not guarantee that these documents, the validity of which has been confirmed, will provide the expected results.

This annual report contains the words “KB Bank”, “Bank” and “Company” which are defined as PT Bank KB Bukopin Tbk which carries out business activities in the banking sector. The mention of currency units “Rupiah”, “Rp” or IDR refers to the official currency of the Republic of Indonesia, while “US Dollar” or USD refers to the official currency of the United States. All financial information is presented in Rupiah currency in accordance with Indonesian Financial Accounting Standards.

NOTICE OF TABLES AND GRAPHICS

The tables and graphs in this Annual Report present numeric data with writing standards following Indonesian language rules. Numerical presentations in the text use Indonesian and English language rules according to the context.



FOREWORD

Strategic Transformation for Sustainable and Inclusive Growth

KB Bank continues to carry out strategic transformation to create sustainable and inclusive growth. Through the BISA strategy, the Bank optimizes performance by expanding business segments, increasing operational efficiency, and strengthening asset quality. The focus on digitalization is also further strengthened by the development of innovative technology infrastructure and financial ecosystems, ensuring faster, safer, and more accessible services for customers. The success in expanding funding sources and strengthening synergies with strategic partners is evidence of the fundamental strengthening efforts made. With these strategic steps, KB Bank continues to strengthen its role as a financial institution that is not only oriented towards business growth, but also contributes to encouraging financial inclusion and economic welfare in general.

THEME CONTINUITY



2023

"Strengthening A Solid Business Foundation"

To achieve the 2023 target, the Company has set strategic steps divided into 13 (thirteen) strategic agendas with the aim of "Becoming the Main Choice Financial Institution in Indonesia". The title of the 2023 agenda strategy is "BISA" a reflection of the motivation of the Company's people to continue to make changes and continuous improvements with the aim of achieving mutual victory through 4 pillars, namely Boost Sales Performance, Innovation for Turnaround, Strengthening the quality of Assets, Advanced IT & Digital.

The KB Bank transformation phase that is scheduled continues to follow the dynamics of existing business developments, where KB Bank is divided into 3 (three) stages according to the time projection. The first phase is rebuilding the business foundation through quality asset growth, the second phase KB Bank is expected to be at a more stable stage to focus on the main business segments, namely (retail and MSMEs), and the third phase KB Bank is expected to be at a stage that is fully ready "Becoming a Leading and Loved Bank in Indonesia".



2022

"Sustainable Transformation To Be Financial Star"

In facing the business climate conditions that are still full of uncertainty throughout 2022, Bank KB Bukopin is more careful in realizing its strategic role in the Indonesian banking industry. The Board of Directors together with the Company's Personnel have determined strategic steps divided into 20 (twenty) strategic agendas with the aim of "Becoming the Main Choice Financial Institution in Indonesia". This is in line with the transformation carried out by the Bank since previous years.

Bank KB Bukopin began its transformation journey which began in August 2020 which was marked by the entry of KB Kookmin Bank as the controlling shareholder. The transformation carried out was divided into several stages where in stages 1 and 2 the focus of the transformation was on solving fundamental problems. Until now, the transformation process is still ongoing, entering stages 3 and 4 with a focus on building strong fundamentals in preparation for the growth of good banks in the future. The Bank will continue to carry out transformations that focus on change and innovation by actively involving employees in the process.



2021

"Strengthening Transformation, Strengthening Synergy"

In line with Bank KB Bukopin's aspiration to become a Leading Financial Institution in Indonesia by 2025, Bank KB Bukopin needs to improve its performance in all lines. One of them is by improving the quality of business growth. Bank KB Bukopin believes that improving the quality of business growth is an important pillar to ensure the sustainability of Bank KB Bukopin in the future.

The various efforts made throughout 2021 are outlined in the form of 12 (twelve) Strategic Policies that we have implemented with high commitment and consistency. The twelve Strategic Policies are focusing on the retail business, strengthening liquidity, improving credit quality, plans to increase capital, expanding into leading segments, developing fee-based income, making efficiency efforts, strengthening points of sales, developing information technology, strengthening human resources, implementing quality risk management and internal control, and strengthening the role of the internal control system.



2020

"Entering a New Chapter with Optimism"

The COVID-19 virus outbreak has rapidly disrupted the business sector and consumer activities globally along with its health impacts. With the challenges and global and national crises ahead, we have prepared several strategies, both immediate and long-term. Our strategic collaboration with KB Kookmin Bank this year has given us optimism in starting a new chapter in order to provide better performance and more added value to stakeholders.

Despite the impact of COVID-19, in 2020, we focused on three main things as part of our transformation process including building strong fundamentals by strengthening our core capabilities and expanding the market, expanding our core business, and capturing new markets through the use of digital banking. With the ongoing transformation process, we are confident and optimistic that this new chapter will take us to a better direction and improvement.

KEY ACHIEVEMENTS 2024

CREDIT SEGMENT PERFORMANCE

MSMES

IDR11.62

TRILLION

CONSUMER

IDR14.75

TRILLION

WHOLESALE

IDR21.15

TRILLION

TOTAL CREDIT SEGMENT PERFORMANCE

IDR47.53

TRILLION

THIRD PARTY FUND PRODUCT PERFORMANCE

GIRO

IDR780.04

MILIAR

SAVINGS

IDR607.22

MILIAR

DEPOSIT

IDR 5.12

TRILLION

TOTAL THIRD PARTY FUND PERFORMANCE

IDR6.51

TRILLION

FINANCIAL PERFORMANCE

CASH AND CASH EQUIVALENTS

IDR6.24

TRILLION

CREDIT GIVEN

14.60%

At the end of the 2024 fiscal year, the credit provided by the Bank was recorded at IDR 3.58 trillion, an increase of IDR 456 billion or 14.60% compared to the previous year's achievement which was recorded at IDR 3.12 trillion.

ASSET

IDR83.08

TRILLION

INTEREST INCOME AND SHARIA

12,19%

At the end of the 2024 fiscal year, the Bank's interest and sharia income was recorded at IDR5.45 trillion, an increase of IDR592 billion compared to the previous year's achievement of IDR4.86 trillion.

GOOD CORPORATE GOVERNANCE

RANK 2

"GOOD"

In 2024, the implementation of good corporate governance at KB Bank will be KB Bank overall achieved rank 2 or categorized as "Good". This is reflected from fulfilment sufficient GCG principles adequate.

COMPETENCY DEVELOPMENT

IDR30.22

MILIAR

In 2024, the Bank has to realize cost education and training in frame development HR competency of IDR 30.22 billion which is 132% of the 2024 Training Budget.

TABLE OF CONTENTS

3	ABOUT 2024 ANNUAL REPORT OF KB BANK
3	DISCLAIMER AND LIMITATION OF LIABILITY
4	NOTICE OF TABLES AND GRAPHICS
5	FOREWORD
6	THEME CONTINUITY
8	KEY ACHIEVEMENTS 2024
01	**Financial and Operational Data Highlights**
10	TABLE OF CONTENTS
14	FINANCIAL HIGHLIGHTS
19	OPERATIONAL REVIEW
20	CORPORATE ACTIONS LEADING
21	INFORMATION ON TEMPORARY SUSPENSION OF STOCK TRADING AND/OR STOCK TRADING SANCTIONS (DELISTING) OVERVIEW OF OTHER SECURITIES
21	INFORMATION REGARDING SUKUK OR CONVERTIBLE BONDS
21	INFORMATION ABOUT
21	OTHER FUNDING SOURCES
02	**Management Report**
36	REPORT OF THE BOARD COMMISSIONERS
42	REPORT OF THE BOARD OF DIRECTORS
52	ANNUAL REPORT ACCOUNTABILITY
03	**Company Profile**
56	BANK IDENTITY
58	BRIEF HISTORY OF THE BANK
59	CERTIFICATE OF CHANGE OF NAME AND STATUS OF LEGAL ENTITY
60	MILESTONES BANK
64	LINE OF BUSINESS
69	BUSINESS NETWORK AND BANK OPERATING AREAS
70	VISION, MISSION, AND CULTURAL VALUES OF THE BANK
72	ORGANIZATION STRUCTURE
74	PROFILE OF BOARD OF COMMISSIONERS
79	DIRECTORS PROFILE
85	SENIOR EXECUTIVE OFFICER PROFILE
96	HUMAN RESOURCES
100	INFORMATION OF SHAREHOLDERS COMPOSITION
110	BANK STOCK SUSPENSION
110	BANK GROUP STRUCTURE
111	INFORMATION ON MAJOR AND CONTROLLING SHAREHOLDERS
113	INFORMATION ABOUT SUBSIDIARIES AND ASSOCIATED ENTITIES
114	CAPITAL MARKET SUPPORTING INSTITUTIONS AND PROFESSIONS
116	AWARDS AND CERTIFICATION
118	INFORMATION ON THE BANK WEBSITE
04	**Management Analysis and Discussion**
122	GENERAL OVERVIEW
126	BANK STRATEGY 2024
130	OPERATIONAL OVERVIEW PER BUSINESS SEGMENT
149	REVENUE, PROFITABILITY, AND FINANCIAL POSITION OF OPERATING SEGMENTS
151	REVENUE, PROFITABILITY, AND FINANCIAL POSITION OF GEOGRAPHIC SEGMENTS
153	FINANCIAL REVIEW
163	CAPACITY TO PAY DEBT AND LEVEL OF ACCOUNTS RECEIVABLE COLLECTABILITY
167	FINANCIAL RATIOS
169	BASE CREDIT INTEREST RATE
170	CAPITAL STRUCTURE AND MANAGEMENT POLICY ON CAPITAL STRUCTURE
174	MATERIAL COMMITMENTS RELATED TO CAPITAL GOODS INVESTMENTS
175	REALIZATION OF CAPITAL GOODS INVESTMENT
175	MATERIAL INFORMATION AND FACTS THAT OCCUR AFTER THE DATE OF THE ACCOUNTANT'S REPORT
176	BUSINESS PROSPECT
178	TARGET ACHIEVEMENTS WITH REALIZATION AND PROJECTIONS FOR THE NEXT YEAR
180	MARKETING ASPECTS
182	DIVIDEND POLICY AND DISTRIBUTION
183	INFORMATION ABOUT THE SHARE OWNERSHIP PROGRAM BY EMPLOYEES AND/OR MANAGEMENT (ESOP/MSOP)
184	INFORMATION REGARDING THE REALIZATION
184	OF USE OF PUBLIC OFFERING PROCEEDS
186	MATERIAL INFORMATION REGARDING INVESTMENT, EXPANSION, DIVESTMENT, BUSINESS MERGER, ACQUISITION, AND/OR DEBT/CAPITAL RESTRUCTURING
187	INFORMATION ON MATERIAL TRANSACTIONS CONTAINING CONFLICTS OF INTEREST AND/OR TRANSACTIONS WITH AFFILIATED PARTIES/RELATED PARTIES

191	CHANGES IN LEGISLATION THAT HAVE A SIGNIFICANT IMPACT ON THE COMPANY
194	CHANGES IN ACCOUNTING POLICIES AND THEIR IMPACT ON THE COMPANY
195	COMMITMENTS AND CONTINGENCIES
197	DERIVATIVES AND HEDGING FACILITIES
197	COMPANY HEALTH LEVEL
198	BUSINESS CONTINUITY INFORMATION
199	TAX ASPECTS
200	THE IMPACT OF INTEREST RATE CHANGES ON BANK PERFORMANCE
200	PROHIBITIONS, LIMITATIONS AND/OR SIGNIFICANT OBSTACLES TO TRANSFERRING FUNDS BETWEEN BANKS AND OTHER ENTITIES IN A BUSINESS GROUP
201	PERFORMANCE OF SUBSIDIARIES

05 Risk Management

204	PUBLICATION RISK EXPOSURE AND CAPITALIZATION REPORT
220	BANK CAPITAL STRUCTURE AND IMPLEMENTATION OF RISK MANAGEMENT
229	RISK EXPOSURE AND CAPITAL INFORMATION
268	MARKET RISK
271	OPERATIONAL RISK
272	RISK OF LIKUIDITAS

06 Corporate Governance

298	DEVELOPMENT OF THE GOOD CORPORATE GOVERNANCE PRINCIPLES IMPLEMENTATION
314	CONFORMITY OF GCG IMPLEMENTATION TO PUBLIC COMPANY GOVERNANCE GUIDELINES
319	CORPORATE GOVERNANCE STRUCTURE AND MECHANISM
321	GENERAL MEETING OF SHAREHOLDERS
332	*BOARD OF COMMISSIONERS*
342	INDEPENDENT COMMISSIONER
344	BOARD OF DIRECTORS
356	DIVERSITY POLICY FOR THE BOARD OF COMMISSIONERS AND DIRECTORS
360	REMUNERATION POLICY FOR THE BOARD OF COMMISSIONERS AND DIRECTORS
365	MEETING OF THE BOARD OF COMMISSIONERS AND DIRECTORS
371	MAJOR AND CONTROLLING SHAREHOLDERS
372	SUPPORTING ORGANS OF THE BOARD OF COMMISSIONERS
402	COMMITTEES UNDER THE BOARD OF DIRECTORS
412	CORPORATE SECRETARY
419	INTERNAL AUDIT WORK UNIT
425	PUBLIC ACCOUNTANT
427	RISK MANAGEMENT
435	INTERNAL CONTROL SYSTEM
438	COMPLIANCE FUNCTION
444	INFORMATION TECHNOLOGY GOVERNANCE
447	ANTI MONEY LAUNDERING, COUNTER TERRORISM FINANCING, AND COUNTER PROLIFERATION FINANCING OF WEAPONS OF MASS DESTRUCTION (AML, CFT AND CPF)
449	LEGAL ISSUES/LITIGATION FOR COMPANIES AND SUBSIDIARIES
450	IMPORTANT CASES
451	ACCESS TO CORPORATE INFORMATION AND DATA
453	CODE OF CONDUCT
455	ANTI-CORRUPTION POLICY AND ITS OUTREACH
455	GRATIFICATION CONTROL
456	TRANSPARENCY OF THE COMPANY'S FINANCIAL AND NON-FINANCIAL CONDITIONS
456	BUYBACK OF KB BANK SHARES AND BONDS
457	PROVIDING FUNDS FOR SOCIAL
457	AND POLITICAL ACTIVITIES
457	PROVISION OF FUNDS TO RELATED PARTIES
458	CUSTOMER PROTECTION, ANTI FRAUD AND WHISTLEBLOWING SYSTEM
458	CONFLICT MANAGEMENT POLICY (INCLUDING INSIDER TRADING)
459	IMPLEMENTATION OF ANTI FRAUD STRATEGY
463	VIOLATION REPORTING SYSTEM (WHISTLEBLOWING SYSTEM)
467	TRANSPARENCY OF BAD GOVERNANCE PRACTICE

07 Corporate Social Responsibility

470	CORPORATE SOCIAL RESPONSIBILITY
470	GOVERNANCE
471	CSR PRINCIPLES AND LEGAL BASIS IN THE COMPANY
472	CSR ORGANIZATION STRUCTURE OF THE COMPANY
476	REALIZATION OF CSR FUND AND ACTIVITIES IN 2024
478	STATEMENTS REGARDING CSR ACTIVITIES AS DISCLOSED IN THE SUSTAINABILITY REPORT

08 Financial Report



KB Bank



Financial and Operational Data Highlights

FINANCIAL HIGHLIGHTS

Consolidated Statement of Profit (Loss) and Other Comprehensive Income

(Disajikan dalam jutaan Rupiah, kecuali dinyatakan lain)

Description	31 December 2024	31 December 2023	31 December 2022
Interest and Sharia Income	5.454.099	4.861.636	4.128.670
Interest and Sharia Expenses	(4.301.374)	(4.052.754)	(3.079.167)
Interest Income and Sharia – Net	1.152.725	808.882	1.049.503
Other Operating Income	350.046	456.527	499.509
Provision of Allowance for Impairment Losses on Financial Assets – Net	(3.452.900)	(5.537.792)	(3.948.482)
Provision of Allowance for Impairment Losses on Non-Financial Assets – Net	(798.341)	(269.055)	(81.325)
Gain (Loss) from Foreign Exchange Transactions – Net	6.180	5.235	(1.919)
Recovery from losses on commitments and contingencies – net	5.385	1.999	(2.272)
Gain (Loss) from changes in fair value of financial assets	(23.246)	155.384	(147.542)
Gain (Loss) from changes in fair value of financial assets	(2.026.036)	(2.280.382)	(2.424.240)
Gain (Loss) from changes in fair value of financial assets	(4.786.187)	(6.659.202)	(5.056.768)
Non-Operating Income (Expense) – Net	(118.033)	(128.185)	(88.888)
Income (Loss) Before Tax Expense	(4.904.220)	(6.787.387)	(5.145.656)
Income Tax Benefit (Expense) – net	(1.424.400)	731.684	113.152
Income Tax Benefit (Expense) – net	(6.328.620)	(6.055.703)	(5.032.504)
• Attributable to Owners of the parent entity	(6.329.138)	(6.034.077)	(5.027.460)
• Attributable to Non-controlling interests	518	(21.626)	(5.044)
Other comprehensive income- net	180.243	9.922	43.205
Total comprehensive income (loss) for the year	(6.148.377)	(6.045.781)	(4.989.299)
• Attributable to Owners of the parent entity	(6.148.908)	(6.024.463)	(4.984.356)
• Attributable to Non-controlling interests	531	(21.318)	(4.943)
Basic/diluted earnings per share (full amount)	(34)	(61)	(74)

Consolidated Statement of Financial Position

(Presented in millions of Rupiah, unless stated otherwise)

Description	31 December 2024	31 December 2023	31 December 2022
ASSETS			
Cash	369.083	289.184	524.320
Current Account with Bank Indonesia	2.672.478	3.205.619	4.140.431
Current Account in Other Banks	396.837	342.581	743.970
Placement in Bank Indonesia and Other Banks - Net	2.798.303	2.133.567	12.180.830
Marketable Securities – ne	21.766.831	17.536.140	12.009.878
Marketable securities receivables with agreement for resale	-	2.572.152	-
Marketable securities receivables with agreement for resale (repo)	-	-	-

Consolidated Statement of Financial Position

(Presented in millions of Rupiah, unless stated otherwise)

Description	31 December 2024	31 December 2023	31 December 2022
Derivative Receivables	12.054	3.040	9.254
Loans and sharia financing/receivables – net	44.535.289	45.835.782	48.956.758
Acceptance Receivables	83.079	130.964	17.135
Investment in share	15	15	15
Fix asset and use right assets	3.320.304	3.233.675	3.396.202
Deferred Tax Assets – Net	1.258.561	2.670.543	1.942.151
Intangible Assets	270.807	285.585	201.994
Other Assets – Net	5.591.657	6.068.453	5.872.414
Total Assets	**83.075.298**	**84.307.300**	**89.995.352**
LIABILITY AND EQUITY			
Liabilities			
Liabilities immediately payable	401.263	431.402	388.522
Deposits from Customers	46.593.158	44.789.143	51.962.370
Deposits from other Banks	2.881.186	7.886.721	10.381.375
Marketable securities sold with agreements to repurchase – net	3.739.878	219.631	-
Derivative Payables	3.641	808	12.259
Acceptance Payables	84.279	132.577	17.346
Borrowings	13.920.644	11.704.492	11.200.131
Marketable securities issued	5.790.158	3.397.588	3.392.718
Taxes Payables	60.903	64.635	56.496
Other Liabilities	1.638.402	1.570.140	1.367.530
Total Liabilities	**75.113.512**	**70.197.137**	**78.778.747**
Equity			
Equity attributed to the Equity Holders of the Parent Entity			
Equity attributed to the Equity Holders of the Parent Entity	19.000.000	19.000.000	7.000.000
Additional Paid-in Capital	8.225.767	8.225.767	8.286.428
Capital paid in advance	-	-	3.000.000
Asset revaluation surplus	1.816.965	1.603.893	1.605.649
Unrealized gain (loss) on available-for-sale securities and fair value through other comprehensive income - after deferred tax	(14.149)	7.563	2.625
Retained earning	(21.041.182)	(14.700.914)	(8.673.269)
Total Equity attributable to owners of the parent entity	7.987.401	14.136.309	11.221.433
Non-Controlling Interests	(25.615)	(26.146)	(4.828)
TOTAL EQUITY	**7.961.786**	**14.110.163**	**11.216.605**
TOTAL LIABILITIES and EQUITY	**83.075.298**	**84.307.300**	**89.995.352**

Total Assets
(IDR-million)

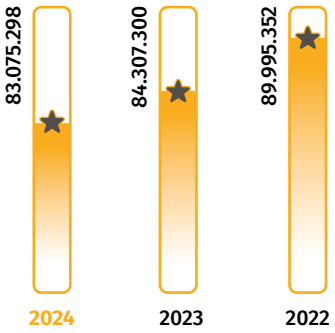

Total Liabilities
(IDR-million)

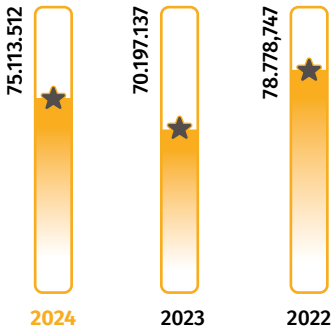

Total Equities
(IDR-million)

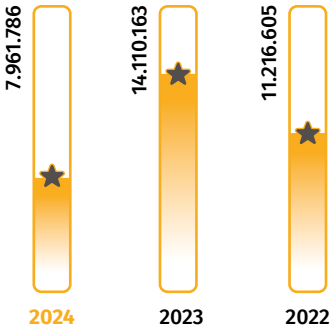

FINANCIAL RATIO AND OTHER IMPORTANT RATIOS

(in %)

Description	31 December 2024	31 December 2023	31 December 2022
Capital			
CAR by calculating credit risk	17,22%	28,50%	20,13%
CAR by calculating credit risk and market risk	17,11%	28,37%	20,01%
CAR by calculating credit risk and operating risk	16,49%	27,17%	19,19%
CAR by calculating credit risk, market risk and operating risk	16,38%	27,05%	19,08%
Fixed Assets – Net to Main Capital	91,39%	38,51%	55,45%
Productive Assets			
Non Performing Earning Assets and Non Earning Assets to Total Earning Assets and Non Earning Assets	5,01%	6,27%	6,92%
Non-performing Assets to Total Earning Assets Ratio	3,00%	6,37%	4,09%
Allowance for Impairment Losses (CKPN) of Financial Assets to Productive Assets	4,47%	4,80%	1,93%
Non-perfoming credit to loans ratio - gross	9,06%	9,56%	6,56%
Non-perfoming credit to loans ratio - neto	4,38%	4,87%	4,84%

FINANCIAL RATIO AND OTHER IMPORTANT RATIOS

(in %)

Description	31 December 2024	31 December 2023	31 December 2022
Profitability			
Return on assets (ROA)	-7,55%	-7,71%	-6,27%
Return on equity (ROE)	-154,60%	-61,38%	-82,58%
Net interest income margin (NIM)	1,31%	0,78%	1,17%
Ratio of operating expenses to operating income (BOPO)	192,58%	223,24%	226,22%
Cost to Income Ratio (CIR)	146,31%	170,20%	193,05%
Profit (Loss) to income ratio	-116,03%	-124,56%	-121,89%
Profit (Loss) to total assets ratio	-7,62%	-7,18%	-5,59%
Profit (Loss) to total equity ratio	-79,49%	-42,92%	-44,87%
Liabilities to total assets ratio	90,42%	83,26%	87,54%
Liabilities to total equity ratio	943,43%	497,49%	702,34%
Liquidity			
The ratio of the credit amount to the number of customer deposits (LDR)	103,26%	113,18%	98,48%
Compliance			
Percentage of LLL violation			
Related partie	-	-	-
Unrelated parties	-	-	-
Percentage of exceeding LLL			
Related partie	-	-	-
Unrelated parties*	7,64%	-	-
Minimum Statutory Reserve:			
Main Minimum Statutory Reserves in Rupiah			
Daily Minimum Statutory Reserves	8,70%	7,05%	8,53%
Average Minimum Statutory Reserves	8,74%	7,37%	8,53%
Macroprudential Liquidity Buffer d/h Secondary MSR	28,82%	35,08%	13,87%
Foreign Currency Conventional MSR	4,02%	4,02%	4,02%
Net Open Position (NOP)	2,46%	1,62%	1,59%
Growth			
Asset growth ratio	-1,46%	-6,32%	0,87%
Liability growth ratio	7,00%	-10,89%	3,64%
Equity growth ratio	-43,57%	25,80%	-15,06%
Interest and sharia income growth ratio – net	42,51%	-22,93%	26,52%
Other operating income growth ratio	-23,32%	-8,60%	230,44%
Other operating expense ratio	-11,15%	-5,93%	-20,34%
Operating profit growth ratio	4,51%	20,33%	118,59%
Net profit growth ratio			

ROA
%

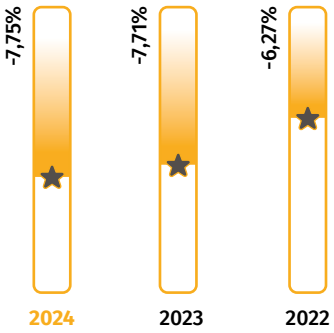

ROE
%

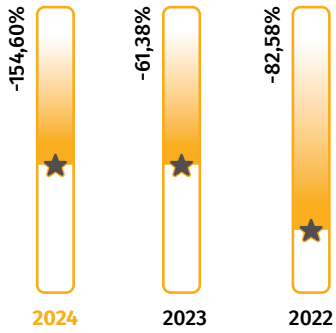

NIM
%

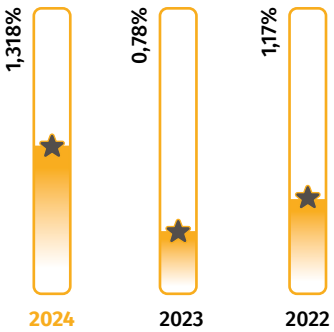

BOPO
%

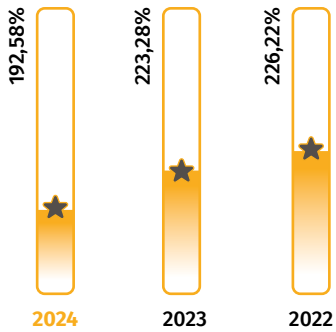



Credit Segment

(Presented in millions of Rupiah, unless stated otherwise)

Description	31 December 2024	31 December 2023	31 December 2022
MSMEs	11.619	15.633	18.397
Consumer	14.754	12.458	13.474
Wholesale	21.154	21.328	18.712
Total	**47.527**	**49.419**	**50.583**

Fund Segment

(Presented in millions of Rupiah, unless stated otherwise)

Description	31 December 2024	31 December 2023	31 December 2022
Retail	29.769	30.008	37.889
Wholesale	16.824	14.781	14.074
Total	**46.593**	**44.789**	**51.962**

Fee Based Segment

(Presented in millions of Rupiah, unless stated otherwise)

Description	31 December 2024	31 December 2023	31 December 2022
Public Service	69	83	137
E-Channel	17	20	20
Credit card & merchant	32	38	50
Trade Finance	6	8	7
Bank Guarantee	2	8	16
Others	182	280	225
Total	**308**	**436**	**455**



SHARE HIGLIGHTS

Description	Price per Share (IDR)			In circulation (in Thousands of Units)	Transactions (in Thousands of Units)	Capitalization Market Closing (IDR Million)
	Highest	Lowest	Closing			
2024						
Quarter IV	64	51	54	187.887.539.870	122.109,03	10.700.525
Quarter III	75	50	64	187.887.539.870	235.341,37	11.281.952
Quarter II	77	50	50	187.887.539.870	94.255,67	11.302.186
Quarter I	87	76	76	187.887.539.870	37.372,96	14.969.490
2023						
Quarter IV	94	72	80	187.887.539.870	80.093,24	15.415.763
Quarter III	115	92	93	187.887.539.870	91.718,59	18.910.018
Quarter II	118	92	102	187.887.539.870	134.682,09	19.001.981
Quarter I	140	100	110	67.887.540.178	143.075,62	7.899.044

2023

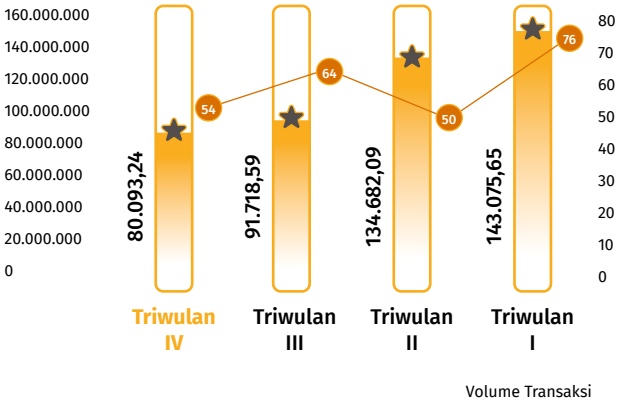

2024

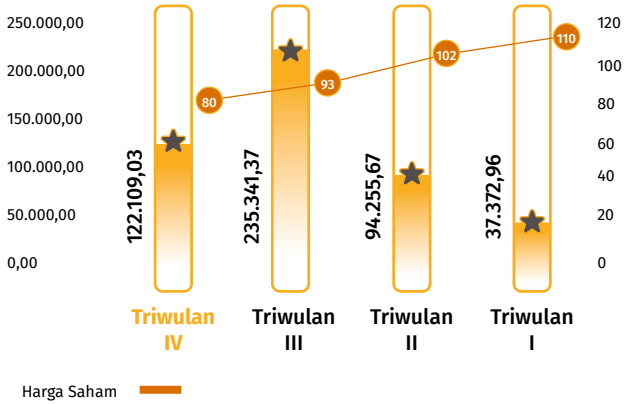

CORPORATE ACTIONS LEADING

On October 23, 2024, KB Bank successfully completed the pricing of its inaugural Senior Unsecured Notes ("Global Bonds") listed on the Singapore Stock Exchange (SGX-ST) with a nominal value of US$ 300 million and a coupon of 5.658% which will mature on October 30, 2027. The corporate action and the issuance of this global bond aims to diversify long-term funding and reduce dependence on short-term foreign loans. The issuance of this Global Bond received.

INFORMATION ON TEMPORARY SUSPENSION OF STOCK TRADING AND/OR STOCK TRADING SANCTIONS (DELISTING) OVERVIEW OF OTHER SECURITIES

Throughout 2024, KB Bank never received any sanctions that impacted its stock trading activities on the Stock Exchange where the Bank's shares are listed and traded. The Bank also did not experience a temporary suspension of stock trading (suspension) or cancellation of stock listing (delisting). Therefore, this Annual Report does not contain information regarding the impact of suspension or delisting.

INFORMATION REGARDING SUKUK OR CONVERTIBLE BONDS

Issuer Name	Exchange Name	Issuance Date	Tenor (months)	Currency	Value (million)	Maturity Date	Maturity Rate	Rating		Trustee	Status until December 31, 2023
								2024	2023		
Bank Bukopin Sustainable Subordinated Bonds II Phase II 2017	Indonesia Stock Exchange	February 28. 2017	84	Rp	1,405,000	February 28. 2024	11%	*	idAA (PEFINDO)	PT Bank Mandiri (Persero) Tbk	Paid off
Bank KB Bukopin Sustainable Senior Bonds I Phase I 2021	Indonesia Stock Exchange	September 9, 2021	36	Rp	1,000,000	September 9, 2024	6,25%	AAA(idn) Fitch Rating	AAA(idn) Fitch Rating	PT Bank Mandiri (Persero) Tbk	Paid off
KB Bukopin Bank III Sustainable Subordinated Bonds Phase I 2021 Series A	Indonesia Stock Exchange	September 9, 2021	60	Rp	315,000	September 9, 2026	8%	AA(idn) Fitch Rating	AA(idn) Fitch Rating	PT Bank Mandiri (Persero) Tbk	Outstanding
Bank KB Bukopin Sustainable Subordinated Bonds III Phase I 2021 Series B	Indonesia Stock Exchange	September 9, 2021	84	Rp	685,000	September 9, 2028	8,9%	AA(idn) Fitch Rating	AA(idn) Fitch Rating.	PT Bank Mandiri (Persero) Tbk	Outstanding
Senior Unsecured Notes	Indonesia Stock Exchange	October 30, 2024	36	USD	300	October 30, 2027	5,658%	BBB (*stable*) *Fitch Ratings*	-	HSBC Hong Kong (Paying Agent)	Outstanding

INFORMATION ABOUT OTHER FUNDING SOURCES

In 2024, KB Bank did not issue Medium Term Notes (MTN) or other debt-based funding instruments. Therefore, this Annual Report does not contain information related to other funding sources.

IMPORTANT EVENTS



January 24

Holding an Extraordinary General Meeting of Shareholders (EGMS), PT Bank KB Bukopin Tbk (BBKP) Announces Changes in the Composition of the Board of Commissioners and Directors

KB Bank held an Extraordinary General Meeting of Shareholders (EGMS) with the agenda of changing the composition of the Bank's management. In the meeting, through an acclamation decision, the EGMS approved the appointment of Seng Hyup Shin as Deputy President Commissioner and Im Jang Hyuk as Director of PT Bank KB Bukopin Tbk.



February 16

PT Bank KB Bukopin Tbk and the Government of Batam City Launch Fuel Card 3.0, Innovation for Better Subsidized Fuel Distribution

KB Bank in collaboration with the Batam City Industry and Trade Agency (Disperindag) launched and reviewed the use of Fuel Card 3.0. This initiative was conducted to improve the efficiency and fairness of subsidized fuel distribution.

March 3

Completing the Transformation Journey, KB Bank Officially Becomes the Company's New Name and Logo

PT Bank KB Bukopin Tbk officially introduced the change of brand and logo to KB Bank. This marks an important step in the transformation journey that began in 2021. This change also reflects the Bank's commitment to continue to grow and strengthen its position as a leading and trusted banking institution in Indonesia. The change does not affect the company's legal name, which remains PT Bank KB Bukopin Tbk.



March 6

Fully Supporting MSME Growth, KB Bank Collaborates with OttoDigital through People's Business Credit (KUR)

KB Bank continues to strengthen its commitment as a trusted bank by supporting MSME growth through KUR distribution. As a concrete manifestation, KB Bank collaborates with OttoDigital, a digital business group in the Salim Group ecosystem through PT Reksa Transaksi Sukses Makmur to facilitate KUR access for selected merchants and MSME partners. This initiative is expected to encourage MSME business growth and accelerate financial inclusion in Indonesia.



March 15

Supporting the Improvement of Financial Literacy, KB Bank Collaborates with ITB Ahmad Dahlan Through the "Star Edu" Program

KB Bank has established a partnership with ITB Ahmad Dahlan through the "Star Edu" Program to improve financial literacy and inclusion. This collaboration is realized in the "Beyond Excellent Trainers" program, where KB Bank management becomes a teacher in the "Guiding Future Banking Professionals" training on March 18–20, 2024, with 200 lecturers and practitioners as participants. The signing of the MoU between KB Bank Deputy President Director, Robby Mondong, and ITB Ahmad Dahlan Chancellor, Dr. Yayat Sujatna, SE., MSi, was carried out at the Kick-off Meeting in Jakarta, which was also enlivened by the seminar "ESG Awareness: Sustaining in VUCA World."



March 22

Expanding Customer Access, KBstar Can Now Withdraw Cash Without a Card at Indomaret Outlets Throughout Indonesia

KB Bank is expanding its digital services by presenting the "cardless withdrawal" feature at 21,717 Indomaret outlets throughout Indonesia through the KBstar application. Since its launch at the end of last year, KBstar has made it easier for customers to make digital transactions, including cardless cash withdrawals at ATMs. This innovation is part of KB Bank's commitment to providing safe and easily accessible banking services in the digital era. Deputy President Director of KB Bank, Robby Mondong, stated that the collaboration with Indomaret aims to increase the accessibility of banking services for the community more widely and affordably.



March 25

KB Bank Holds Customer Gathering, Committed to Getting Closer to Customers

KB Bank held a customer gathering "KB Bank Ramadan Safari" in Jakarta, which closed a series of events since March 18 in various cities. This event aims to strengthen relationships with customers, introduce rebranding, and discuss digital banking innovations. KB Bank President Director, Tom (Woo Yeul) Lee, emphasized the bank's commitment to supporting strategic sectors and presenting innovative digital credit products. KB Bank's transformation is strengthened by the adoption of Next Generation Banking System (NGBS) technology from KB Financial Group (KBFG), the controlling shareholder since 2020, to increase banking trust and services in Indonesia.



April 1

KB Bank Expands Access to Subsidized Diesel Fuel Cards in Bintan Regency, Riau Islands

KB Bank in collaboration with the Transportation Agency of Bintan Regency launched the Subsidized Diesel Fuel Card in Bintan Regency, Riau Islands, as a solution to improve efficiency and equal distribution of subsidized fuel. With chip and hologram technology, the Fuel Card ensures that subsidized diesel is right on target, reduces queues at gas stations, and prevents hoarding by irresponsible parties. The launch event was attended by KB Bank President Director Tom (Woo Yeul) Lee, Bintan Regent Roby Kurniawan, and representatives from the Riau Provincial Government and Pertamina. KB Bank hopes that the public will make optimal use of this Fuel Card to support transparency and fairness in fuel distribution.



April 18

Fitch Ratings Maintains KB Bank's National Rating at AAA Level with Stable Outlook

PT Fitch Ratings Indonesia has maintained KB Bank's AAA national rating, reflecting its financial stability and very low default risk. This rating is given to appreciate KB Bank's commitment to strengthening its business fundamentals and becoming a trusted banking institution in Indonesia. This announcement was made by Fitch after conducting a comprehensive evaluation of KB Bank's performance, which continues to strive to implement sustainable business practices. KB Bank Deputy President Director Robby Mondong said that this achievement reflects public trust in the Bank and its dedication to maintaining stability and healthy growth.



April 25

Bank Holds Halal bihalal with Customers, Realizing Solid Synergy in Banking Services

Still in Eid al-Fitr 1445 H vibe, KB Bank held a Halal bihalal event with its loyal customers at each KB Bank branch office in Jakarta and 20 other cities in Indonesia. This event aims to nurture friendship and provide appreciation to customers as main partners. During the event, KB Bank management, including Deputy President Director Robby Mondong, interacted directly with customers, expressed their gratitude, and introduced various digital banking service innovations. Through this halal bihalal, KB Bank emphasized its commitment to supporting customer financial growth and encouraging sustainable transformation in the banking industry.



May 16

KB Bank and Daimler Commercial Vehicles Indonesia Sign Dealer Financing Cooperation

KB Bank signed a dealer financing cooperation with PT Daimler Commercial Vehicles Indonesia (DCVI) at the Banking Hall, KB Bank Head Office. This partnership aims to support the growth of the automotive industry, especially in providing financing facilities for Mercedes-Benz truck and bus commercial vehicle dealer partners. The event was attended by the board of directors of both companies, including KB Bank Deputy President Director Robby Mondong and DCVI President Director Naeem Hassim, who emphasized the importance of this cooperation in strengthening a sustainable automotive business ecosystem. With experience in the dealer financing sector, KB Bank is optimistic that it can continue to drive new credit growth of up to 25%, especially for the MSME and retail segments, as part of its long-term business strategy.



May 16

Supporting Food Self-Sufficiency, KB Bank Distributes Credit Financing to Sugarcane Farmers

KB Bank has collaborated with PT Pabrik Gula Rajawali II (PG Rajawali II) and PT Mata Langit Solusindo (MATA) to build a financial ecosystem for sugarcane farming in Indonesia through credit financing facilities. This initiative is part of KB Bank's support for the government's efforts to realize national food security. Through this collaboration, KB Bank provides productive financial support for more than 5,000 sugarcane plantations that are members of Rajawali II by utilizing its financial technology. Meanwhile, MATA presents a data-based solution that allows monitoring of weather conditions, soil moisture, fertilizer amounts, and sugarcane health through satellite technology, as well as providing estimates of sugarcane production up to six months before harvest.



May 27

Building Business Ecosystem Growth, KB Bank and APP Indonesia Sign Vendor Financing Cooperation

KB Bank and PT APP Purinusa Ekapersada signed a vendor financing cooperation on May 27, 2024 at Sinarmas Land Plaza, Tower 2. This partnership aims to provide fast and easy financing access for APP Indonesia's business partners, supporting their business growth efficiently. This initiative is align with KB Bank's strategy in strengthening the business ecosystem and increasing the growth of the corporate segment. With this collaboration, KB Bank and APP Indonesia are committed to creating a sustainable business ecosystem and contributing to the national economy.



May 27

Encouraging Growth in the Railway Industry Ecosystem, KB Bank Continues Synergy with PT INKA Multi Solusi

KB Bank has again collaborated with PT INKA Multi Solusi (PT IMS) in developing a business ecosystem through a vendor financing scheme. The signing of the cooperation agreement, which took place at the KB Bank Head Office, confirmed both parties' commitment to supporting access to financing for PT IMS' business partners, which are engaged in railway manufacturing and land transportation. Previously, KB Bank had provided financing facilities for train, Pertashop, and electric bus ordering projects, as well as various other funding solutions. This collaboration is in line with KB Bank's support for the growth of the land transportation sector, in line with the government's strategic agenda in developing national infrastructure.



May 30

KB Bank Distributes IDR 123 Billion in Partnership Financing Credit to Bank Perekonomian Rakyat

KB Bank collaborates with PT BPR Modern Express in the Linkage Program scheme to expand access to financing for the MSME and consumer financing sectors. Through the executing scheme, KB Bank disburses financing of IDR 123 billion to BPR Modern Express, which is then forwarded to end customers, including the Civil Servant/Pensioner and MSME segments, to meet business capital needs and other needs. This collaboration reflects KB Bank's commitment to supporting inclusive MSME growth and increasing penetration and diversification of its financing in the productive sector.



June 6

Fitch Rating Gives KB Bank International Rating Equal to Indonesia's Sovereign Credit Rating

Fitch Ratings Indonesia assigns KB Bank's international rating at 'BBB' with a stable outlook, equivalent to Indonesia's Sovereign Credit Rating. Previously, Fitch also maintained KB Bank's national rating at the highest level of 'AAA'. KB Bank's performance continues to improve with new credit growth of 114.3% year-on-year, an increase in Net Interest Margin (NIM) to 0.9%, and an improvement in the loan at risk (LAR) ratio from 50.3% to 26.9% until April 2024. With this achievement, KB Bank is optimistic about expanding credit expansion in the corporate, MSME, and retail segments.



June 20

Expanding Credit Expansion, KB Bank Signs Cooperation with Mayapada Healthcare

KB Bank has distributed financing of more than IDR 700 billion to PT Sejahteraraya Anugrahjaya Tbk for the construction of Mayapada Hospital in IKN and Cakung, as well as the procurement of medical equipment. KB Bank Deputy President Director Robby Mondong emphasized KB Bank's support for the health sector to improve the quality of life of the community. On the other hand, Mayapada Healthcare Chairman & Group CEO Jonathan Tahir stated that this cooperation will accelerate the expansion of health services. The signing of the cooperation took place at the KB Bank Head Office on June 20, 2024.



June 28

Holding an AGM, KB Bank Explains Performance Growth and Changes in the Company's Management Composition

KB Bank successfully held an AGM for the 2023 Financial Year in Jakarta which discussed various important agendas, including approval of the annual report, appointment of a public accountant, and changes in the management composition. KB Bank recorded new credit growth of 20% to IDR 9 trillion, supported by operational efficiency that reduced cost burdens by 9%. The AGM also approved changes in management, including the resignation of several commissioners and directors, as well as the reappointment of Robby Mondong as Deputy President Director and Henry Sawali as Director.



July 19

KB Bank becomes the Administrator Bank for Customer Fund Accounts (RDN Administrator Bank) and Payment Bank

KB Bank has been officially appointed by PT Kustodian Sentral Efek Indonesia (KSEI) as one of the Administrator Banks for Customer Fund Accounts (RDN Administrator Bank) and Payment Bank.



July 19

Completing Transformation Journey, KB Bank Pioneers AI-Based Credit Assessment in Indonesia

KB Bank collaborates with PFC Technologies from South Korea to present the first AI-based credit distribution model in Indonesia, aimed at pension and MSME loans. This collaboration was marked by the signing of an MoU in Jakarta attended by representatives of both companies. The implementation of AI is expected to optimize credit risk assessment, reduce high-risk debtors by 2%-3%, and increase the efficiency of the loan process through more sophisticated data analytics. KB Bank sees this step as a commitment to financial innovation, while PFC Technologies hopes to contribute to strengthening risk management technology in Indonesia.



July 26

Marking 20 Years of Synergy, KB Bank Receives Appreciation from the PRIMA Network

KB Bank received an award from PT Rintis Sejahtera for its 20 years of cooperation and collaboration in providing payment infrastructure services for KB Bank customers through the PRIMA Network. This award was presented by Vice President Director of PT Rintis Sejahtera Suryono Hidayat and received by KB Bank Director Helmi Fahrudin at the KB Bank Head Office, Jakarta. This collaboration has resulted in various banking service innovations, including the development of cross-border transaction solutions in Southeast Asia through QRIS. In the future, KB Bank and the PRIMA Network will continue to strive to provide easier and more efficient services to meet customer needs.



August 18

KB Bank Supports Literacy and Sports Festival to Commemorate the 79th Anniversary of Indonesian Independence

To celebrate the 79th Anniversary of Indonesian Independence and to contribute to the community, KB Kookmin Bank as the controlling shareholder of KB Bank supports the implementation of the Literacy and Sports Festival in Muktiwari Village, Bekasi Regency. In collaboration with the Gugah Nurani Indonesia Foundation, this festival took place from July 29 to August 18, 2024 and will involve more than 500 students. With the concept of a Multicultural Library, this event combines literacy competitions and physical activities to increase interest in reading and support children's mental and physical health. KB Kookmin Bank has also contributed to the development of the Multicultural Library as part of its CSR commitment to advancing literacy and education in Indonesia.



August 21

KB Bank Holds Financial Adventure with Elementary School Students Through “Tour De Bank” Activity

KB Bank supports financial inclusion of the younger generation through the “Tour De Bank” program at the KB Bank Head Office, involving 49 Sampoerna Academy students. This activity introduces the importance of saving from an early age and shows firsthand banking operations through a bank tour. In addition, there is a “Learning Korean” session and nationalism-themed games in the context of the 79th Anniversary of the Republic of Indonesia. This program is in line with KB Bank's efforts to build children's financial literacy from an early age, supporting OJK's financial inclusion initiative.



September 4

Celebrating National Customer Day, KB Bank Holds 'Customer Visit Day' to Tokopedia Office

In celebration of National Customer Day 2024, KB Bank held a "Customer Visit Day" and "KB Bank Customer Saranghae" event to appreciate loyal customers. KB Bank President Director, Tom (Woo Yeul) Lee emphasized the Bank's commitment to providing excellent service and supporting the growth of the digital economy in Indonesia. This activity included a visit to Tokopedia and giving special awards to customers at KB Bank branch offices. Through this momentum, KB Bank confirms its position as a trusted financial partner that continues to innovate for customer satisfaction and loyalty.



September 7

KB Bank Supports MSMEs to Upgrade through Financial Literacy in Bekasi Regency

KB Bank is committed to improving financial literacy for MSMEs in Indonesia through the "Community Development, Improving Financial Literacy, and Empowering MSMEs" program held at the Multicultural Library, Muktiwari Village, Bekasi Regency, West Java. In collaboration with PPM School of Management and the Gugah Nurani Indonesia Foundation, KB Bank provides financial education for MSMEs to be more ready in facing business challenges. KB Bank Deputy President Director Robby Mondong emphasized the importance of financial literacy in making the right financial decisions. This program also supports the OJK's financial literacy initiative to build a stronger and more sustainable MSME ecosystem.



October 12

KB Bank and KBFG Affiliates in Indonesia Collaborate to Improve Nutrition for Underprivileged Children

KB Bank and KBFG affiliates in Indonesia launched the “Bersama KB Indonesia, Berbagi Kebaikan” (Together with KB Indonesia, Share Kindness) program to improve nutrition for underprivileged children. Collaborating with Hungry Happy Center, this program supports the reduction of stunting rates through the provision of nutritious food and balanced nutrition education. KB Bank President Director Tom Lee, emphasized the Bank's commitment to building collective awareness of the importance of children's health. In the future, KB Bank will continue to integrate ESG values in its operations and social programs to create a sustainable impact on society.



October 25

KB Bank Successfully Issues First Global Bonds Worth USD 300 Million

KB Bank has completed the pricing of its first US Dollar-denominated Senior Unsecured Notes (Global Bonds) worth USD 300 million on October 23, 2024 in Singapore. This move aims to diversify long-term funding and reduce dependence on short-term loans. Listed on the Singapore Stock Exchange (SGX-ST) with a 3-year tenor, this issuance marks KB Bank's first step into the international capital market.



October 30

Indonesian U20 National Team Player, Ji Da Bin Officially Appointed as KBstar Brand Ambassador

KB Bank has appointed Ji Da Bin, a young player of the Indonesian U-20 national team, as KBstar's brand ambassador. Ji Da Bin, who is of Indonesian-South Korean blood and is known for his achievements in leading the U-16 national team to win the 2022 AFF U-16 Cup, symbolizes the values of innovation, dedication, and hard work carried by KBstar. This appointment aligns with KBstar's vision to inspire young Indonesians, while the digital application continues to grow with innovative features such as cardless cash withdrawals at Indomaret and significant user growth.



November 7

KB Bank's Controlling Shareholder Facilitates Free Heart Surgery in Korea for Indonesian Children

As part of its CSR commitment and support for the Sustainable Development Goals in the health sector, KB Kookmin Bank—KB Bank's controlling shareholder—has provided medical assistance in the form of surgery and treatment costs for underprivileged children with heart disease in Indonesia. Ten children underwent free heart surgery at Samsung Seoul Hospital, Korea, in collaboration with Samsung Medical Center, while KB Bank supported post-surgery recovery with Hasan Sadikin Hospital in Bandung. KB Bank's President Director, Tom Lee, emphasized that children's health is the key to the nation's growth.



November 20

Consistently Recording Business Growth, KB Bank Again Achieves AAA Rating from PEFINDO

KB Bank has again maintained its idAAA rating from PEFINDO, the highest rating that confirms its capacity to meet long-term financial commitments. This achievement is in line with the continuous improvement of business fundamentals, with significant support from KB Kookmin Bank as the controlling shareholder since 2020.



December 18

Supporting Tripatra's Strategic Project, KB Bank Strengthens Partnership through Vendor Financing

KB Bank strengthens its partnership with PT Tripatra Engineers and Constructors through a vendor financing program to provide working capital for vendors supporting strategic EPC projects. KB Bank Deputy President Director Robby Mondong, emphasized that the strategic partnership with Tripatra is a concrete manifestation of KB Bank's support for an inclusive and productive business ecosystem.



December 12

KB Bank Records Hyundai Car Pre-Order Financing of More Than IDR 2.1 Trillion Throughout 2024

KB Bank recorded Hyundai car pre-order financing worth IDR 2.1 trillion from January to November 2024, funding 5,164 units with a ceiling of more than IDR 779 billion for conventional and electric cars. This achievement confirms KB Bank's commitment, supported by KB Financial Group and KB Kookmin Bank, to provide innovative and sustainable financing solutions for Hyundai dealers, supporting the development of the national automotive industry and the transformation towards a green era. This step strengthens dealer operations, expands public access to quality vehicles, and is in line with the government's initiative to reduce carbon emissions, while opening up great opportunities for dealer development in 2025.




KB
PRIORITAS

KB Bank



Management Report

REPORT OF THE BOARD COMMISSIONERS



Jerry Marmen
President Commissioner

Dear Shareholders and Stakeholders,

On this occasion, we would like to express our gratitude to God Almighty because of His blessings, PT Bank KB Bukopin Tbk (KB Bank) can navigate 2024 pretty well despite challenges we faced. In running its strategic function, the Board of Commissioners had carried out its duties to supervise and advise the Board of Directors in good faith, responsibly, and carefully for Bank goodness. The focus of supervision and advice by the Board of Commissioners in 2024 included planning and implementation of the Bank's Business Plan (RBB), to follow-up and recommendations on decisions of the General Meeting of Shareholders (GMS). Furthermore, allow me, on behalf of the entire Board of Commissioners, to convey the main points of supervision throughout 2024 through this report.

Macro-Economic Perspective

As quoted from the 2024 Indonesian Economic Report released by Bank Indonesia, it explains that global political tensions, which were still high in early 2024 due to the ongoing Russia-Ukraine conflict, increased after Israel's attack on Palestine. Towards the end of 2024, the re-election of President Trump in the United States (US) with the America First policy has again increased global uncertainty because of its potential to change the geopolitical and world economic landscape.

The rapidly changing dynamics of world geopolitics have influenced global economic developments throughout 2024, and are predicted to continue. Global economic growth in 2024 was predicted to slow to 3.2% from 3.3% in 2023 and was projected to remain at 3.2% in 2025, and slow further to 3.1% in 2026. The divergence of growth patterns between countries also continued along with the increasing fragmentation of the global economy and trade. The US economy was predicted to remain strong in 2024 and 2025 accompanied by the risk of economic warming originating from the swelling fiscal deficit. Meanwhile, economic growth in China and the European Region was predicted to continue to slow along with weak domestic demand and the impact of trade tariff policies implemented by the US Government. Meanwhile, the Indonesian economy in 2024 also faced various challenges amid increasing global uncertainty. Based on a report from the Central Statistics Agency, the Indonesian economy in 2024, measured by Gross Domestic Product (GDP) at current prices, reached IDR 22,139.0 trillion and GDP per capita reached IDR78.6 million or USD4,960.3.

The Indonesian economy in the fourth quarter of 2024 compared to the fourth quarter of 2023 experienced growth of 5.02 percent (y-on-y). In terms of production, the Other Services Business Sector experienced the highest growth of 11.36 percent. Meanwhile, the Export Component of Goods and Services on the expenditure side experienced the highest growth of 7.63 percent. However, the Indonesian economy in 2024 only recorded growth of 5.03 percent, slowing down compared to the achievement in 2023 which experienced growth of 5.05 percent (c-to-c). In terms of production, the highest growth occurred in the Other Services Business Sector at 9.80 percent. Meanwhile, the highest growth in terms of expenditure was achieved by the Consumption Expenditure Component of Non-Profit Institutions Serving Households (PK-LNPRT) at 12.48 percent.

Supervisory Function and Working Relations with the Board of Directors

Throughout 2024, the Board of Commissioners had made its best efforts to ensure that the implementation of the Bank's strategy was on the right track without neglecting compliance with applicable regulations, both legally and in existing norms. Particularly, the Board of Commissioners had improved its supervisory function by supervising various operational aspects through intensive communication with the Board of Directors, especially in joint meetings and other non-formal sessions as well as asking for advice and recommendations from the committees under the Board of Commissioners regarding the performance of the Board of Directors.

The Board of Commissioners routinely holds meetings with the Board of Directors to discuss various matters related to the management of the Company carried out by the Board of Directors in a joint meeting forum. In this forum, the Board of Commissioners can request an explanation from the Board of Directors regarding the Company's performance achievements and various challenges faced. The Board of Commissioners also always conveys its views and provides advice to the Board of Directors regarding this matter.

Throughout 2024, 6 (six) meetings have been held with the Board of Directors to discuss various matters related to the Bank's operational business. In these meetings, there were times when Bank officials related to the meeting material were involved. The Board of Commissioners also carries out direct supervision periodically to ensure the adequacy of supervision and to review the suitability of the work process and results with the established qualifications. These meetings and visits serve as a forum for the Board of Commissioners to monitor the Bank's performance and achievements throughout 2024.

Board of Commissioners' Views on the Board of Directors' Performance

The Board of Commissioners understands that 2024 is a very challenging year for KB Bank; however, the Bank continues to make efforts to achieve the targets that have been set. Based on the performance in 2024, KB Bank continues to demonstrate its resilience in facing existing challenges. It can be indicated from the achievement of several Bank growth indicators which are relatively better compared to the Bank's Business Plan targets in 2024. This performance is an acceleration of all Bank units harmonizing to achieve the best performance amidst global economic uncertainty and a dynamic national business climate.

In order to accelerate normalization, KB Bank needs to immediately address various strategic issues inhibiting factors in sales performance growth to reach a more optimal level. Therefore, the Bank had formulated a comprehensive strategy that would be implemented throughout 2024 to accelerate the increase in sales performance. This strategy was realized through four main agendas that focus on strengthening business fundamentals, optimizing services and products, increasing digital capabilities, and developing strategic networks and partnerships. By implementing a structured and results-oriented approach, KB Bank strives to ensure that every initiative taken can bring positive impacts on business growth while increasing the Bank's competitiveness in the increasingly dynamic banking industry.

On the other hand, KB Bank does not only focus on resolving strategic issues, but also strives to present innovation as the main driver of business transformation. In line with this, the Bank has set a strategic agenda "Innovation for Turn Around", designed to improve performance and optimize the implementation of efficiency initiatives. The Board of Commissioners assesses that the performance of the Board of Directors in 2024 is quite good. The Board of Commissioners believes that the strategic steps implemented by the Board of Directors have succeeded in improving the Bank's performance. The Board of Commissioners expresses its deepest appreciation for the commitment and hard work of the Board of Directors in realizing this performance.

The Board of Commissioners, formally and informally, continues to supervise and provide input to the Board of Directors in terms of implementing the Bank's business plans and strategies. The Board of Commissioners is confident that the Board of Directors can lead and navigate the Bank to continue growing in 2024 and beyond. We hope that KB Bank can consistently maintain the stability of financial ratios as a positive implication of the Bank's performance and always increase the Bank's level of prudence and develop innovations including increasing digitalization and penetration in the banking market in Indonesia.

Views on Business Prospects Prepared by the Board of Directors

As quoted from the Bank Indonesia Report entitled "Synergy to Strengthen National Economic Stability and Transformation" stated that the dynamics and direction of the global economy in 2025-2026 and the next five years will have major implications for the Indonesian economy, and therefore need to be anticipated with an optimal national economic policy mix response.

There are at least 5 (five) important aspects that need to be considered, namely:

1. The importance of maintaining macroeconomic and financial system stability as the first and main defense in facing the dynamics of the global economy and finance that are changing rapidly and full of uncertainty.
2. The need to continue to increase domestic growth sources, especially consumption and investment, while continuing to encourage exports through trade cooperation between countries.
3. The need to accelerate real sector transformation policies to increase competitiveness and productivity, both capital, labor, and innovation as well as efficiency. Improvement of the investment climate to be able to compete in attracting FDI, the ability to encourage growth in capital-intensive and labor-intensive sectors, and increasing skills and certification of the workforce profession are increasingly important.
4. The need to increase the deepening of the financial market for sources of financing for the national economy and to continue to attract foreign capital flows in the form of portfolio investment and FDI.
5. The need to accelerate digitalization both in terms of the payment system, the financial sector, and innovation in various economic and financial transactions nationally and between countries. Digitalization will drive economic growth with the increasing development of the financial services and intermediary sectors as well as with increasing efficiency and productivity of the national economy.

The Board of Commissioners has reviewed the Bank's 2025 Business Plan prepared by the Board of Directors and believes that the assumptions are realistic. The targets can encourage the Bank's business growth with the right strategic plan. The Board of Commissioners reminds us that one of the keys to achieving this business plan is the synergy and determination of all Bank personnel to achieve the best goals and commit to continuing to implement good and sustainable Bank governance.

The Board of Commissioners also continues to support the Bank's efforts to continue developing various innovative products and services and meeting customer needs contextually. In accordance with its role, the Board of Commissioners will continue to provide motivation, direction, and input as part of efforts to encourage sustainable growth in the future. To that end, the Board of Commissioners fully supports and will continue to provide encouragement so that these targets can be achieved properly.

Views on GCG Implementation

As a responsible financial institution, KB Bank understands that a company's success is not only determined by financial performance, but also by the implementation of transparent, accountable, responsible, independent, and fair governance principles. Therefore, KB Bank integrates these principles into all lines of the organization. This includes senior management to employees at all levels, and involves shareholders, the Board of Commissioners, the Board of Directors, and all employees in strategic decision making.

To ensure optimal GCG implementation, KB Bank implements three main pillars of corporate governance, namely Governance Structure, Governance Process, and Governance Outcome. Governance Structure focuses on strengthening the organizational framework, Governance Process ensures that all operational procedures run according to standards, while Governance Outcome aims to achieve results that are in accordance with good governance principles.

To maintain consistency, KB Bank routinely evaluates the quality of GCG, both through self-assessment and by involving third parties for more independent assessments. GCG monitoring is carried out in the following ways:

1. Monitoring the implementation of SEOJK recommendations to all related work units.
2. Conducting reminders of GCG implementation to all related work units.
3. Increasing socialization with Compliance Awareness to raise awareness to comprehend and comply to regulations.
4. On the other hand, the Board of Commissioners also plays a role in supervising and monitoring the implementation of an effective Whistleblowing System to prevent and detect Fraud. The Board of Commissioners ensures concern and anti-Fraud culture at all levels of the organization, through an anti-Fraud declaration and plays an active role in efforts to prevent and eradicate Fraud.

Changes in the Composition of the Board of Commissioners

Throughout 2024, there were changes in the composition and number of members of the Board of Commissioners based on the Decision of the Extraordinary General Meeting of Shareholders held on January 24, 2024, which honorably dismissed Nam Hoon Cho as Vice President Commissioner, and appointed Seng Hyu Shin as Vice President Commissioner of the Company. In addition, based on the Resolution of the Annual General Meeting of Shareholders held on June 28, 2024, Eugene K. Galbraith as Independent Commissioner and Sukriansyah S. Latief, as Independent Commissioner of the Company were honorably dismissed.

Thus, the structure and composition of the active Board of Commissioners until December 31, 2024 are as follows:

Name	Position	Basis of Appointment	Period
Jerry Marmen	President Commissioner	Annual GMS on June 28, 2024	2024-Annual GMS for Fiscal Year 2027
Seng Hyup Shin	Deputy President Commissioner	Extraordinary GMS on January 24, 2024	2024-Annual GMS for Fiscal Year 2026
Nanang Supriyatno	Commissioner	Extraordinary GMS on August 25, 2020	2020-Annual GMS for Fiscal Year 2024
Tippy Joesoef	Independent Commissioner	Extraordinary GMS on December 22, 2020	2020-Annual GMS for Fiscal Year 2024
Hae Wang Lee	Independent Commissioner	Extraordinary GMS on August 25, 2020	2020-Annual GMS for Fiscal Year 2024
Stephen Liestyo	Independent Commissioner	Extraordinary GMS on June 28, 2024	2024-Annual GMS for Fiscal Year 2027

All members of the Board of Commissioners have adequate integrity, competence, and reputation in their respective fields and are able to provide sufficient time in carrying out their duties, and do not have any conflict of interest nor family relationships up to the second degree with fellow members of the Board of Commissioners and/or Directors.

Closing

On this occassion, allow me to represent the entire Board of Commissioners to express our appreciation to the shareholders and stakeholders for the trust and support given so far. Hopefully all efforts that have been made in 2024 and the challenges that await in 2025 can be made it through together with positive and sustainable results. Our deepest appreciation and gratitude are also addressed to all Directors, Management, and all employees for their hard work and dedication in efforts to develop the Bank to be even better. We would also like to give our greatest appreciation to customers, business partners, and other stakeholders for their support and trust in KB Bank.

Jakarta, 20 Maret 2025
Jakarta, March, 20 2025



Jerry Marmen
President Commissioner
PT Bank KB Bukopin Tbk.



REPORT OF THE BOARD OF DIRECTORS



Woo Yeul Lee
President Director

Dear Shareholders and Stakeholders,

Throughout 2024, all business sectors still faced challenges of uncertainty, including the banking sector. However, PT Bank KB Bukopin Tbk (KB Bank) always strives optimally through various strategic policies in order to answer business challenges and achieve maximum results. This annual report is part of the management's reporting on the Bank's strategy and performance throughout 2024, as well as documentation of the Company's journey to achieve the vision and mission that have been set. Furthermore, please allow us as KB Bank Management to convey the Bank's management in the 2024 financial year.

Macroeconomic Analysis

In recent years, geopolitical tensions have increased, which have had a significant impact on global economic stability. Global geopolitical tensions that occurred throughout 2024 also affected Indonesia's economic conditions. Several main factors that impact the national economy include:

1. Global War and Tensions: The protracted conflict between Russia and Ukraine and tensions in the Middle East have caused instability in energy and food prices. As a country that still relies on imports of oil and some food ingredients, Indonesia faces pressure on commodity prices, which contribute to domestic inflation.
2. China's Economic Slowdown: As one of Indonesia's largest trading partners, China's economic slowdown could impact Indonesia's main commodity exports, such as coal and palm oil. The decline in demand from China has the potential to reduce Indonesia's export revenues and affect the mining and plantation sectors.

Amid global geopolitical challenges, the Indonesian economy also faces various domestic dynamics, such as:

1. Inflation and Interest Rate Stability: Bank Indonesia (BI) continues to maintain a balance between inflation stability and economic growth with a prudent monetary policy. BI's benchmark interest rate adjustments are made to respond to global inflation and maintain the stability of the rupiah exchange rate against the US dollar.
2. Investment and Industrial Downstreaming: The government continues to encourage investment in the downstream sector, especially in the mining and manufacturing industries. This policy aims to increase the added value of exports and reduce dependence on raw material exports. However, regulatory challenges and legal certainty remain a concern for foreign investors.
3. Digital Transformation and Inclusive Finance: The acceleration of digitalization, especially in the banking sector, continues to grow with the increasing use of digital banking and fintech services. KB Bank as part of the financial ecosystem in Indonesia has also adapted by providing innovative digital solutions to increase financial inclusion.

Macro Industry Review

The banking industry in Indonesia in 2024 indicated significant growth, driven by responsive monetary policy and improving economic conditions. According to the Monetary Policy Report for Quarter IV 2024 from Bank Indonesia, Gross Domestic Product (GDP) growth was estimated to reach 5.31% in the fourth quarter of 2024, up from 5.04% in the previous year. This reflects increasing optimism among market players and consumers, which contributes to increased demand for credit in the banking sector.

One important indicator of the banking industry health is the Non-Performing Loan (NPL) ratio. Data indicates that the NPL ratio is at 2.5%, indicating stability in the banking assets quality. Bank Indonesia recorded that despite global challenges, the banking industry was still able to maintain the NPL ratio below the set threshold of 5%. This condition shows that banks in Indonesia have implemented good risk management in facing economic uncertainty.

In terms of liquidity, total third party funds (TPF) experienced positive growth, reaching IDR 6,500 trillion by the end of 2024. This growth was driven by increased public trust in the banking system, as well as product innovations offered by banks. Bank Indonesia reported that the average deposit interest rate was in the range of 4.5%, which attracted more customers to place their funds in banks.

Credit distributed by banks also showed a positive trend, with total credit distribution reaching IDR 5,800 trillion. The sectors that received the most credit were the trade and manufacturing sectors, which absorbed 30% and 25% of the total credit, respectively. It is in line with the government's efforts to encourage the growth of the real sector through various incentives and stimulus programs.

On the other hand, the growth of the digital economy has also a positive impact on the banking industry. The volume of electronic money and digital banking transactions has increased rapidly, with the value of digital banking transactions reaching IDR1,200 trillion in 2024. Bank Indonesia noted that this growth was driven by the increasingly widespread adoption of technology among the public, as well as the improvement of digital infrastructure that supports financial transactions.

However, challenges remain, especially related to global uncertainty that can affect capital flows and investment. The global uncertainty index shows significant fluctuations, with the US dollar exchange rate against the rupiah fluctuating in the range of IDR 14,500 to IDR 15,000. Bank Indonesia continues to monitor these developments and is ready to take the necessary steps to maintain economic stability.

In order to support the banking industry growth, Bank Indonesia also implements an accommodative monetary policy. The current policy interest rate is at 5.75%, aiming to encourage credit and investment growth. This policy is expected to provide the stimulus needed to maintain the momentum of economic growth amidst existing challenges.

Overall, the national banking industry in 2024 showed solid performance with optimistic prospects. With the support of appropriate policies and adaptation to market changes, it is expected that the banking industry can continue to contribute to Indonesia's economic growth.

The Role of the Board of Directors in Implementing the Bank's Strategic Policies

In carrying out its role as the Bank's management, the Board of Directors and its staff continue to run business mitigation in order to face the uncertainty of the business climate conditions throughout 2024. KB Bank understands that in facing this dynamic, a responsive, adaptive, and strategic approach is required to remain competitive and continue to provide value to stakeholders. To that end, KB Bank is taking strategic steps to mitigate this in order to ensure the continuity of the bank's business, including:

1. **Adequate risk management:** by strengthening the organizational structure of the risk management work unit, deepening the analysis of macroeconomic volatility, strengthening stress testing, and optimizing supervision of liquidity and capital management so that it remains strong in various economic scenarios. The focus on maintaining liquidity is also carried out by adjusting credit and funding pricing strategies to remain competitive amidst changes in monetary policy, so that it can still support healthy and sustainable business growth.
2. **Digital Transformation:** KB Bank accelerates the digitalization of banking services through the development of Project SHINE, namely a transformation to support the system and readiness of information technology infrastructure to improve capabilities in the bank's business which has an impact on increasing customer satisfaction. On the operational side, automation and process optimization are operated to increase operational efficiency and flexibility in responding to market changes.

On the other hand, KB Bank also implements various other strategic policies, including:

1. Diversification Strategy
   Based on the results of measurements and the current economic situation, KB Bank has established a measurable diversification strategy by strengthening financing in key segments that have proven to be resilient amidst global economic pressures, including:
   a. **Corporate Banking:** The Corporate Banking segment remains a key pillar for KB Bank in its business expansion strategy, given its significant contribution to portfolio growth and profitability. However, amidst global economic uncertainty and the dynamics of the ever-evolving industry, KB Bank is implementing a more selective and cautious approach in determining the business sectors to be financed. The main focus of financing is directed at sectors with strong economic fundamentals, sustainable growth prospects, and measurable risks, such as infrastructure, health, renewable energy and other supporting industries. Currently, KB Bank is starting to reduce the portion of financing in the coal commodity sector and export-based manufacturing due to fluctuating supply and demand due to price volatility. The selection of this sector is based on a comprehensive analysis of industry resilience, government policies, and macroeconomic trends that can affect the stability and sustainability of customer businesses.
   b. **Pension Loan:** KB Bank is also known as a credible pension loan distribution partner bank and has quite a lot of customers, which has a positive impact on the bank's income which will reach IDR 12 trillion in 2023. The bank has succeeded in expanding channeling cooperation with various pension institutions and government agencies, strengthening trust, and expanding the reach of services for pension customers
   c. **Mortgage:** The mortgage business has very promising prospects, supported by the increasing need for housing and the growth of the middle class in Indonesia. Along with government policies that encourage home ownership through various incentives, such as competitive interest rates and housing subsidy programs, the demand for home ownership loans (KPR) is projected to continue to increase. In addition, the development of infrastructure in various regions and the expansion of urban areas create new opportunities for the property sector, which ultimately strengthens the potential of the mortgage business. Seeing this phenomenon, KB Bank continues to expand in this business, one of which is by presenting 20 Mortgage Centers in Indonesia to expand the market.
   d. **SME:** The SME business at KB Bank continues to indicate positive growth, driven by a commitment to supporting small and medium enterprises as one of the main pillars of the Indonesian economy. With a strategy focused on upper-size SMEs, KB Bank presents appropriate financing solutions, including flexible credit schemes, competitive interest rates, and will develop digital-based services that

facilitate access to capital for customers. In addition, KB Bank also strengthens synergies with various business ecosystems, including supply chain financing, to support cash flow and business sustainability of SME customers.

2. Pricing Strategy
   KB Bank implements an adaptive and measurable Asset & Liability Management (ALMA) strategy. This strategy aims to maintain a balance between profitability, liquidity, and risk in managing the bank's assets and liabilities:
   a. Competitive & Risk-Based Interest Rate Adjustments
   b. Optimizing Cost of Fund (CoF) to Maintain Profitability
3. Optimizing Digital Banking
   KB Bank introduced the KB Star digital banking product in September 2023. This application is designed to meet the needs of customers' digital banking services with various superior features and is prepared to compete with competitor super app applications.

Challenges and Solutions to Overcome Obstacles

Throughout 2024, the global business climate will still face significant challenges due to geopolitical uncertainty, economic slowdown, and changes in monetary policy in various countries. Prolonged geopolitical conflicts, such as tensions in the Middle East and Eastern Europe, have an impact on the stability of financial markets, commodity prices, and global supply chains. In addition, high interest rate policies implemented by central banks in various countries in response to inflation also affect liquidity and overall economic growth.

In Indonesia, although economic growth remains positive, external pressures remain a factor to be concerned. Weakening global demand can impact exports, while exchange rate uncertainty can affect import costs and domestic inflation. The financial sector also faces challenges due to tight competition in raising funds, adjustments to credit interest rates, and changes in customer preferences for financial products.

In this condition, the business world needs to adopt a more adaptive and prudent strategy to maintain business stability. Diversification of revenue sources, optimization of operational efficiency, and utilization of technology and digitalization are key factors in facing increasingly complex economic challenges.

Amidst economic uncertainty and global geopolitical dynamics, KB Bank faces several major challenges that affect business performance, especially in terms of credit, Third Party Funds (TPF), and Fee-Based Income, with the following description:

1. Credit Distribution
   Challenges: Economic slowdown can result in decreased demand for credit, increased risk of bad debt, and customer selectivity in taking loans. In addition, tighter monetary policy also has the potential to increase credit costs.
   Solutions:
   a. KB Bank implements a selective credit expansion strategy with a focus on sectors that have strong and resilient economic fundamentals, such as infrastructure, health, renewable energy, and SMEs.
   b. In addition, the bank strengthens risk mitigation through stricter credit analysis and more flexible financing product innovation to attract potential customers.
   c. KB Bank also adjusts credit pricing to be more conservative but still profitable for the bank.
   d. Developing a scoring model to improve the accuracy of credit risk assessments.
2. Third Party Funds (TPF) Collection
   Challenges: Competition in fund collection is getting tighter, especially with the increasing interest rates that encourage customers to look for more profitable investment instruments compared to conventional banking deposits.
   Solutions:
   a. KB Bank strengthens its fund collection strategy by increasing the portion of low-cost funds (CASA) through digitalization of banking services, optimization of competitive savings and current account products, and synergy with the business ecosystem to increase customer loyalty.
   b. KB Bank also adjusts the pricing of fund products to remain stable and profitable.
   c. KB Bank also improves digital banking services and customer loyalty programs Maintaining a balance of liquidity and profitability with more dynamic supervision of the Asset Liability Committee (ALCO)
   d. Strengthening integration and partnerships with fintech and other digital ecosystems.

Performance in 2024 and Comparison to Targets

Throughout 2024, the Bank adjusted the Bank's targets 2 (two) times, namely the initial target prepared in November 2023 which then did the first revision in February 2024. Then, the second revision was prepared in June 2024. This target revision was based on several considerations, including changes in macroeconomic conditions as an impact of global economic conditions and government policies, as well as several concerns from regulators. In 2024, the Bank planned to obtain several substantial components as a benchmark in assessing the Company's performance. The comparison between the plan and the realization is as follows:

Total Assets

As of December 31, 2024, the Bank's KB Assets were recorded at 83.08 trillion or 93.78% of the target of Rp88.58 trillion. This achievement decreased by 1.46% compared to 2023, which amounted to Rp84.31 trillion. The equity amounted to Rp7.96 trillion or 64.19% of the target of Rp12.40 trillion. This achievement fell 43.57% compared to equity in 2023 which reached Rp14.11 trillion. Furthermore, KB Bank's total loans as of December 31, 2024 amounted to Rp47.53 trillion or 94.34% of the target of Rp50.38 trillion. This achievement decreased by 3.83% compared to 2023 which reached Rp49.42 trillion. Meanwhile, total customer deposits in the reporting year amounted to Rp46.59 trillion, up 4.03% compared to 2023 which reached Rp44.79 trillion.

Interest and Sharia Income

As of December 31, 2024, total interest and sharia income was recorded at Rp5.45 trillion, an increase of Rp592 billion or 12.19% compared to 2023 which reached Rp4.86 trillion. Meanwhile, total interest and sharia expenses were recorded at Rp4.30 trillion, an increase of Rp249 billion or 6.13% compared to the previous year of Rp4.05 trillion. This had an impact on the increase in net interest and sharia income from Rp808.88 billion in 2023 to Rp1.15 trillion in 2024 or an increase of 42.51%. The increase was influenced by an increase in interest income on loans of Rp456 billion and an increase in interest income on securities of Rp195 billion.

Net Profit (Loss) for the Current Year

In 2024, KB Bank recorded a net loss for the year of Rp6.33 trillion, this amount increased by Rp272.92 billion or 4.51% from the previous year which recorded a loss of Rp6.06 trillion. The main cause of the increase in net loss for the year was because the bank made an assessment of fiscal losses for the next 5 (years) that were not realized using the assumption of RBB data for the 2024-2029 period.

Overview of Business Prospects

Entering 2025, KB Bank is optimistic about the prospects of the banking industry which is increasingly open along with the national economy recovery, increased investment, and digital transformation acceleration in various sectors. Even though there are still challenges from global economic dynamics and geopolitical uncertainty, Indonesia's strong economic fundamentals and various strategic government policies in supporting the growth of the real sector are opportunities for KB Bank to continue to expand and develop its business portfolio.

In order to take advantage of this opportunity, KB Bank will implement a sustainable growth strategy with a focus on several main business segments including:

1. Corporate Banking will be one of the main pillars of KB Bank's growth in 2025. The focus of developing this segment is directed at:
   a. Financing in Strategic Sectors: KB Bank will strengthen its role in financing infrastructure projects, renewable energy, health, and export-based industries that have strong fundamentals and positive growth prospects.
   b. Synergy with Supply Chain Finance: By strengthening Supply Chain Finance services, KB Bank can increase involvement in the business ecosystem of large companies by providing more efficient financing solutions for their suppliers and distributors.
2. Strengthening the SME Upper Size Segment
   The SME Upper Size segment is one of the areas with high growth potential along with the development of the medium-sized business sector which increasingly requires access to more complex financing and banking services.
3. Sustainable Growth in the Mortgage Segment
   The Mortgage market in Indonesia still has great potential, especially with the increasing need for home ownership for the community. KB Bank will implement the following strategies:
   a. Competitive Financing Scheme: KB Bank will present mortgage products with more flexible interest schemes and attractive promotional programs to attract more customers.
   b. Ease of Access through Digitalization: By utilizing digital technology, KB Bank will increase the ease of applying for home loans, both through mobile banking and collaboration with digital property platforms.
   c. Expansion to Potential Markets: The focus of expansion will be directed at areas with high property sector growth, including developing cities and industrial areas.
4. Optimization of Pension Credit
   The pension credit segment remains one of the stable business lines with more controlled risks. To increase penetration in this segment, KB Bank will intensify the reach of services through Channeling. KB Bank will expand the scope of pension services by reaching more ASN, BUMN retirees, and institutions that have fixed pension schemes.
5. Strengthening Supply Chain Finance as a Driver of Business Growth
   KB Bank sees Supply Chain Finance as one of the great opportunities to increase financing volume with more measurable risks. The focus of its development includes:
   a. Expansion of Partnerships with Corporations and adding anchor companies: KB Bank will expand its corporate partner network to reach more suppliers and distributors who need working capital financing support.
   b. Product Diversification: KB Bank will develop various financing schemes including invoice financing to increase flexibility for business actors.
6. Accelerating Digital Banking as a Pillar of Transformation
   Digitalization will continue to be one of KB Bank's main priorities in strengthening competitiveness and increasing financial inclusion. Digitalization is implemented through Project SHINE, a major transformation initiative that covers various aspects of the banking system, with the aim of improving operational efficiency, security, and customer experience. One of the focuses of SHINE is Core Banking System Modernization, which is replacing the old core banking

system with a new system that is more flexible, fast, and efficient in handling banking transactions.

To achieve this, KB Bank has set a strategic step called MOVE, where in each strategic step there is an initiative to achieve business targets according to business prospects in 2025. MOVE's strategic steps consist of:

a. Maximize Growth: Increase Net Interest Margin (NIM) by expanding the quality loan portfolio, cost of funds (COF) efficiency, and developing fee-based businesses. In this strategic step there are 3 initiatives, namely:
   i) Strengthening core competencies in the wholesale segment
   ii) Developing SME and Retail business capabilities
   iii) Activating Fee-Based Revenue through Cross-Sell & Specialist Support from Head Office
b. On the Market: Strengthening brand image and customer loyalty through digital service innovation, personalization, and effective communication. In this strategic step, there are 3 initiatives, such as:
   i) Optimizing Troubled Asset Recovery
   ii) Improving Branch Models to Align with Business Potential and Technology Trends
   iii) "Customer First" Mindset – Realizing Customer-Centered Services.
c. Versatile Talent: Developing employee skills through adaptive training and building a productive and innovative work culture. In this strategic step, there are 3 initiatives, namely:
   i) Preparing Human Capital for Digitalization and Aligning with Business Focus
   ii) Developing HR into Top Talent
   iii) Risk and Compliance Culture.
d. Empowered Biz through Digital & IT: Encouraging digital transformation with the SHINE platform and KBStar application to increase efficiency and meet customer needs. In this strategic step, there are 2 initiatives as follows:
   i) Implementation of NGBS with Proactive Support from All Employees
   ii) Maximizing IT & Digital Capabilities to Create a "KB Ecosystem"

Consistent implementation of this strategy will support the strengthening of KB Bank's position in the Indonesian banking industry.

Development of Corporate Governance Implementation

Throughout 2024, the management has applied the implementation of governance, including:

1. Completeness and competence of the governance structure, namely the Board of Commissioners, Board of Directors, Committees, Policies and Procedures, Work Units.
2. Revamping the Company's Articles of Association to adjust to the enactment of OJK Regulation Number 17 of 2023
3. Formation of High Policies on Governance referring to OJK Regulation Number 17 of 2023 concerning the Implementation of Governance for Commercial Banks.
4. Implementation of the Governance process, namely meetings of the Board of Commissioners, Board of Directors and/or Committees under the Board of Commissioners held routinely in accordance with applicable regulations
5. Strategic decision making by consensus and prioritizing the interests of the Bank.
6. No conflict of interest that could harm the Bank.
7. The implementation of the Compliance, Risk Management, Internal Audit, and External Audit functions is running well.
8. Implementation of transparency in accordance with the provisions of both published financial reports, as well as product and service information supported by an adequate IT system.
9. Revamping policies/creating Internal Policies to accommodate changes in external regulations, changes in the Bank's organizational structure and strategic policies, and updating policies.

In addition, management also makes efforts to improve the implementation of governance for all employees by:

1. Human Capital Morning Quiz.
2. AML Awareness.
3. Security Awareness.
4. Monitoring updates to Policies and Procedures.
5. Training and certification for all levels of employees.

Assessment of Committees under the Board of Directors

To ensure smooth operations and compliance with applicable regulations, KB Bank has 4 (four) committees under the Board of Directors that have crucial roles in supporting various policies and strategies of the Company. These committees were established in accordance with the provisions stipulated by the OJK, including the Risk Management Committee, Credit Committee, Assets and Liabilities Committee (ALCO), and Information Technology System Steering Committee. The Board of Directors assesses that the committees formed have carried out their duties and responsibilities effectively throughout 2024. This evaluation includes an assessment of the performance of the committees in achieving their goals, as well as the effectiveness of the work process and its contribution to the overall performance of the company. Thus, the existence of these committees is expected to improve overall corporate governance and support the achievement of strategic business goals.

Changes in the Composition of the Board of Directors

In 2024, there were changes in the structure and composition of the Board of Directors based on the Resolution of the Extraordinary General Meeting of Shareholders held on January 24, 2024, which honorably dismissed Seng Hyup Shin as Director of the Company, and appointed Jang Hyuk Im as Director of the Company. In addition, the Resolution of the Annual General Meeting of Shareholders held on June 28, 2024, which honorably dismissed Young Eun Moon as Director of the Company and Yohanes Suhardi as Director of the Company.

The structure and composition of the Board of Directors in effect on December 31, 2024 can be seen as follows.

Name	Position	Basis of Appointment	Period
Woo Yeul Lee	President Director	Annual GMS on May 25, 2022	2022-GMS in 2025
Robby Mondong	Vice President Director	Annual GMS on June 28, 2024	2024-GMS in 2027
Helmi Fahrudin	Director	Extraordinary GMS on August 25, 2020	2020-GMS in 2025
Dodi Widjajanto	Director	Extraordinary GMS on November 19, 2021	2021-GMS in 2025
Henry Sawali	Director	Annual GMS on June 28, 2024	2024-GMS in 2027
Jung Ho Han	Director	Extraordinary GMS on January 31, 2023	2023-GMS in 2026
Jang Hyuk Im	Director	Extraordinary GMS on January 24, 2024	2024-GMS in 2026

Bank Organizational Structure in 2024

To strengthen competitiveness and improve operational effectiveness, KB Bank made two adjustments to its organizational structure during 2024. These adjustments were made to respond to the dynamics of the banking industry, regulatory changes, and the acceleration of digital transformation that continues to develop. The first adjustment took place in February 2024 in accordance with Decree No. 007 of 2024 and was added in March 2024 in accordance with Decree No. 041 of 2024. The second adjustment took place in September 2024 in accordance with Decree No. 101 of 2024. The adjustments to the organizational structure are aimed at the following.

1. Acceleration of the retail credit process, especially optimization of mortgage business growth.
2. Acceleration of the adoption of new technology through the SHINE Project/NGBS and improving IT capabilities.
3. Improve collection performance through coordination with the Special Purpose Company (SPC)
4. Optimization of credit risk management and improving asset quality and improving the Early Warning System (EWS) function.
5. Establishment of Personal Data Protection and IT Risk Management to maintain the confidentiality of customer data. It is also a form of KB Bank's compliance with regulations from regulators regarding customer data protection.

Main Bank Activities in 2024

Throughout 2024, KB Bank continues to strengthen its position as a strategic financial partner with a focus on sustainable and innovative business growth. KB Bank's main activities include expanding financing in potential sectors, improving digital services, and developing products tailored to market needs.

As part of its commitment to supporting national economic growth, KB Bank has launched and developed several main products, as follows:

1. Sugarcane KUR
   KB Bank has established a strategic partnership with PT Pabrik Gula Rajawali II (PG Rajawali II) and PT Mata Langit Solusindo (MATA) to distribute People's Business Credit (KUR) to sugarcane farmers. This product is intended for sugarcane farmers to ensure easy and affordable financing to increase agricultural productivity. With a flexible financing scheme and support from the sugar industry ecosystem, KB Bank contributes to strengthening national food security.

2. KB Star
   To enhance the digital banking experience, KB Bank introduces KB Star, a digital banking platform that offers various financial services in one application. With innovative features such as personal financial management, investment, and cross-platform transactions, KB Star is designed to provide convenience and efficiency for retail and business customers.

3. Supply Chain Financing
   a. KB Bank strengthens its support for the corporate and SME sectors by expanding its Supply Chain Financing services. This product is designed to improve working capital efficiency for companies by providing transaction-based financing to suppliers and distributors. With this solution, KB Bank helps improve the competitiveness of customers' businesses and accelerate cash flow in the industrial supply chain.

   In addition, in the Dealer Financing scheme, KB Bank has collaborated with Hyundai Motor Indonesia. Through this collaboration, KB Bank provides financing facilities for vehicle orders to official Hyundai dealers, as has been done with the Palembang branch. This step aims to ensure the availability of vehicle stock and support sales growth in the Hyundai dealer network.

   KB Bank applies an Anchor Company-based approach, where financing is provided to the main company (anchor) along with its business ecosystem, including suppliers and distributors. This strategy allows KB Bank to build synergies in a strong business ecosystem, optimize credit risk, and expand service penetration to the corporate and SME segments in a more measurable manner.

4. Customer Fund Account (RDN)
   In supporting the development of the capital market in Indonesia, KB Bank introduced the Customer Fund Account (RDN) service as part of the investment ecosystem in collaboration with KB Valbury Securities. This product makes it easier for investors to conduct securities transactions with faster, safer, and more transparent access, while supporting the growth of financial inclusion in the capital market sector.

5. Mortgage
   To meet the increasing need for home ownership, KB Bank strengthens its Mortgage product with a more competitive and flexible financing scheme. Various innovations in home ownership credit (KPR) features, such as more competitive interest rates and a faster approval process through digitalization, make it easier for people to own their dream home.

Information Technology Support

The banking information technology system currently owned by KB Bank is required to meet the needs of rapid bank business development; hence, a transformation initiative is needed to develop Core Banking, Digital, Accounting, Information Systems and new Infrastructure. Following up on this, KB Bank has established several strategic policies so that the bank has the ability to meet the needs of rapid business development, namely:

1. IT Strategic Policy 2024
   The strategy for information technology development carried out by KB Bank for 2024 is:
   a. Focus on the development and completion of the SHINE Project.
   b. Apart from matters related to the SHINE Project, development cannot be carried out yet. This is because almost the entire information system will be rejuvenated in the SHINE Project. However, this does not apply to projects with the regulatory category, follow-up to external audit findings and development categorized as strategic development.

2. Future IT Strategic Policy.
   The strategy for information technology development carried out by KB Bank in the future is:
   a. Implementation and operation of the SHINE system.
   b. Stabilizing the SHINE system.
   c. Strengthening the system's operational capabilities by prioritizing regular training, employee education programs, and to maximize efficiency and performance.
   d. Automation in system operations to increase productivity.
   e. Accelerating business innovation by utilizing all technological capabilities that have been developed.
   f. Increasing collaboration with third-party partners through open systems.
   g. Building an ecosystem to facilitate collaboration with various stakeholders.

Types of Products and Services Offered

In accordance with the Company's Articles of Association No. 177 dated June 28, 2024, Article 3 paragraph 1, the Bank is engaged in the banking services industry. The focus of banking services offered by the Bank is divided into three (3) segments, namely the Retail segment, the MSME segment, and the Wholesale segment. The Bank's Retail and MSME segments are supported by the Wholesale segment as a balance. All of these segments are supported by International Banking, Treasury, and fee-based services. Each of these businesses consists of credit distribution activities, fundraising, increasing fee-based income. and other service activities, all of which are carried out in accordance with existing values. The Bank's business is supported by competent Human Resources (HR), the latest information technology and reliable risk, and compliance management.

Interest Rate for Fund Collection and Provision

In accordance with applicable provisions and regulations, the Bank publishes the Basic Credit Interest Rate (SBDK) which is an indicator of the credit interest amount that will be charged to customers. The interest rate for collecting and providing funds for Rupiah currency in 2024 and its comparison with 2023 is as follows:

Description	Rupiah Basic Credit Interest Rate Based on Segment				
	Corporate Credit	Retail Credit	Micro Credit	Home Ownership Credit	Non Home Ownership Credit
2024					
December	8.52%	8.59%	11.20%	9.29%	9.74%
2023					
December	9.17%	9.31%	9.31%	9.31%	9.31%

Network and Business Partners

In 2024, there were 6 Relocations of Assistant Branch Offices that will change to: KCP Soe Kupang, KCP Cilegon, KCP Trenggalek, KCP Purwokerto Sudirman, Surabaya Bratang Binangun, and KCP Tasikmalaya Sutisna Senjaya. KB Bank also carried out 2 Closures, namely: KCP Samsat Graha Kepri Batam and KCP Esa Unggul University.

In addition, the Bank also opened a new Functional Office in Radio Dalam, South Jakarta, and opened 11 new ATM units, including: ATM KPO Banking Hall, ATM KPO Basement, ATM KCP S Parman, ATM KCP Sentraya, ATM KCU Mataram, ATM KCU Solo, ATM KCU Yogyakarta, ATM KCU Surabaya, ATM KCU Lampung, ATM KCP SAHARJO, ATM KCP West Bekasi, ATM KCP Cikarang, ATM KCP Kelapa Gading, ATM KCP Gunung Sahari, ATM KCU Bogor, ATM KCU Bandung, ATM KCP Kebon Jeruk, ATM KCU Malang, ATM KCP BSD CITY and 1 relocation unit of ATM KC Tanjung Pinang.

Ownership of Directors, Board of Commissioners, and Shareholders in the Bank Business Group

KB Bank (the Company) is not part of the Bank Business Group (KUB) as regulated in OJK Regulation No.12/POJK.03/2020 therefore there is no policy regarding share ownership of the bank business group. The policy related to the ownership of the Company's shares by the Board of Commissioners and Directors is regulated through the Decree of the Board of Directors No. 0056 of 2022. The related description can be seen in the Company Profile chapter under the sub-title "Purchase/Sale of Shares of the Board of Commissioners and Directors".

Important Changes Occurring in the Bank and the Bank's Business Group in the Current Year

On October 23, 2024, PT Bank KB Bukopin Tbk has completed the pricing of its first Senior Unsecured Notes ("global bonds") worth 300 million USD with a coupon of 5.658%, a three-year tenor and will mature on October 30, 2027. The issuance of the global bonds was on October 30, 2024. This issuance, which was oversubscribed up to 4.5 times, aims to diversify long-term funding and reduce dependence on short-term foreign loans. After carrying out a non-deal roadshow on October 16-18, 2024, KB Bank received a positive response from global investors. The bonds are listed on the Singapore Stock Exchange (SGX-ST) with the support of joint lead arrangers Crédit Agricole, HSBC, KB Securities Hong Kong, and Morgan Stanley. KB Bank, a subsidiary of KB Kookmin Bank (South Korea), achieved a BBB credit rating from Fitch Ratings, the highest for an Indonesian issuer. This issuance is an important step for KB Bank in strengthening its position in the international capital market.

Important Things Expected to Happen in the Future

The Bank's business development related to the economy dynamics depends on the future dynamics occuring in the current year. In material terms, the Bank has not been able to convey important things that are expected to occur in the future.

Bank Human Resource Development

KB Bank's Human Capital continuously carries out initiatives and programs needed by employees, especially in supporting better business continuity and digital transformation. The focus of the programs being run are as follows:

1. Competency development program that includes soft skills and hard skills.
2. This development aims to improve employee skills, knowledge, and behavior so that they can carry out their duties and responsibilities in accordance with minimum requirement standards and increase employee productivity.
3. For example: provision of NGBS training, retail academy, credit culture, negotiation skills, etc.
4. Leadership development program for employees and leaders which is the Human Capital focus area and is intended to train and develop employees so that they can create competent and adaptive leaders.
5. Creating a talent pool to identify, develop, and manage employees who have high potential so that they can form employee career paths. So far, Human Capital has carried out internal promotions based on identification in the talent pool.
6. Implementing a Performance Improvement Program (a coaching mentoring program) especially for employees with business functions.
7. Launching an Anti-Fraud Campaign to prevent the risk of fraud and abuse of authority in the work environment.
8. Ensuring that new employees are the best talents and the hiring process is conducted more efficiently.
9. Designing and implementing compensation and benefits according to employee performance (performance based) to increase employee engagement.
10. Maximizing and improving employee services through digital (ESS) so that the service process is faster.
11. Carrying out KYE through employee diplomas, sliks and THPs.
12. Carrying out campaigns and implementing employee discipline and monitoring employee tardiness to improve work discipline.

Appreciation

For the performance achievements in 2024, allow me, on behalf of the Board of Directors of KB Bank to express my respect and gratitude to the Board of Commissioners and Shareholders, stakeholders, as well as the management and employees, for all the cooperation that has been well established. Hopefully KB Bank can continue to develop and grow to realize its vision, which will ultimately contribute, build capacity, capability and innovate to become one of the leaders in Indonesia.

Jakarta, 20 Maret 2025
Jakarta, March, 20 2025



Woo Yeul Lee
President Director
PT Bank KB Bukopin Tbk.

ANNUAL REPORT ACCOUNTABILITY

Statement Letter of Members of the Board of Commissioners and Board of Directors Regarding Responsibility for the Correctness of the Contents of the Annual Report of PT Bank KB Bukopin Tbk for Financial Year 2024

We, the undersigned, declare that all information in the Annual Report of PT Bank KB Bukopin Tbk (the "Company") for the year 2024 has been presented in its entirety and we are fully responsible for the correctness of the contents of the Company's Annual Report. This statement is true to the best of our knowledge.

Jakarta, April 21st, 2025

BOARD OF COMMISSIONERS



Jerry Marmen
President Commissioners



Seng Hyup Shin
Deputy President Commissioner



Nanang Supriyatno
Commissioners



Tippy Joesoef
Independent Commissioner



Stephen Liestyo
Independent Commissioner



Hae Wang Lee
Independent Commissioner

ANNUAL REPORT ACCOUNTABILITY

Statement Letter of Members of the Board of Commissioners and Board of Directors Regarding Responsibility for the Correctness of the Contents of the Annual Report of PT Bank KB Bukopin Tbk for Financial Year 2024

We, the undersigned, declare that all information in the Annual Report of PT Bank KB Bukopin Tbk (the "Company") for the year 2024 has been presented in its entirety and we are fully responsible for the correctness of the contents of the Company's Annual Report. This statement is true to the best of our knowledge.

Jakarta, April 21st, 2025

BOARD OF DIRECTORS



Woo Yeul Lee
President Director



Robby Mondong
Vice President Director



Helmi Fahrudin
Director



Henry Sawali
Director



Dodi Widjajanto
Director



Jung Ho Han
Director



Jang Hyuk Im
Director



KB Bank



Company Profile

BANK IDENTITY



Company Name
PT Bank KB Bukopin Tbk

Call Name
KB Bank

Type/Company Legal Entity
Public Listed Company

Line of Business
Banking Service

Date of Incorporation
10 July 1970

Legal basis of Incorporation
Indonesian Cooperative Commercial Bank (BUKOPIN) was legalized as a legal entity based on Decision Letter of the Directorate General for Cooperatives No. 13/Dirjen/ Kop/70 dated 10 July 1970 and registered in the General List of the Directorate General for Cooperatives No. 8251 on the same date.

Name Changes
PT Bank KB Bukopin Tbk - Approved by the Extraordinary General Meeting of Shareholders on December 22, 2020, based on the Deed of Meeting Resolution dated December 22, 2020 No. 12 AHU-0085571.AH.01.02 and a copy of the Decree of the Deputy Commissioner for Banking Supervision I of the Financial Services Authority Number KEP-11/PB.1/2021 concerning the Determination of the Use of Business License in the name of PT Bank Bukopin Tbk to become a business license in the name of PT Bank KB Bukopin Tbk.

Ownership

- KB Kookmin Bank 66.88%
- STIC Eugene Star Holdings 16.98%
- Public / Society 16.14%

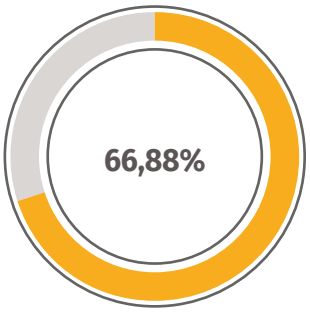

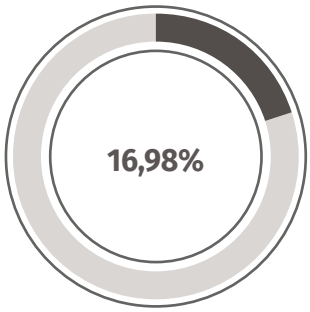

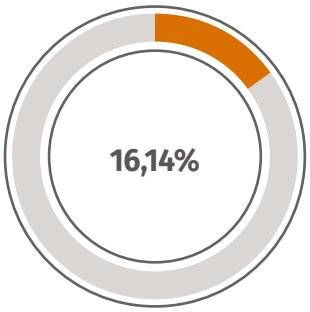

Base Capital
IDR21,000,000,000,000,-

Issued and Fully Paid-up Capital
IDR18,999,999,969,200.-

Date of Initial Offering
10 July 2006

Ticker Code
BBKP

Exchange Name
Indonesia Stock Exchange

SWIFT Code
BBUKIDJA

Number of Employees as of 31 December 2024
2,898 people

Corporate Secretary
Ariz Dian Perkasa as of 31 December 2024

Subsidiaries

PT KB Bukopin Finance

Jl. Melawai Raya No. 66 Kebayoran Baru
South Jakarta 12160
Telephone: +6221-72789683 -
Office(021) 2793 6513

PT Bank KB Bukopin Syariah

Jl. Salemba Raya No. 55 Jakarta 10440
Telephone: +6221-2300912
Fax: +6221 3148401

Head Office Address
KB Bank Building
Jl. M.T. Haryono Kav. 50-51
South Jakarta 12770
Phone: +6221-7988266, 7989837

Contact Address
Corporate Secretary
Jl. M.T. Haryono Kav. 50-51
South Jakarta 12770
Phone: +6221 7988266, 7989837
Email: corsec@kbbank.co.id

Social Media
Youtube: KB Bank
Facebook: KB Bank
Instagram: kbbukopin
X : kbbank_id
TikTok : kbbank.id

BRIEF HISTORY OF THE BANK

PT Bank KB Bukopin Tbk ("Bank") was founded in the Republic of Indonesia on 10 July 1970 with the name Indonesian Cooperative Commercial Bank (abbreviated as Bukopin) which was legalized as a legal entity based on Decree of the Directorate General of Cooperatives No. 13/Dirjen/Kop/70 and registered in the General List of the Directorate General of Cooperatives No. 8251 on the same date. The Bank began conducting commercial business as a cooperative commercial bank in Indonesia on 16 March 1971 with permission from the Minister of Finance in Decree No. Kep-078/DDK/II/3/1971 dated 16 March 1971.

Since its inception, the Bank has focused on the MSME (Micro, Small and Medium Enterprises) segment, and has now grown and developed into a bank that is included in the group of medium banks in Indonesia in terms of assets. In line with the opening of opportunities and increasing ability to serve the needs of the wider community, the Bank has expanded its business to the Retail and Consumer segments since the issuance of the Minister of Finance's permit on 16 March 1971. The Bank's Retail Business has developed along with the Commercial business as a balance, with various products and services offered as per the latest Articles of Association. The Bank's Articles of Association have undergone several changes over time and the latest changes are stated in the Deed of Meeting Resolutions dated 30 November 2022 No.108 as received and recorded in the Legal Entity Administration System database of the Ministry of Law and Human Rights of the Republic of Indonesia dated 14 December 2022 No. AHU-0090647.AH.01.02 concerning Approval of Amendments to the Articles of Association of the Limited Liability Company PT Bank KB Bukopin Tbk. and in accordance with the latest composition of members of the Board of Directors in the Deed of Meeting Resolutions dated 31 January 2023 No. 77, as received and

recorded in the Legal Entity Administration System database of the Ministry of Law and Human Rights of the Republic of Indonesia dated 10 February 2023 No. AHU-AH.01.09-0088669 Re: Receipt of Notification of Changes to Company Data PT Bank Bukopin Tbk. The Bank also changed its legal status several times until it finally became a Public Company in 2006. With an increasingly solid capital structure as a result of the Initial Public Offering (IPO) on 10 July 2006, the Bank continues to develop its operational programs by implementing a priority scale according to a well-prepared short-term strategy. The implementation of this strategy is aimed at ensuring that comprehensive banking services are provided to customers through a network that is connected nationally and internationally, a variety of products and high-standard service quality.

KB Bank is also a shareholder in PT Indo Trans Buana Multi Finance which operates in the fields of investment financing, working capital financing and multi-purpose financing and then changed the name of the company to PT Bukopin Finance in 2008 as the controlling and major shareholder. In the same year, KB Bank made efforts to develop the company's business by acquiring PT Bank Persatuan Indonesia which had been under KB Bank's assistance for 3 years. In seeing business opportunities in sharia banking, PT Bank Persyarikatan Indonesia changed its business direction from a Conventional Bank to a Sharia Bank and changed its name to PT Bank Syariah Bukopin.

In 2018, KB Bank started synergy with KB Kookmin Bank through a corporate action in the form of Limited Public Offering (PUT) IV which resulted in KB Kookmin Bank owning 22% of the Company's shares. KB Kookmin Bank.co, Ltd. or Kookmin Bank is one of the banks in South Korea that has grown as a leading financial institution that provides various financial products and services to the public and businesses. KB Kookmin Bank is part of the largest financial conglomerate group in South Korea, KB Financial Group (KBFG). The group was founded in 2008 to better serve clients, enable growth, and provide value in a rapidly changing financial environment. KB Financial Group has 12 subsidiaries, namely: KB Kookmin Bank, KB Securities, KB Insurance, KB Kookmin Card, KB Life Insurance, KB Asset Management, KB Capital, KB Real Estate Trust, KB Savings Bank, KB Investment, KB Data Systems and KB Credit Information. With comprehensive products and services, the KBFG network has spread to various countries including: China, Japan, Hong Kong, Cambodia, Thailand, Vietnam, Myanmar, Singapore, Laos, India, Indonesia, New York, London, and New Zealand.

In 2021, KB Bank officially changed the Company's name to PT Bank KB Bukopin Tbk or commonly called KB Bank along with the presence of KB Kookmin Bank as the Controlling Shareholder of KB Bank.

Along with the development of the banking business industry, KB Bank continues to innovate by developing digital-based products and services that are not owned by its competitors such as Flexy Bill, Flexy Gas and Flexy Health which further strengthen KB Bank's position in the Banking business competition in Indonesia. Until the end of 2024, KB Bank operates in 21 provinces, has 1 head office operations, 29 branch offices, 141 sub-branch offices and 2 functional offices.

CERTIFICATE OF CHANGE OF NAME AND STATUS OF LEGAL ENTITY

Indonesian Cooperative Commercial Bank	Decree of the Directorate General of Cooperatives No. 13/Dirjen/Kop/70 dated 10 July 1970.
Cooperative Legal Entity	Legalized as a legal entity based on the Decree of the Directorate General of Cooperatives No. 13/Dirjen/Kop/70 dated 10 July 1970.
Bank Bukopin	Ratified in the Decree of the Director General of Cooperative Institutions No. 06/KPTS/BLK/III/1990 dated 8 March, 1990.
Limited Liability Company (PT Bank Bukopin Tbk)	Notary Deed No. 126 dated 25 February 1993 from Notary Muhani Salim, S.H., along with the amendments thereto, with Notary deed No. 126. 118 dated 28 May 1993.
Public Company PT Bank Bukopin, Tbk	Decree of the Senior Deputy Governor of Bank Indonesia No. 6 November KEP.DGS/2004 dated 19 April 2004.
PT Bank Bukopin, Tbk	Ratified at the Extraordinary General Meeting of Shareholders 22 December 2020, and based on the Deed of Statement of Meeting Resolutions dated 22 December 2020 No. 12 No. AHU-0085571.AH.01.02 and a copy of the Decree of the Deputy Commissioner for Banking Supervision I of the Financial Services Authority Number KEP-11/PB.1/2021 concerning the Determination of the Use of a Business License on behalf of PT Bank Bukopin Tbk to become a Business License on behalf of PT Bank KB Bukopin Tbk



MILESTONES BANK

1970	Bank Umum Koperasi Indonesia (Bukopin) was established with a cooperative legal entity.
1989	• Change of the name of Bukopin into Bank Bukopin. • Issued Bonds for the first time.
1993	Change of the legal entity status into a Limited Liability Company under the name of PT Bank Bukopin Tbk.
2003	Issuance of A Series Bonds, B Series Subordinated Bonds and Mudharabah Bonds
2006	• Became a public company through IPO (Initial Public Offering). • Acquisition of PT Bank Syariah Bukopin • (previously PT Bank Persyarikatan Indonesia) amounted to 24.73% • Share acquisition of PT Bukopin Finance (formerly PT Indo Trans Buana Multifinance).
2008	• Share acquisition of PT Bank Syariah Bukopin's to 65.44%. • Repayment of A Series Bonds, B Series Subordinated Bonds and Mudharabah Bonds.
2009	• First Limited Public Offering (PUT I). • Spin off on Sharia business unit to Bank Syariah Bukopin, so Bank Bukopin has 65.4%.
2010	For the first time, PRIDE culture (Professionalism, Respect Other, Integrity, Dedicated to Customer, and Excellence) launched and informed internally in the Company.
2011	• Implementation of Limited Public Offering (PUT) II. • Increased ownership in PT Bank Syariah Bukopin to 77.57%.
2012	Issuance of Continuous Subordinated Bonds I Phase I of Bank Bukopin 2012.
2013	Limited Public Offering (PUT) III

2014	Increased ownership in PT Bank Syariah Bukopin by 86.82%
2015	• PT Bosowa Corporindo became the controlling shareholder. • Issuance of Continuous Subordinated Bonds II of Bank Bukopin Phase I of 2015. • Increased ownership in PT Bank Syariah Bukopin by 89.07%.
2016	• Increased ownership in PT Bank Syariah Bukopin to 90.67%, and Bukopin Finance to 96.06%. • Issuance of Bank Bukopin;s 2016 Series B Medium Term Notes I. • Issuance of Bank Bukopin's Medium Term Notes in 2016.
2017	• Initiated the establishment of BNV Labs as a startup incubator in the fintech field. • Launched Wokee digital savings account to strengthen the Company's business in the digital banking segment. • Issuance of Bank Bukopin Continuous Subordinated Bonds II Phase II 2017
2018	• Implementation of Limited Public Offering (PUT) IV in order to strengthen the Company's capital structure. • KB Kookmin Bank is a shareholder of the Company with 22% ownership. • Bank Bukopin launched the Flexy Bill service in collaboration with PLN to facilitate electricity payments for business actors.
2019	• Launch of a new Vision, Mission and Corporate Culture, namely I CAN (Integrity, Competent, Care, Accountable, Never Give Up). • Launch of Virtual Interactive Online Assistant or VIOLA service • Completing the Flexy Bill bridging product line with Flexy Gas, Flexy Health, and Invoice Financing.
2020	• The Company carried out corporate actions in order to strengthen its capital, namely Limited Public Offering V and Private Placement. • KB Kookmin Bank became the Controlling Shareholder of the Company with 67.00% • ownership. • Changes in the name and logo of the Company as part of the transformation process into KB Bukopin.
2021	• The Company has officially obtained the rights and permits from the Regulator regarding the change of brand identity. • The Company uses the latest brand identity under the name PT Bank KB Bukopin Tbk as well as the use of the KB Star logo. • Implementation of Corporate Action in order to strengthen the Company's capital through a Limited Public Offering • • VI (PUT VI) and the issuance of bonds.
2022	Commencement of the Next Generation Banking System (NGBS) project in collaboration with Ernest and Young (EY) Indonesia as PMO and DXC as master contractor
2023	• PT Bank KB Bukopin, Tbk (BBKP) has completed its rights issue on 31 May 2023, with proceeds of IDR 11.9 trillion. The largest buyer of the rights issue was Bank KB Kookmin worth IDR 8.02 trillion or 80.2 billion shares. • Bank KB Bank launched Mobile Banking 'KBstar' to meet customers' digital banking service needs.
2024	• KB Bank maintained idAAA rating with stable outlook from PEFINDO. • Officially appointed as KSEI partner for RDN administration and payment banking. • Fitch Rating awarded KB Bank an international rating equivalent to Indonesia's Sovereign Credit Rating • Rebranding the company's brand and logo to KB Bank

MEMBERSHIP IN ASSOCIATION

Organization Name	Membership Status
Indonesia Corporate Secretary Association (ICSA)	Member
PERBANAS	Member
Deposit Insurance Agency	Member
Association of Indonesian Issuers (AEI)	Member
Indonesian Payment Systems Association (ASPI)	Member
Alternative Dispute Resolution Institute (LASP)	Member
Banking Compliance Director Communication Forum (FKDKP)	Member



INFORMATION BEHIND THE BANK'S LOGO

Logo is a means of identity that reflects the character, products, and services of a company so that it can convey information about the company to the public, which a logo has many elements in the form of shapes, colors, lines and types, all of which support each other to influence the thoughts, views or public opinions of the company and reflect the values, vision, and commitment in providing the best service to customers.

SYMBOL

- KB symbol reflects the company's ambition to become a leading financial brand in Indonesian Financial Industry by strengthening the "Korea Best" branding.
- Star-b symbol has a star meaning, which shows future oriented perspective of KB Financial Group and its high desire to advance to the world class

VISUALISATION

- Yellow color on the Company's logo represents the new freshness that KB Kookmin Bank brings.
- The latest technology and global network support become the strengths of KB Bank in providing the best financial services for Indonesia.

KB Bank

KB Bank



LINE OF BUSINESS

In accordance with the Company's Articles of Association, No. 177 dated June 28, 2024 article 3 paragraph 1, the Bank is engaged in the banking services industry.

Business Activities Based on the Latest Articles of Association and Business Activities Carried Out in 2024

Business Activities Based on the Latest Articles of Association	Business Activities Carried Out in 2024	
	In Operation	Not Yet in Operation
Collecting funds from the public in the form of deposits such as demand deposits, time deposits, certificate of deposits, savings, and/or other forms equivalent to it.	√	-
Providing Loans	√	-
Issuing Debt Certificates	√	-
• Buying, selling, or guaranteeing on own risk or for the interest and upon its customers instruction; • Money orders, including accredited money orders by the Bank in which the validity period is not longer than the custom of the trade of such papers; • Debt certificates and other trade papers in which the validity period is not longer than the custom of the trade of such papers; • State treasury bills and government guarantee letter; • Bank Indonesia Certificate (SBI); • Bonds; • Trade letters with a term in accordance with statutory regulations	√	-
Transferring money, both for own interest and for customers' interest	√	-
Placing funds in, borrowing funds from, or lending funds to other Banks, either by mail, telecommunication means, or sight draft, check, or other means.	√	-
Receiving payments from receivables on securities and performing calculations with or between third parties.	√	-
Providing place to store valuables and securities.	√	-
Conducting custodial activities for the benefits of others under a contract.	√	-
Performing placement of funds from a customer to another customer in the form of securities not listed on the stock exchange	√	-
Providing financing and/or carrying out other activities including carrying out activities - based on sharia principles	√	-
Purchasing through a collateral, either in whole or in part, in the event that the debtor cannot meet its obligations to the Bank, provided that the purchased collateral must be disbursed immediately	√	-
Performing factoring activities, credit card business, and trustee activities.	√	-
Conducting other activities commonly carried out by the Bank provided that they do not conflict with the applicable laws and regulations.	√	-

Business Activities Based on the Latest Articles of Association	Business Activities Carried Out in 2024	
	In Operation	Not Yet in Operation
Performing activities in foreign currencies by meeting the provisions stipulated by Bank Indonesia	√	-
Conducting equity participation in a bank or other company in the field of finance, such as capital lease companies, venture capital firms, securities companies, insurance companies, as well as clearing institutions of depository and settlement, by complying with the provisions stipulated by Bank Indonesia.	√	-
Conducting temporary capital investment activities to overcome the consequences of loan defaults, including financing default based on sharia principles with the condition - must withdraw the investment in accordance with applicable regulations.	√	-
Act as the founder of the Pension Fund and the Manager of the Pension Fund in accordance with the provisions of the applicable Pension Fund Legislation.	√	-
Conducting financial services, commercial banking and other investment banking activities.	√	-
Purchasing collateral in whole or in part through auction or other means in the event that the debtor does not fulfill its obligations to the Company, with the provision that the collateral	√	-
Conducting other activities that are usually done by banks as long as they do not conflict with applicable laws and regulations.	√	-

The focus of banking services offered by the Bank is divided into three (3) segments, namely the Retail segment, the MSME segment, and the Wholesale segment. The Company's Retail and MSME segments are supported by the Wholesale segment as a balance. The entire segments are supported by International Banking, Treasury, and fee-based services.

Each of these businesses consists of lending activities, raising fund, increasing fee-based income and other service activities, all of which are carried out in accordance with existing values. The Company's business is supported by competent Human Resources (HR), the latest information technology, and reliable risk and compliance management.

Bank Products and Services

The Bank's business activities include Retail, MSME, and Wholesale segment products, which consist of various products and services, namely savings products, loan products, as well as various services which are explained as follows:

Deposits

Deposit products are divided into Current Accounts, Savings, and Deposit products, including:

1. Current acounts products provided by the Company to customers are as follows:
   - KB Bank Rupiah Demand Deposits; and
   - KB Bank Forex Demand Deposits.
   - Customer Fund Account Current Account (RDN); and
   - DHE SDA Current Account.

2. Saving products provided by the Company to customers are as follows:
   - KB Bank Standby Savings;
   - KB Bank Cooperation Standby Savings;
   - KB Bank Plan Standby Savings;
   - KB Bank Business Standby Savings (Individuals and Business Entities);
   - KB Bank Premium Alert Savings;
   - KB Bank Savings on Currency Alert;
   - KB Bank Pension Standby Savings;
   - SIMPLE Savings;
   - Wokee Digital
   - My Savings; and
   - Planning Account

3. Deposit products provided by the Company to customers are as follows:
   - KB Bank Rupiah Deposits;
   - KB Bank Foreign Currency Deposits;
   - Merdeka Deposits; And
   - Deposits on Call;
   - Time Deposit Online; and
   - Deposit DHE SDA

Loan

Loan products are divided based on segments, including:

RETAIL

Retail loan products provided by the Company to Prospective Debtors are as follows:

1. Pensioner Loan
2. Pre-Retirement Period (MPP) Loan;
3. Car Ownership Loan;
4. Home/Apartment Ownership Loan;
5. Multipurpose Loan(KSG);
6. Back to Back Loans;
7. Credit Card; And
8. Active Civil Servant Credit Products with BPR Channeling.

MSMEs

The MSME loan products provided by the Company to Prospective Debtors are as follows:

A. **Generic Product:**
   1. Investment Credit (IP)
   2. Working Capital Loan (KMK)

B. **Program Products:**
   1. Equipment Financing
   2. SME Mortgage
   3. Supply Chain Financing which consists of Dealer Financing, Vendor Financing, Distributor Financing
   4. Current Account Loan (PRK)
   5. Rural Bank Financing (BPR)
   6. SKBF Fleet Channeling Financing
   7. People's Business Credit (KUR)
   8. Swamitra Fixed Capital Loan
   9. Non cash loan products: Bank Guarantee, L/C and SKBDN

WHOLESALE

A. **Basic Products**
   1. investment Credit (KI)
   2. Working Capital Credit (KMK):
      a) Regular Credit Seting
      b) PRK Setting Credit
   3. KI and/or KMK with syndicated financing pattern

B. **Program Products**
   1. KPEI Intraday Current Account Loan

C. **Supply Chain Financing Products**
   1. Vendor Financing Program Products

D. **Trade Finance Products**
   1. Letter of Credit;
   2. SKBDN; and
   3. Bank Guarantee, SBLC or Demand Guarantee.

OTHER SERVICES

Fee Based Income

Fee Based Income activities originate from buying and selling activities (trading) of Treasury products, Public Services, Trade Finance, Bank Guarantees, and agency services with increased E-Banking facility services, Cash Management, Credit Card Fees, Custodian Services, Management and IT Services Swamitra and Public Utilities. In line with the development of banking services, the Company also began selling investment and wealth management based products. Details regarding Fee Based Income services are described as follows.

Trade Finance Service

The services provided by the Company are to help customers overcome transaction obstacles with foreign or domestic/domestic parties due to differences in payment terms, fund transfers, and trade regulations between countries. Various trade finance service products include:

1. Import Services, in the form of issuing a Letter of Credit (LC) or Letter of Credit with Domestic Documents (SKBDN) Sight, LC/SKBDN Usance, LC/SKBDN Usanse Payable at Sight and LC/SKBDN Usanse Payable at Usance;
2. Documentary Collection, in the form of Inward Collection Delivery Documents Against Payment and Outward Collection Delivery Documents Against Acceptance;
3. Export Services, in the form of Assignment of Proceeds, Discount on LC/SKBDN Notes and Negotiation of LC/Discount Notes;

Remittance

The Company's services are provided to receive and/or send money from and to various corners of the world supported by Correspondent Banks spread across various countries.

Treasury Trading (Buying and Selling Foreign Exchange and Securities)

The Bank serves the sale and purchase of foreign exchange in the form of Telegraphic Transfer (TT) and bank notes as well as swap and forward contracts. In addition, the Bank also serves the sale and purchase of securities, both government bonds and

corporate bonds in Rupiah and foreign exchange. Transactions are conducted as part of the service, as well as conducted with other banks as an important part of the optimization of buying and selling income for banks in the framework of proprietary trading (buying and selling forex and securities with other banks and securities) is an important part of the optimization of buying and selling income for banks.

Public Service Related Payee Services
Services for accepting payments from the public include payment of electricity bills, water bills, telephone bills, other bills based on the Company's collaboration with other companies

Electronic Banking (ATM and Internet Banking)
Bill payment services that can be done through various distribution networks including ATM, Internet Banking and Phone Banking, so that customers can carry out banking transactions whenever and wherever they are.

Custodial Services
The services provided are in the form of securities custody activities for the benefit of another party based on a contract. This service is provided based on the approval of the Capital Markets and Financial Institutions Supervisory Agency (Bapepam-LK) dated 3 July 2006. The services provided through this product are securities storage services, transaction settlement, corporate action, proxy and mutual fund custodian services.

Trustee
Services provided by the Company to act on behalf of investors who hold debt securities. The Company's trustee services include trustee services, collateral agent services, paying agent services and escrow account agent services.

Syndicated Credit Arranger and Agency Services
Arranger and syndicated credit agency services are provided to customers who need large amounts of financing so that joint financing (syndication) is required by several banks. The agency services provide services in the form of:

a. As a facility agent, namely organizing Credit administration as stipulated in the Syndicated Credit Agreement along with other related agreements.
b. As a collateral agent, namely managing and administering collateral documents based on the provisions of the Syndicated Credit Agreement along with other related agreements.
c. As a holding agent, namely managing and administering escrow accounts based on the provisions of the Syndicated Credit Agreement along with other related agreements, including the process of disbursing syndicated credit (disbursement) and fulfilling all customer obligations to the bank until the syndicated credit is declared complete.

State Deposit Receipt Module (MPN)
The Company has been appointed by the Ministry of Finance to provide services for receiving state deposits (tax and non-tax) online. The Company does not charge fees for these services, but benefits from access to funds collected from tax payment receipts within a certain period.

Services Via Host to Host System
The Company has been appointed by the Ministry of Finance to provide services for receiving state deposits (tax and non-tax) online. The Company does not charge fees for these services, but benefits from access to funds collected from tax payment receipts within a certain period.

Mutual Fund Sales
The Company can act as a Selling Agent for mutual fund products (APERD) whose task is to market mutual fund products through the Company's distribution network in accordance with OJK provisions.

Bancassurance Sales
The Company cooperates with PT MSIG Life Insurance Indonesia in Bancassurance activities with a reference business model not within the framework of Company products (inbranch sales) to all Company customers.

Sales of Government Bonds
The Company as Selling Agents for Government Bonds (SBN Retail) issued by the Government which are classified into 4 (four) types, namely Retail Savings Bonds (SBR), Retail State Bonds (ORI), Retail Sukuk (SR) and Savings Sukuk (ST) which have been carried out since 2006.

KB Bank Priority
KB Bank Priority is aimed at customers with savings balances above IDR 500 million. Each KB Bank Priority customer is served by a Relationship Officer who assists the customer in managing their assets. The services offered by KB Bank Priority include customer management which is packaged in targeted financial planning and can increase profits and a sense of security for customers.

Swamitra Collaboration Services
The Company as the manager of Swamitra, which is a Cooperative Savings and Loans Business Unit, provides operational support in the form of a logo, management system, technology system (Swasys and SIKM), operational systems and so on. For providing this support, the Company received management services, partnership services and management services.

International Banking
International Banking Services is one of the Company's mainstay businesses. Improving the quality of services and developing the International Banking business continues to be improved in order to gain customer trust and satisfaction in export, import and foreign exchange transfer transactions, which are increasing every year. With its increasing reputation, the Company is increasingly able to collaborate with various correspondent banks at home and abroad with a total of almost 300 correspondent banks include

nostro banks, correspondent banks and also counterparty banks spread across various big cities and trade centers in various parts of the world in Asia, America, Europe and Africa.

International Banking business segmentation for individual customers and business entities using the following criteria:

1. Exporters and importers;
2. SOEs and their affiliates;
3. Non-SOEs business entities (LOEs, PMA, National Private Groups);
4. Individuals of foreign exchange transfer customers.

This segment has a business scale that is oriented towards import-export trade transactions and domestic trade.

Treasury

Treasury's main task is to manage the Company's liquidity. Liquidity management is carried out in the context of implementing banking regulations in accordance with the rules of the Financial Services Authority (OJK) and Bank Indonesia (BI) and simultaneously optimizing the Company's liquidity profile. In carrying out its duties, the Treasury Division always coordinates with all business units and supporting units. Coordination carried out includes monitoring customer fund movements and the Bank's internal financial data, as consideration in implementing daily liquidity management strategies.

The role as liquidity manager is carried out simultaneously with the role as a profit center, namely optimizing interest income from money market and capital market transactions, as well as non-interest income (fee based income) from buying and selling foreign exchange and securities. Transactions are carried out mainly with counterparties consisting of BI, other commercial banks, securities and money brokers. Transactions with customers are carried out as part of the Bank's services to the public, especially related to buying and selling foreign currency, securities, as well as custodian and trustee services.

Treasury products and services offered to customers include:

1. Forex buying and selling transactions (Value Today, Tom, Spot, Forward, Swap);
2. Deposit on Call (DOC);
3. Bond trading (government and corporate);
4. Foreign Bank Notes;
5. Placement with Bank Indonesia & Other Banks;
6. GMRA;
7. Repo & Reverse Repo;
8. Money Market Mutual Funds;
9. Interest Rate Swap;
10. Custody Services (administration of customer securities);
11. Trustee Services.

Business Innovation

1. **One KBFG**

   KB Bank strengthens partnerships with strategic partners of affiliated companies of the KB Financial Group in the financial sector, including through collaboration in the field of capital market securities with KB Valbury, motor vehicle financing with Sunindo Kookmin Best Finance, multi-finance services and Co-Location with KB Finansia Multi Finance where the collaboration. This is done to improve complete financial services for customers. Through various collaborations with affiliated companies, KBFG is expected to encourage KB Bank to provide integrated services in the future with one stop financial service.

2. **Social Bond**

   KB Bank is a pioneer in social bonds as a private bank in Indonesia, where KB Bank has gained trust as the first bank in Indonesia to obtain a social bond worth US$300 million or the equivalent of IDR 4.41 trillion from a member of the World Bank Group, the International Finance Corporation (IFC). These social bonds are dedicated to funding social initiatives that focus on dealing with the socio-economic impacts resulting from Covid-19 and financing in social segments, such as MSMEs, affordable housing, health care, education and infrastructure. As the Bank's commitment to supporting Social and Environmental Affairs, KB Bank also established an Environmental, Social and Government (ESG) unit to increase cooperation and support ESG implementation at KB Bank.

3. **Supply Chain**

   The Bank continues to develop its Supply Chain Financing (SCF) business by adjusting existing products to align with market dynamics and launching new SCF products and services as part of its growth strategy. The Bank also continues to build and strengthen relationships with large companies as Anchors and Spokes consisting of distributors, dealers, and suppliers. Through Dealer Financing, Distributor Financing, and Vendor Financing products, the Bank provides financing solutions that support smooth cash flow, improve operational efficiency, and strengthen the competitiveness of business partners. With SCF product and service innovations, the Bank is committed to providing flexible and sustainable financing access to drive business growth in various industrial sectors.

BUSINESS NETWORK AND BANK OPERATING AREAS

The Bank's business network and operational areas in the last 5 (five) years

Office Type	2024	2023	2022	2021	2020
Operational Head Office	**1**	1	1	1	1
Branch Office	**29**	29	41	42	42
Sub-Branch Office	**141**	143	231	310	173
Functional Office	**2**	1	3	4	9
Cash Office *)	**-**	-	-	-	169
Payment Point *)	**-**	-	-	-	25
ATM	**30**	11	359	673	850

*) Adjustment to POJK 12 that as of October 2021 there are no Cash Office and Payment Point status



VISION, MISSION, AND CULTURAL VALUES OF THE BANK

The Bank has established a vision and mission which is used as a reference for the direction of business development. The Company's Vision and Mission are established through Board of Commissioners Decree No. SKEP/001/D.KOM/VII/2013 concerning Completion of the Vision and Mission of PT Bank Bukopin Tbk, dated 9 July 2013 and Directors' Decree No.KEP/634/DIR/VII/2013 dated 10 July 2013 which has been amended based on the Directors' Decree No. 1092 dated 24 June 2019 as follows:

Vision

Becoming **the First Choice Financial** Institution in Indonesia

Mission

Understanding and **Providing Solutions** to Customers

Review of the Company's Vision and Mission

KB Bank always sets a Vision and Mission that is reviewed periodically by involving the Board of Directors, Board of Commissioners, and other management levels to ensure its relevance to the Bank's business development, stakeholder needs and the direction of competition between financial service business actors. Until the end of 2024, the Board of Commissioners and Board of Directors stated that KB Bank's Vision and Mission are still relevant to the direction of the Bank's current business development.

Bank Cultural Values

KB Bank upholds the Company's cultural values that are applied in internal operations and customer services. KB Bank has established ICCAN as a value and philosophy that is believed to be the foundation and reference for achieving goals. The ICCAN Company values that have been ratified according to the Directors' Decree No. 1092 of 2019 include the following:

Integrity (Integritas)	It is interpreted as prioritizing honesty, discipline and committed to build customer trust. The main behavior that goes along with this value: • Honest • Discipline and Committed
Competent (Kompeten)	Defined as being proficient in carrying out tasks and making continuous improvements to always be the best. The main behavior that goes along with this value: • Quick learner • Continuous improvement and refinement
Care (Peduli)	Defined as caring and synergy for mutual progress. The main behaviors that are in line with this value: • Sincere/empathy & caring • Synergy/cooperation
Accountable (Akuntabilitas)	Defined as taking full responsibility and mastering the work to achieve the best results. The main behavior that goes along with this value: • Responsible • Mastering the task
Never Give Up (Tidak Pernah Menyerah)	Defined as being able to think "out of the box" and never give up in the face of challenges and obstacles to achieve the best results. The main behavior that goes along with this value: • Never give up • Thinking "out of the box"

ICCAN Corporate Values are expected to be implemented in daily behavior by all levels of management and employees in the Company to realize the Company's vision and mission.

ORGANIZATION STRUCTURE

The Bank's Organizational Structure as of December 31, 2024, has been determined through the Decree of the Board of Directors No. 007 of 2024 dated date/month/year along with its addendum as attached below.

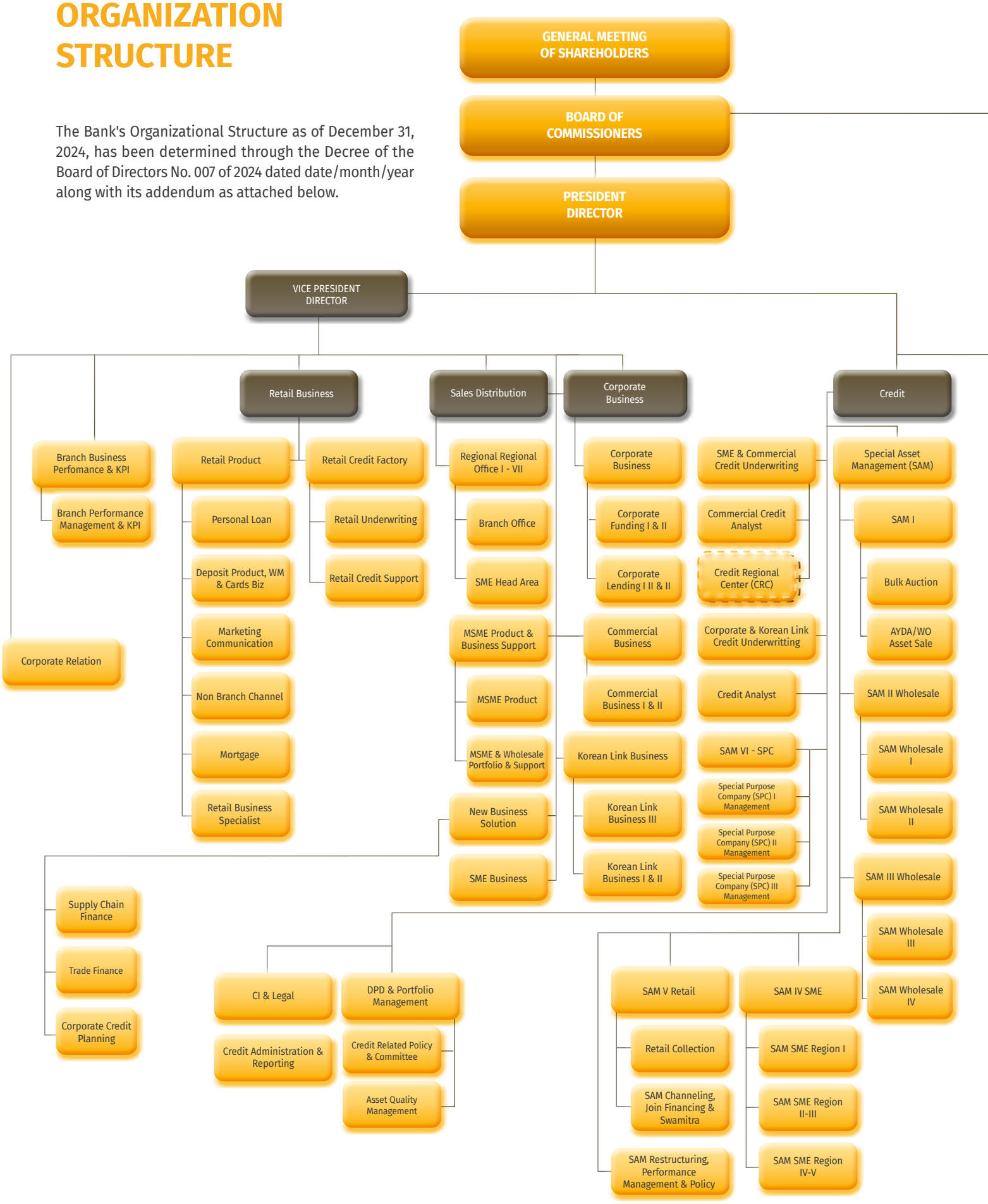

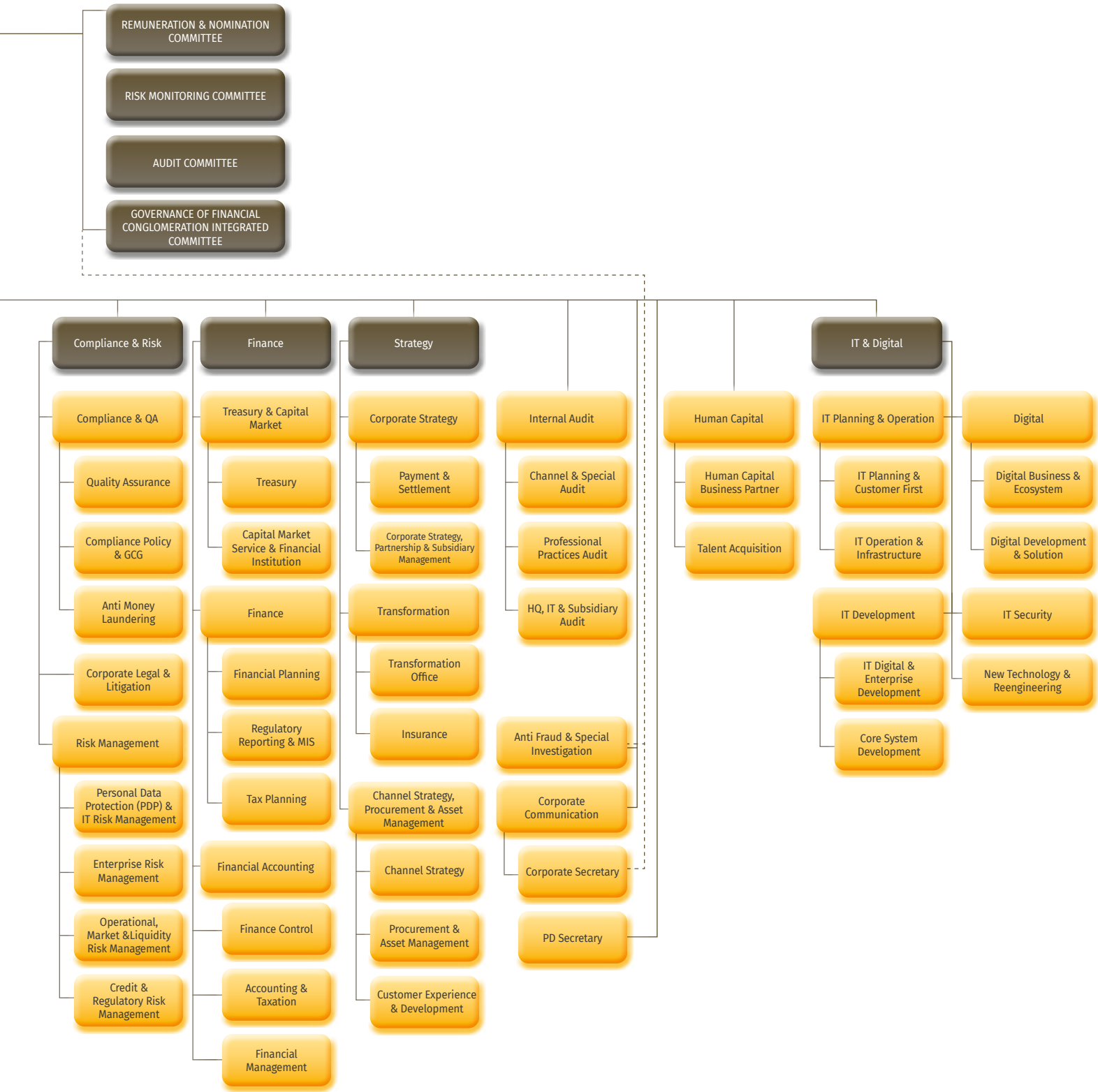
REMUNERATION & NOMINATION COMMITTEE
RISK MONITORING COMMITTEE
AUDIT COMMITTEE
GOVERNANCE OF FINANCIAL CONGLOMERATION INTEGRATED COMMITTEE
Compliance & Risk
Compliance & QA
Quality Assurance
Compliance Policy & GCG
Anti Money Laundering
Corporate Legal & Litigation
Risk Management
Personal Data Protection (PDP) & IT Risk Management
Enterprise Risk Management
Operational, Market &Liquidity Risk Management
Credit & Regulatory Risk Management
Finance
Treasury & Capital Market
Treasury
Capital Market Service & Financial Institution
Finance
Financial Planning
Regulatory Reporting & MIS
Tax Planning
Financial Accounting
Finance Control
Accounting & Taxation
Financial Management
Strategy
Corporate Strategy
Payment & Settlement
Corporate Strategy, Partnership & Subsidiary Management
Transformation
Transformation Office
Insurance
Channel Strategy, Procurement & Asset Management
Channel Strategy
Procurement & Asset Management
Customer Experience & Development
Internal Audit
Channel & Special Audit
Professional Practices Audit
HQ, IT & Subsidiary Audit
Anti Fraud & Special Investigation
Corporate Communication
Corporate Secretary
PD Secretary
Human Capital
Human Capital Business Partner
Talent Acquisition
IT & Digital
IT Planning & Operation
IT Planning & Customer First
IT Operation & Infrastructure
IT Development
IT Digital & Enterprise Development
Core System Development
Digital
Digital Business & Ecosystem
Digital Development & Solution
IT Security
New Technology & Reengineering

PROFILE OF BOARD OF COMMISSIONERS



Jerry Marmen
President Commissioner

Age	59 years old
Nationality	Indonesia
Domicile	Jakarta, Indonesia
Legal Basis of the First Appointment	Deed of GMS Resolution No. 27 dated 08 December 2021 (2021 Period-GMS 2024)
Legal Basis of the Recent Appointment	Deed of Annual GMS Resolution No 116 dated 28 June 2024 (2024 Period-Annual GMS 2027)
Education Background	• Doctor of Philosophy at the Australian National University (2012) • Master of Management at the Australian National University (2006) • Bachelor of Agribusiness at the Instutut Pertanian Bogor (1988)
Work Experience	• Assistant to the Special Staff of the President of the Republic of Indonesia for Economic Affairs (2019-present) • Head of the Professional Certification Institute (LSP) for Governance, Risk, and Compliance (TRK) (2021-present) • Supervisory Commissioner of LSP-BSMR, Professional Certification Institute (LSP) Risk Management Certification Agency (BSMR) (2021-2022) • Risk Policy Committee/Risk Monitoring Committee, PT. Asuransi Jasa Indonesia (Persero) (2019-2021) • Chief & Senior Consultant PT. Strategic Development Group (2018-2021) • President Commissioner of PT Proteksi Antar Nusa (Insurance Brokerage) (2018-2021) • President Commissioner of PT Proteksi Antar Nusa (Insurance Brokerage) (2012-2018) • Director of Planning and Risk Management of PT Informasi Kredit Indonesia (2014-2019) • President Director of PT Risk Frontier (2012-2021) • Vice Rector of Perbanas School of Economics (PERBANAS Institute) (2000-2003)
Certifications	Qualification 7 Risk Management Certification
Concurrent Position	None
Share Ownership in the Company	None
Affiliate Relations	None



Seng Hyup Shin
Deputy President Commissioner

Age	54 years old
Nationality	Republic of Korea
Domicile	Jakarta, Indonesia
Legal Basis of the First Appointment	Deed of Resolution of Extraordinary GMS No. 67 dated August 25, 2020 (2021 Period-Extraordinary General Meeting of 2024)
Legal Basis of the Recent Appointment	-
Education Background	• ***Bachelor of Administration in Administration, KyungPook National University (1995)*** • ***Master of Administration in Administration, KyungPook National University (1997)***
Work Experience	• Finance Director of KB Bank (2020-2024) • Team Manager, KB Financial Group (2014-2016) • Senior Deputy General Manager, KB Financial Group (2017) • General Manager, KB Financial Group (2018- 2020)
Certifications	• Qualification 7 Risk Management Certification • Advanced Level Treasury Certification
Concurrent Position	None
Share Ownership in the Company	2,300,000 (0.0012241%)
Affiliate Relations	None



Nanang Supriyatno
Commissioner

Age	55 years old
Nationality	Indonesia
Domicile	Jakarta, Indonesia
Legal Basis of the First Appointment	Deed of GMS Resolution No. 67 dated 25 August 2020 (2020 Period -GMS Fiscal Year 2024)
Legal Basis of the Recent Appointment	-
Education Background	Bachelor's degree in Accounting from Jenderal Soedirman University (1993)
Work Experience	• President Director of PT Satu Gen Indonesia (2020-Present) • Deputy Chief Executive Officer PT Bosowa Property Group (2017-2022) • Director of Internal Audit Bosowa Group (2013-2022) • President Director of PT Bosowa Beton Indonesia (2015-2018) • Director of Risk Management PT Semen Bosowa Maros (2015-2017) • Problem Loans Recovery and Restructuring PT Bank Mandiri (Persero) Tbk (1994-2013)
Certifications	Qualification 5 Risk Management Certification
Concurrent Position	President Director of PT Satu Gen Indonesia (2020-Present)
Share Ownership in the Company	None
Affiliate Relations	None



Tippy Joesoef
Independent Commissioner

Age	60 years old
Nationality	Indonesia
Domicile	Jakarta, Indonesia
Legal Basis of the First Appointment	Deed of Extraordinary GMS Decision No. 13 dated 22 December 2020 (2020 Period-GMS Fiscal Year 2024)
Legal Basis of the Recent Appointment	-
Education Background	Bachelor's degree in Economics from the Bandung College of Economics (STIEB) (1990)
Work Experience	• Independent Audit Committee, American International Assurance (AIA) Financial (2019-Present) • Chief GRC, Fazz Financial Group (2019-2022) • Executive Director- Country Risk Management Head, UOB Indonesia (2013-2016) • SVP Global Consumer Group, Citibank NA (2013) • SVP Risk Management, Bank Danamon (2011-2012) • Head of Country Operational Risk Management, Basel 2 and Enterprise Risk Management – Maybank (2005- 2011) • Head of Compliance for Consumer & Commercial Banking, ABN AMRO Bank (1999-2005) • Credit Operations Manager, Standard Chartered Bank (1991-1999)
Certifications	Qualification 7 Risk Management Certification
Concurrent Position	None
Share Ownership in the Company	None
Affiliate Relations	None



Hae Wang Lee
Independent Commissioner

Age	56 years old
Nationality	Korea Selatan
Domicile	Jakarta, Indonesia
Legal Basis of the First Appointment	Deed of Extraordinary GMS Decision No.67 dated 25 August 2020 (2020 Period-GMS Fiscal Year 2024)
Legal Basis of the Recent Appointment	-
Education Background	• Bachelor's degree in Law from Yonsei University (1991) • Masters in Law from Yonsei University (1998)
Work Experience	• Member of Board of Directors Korean Association of Indonesia (2020-sekarang) • President Director LEENOH Consulting Indonesia (2019-sekarang) • Foreign Lawyer MR&Partners Law Firm at Jakarta (2015-2019) • Lawyer at APEX LLC Head of Jakarta Apex Office (2011-2014) • Lawyer at Law Firm C&K, LEX, APEX (2006-2011)
Certifications	Risk Management Certification Lv. 2 Commissioners
Concurrent Position	• Member of Board of Directors Korean Association of Indonesia (2020-present) • President Director LEENOH Consulting Indonesia (2019-present)
Share Ownership in the Company	None
Affiliate Relations	None



Stephen Liestyo
Independent Commissioner

Age	60 years old
Nationality	Indonesia
Domicile	Jakarta, Indonesia
Legal Basis of the First Appointment	Deed of GMS Resolution No. 29 dated 8 July 2021 (2021 Period-GMS of Fiscal Year 2023)
Legal Basis of the Recent Appointment	Deed of Resolution of the Annual GMS No. 116 dated 28 June 2024 (Period 2024-GMS 2027)
Education Background	Masters in International Marketing, IPMI International Business School, Jakarta (2002)
Work Experience	• President Commissioner of PT Sol Mitra Fintec, January 2016 – July 2021 • President Commissioner of PT Prismalink International, January 2014 - August 2021 • Independent Commissioner of PT.Indonesian Commercial KiosOn, February 2018 - April 2019 • President Commissioner of PT Wahana Ottomitra Multiartha (WOM Finance), April 2010 - April 2015 • Director of Consumer Banking PT.Bank Maybank Indonesia Tbk, April 2009 - January 2013 • Commissioner of BCA Finance (2000-2009)
Certifications	Qualification 6 Risk Management Certification
Concurrent Position	None
Share Ownership in the Company	None
Affiliate Relations	None



Sukriansyah S. Latief *)
Independent Commissioner

Age	55 years old
Nationality	Indonesia
Domicile	Jakarta, Indonesia
Legal Basis of the First Appointment	Deed of GMS Resolution No. 27 dated 8 December 2021 (Period 2021-GMS of Fiscal Year 2023)
Legal Basis of the Recent Appointment	-
Education Background	Doctor of Law, Universitas Hasanudin (2009)
Work Experience	• Special Staff of Vice President, Vice Presidential Palace (2019-present) • Commissioner of PT Pelindo Jasa Maritim (2021–2022) • Commissioner of PT Media Fajar Holding Company (2015- 2022) • Lecturer at Fajar Educational Foundation of Ujungpandang (1998-present) • Commissioner of PT Pelindo IV Makassar (2021)
Certifications	Level 2 Risk Management Certification
Concurrent Position	• Special Staff of Vice President Vice Presidential Palace (2019-present) • Lecturer at the Fajar Educational Foundation of Ujungpandang (1998-present)
Share Ownership in the Company	None
Affiliate Relations	None

*) No longer serves as Independent Commissioner as of 28 June 2024



Eugene K Galbraith *)
Independent Commissioner

Age	72 years old
Nationality	United States
Domicile	Jakarta, Indonesia
Legal Basis of the First Appointment	Deed of GMS Resolution No. 27 dated 8 December 2021 (Period 2021-GMS of Fiscal Year 2023)
Legal Basis of the Recent Appointment	-
Education Background	PhD Anthropology Economics from John Hopkins University in 1983
Work Experience	• Director PT Sarana Menara Nusantara (2020-present) • Senior Advisor Bank Pictet & Cie (Asia) Ltd, Singapore (2019-2021) • Senior Advisor, McKinsey and Company (2019-2021) • Deputy President Director Bank Central Asia [IDX: BBCA] (2011-2019) • President Commissioner Bank Central Asia [IDX: BBCA] (2002-2011) • Deputy President Commissioner Bank OCBC NISP (1998-2006)
Certifications	Lv.5 Risk Management Certification Commissioner
Concurrent Position	Director of PT Sarana Menara Nusantara (2020-present)
Share Ownership in the Company	None
Affiliate Relations	None

*) No longer serves as Independent Commissioner as of 28 June 2024

Statement of Independence of Independent Commissioners

During their tenure, all Independent Commissioners have fulfilled the independent criteria as regulated in the applicable regulations and have been included in a statement letter signed by each Independent Commissioner.

An Independent Commissioner who has served for two terms of office can be reappointed in the next period as long as the Independent Commissioner declares that he or she remains independent to the GMS. However, since the enactment of OJK Regulation no. 55/POJK.03/2016 concerning the Implementation of Governance for Commercial Banks, there are no Independent Commissioners who have served more than (2) two consecutive terms of office.

Chronology of Changes to the Board of Commissioners in 2024

Throughout 2024, there were changes to the composition of the Company's Board of Commissioners with the following chronology:

Composition as of 1 January 2024	Composition as of 28 June 2024	Composition as of 1 December 2024	Note
Jerry Marmen President Commissioner	Jerry Marmen President Commissioner	Jerry Marmen President Commissioner	-
Seng Hyup Shin Deputy President Commissioner	Seng Hyup Shin Deputy President Commissioner	Seng Hyup Shin Deputy President Commissioner	-
Nanang Supriyatno Commissioner	Nanang Supriyatno Commissioner	Nanang Supriyatno Commissioner	-
Tippy Joesoef Independent Commissioner	Tippy Joesoef Independent Commissioner	Tippy Joesoef Independent Commissioner	-
Hae Wang Lee Independent Commissioner	Hae Wang Lee Independent Commissioner	Hae Wang Lee Independent Commissioner	-
Stephen Liestyo Independent Commissioner	Stephen Liestyo Independent Commissioner	Stephen Liestyo Independent Commissioner	-
Sukriansyah S. Latief Independent Commissioner			Sukriansyah S. Latief no longer serves as Independent Commissioner of the Bank as of 28 June 2024
Eugene K Galbraith Independent Commissioner			Eugene K Galbraith no longer serves as Independent Commissioner of the Bank as of 28 June 2024

DIRECTORS PROFILE



Woo Yeul Lee
President Director

Age	60 years old
Nationality	Indonesia
Domicile	Jakarta, Indonesia
Legal Basis of the First Appointment	Deed of Resolution of Annual GMS No.37 dated May 25, 2022 (Period 2022-Closing of Annual GMS for Financial Year 2024)
Legal Basis of the Recent Appointment	-
Education Background	• Bachelor Degree in Agricultural Economics from Korea University (1998) • Master of International Economics from Korea University (1990)
Work Experience	• Senior Executive Vice President & Chief Information Technology Officer KB Financial Group (2020) • Senior Executive Vice President & Chief Human Resource Officer KB Financial Group (2021) • Senior Executive Vice President & Chief Strategy Officer KB Financial Group (2022)
Certifications	Qualification 7 Risk Management Certification
Concurrent Position	None
Share Ownership in KB Bank	11,800,000 (0.0062804%)
Affiliate Relations	None



Robby Mondong
Vice President Director

Age	56 years old
Nationality	Indonesia
Domicile	Jakarta, Indonesia
Legal Basis of the First Appointment	Deed of GMS Resolution No. 29 dated 8 July 2021 (Period 2021-Year 2024)
Legal Basis of the Recent Appointment	Deed of Annual GMS Resolution No. 116 dated 28 June 2024 (Period 2024-GMS 2027)
Education Background	• Degree in Finance and Banking, National University San Diego CA USA (1992) • MBA Degree in Marketing, Woodbury University Burbank CA USA (1993)
Work Experience	• SEVP Head of Sales and Distribution PT Bank CIMB Niaga Tbk (Agustus 2019 – Juni 2021) • EVP Head of Sales and Distribution PT Bank CIMB Niaga Tbk (Oktober 2015 - Agustus 2019) • SVP Head of Sales and Distribution PT Bank CIMB Niaga Tbk (Juni 2013 - September 2015)
Certifications	Qualification 7 Risk Management Certification
Concurrent Position	None
Share Ownership in KB Bank	11,801,000 (0.0062809%)
Affiliate Relations	None



Helmi Fahrudin
Director

Age	49 years old
Nationality	Indonesia
Domicile	Bekasi, Indonesia
Legal Basis of the First Appointment	Deed of Resolution of Extraordinary GMS No. 67 dated August 25, 2020 (Period 2020-Closing of Annual GMS for Financial Year 2024)
Legal Basis of the Recent Appointment	-
Education Background	• Diploma (D-3) in Accounting Economics, STIE Yogyakarta, (1997) • Bachelor's degree in Accounting Economics, Indonesian Christian University, (2003)
Work Experience	• Head of Corporate Strategic Planning Division (Executive Officer) PT Bank Bukopin Tbk, (2018-2019) • Head of SKAI (Executive Officer) PT Bank Bukopin Tbk (2019-2020) • Member of the Supervisory Board, Bank Bukopin Pension Fund (2016-2020)
Certifications	Qualification 7 Risk Management Certification
Concurrent Position	None
Share Ownership in KB Bank	2,483,951 (0.0013220%)
Affiliate Relations	None



Dodi Widjajanto
Director

Age	58 Tahun
Nationality	Indonesia
Domicile	Jakarta, Indonesia
Legal Basis of the First Appointment	Deed of GMS Resolution No. 67 dated 25 August 2020 (Period 2020-GMS 2024)
Legal Basis of the Recent Appointment	-
Education Background	• Bachelor's degree in Economics and Development Studies, Sebelas Maret University (1990) • Master of Management in Agribusiness, Bogor Agricultural Institute (2002)
Work Experience	• General Manager Hong Kong Branch Office PT Bank Negara Indonesia (Persero) Tbk Hong Kong Branch Office (2016-2018) • Regional Office Leader, PT Bank Negara Indonesia (Persero) Tbk Palembang Regional Office (2018-2020) • Regional Office Leader, PT Bank Negara Indonesia (Persero) Tbk Bandung Regional Office (2020)
Certifications	Qualification 7 Risk Management Certification
Concurrent Position	None
Share Ownership in KB Bank	2,000,088 (0.0010645%)
Affiliate Relations	None



Yohanes Suhardi *)
Director

Age	59 years old
Nationality	Indonesia
Domicile	Jakarta, Indonesia
Legal Basis of the First Appointment	Deed of GMS Resolution No. 29 date 8 July 2021 (Period of 2021-GMS 2024)
Legal Basis of the Recent Appointment	-
Education Background	• Bachelor of Economics, Management, Tarumanegara University (1998) • MBA Degree in Finance Oklahoma University, USA, (1990)
Work Experience	• Commissioner, PT Sahabat Financial Keluarga (2014-2021) • EVP National Head SME Banking, PT Bank Permata Tbk (2013-2021) • SVP National Head SME Credit, PT Bank Permata Tbk (2007-2013) • VP Commercial & Corporate Team Leader, PT Bank OCBC Indonesia (2004-2007)
Certifications	Qualification 7 Risk Management Certification
Concurrent Position	None
Share Ownership in KB Bank	574,800 (0.0003059%)
Affiliate Relations	None

*) No longer serves as a Bank Director as of 28 June 2024



Henry Sawali
Director

Age	56 years old
Nationality	Indonesia
Domicile	Jakarta, Indonesia
Legal Basis of the First Appointment	Deed of Resolution of Annual GMS No. 29 dated July 8, 2021 (period 2021-Closing of Annual GMS for Financial Year 2024)
Legal Basis of the Recent Appointment	Deed of GMS Resolution No. 116 dated 28 June 2024 (Period 2024-GMS 2027)
Education Background	• Bachelor Degree in Finance, California State University – Fresno (1986) • Masters Degree in Business Administration, National University of San Diego USA (1992)
Work Experience	• Head of Commercial and MSME Banking Credit PT Bank CIMB Niaga Tbk (2017-2022) • Senior Manager – SCO for Indonesia PT Bank ANZ Indonesia (2016-2017) • Senior Vice President – Head of Corporate Credit Risk, PT Bank OCBC NISP Tbk (2010-2016)
Certifications	Level 7 Risk Management Certification
Concurrent Position	None
Share Ownership in KB Bank	1,600,000 (0.0008516%)
Affiliate Relations	None



Young Eun Moon *)
Director

Age	59 years old
Nationality	South Korea
Domicile	Seoul, Republic of Korea
Legal Basis of the First Appointment	Deed of GMS Resolution No. 27 dated 08 December 2021 (Period 2022-GMS 2024)
Legal Basis of the Recent Appointment	-
Education Background	• Bachelor in Public Administration, Yonsei University (1992) • Master of Public Administration, Yonsei University, Korea (1993)
Work Experience	• General Manager (Digital Strategy Department KB Kookmin Bank (2018- 2019) • General Manager (Future IT Implementation Department KB Kookmin Bank (2019) • CISO / Managing Director (Information Security Division) KB Kookmin Bank (2020
Certifications	Qualification 7 Risk Management Certification
Concurrent Position	None
Share Ownership in KB Bank	None
Affiliate Relations	None

*) No longer serves as a Bank Director as of 28 June 2024



Jung Ho Han
Director

Age	53 years old
Nationality	Republic of Korea
Domicile	Jakarta, Indonesia
Legal Basis of the First Appointment	Deed of Extraordinary GMS Decision No.77 dated January 31, 2023 (Period 2023- GMS of 2025)
Legal Basis of the Recent Appointment	-
Education Background	• Master of Science Management Engineering, Korea Advanced Institute of Science and Technology (2002) • Bachelor Degree in Business Administration, University of Korea (1999)
Work Experience	• Chief Financial Officer / General Manager, KB Securities Co., Ltd. (2017-2022) • Team Leader / Associate/Senior Deputy General Manager, KB Financial Group Inc. (2008-2017) • Associate of Strategic Planning Department / Branch, KB Kookmin Bank (1999-2006)
Certifications	Qualification 7 Risk Management Certification
Concurrent Position	None
Share Ownership in KB Bank	11,983,400 (0.0063780%)
Affiliate Relations	None



Jang Hyuk Im
Director

Age	49 years old
Nationality	Republic of Korea
Domicile	Jakarta, Indonesia
Legal Basis of the First Appointment	Deed of Extraordinary GMS Decision No. 57 dated 24 January 2024 (Period 2024-GMS 2026)
Legal Basis of the Recent Appointment	-
Education Background	• Master of Business Administration, Korea Advanced Institute of Science and Technology (2002) • Bachelor Degree in Electrical & Computer Engineering, Inha University, Korea (2002)
Work Experience	• Director, Investment Banking Group, KB Securities Co., Ltd (2021-2023) • Team Head, Financial Planning Department, KB Financial Group (2016-2021) • Senior Vice President, Strategic Planning Department, Hyundai Securities (2014-2016)
Certifications	Qualification 7 Risk Management Certification
Concurrent Position	None
Share Ownership in KB Bank	None
Affiliate Relations	None

Chronology of Changes in the Board of Directors in 2024

Throughout 2024, there were changes in the composition of the Bank's Board of Directors with the following chronology:

Composition as of 1 January 2024	Composition as of 28 June 2024	Composition as of 31 December 2024	Note
Woo Yeul Lee President Director	Woo Yeul Lee President Director	Woo Yeul Lee President Director	-
Robby Mondong Vice President Director	Robby Mondong Vice President Director	Robby Mondong Vice President Director	-
Helmi Fahrudin Director	Helmi Fahrudin Director	Helmi Fahrudin Director	-
Dodi Widjajanto Director	Dodi Widjajanto Director	Dodi Widjajanto Director	-
Yohanes Suhardi Director			Yohanes Suhardi does no longer serve as the Bank Director as of 28 June 2024
Henry Sawali Director	Henry Sawali Director	Henry Sawali Director	-
Young Eun Moon Director			Young Eun Moon does no longer serve as the Bank Director as of 28 June 2024
Jung Ho Han Director	Jung Ho Han Director	Jung Ho Han Director	-
Jang Hyuk Im Director	Jang Hyuk Im Director	Jang Hyuk Im Director	-

SENIOR EXECUTIVE OFFICER PROFILE



ZICO HERNAWAN
SEVP SALES DISTRIBUTION

Age	**40 years old**
Domicile	**East Jakarta**
In office since	**September 2, 2024**
Last Education	**Postgraduate Master's Degree**
Previous Position	**Consumer Product Div Head**



SUNGSOO LIM
SEVP SPECIAL ASSET MANAGEMENT

Age	**51 years old**
Domicile	**Jakarta**
In office since	**September 2, 2024**
Last Education	**Postgraduate Master's Degree**
Previous Position	**ADVISOR STRATEGIC TRANSFORMATION SAM/ CRC IMPLEMENTATION**



HANDOJO WIDODO
SAM V RETAIL DIVISION HEAD

Age	**59 years old**
Domicile	**Jakarta**
In office since	**November 1, 2023**
Last Education	**Bachelor's Degree**
Previous Position	-



DRS. RIDWAN W. JULIANTO
SAM IV SME DIVISION HEAD

Age	**57 years old**
Domicile	**Jakarta**
In office since	**August 28, 2023**
Last Education	**Bachelor's Degree**
Previous Position	-



IRAWAN BARNAS
SAM II WHOLESALE DIVISION HEAD

Age	**51 years old**
Domicile	**Jakarta**
In office since	**October 1, 2023**
Last Education	**Bachelor's Degree**
Previous Position	**SPECIAL ASSET MANAGEMENT I DIVISION HEAD**



AGUSTINUS IWAN CHRISTANTO
CORPORATE STRATEGY DIVISION HEAD

Age	**54 years old**
Domicile	**Jakarta**
In office since	**September 16, 2020**
Last Education	**Postgraduate Master's Degree**
Previous Position	**HEAD OF COMPANY STRATEGIC PLANNING DIVISION**



HERY BUDI PRASETYO
RETAIL CREDIT FACTORY DIVISION HEAD

Age	**63 years old**
Domicile	**Jakarta**
In office since	**February 26, 2024**
Last Education	**Bachelor's Degree**
Previous Position	-



JIN HO ROH
KOREAN LINK BUSINESS DIVISION HEAD

Age	**54 years old**
Domicile	**Jakarta**
In office since	**March 1, 2024**
Last Education	**Bachelor's Degree**
Previous Position	-



GI TAE PARK
NEW BUSINESS SOLUTION DIVISION HEAD

Age	**52 years old**
Domicile	**Jakarta**
In office since	**March 1, 2024**
Last Education	**Bachelor's Degree**
Previous Position	-



SEGON PARK
CORPORATE COMMUNICATION DIVISION HEAD

Age	47 years old
Domicile	Jakarta
In office since	March 1, 2024
Last Education	Postgraduate Master's Degree
Previous Position	-



JUNG HWAN KIM
TREASURY & CAPITAL MARKET DIVISION HEAD

Age	44 years old
Domicile	Jakarta
In office since	March 1, 2024
Last Education	Bachelor's Degree
Previous Position	-



TUTWURI ANGGARWANI. K
COMPLIANCE & QA DIVISION HEAD

Age	50 years old
Domicile	Jakarta
In office since	October 3, 2022
Last Education	Bachelor's Degree
Previous Position	EVP INTERNAL CONTROL



BUDHI DHARMA
SAM III WHOLESALE DIVISION HEAD

Age	**52 years old**
Domicile	**Jakarta**
In office since	**October 1, 2023**
Last Education	**Postgraduate Master's Degree**
Previous Position	**SUPPORT TEAM FOR DPD & PORTFOLIO, CREDIT DIRECTORATE**



SEUNGCHUL YI
IT PLANNING & OPERATION DIVISION HEAD

Age	**52 years old**
Domicile	**Jakarta**
In office since	**February 1, 2024**
Last Education	**Postgraduate Master's Degree**
Previous Position	**ADVISOR NGBS**



EKO BRAMANTYO
FINANCE DIVISION HEAD

Age	**51 years old**
Domicile	**Jakarta**
In office since	**November 16, 2022**
Last Education	**Postgraduate Master's Degree**
Previous Position	-



SONG MOO HUR
TRANSFORMATION DIVISION HEAD

Age	51 years old
Domicile	Jakarta
In office since	Bachelor's Degree
Last Education	Sarjana S1
Previous Position	ADVISOR TRANSFORMATION - BUSINESS PROCESS RESTRUCTURING



HUSNUL KHATIMAH
MSME PRODUCT & BUSINESS SUPPORT DIVISION HEAD

Age	45 years old
Domicile	Jakarta
In office since	June 23, 2023
Last Education	Bachelor's Degree
Previous Position	SME PORTFOLIO & SUPPORT DEPARTMENT HEAD



ROBY ENDRAMA PURBA
INTERNAL AUDIT DIVISION HEAD

Age	44 years old
Domicile	Jakarta
In office since	February 1, 2022
Last Education	Bachelor's Degree
Previous Position	-



KANGHYEON LEE
DIGITAL DIVISION HEAD

Age	**44 years old**
Domicile	**Jakarta**
In office since	**February 1, 2024**
Last Education	**Bachelor's Degree**
Previous Position	**DIGITAL DEVELOPMENT & SOLUTION DEPARTMENT HEAD**



HAN MING
SME & COMMERCIAL CREDIT UNDERWRITING DIVISION HEAD

Age	**40 years old**
Domicile	**Jakarta**
In office since	**May 15, 2024**
Last Education	**Bachelor's Degree**
Previous Position	**CREDIT UNDERWRITING DIVISION HEAD**



HARIS BUDIMAN
IT DEVELOPMENT DIVISION HEAD

Age	**42 years old**
Domicile	**Jakarta**
In office since	**October 3, 2022**
Last Education	**Postgraduate Master's Degree**
Previous Position	**NEW TECHNOLOGY DIVISION HEAD**



LILIK PANGESTU
SAM I DIVISION HEAD

Age	59 years old
Domicile	Jakarta
In office since	October 1, 2023
Last Education	Postgradute Master's Degree
Previous Position	AYDA & PORTFOLIO BULK SALES DEPARTMENT HEAD



FEISEL MARTHA
CORPORATE BUSINESS DIVISION HEAD

Age	58 years old
Domicile	Jakarta
In office since	March 22, 2024
Last Education	Postgraduate Master's Degree
Previous Position	WHOLESALE BUSINESS DIVISION HEAD



GAMARIDHA AKHIRUL AR
HUMAN CAPITAL DIVISION HEAD

Age	43 years old
Domicile	Jakarta
In office since	February 27, 2023
Last Education	Postgraduate Master's Degree
Previous Position	HUMAN CAPITAL STRATEGY, POLICY & SERVICES DEPARTMENT HEAD



DAVID SURYANADIPUTRA
REGIONAL HEAD VII

Age	**53 years old**
Domicile	**Makassar**
In office since	**February 23, 2023**
Last Education	**Bachelor's Degree**
Previous Position	**BRANCH MANAGER JAKARTA SAHARJO**



ELISABETH SUSILOWATI
REGIONAL HEAD V

Age	**57 years old**
Domicile	**Surabaya**
In office since	**August 15, 2024**
Last Education	**Bachelor's Degree**
Previous Position	-



ESTHER
REGIONAL HEAD IV

Age	**50 years old**
Domicile	**Semarang**
In office since	**May 20, 2024**
Last Education	**Bachelor's Degree**
Previous Position	-



IRENE INDRAWATY KESUMA
REGIONAL HEAD III

Age	**46 years old**
Domicile	**Bandung**
In office since	**January 9, 2024**
Last Education	**Bachelor's Degree**
Previous Position	-



ADI HARIANTO
REGIONAL HEAD VI

Age	**45 years old**
Domicile	**Medan**
In office since	**January 24, 2024**
Last Education	**Bachelor's Degree**
Previous Position	-



DIDI SUDIRA
REGIONAL HEAD II

Age	**50 years old**
Domicile	**Jakarta**
In office since	**February 27, 2023**
Last Education	**Bachelor's Degree**
Previous Position	**BRANCH MANAGER JAKARTA S.PARMAN**



ANDHY ZAKARIA
REGIONAL HEAD I

Age	**36 years old**
Domicile	**Jakarta**
In office since	**September 1, 2024**
Last Education	**Bachelor's Degree**
Previous Position	**BRANCH MANAGER JAKARTA SAHARJO**

HUMAN RESOURCES

KB Bank views that Human Resources (HR) have a crucial role in carrying out business activities to improve the Bank's performance. In order to realize the commitment to maintain operational effectiveness and quality, KB Bank carries out HR management aimed at improving the competence and capabilities of all employees. KB Bank strives to create a conducive work environment. Each individual can develop and contribute optimally to achieve common goals.

Employee Demographics

As of December 31, 2024, KB Bank has 2,898 employees, an increase of 10.70% compared to the number of employees as of December 31, 2023, amounted to 2,618 employees. The increase is more due to the needs of business and operational growth. However, in line with the targets and plans for HR management, the Bank will increase the productivity and effectiveness of employee performance in the future. Therefore, there is no increase in the Bank's HR.

Number of Employees by Organizational Level

Table of Number of Employees by Organizational Level for the 2024-2023 Period
(in person units)

Organizational Level	2024				2023			
	Male	Female	Total	%	Male	Female	Total	%
Division Head EVP SVP	22	2	24	0,83	15	2	17	0.65%
Regional Head SVP REG BISNIS	4	3	7	0,24	3	1	4	0.15%
Dept Head VP	59	19	78	2,69	53	10	63	2.41%
Branch Manager	29	11	40	1,38	29	6	35	1.34%
Manager	331	141	472	16,29	296	122	418	1.34%
Coordinator	124	146	270	9,32	108	112	220	8.40%
Officer	583	620	1.203	41,51	430	317	747	28.53%
Clerical	454	350	804	27,74	570	544	1.114	42.55%
Non Staff	0	0	0	0	0	0	0	0
Total	**1.606**	**1.292**	**2.898**	**100,00%**	**1.504**	**1.114**	**2.618**	**100,00%**

Number of Employees based on Education Level

Number of Employees based on Education Level fot the 2024-2023 Period
(in person units)

Level of Education	2024				2023			
	Male	Female	Total	%	Male	Female	Total	%
SMA	7	6	13	0,45	8	6	14	0.53%
Diploma - Sarjana	1.501	1.241	2.742	94,62	1.375	1.057	2.432	92.90%
Pasca Sarjana - Doktoral	98	45	143	4,93	121	51	172	6.57%
Total	**1.606**	**1.292**	**2.898**	**100,00%**	**1.504**	**1.114**	**2.618**	**100,00%**

Number of Employees based on Employment Status

Table of Number of Employees based on Employment Status for the 2024-2023 Period
(in person units)

Status Employement Status	2024				2023			
	Male	Female	Total	%	Male	Female	Total	%
Permanent Employees	1.363	1.007	2.370	81.78	1.247	917	2.164	82.66%
Non-permanent Employee (Contract)	243	285	528	18.22	257	197	454	17.34%
Total	**1.606**	**1.292**	**2.898**	**100,00%**	**1.504**	**1.114**	**2.618**	**100,00%**

Number of Employees by Age Range

Table of Number of Employees by Age Range for the 2024-2023 Period
(in person units)

Age Range	2024				2023			
	Male	Female	Total	%	Male	Female	Total	%
20-24 years old	120	209	329	11,35	73	100	173	6.61%
25-29 years old	294	339	633	21,84	258	322	580	22.15%
30-34 years old	344	274	618	21,33	386	264	650	24.83%
35-39 years old	380	215	595	20,53	341	188	529	20.21%
40-44 years old	246	152	398	13,73	238	142	380	14.51%
45-49 years old	132	78	210	7,25	123	79	202	7.72%
50-54 years old	70	20	90	3,11	75	18	93	0.04%
>55 years old	20	5	25	0,86	10	1	11	0.004%
Total	**1.606**	**1.292**	**2.898**	**100,00%**	**1.504**	**1.114**	**2.618**	**100,00%**

Number of Employees based on Years of Service

Table of Number of Employees based on Years of Service for the 2024-2023 Period
(in person units)

Years of Service	2024				2023			
	Male	Female	Total	%	Male	Female	Total	%
< 5 years	756	740	1.496	51,62	576	508	1.084	41.41%
> 5-10 years	254	177	431	14,87	370	241	611	23.34%
> 10-15 years	344	186	530	18,29	299	161	460	17.57%
> 15-20 years	127	93	220	7,59	133	106	239	9.13%
> 20-25 years	74	74	148	5,11	77	66	143	5.46%
> 25-30 years	41	19	60	2,07	35	23	58	2.22%
> 30 years	10	3	13	0,45	14	9	23	0.88%
Total	**1.606**	**1.292**	**2.898**	**100,00%**	**1.504**	**1.114**	**2.618**	**100,00%**

Competency Development

Competency Development Policies

The Bank ensures the need for human resources with adequate competencies. The design of human capital training and development is aligned with the Bank's strategy so that all programs/activities can be carried out efficiently, effectively, and integrated to support the improvement of the Bank's performance.

This following is the initiatives to support the implementation of the bank's business strategy, especially in the Good Bank concept, various initiatives have been prepared as follows:

a. Sharpening the Education and Training Program
   Alignment of training content with the direction of the bank's business strategy policy, with a focus on implementing the Good Bank concept.
b. Strengthening basic training for all employees by adding Anti-Money Laundering and Counter Terrorism Funding (AML CFT) and Anti-Fraud modules that must be followed by all levels of employees.
c. As part of the initiative to transfer the role of supporting officers to business officers, the bank also provides training that includes product understanding, improving sales skills, and credit and funding aspects. Development of Training implementation techniques are as follows:
   - Development of learning methods both online through e-learning or online meeting platforms and offline training.
   - Development of Trainers/Facilitators from Internal KB Bank.
   - Digitalization of evaluation methods for education and training activities by developing a Learning Management System.
d. Preparation of Talent and Successor Development Programs
   - Identification and development of successor competencies.
   - Identify and implement a more structured and strategic Next Generation Talent Program (NGTP).

The implementation of mandatory training for each job level in 2024 is as follows:

Level Position	Training Program	Training Objectives	Total Participants
All Levels	• Rupiah Payment Management System (SPPUR) Certification • Risk Management Certification Level 4-7 • Treasury Dealer Certification • Auditor Certification • Compliance Certification • Mutual Fund Sales Agent Representative (WAPERD) Certification • Securities Broker Representative (WPPE) Certification • APU PPT • IT Awareness • Certified Office Channelling • Human Capital Certification	**Competency Improvement and Regulatory Policy Compliance**	**5,910**
Staff	• Rupiah Payment Management System (SPPUR) Certification • Risk Management Certification Level 4 • Treasury Dealer Certification • AML CFT • IT Awareness • Certified Office Channelling	**Competency Improvement and Regulatory Policy Compliance**	**4,007**
Coordinator, Manager, Department Head, Division Head, Directors, Commissioners	• Rupiah Payment Management System (SPPUR) Certification • Risk Management Certification Level 5-7 • Treasury Dealer Certification • Auditor Certification • Compliance Certification • Mutual Fund Sales Agent Representative (WAPERD) Certification • Securities Broker Representative (WPPE) Certification • AMU CFT • IT Awareness • Human Capital Certification	**Competency Improvement and Regulatory Policy Compliance**	**2,144**

Level Position	Training Program	Training Objectives	Total Participants
Relationship Banking Officer, Priority Banking Officer	• Mutual Fund Sales Agent Representative (WAPERD) Certification • Securities Broker Representative (WPPE) Certification • AML CFT • IT Awareness	**Competency Improvement and Regulatory Policy Compliance**	**413**
Treasury Function Employee	• Risk Management Certification Levels 4-7 • Treasury Dealer Certification • AML CFT • IT Awareness	**Competency Improvement and Regulatory Policy Compliance**	**47**
HR function employee	• Risk Management Certification Level 4-6 • Human Capital Certification • AML CFT • IT Awareness	**Competency Improvement and Regulatory Policy Compliance**	**144**
Operational function employee	• Rupiah Payment Management System (SPPUR) Certification • Risk Management Certification Level 4-6 • AML CFT • IT Awareness	**Competency Improvement and Regulatory Policy Compliance**	**591**
All employees	• Rupiah Payment Management System (SPPUR) Certification • Risk Management Certification Level 4-7 • Treasury Dealer Certification • Auditor Certification • Compliance Certification • Mutual Fund Sales Agent Representative (WAPERD) Certification • Securities Broker Representative (WPPE) Certification • AML CFT • IT Awareness • Certified Office Channelling • Human Capital Certification	**Competency Improvement and Regulatory Policy Compliance**	**2898**
Credit Function Employees	• IT Awareness • Risk Management Certification Levels 4-7 • AML CFT	**Competency Improvement and Regulatory Policy Compliance**	**871**
Managerial Level Employees	• Rupiah Payment Management System (SPPUR) Certification • Risk Management Certification Level 5-7 • Treasury Dealer Certification • Auditor Certification • Compliance Certification • Mutual Fund Sales Agent Representative (WAPERD) Certification • Securities Broker Representative (WPPE) Certification • AML CFT • IT Awareness • Human Capital Certification	**Competency Improvement and Regulatory Policy Compliance**	**369**

Realization of Training and Competency Development Costs

According to the Decree of the Directors of Bank Indonesia No. 31/310/KEP/DIR/1999 concerning the Provision of Funds for the Development of the Quality of Human Resources of Commercial Banks, that Banks are required to provide education funds (BPL) of at least 3.5% of the current year's HR expenditure budget/Labor Costs (BTK).

The Bank has realized education and training costs in 2024 of IDR 30,216,501,131,- which is 13% of the 2024 Training Budget

INFORMATION OF SHAREHOLDERS COMPOSITION

KB Bank Share Ownership
As of 1 January 2024

Share Ownership	Number of Shareholders	Number of Shares	Ownership Percentage %
NATIONAL INVESTOR			
Indonesian Individuals	73.808	18.642.139.484	**9.92%**
Cooperatives	30	905.628.839	**0.48%**
Cooperatives	3	4.621.314	**0.00%**
Pension Fund	9	18.236.042	**0.01%**
Insurance	4	11.702.999	**0.01%**
Bank	2	11.702.999	**0.01%**
Limited Company	145	4.412.078.401	**2.35%**
Mutual Funds	4	35.541.900	**0.02%**
SUBTOTAL	74.005	24.049.611.199	**12.80%**
FOREIGN INVESTOR			
Foreign Individuals	83	119.260.685	**0.06%**
Foreign Corporation	97	163.718.667.986	**87.14%**
SUBTOTAL	180	163.837.928.671	**87.20**
TOTAL	**74.185**	**187.887.539.870**	**100%**

KB Bank Share Ownership
as of 31 December 2024

Share Ownership	Number of Shareholders	Number of Shares	Ownership Percentage %
NATIONAL INVENTOR			
Indonesian Individuals	71.218	22.048.104.315	**11.73%**
Cooperatives	30	905.628.839	**0.48%**
Foundation	2	3.099.962	**0.00%**
Pension Fund	8	18.028.342	**0.01%**
Insurance	5	16.830.900	**0.01%**
Bank	2	17.594.220	**0.01%**
Limited Company	138	4.515.688.346	**2.40%**
Mutual Funds	1	13.570.000	**0.00%**
SUBTOTAL	71.404	27.538.544.924	**14.66%**
FOREIGN INVESTOR			
Foreign Individuals	95	168.810.385	**0.90%**
Foreign Corporation	59	160.180.184.561	**85.25%**
SUBTOTAL	154	160.348.994.946	**84.34%**
TOTAL	**71.558**	**187.887.539.870**	**100%**

Composition Of The 20 Largest Shareholders

Composition of the 20 Largest Shareholders of KB Bank

as of 1 January 2024

Shareholders' Name	Number of Shares	Percentage of Ownership %	Status
Kookmin Bank Co, Ltd.	125,655,736,951	66.88%	Foreign Corporation
STIC Eugene Star Holding Inc	31,900,000,000	16.98%	Foreign Corporation
PT Jasa Investindo	1,164,017,200	0.62%	Limited Company
JPMCB NA RE - Vanguard Emerging Markets Stock Index Fund	1,049,160,910	0.56%	Foreign Corporation
Bank of Singapore Limited	947,805,600	0.50%	Foreign Corporation
JPMCB NA RE-Vanguard Total International Stock Index Fund	939,060,826	0.50%	Foreign Corporation
PT Perusahaan Pengelola Aset (Persero)	678,875,412	0.35%	Limited Company
KB Finansia Multi Finance. PT	540,000,000	0.29%	Limited Company
Koperasi Perkayuan APKINDO-MPI (KOPKAP INDO)	460,783,125	0.25%	Cooperative
JPMCB NA RE-Vanguard Fiduciary Trust Company Institutional Total International	443,073,760	0.24%	Foreign Corporation
General Resources Asia Limited	436,038,500	0.23%	Foreign Corporation
New Luck Holdings Limited	432,195,995	0.23%	Foreign Corporation
Heru Budihartono	370,440,900	0.20%	Indonesian Individual
PPA Investasi Efek (AFS)	360,093,219	0.19%	Limited Company
KB Valbury Sekuritas. PT	360,000,000	0.19%	Limited Company
Koperasi Simpan Pinjam Jasa	347,476,000	0.18%	Cooperative
JPMCB NA RE - Blackrock INST TR CO N A Investment FDS For Employee Benefit Trust	305,864,844	0.16%	Foreign Corporation
BNYM RE VANGUARD FTSE ALL-WRLD EX-US SML	279,239,673	0.15%	Foreign Corporation
Alex Lissan	217,500,000	0.12%	Indonesian Individual
DRH. Allen Marbun	200,338,986	0.11%	Indonesian Individual

Composition of the 20 largest Shareholders of KB Bank

as of 31 December 2024

Shareholders' Name	Number of Shares	Percentage of Ownership %	Status
Kookmin Bank Co, Ltd.	125,655,736,951	66.88%	Foreign Corporation
STIC Eugene Star Holding Inc	31,900,000,000	16.98%	Foreign Corporation
PT Jasa Investindo	1,164,017,200	0.62%	Limited Company
Bank of Singapore Limited	947,805,600	0.50%	Foreign Corporation
PT Perusahaan Pengelola Aset (PERSERO)	678,875,412	0.36%	Limited Company
KB Finansia Multi Finance. PT	540,000,000	0.29%	Limited Company
Koperasi Perkayuan APKINDO-MPI (KOPKAP INDO)	460,783,125	0.25%	Cooperative

Composition of the 20 largest Shareholders of KB Bank
as of 31 December 2024

Shareholders' Name	Number of Shares	Percentage of Ownership %	Status
General Resources Asia Limited	436,038,500	0.23%	Foreign Corporation
New Luck Holdings Limited	432,195,995	0.23%	Foreign Corporation
Heru Budihartono	370,440,900	0.20%	Indonesian Individual
PPA Investasi Efek (AFS)	360,093,219	0.19%	Limited Company
KB Valbury Sekuritas. PT	360,000,000	0.19%	Limited Company
Koperasi Simpan Pinjam Jasa	347,476,000	0.18%	Cooperative
Ki Sun Seo	244,455,300	0.13%	Indonesian Individual
Alex Lissan	218,510,000	0.12%	Indonesian Individual
PT Berlian Tambang Indonesia	201,329,300	0.11%	Limited Company
DRH. Allen Marbun	200,338,986	0.11%	Indonesian Individual
Nurwati B.	195,590,600	0.10%	Indonesian Individual
Go Kiong Hwoo	193,576,200	0.10%	Indonesian Individual
BCSL Client A/C PB Cayman Clients	180,344,200	0.10%	Foreign Corporation

Composition of Shareholders with Share Ownership of 5% or more

Composition of Shareholders with Share Ownership of 5% or more
as of 1 January 2024

Shareholders' Name	Number of Shares	Percentage of Ownership	Status
Kookmin Bank Co, Ltd.	125,655,736,951	66.88%	Foreign Corporation
STIC Eugene Star Holdings Inc.	31,900,000,000	16.98%	Foreign Corporation

Composition of Shareholders with Share Ownership of 5% or more
as of 31 December 2024

Shareholders' Name	Number of Shares	Percentage of Ownership	Status
Kookmin Bank Co, Ltd.	125,655,736,951	66.88%	Foreign Corporation
STIC Eugene Star Holdings Inc.	31,900,000,000	16.98%	Foreign Corporation

Composition of Shareholders with Ownership of Less than 5%

Composition of Shareholders with Ownership of Less than 5% of Bank Shares
as of 1 January 2024

Shareholders' Name	Number of Shares	Percentage of Ownership	Status
Indonesian Individual	73,808	18,642,139,484	9.92%
Cooperative	30	905,628,839	0.48%
Foundation	3	4,621,314	0.00%
Pension Fund	9	18,236,042	0.01%

Composition of Shareholders with Ownership of Less than 5% of Bank Shares
as of 1 January 2024

Shareholders' Name	Number of Shares	Percentage of Ownership	Status
Insurance	4	11,702,999	0.01%
Bank	2	19,662,220	0.01%
Limited Company	145	4,412,078,401	2.35%
Mutual Funds	4	35,541,900	0.02%
Sub Total	**74,005**	**24,049,611,199**	**12.80%**
FOREIGN			
Foreign Individual	83	119,260,685	0.06%
Foreign Corporation	95	6,162,931,035	3.28%
Sub total	**178**	**6,282,191,720**	**3.34%**
Total	**74,183**	**30,331,802,919**	**16.14%**

Composition of Shareholders with Ownership of Less than 5% of Bank Shares
as of 31 December 2024

Shareholders	Number of Shareholders	Number of Shares	Percentage of Ownership %
Indonesian Individual	71,218	22,048,104,315	11.73%
Cooperative	30	905,628,839	0.48%
Foundation	2	3,099,962	0.00%
Pension Fund	8	18,028,342	0.01%
Insurance	5	16,830,900	0.01%
Bank	2	17,594,220	0.01%
Limited Company	138	4,515,688,346	2.40%
Mutual Funds	1	13,570,000	0.00%
Sub Total	**71,404**	**27,538,544,924**	**14.64%**
FOREIGN			
Foreign Individual	95	168,810,385	0.90%
Foreign Corporation	57	2,624,447,610	1.39%
Sub total	**152**	**2,793,257,995**	**2.29%**
Total	**71,556**	**30,331,802,919**	**16.93%**

Share Ownership by the Board of Commissioners and Directors

Share Ownership by Members of the Bank's Board of Commissioners and Directors
as of 1 January 2024

Name of Shareholder	Position	Number of Shares	Percentage of Ownership %
Board of Commissioners			
Jerry Marmen	President Commissioner	-	-
Seng Hyup Shin	Deputy President Commissioner	2,300,000	0.0012241%
Nanang Supriyatno	Commissioner	-	-
Tippy Joesoef	Independent Commissioner	-	-
Hae Wang Lee	Independent Commissioner	-	-

Share Ownership by Members of the Bank's Board of Commissioners and Directors

as of 1 January 2024

Name of Shareholder	Position	Number of Shares	Percentage of Ownership %
Stephen Liestyo	Independent Commissioner	-	-
Sukriansyah S. Latief*	Independent Commissioner	-	-
Eugene K Galbraith**	Independent Commissioner	-	-
Directors			
Woo Yeul Lee	President Director	8,500,000	**0.0045240%**
Robby Mondong	Vice President Director	1,107,000	**0.0005892%**
Helmi Fahrudin	Directors	482,951	**0.0002570%**
Dodi Widjajanto	Directors	1,000,088	**0.0005323%**
Yohanes Suhardi***	Directors	574,800	**0.0003059%**
Henry Sawali	Directors	200,000	**0.0001064%**
Young Eun Moon****	Directors	-	-
Jung Ho Han	Directors	-	-
Jang Hyuk Im	Directors	-	-

*) No longer serves as Independent Commissioner of the Bank as of 28 June 2024
**) No longer serves as Independent Commissioner as of 28 June 2024
***) No longer serves as Director of the Bank as of 28 June 2024
****) No longer serves as Director of the Bank as of 28 June 2024

Share Ownership by Members of the Bank's Board of Commissioners and Directors

as of 31 December 2024

Name of Shareholder	Position	Number of Shares	Percentage of Ownership %
Board of Commissioners			
Jerry Marmen	President Commissioner	-	-
Seng Hyup Shin	Deputy President Commissioner	2,300,000	**0.0012241%**
Nanang Supriyatno	Commissioner	-	-
Tippy Joesoef	Independent Commissioner	-	-
Hae Wang Lee	Independent Commissioner	-	-
Stephen Liestyo	Independent Commissioner	-	-
Directors			
Woo Yeul Lee	President Director	11,800,000	**0.0062804%**
Robby Mondong	Vice President Director	5,107,000	**0.0027181%**
Helmi Fahrudin	Directors	2,483,951	**0.0013220%**
Dodi Widjajanto	Directors	2,000,088	**0.0010645%**
Henry Sawali	Directors	1,600,000	**0.0008516%**
Jung Ho Han	Directors	11,983,400	**0.0063780%**
Jang Hyuk Im	Directors	-	-

Purchase/Sales of Shares for the Board of Commissioners and the Board of Directors

In accordance with Financial Services Authority Regulation No.11/POJK.04/2017 regarding Ownership Reports or Any Changes in Ownership of Public Company Shares, each member of the Board of Commissioners and Directors is required to submit information to the Bank regarding ownership and any changes in ownership of Bank shares.

As for 2024, the Bank has reported to the Financial Services Authority transactions for the purchase and/or sale of shares Bank owned by the Board of Directors, with the following details:

No	Name	Position	Transactions	Number of Shares Before Transaction	Number of Purchase/ Sales (shares)	Share Price (IDR)	Number of Shares After Transaction (shares)	Transaksi Transaction Date	Reporting
1	Woo Yeul Lee	President Director	-	-	-	-	-	-	-
2	Robby Mondong	Vice President Director	-	-	-	-	-	-	-
3	Helmi Fahrudin	Directors	-	-	-	-	-	-	-
4	Dodi Widjajanto	Directors	Purchase	1.000.088	1.000.000	56	2.000.088	July 3, 2024	Reported to OJK through letter No. 14620/SKPR/ VII/2024 dated July 3, 2025.
5	Henry Sawali	Directors	Purchase	200.000	1.400.000	50	1.600.000	July 3, 2024	Reported to OJK through letter No. 14675/SKPR/ VII/2024 dated July 5, 2025.
6	Helmi Fahrudin	Directors	Purchase	482.951	2.000.000	54	2.482.951	July 5, 2024	Reported to OJK through letter No. 14774/SKPR/ VII/2024 dated July 5, 2025.
7	Woo Yeul Lee	President Director	Purchase	8.500.000	3.300.000	55	11.800.000	July 5, 2024	Reported to OJK through letter No. 14970/SKPR/ VII/2024 dated July 8, 2025.
8	Jung Ho Han	Directors	Purchase	0	2.000.000 1.633.100	55	3.633.100	July 5, 2024 July 6, 2024	Reported to OJK through letter No. 18944/SKPR/ VIII/2024 dated August 7, 2025.
9	Jung Ho Han	Directors	Purchase	3.633.100	6.849.300 1.000	73 64	10.483.400	August 23, 2024	Reported to OJK through letter No. 21282/SKPR/ VIII/2024 dated August 23, 2025.
10	Helmi Fahrudin	Directors	Purchase	2.482.951	1.000	54	2.483.951	August 26, 2024	Reported to OJK through letter No. 22687/SKPR/ IX/2024 dated September 3, 2025.
11	Jung Ho Han	Directors	Purchase	10.483.400	1.500.000	65	11.983.400	September 9, 2024	Reported to OJK through letter No. 23806/SKPR/ IX/2024 dated September 10, 2025.

Share Listing and/or Issuance Chronology

Share Listing and/or Issuance Chronology

No.	Date	Corporate Action	Price Nominal (IDR)	Offering Price (IDR)	Published Share Amount	Issued and Paid-Up Capital		
						Stock Amount	Total Nominal Value(IDR)	Total Offering Price (IDR)
1	30 June 2006	iInitial Public Offering	100	350	843,765,500	5,603,765,550	84,376,550,000	295,317925,000
2	30 exchange days since July 10, 2007	MSOP	100	370	47,864,000	5,651,629,550	47,864,000,000	17,709,680,000
3	30 exchange days since November 1, 2007	MSOP	100	370	39,370,500	5,691,000,050	39,370,500,000	14,567,085,000
4	30 exchange days since July 10, 2008	MSOP	100	370	740,500	5,691,740,550	740,500,000	273,985,000
5	30 exchange days since November 1, 2008	MSOP	100	370	780,500	5,692,521,050	780,500,000	288,785,000
6	30 exchange days since July 10, 2009	MSOP	100	370	7,156,500	5,699,677550	7,156,500,000	2,647905,000
7	30 exchange days since November 1, 2009	MSOP	100	370	1,092,000	5,700,769,550	1,092,000,000	404,040,000
8	November 26, 2009	Limited Public Offering (PUT) I	100	415	286,050,768	5,986,820,318	28,605,076,800	118,711,068,720
9	30 exchange days since July 10, 2010	MSOP	100	370	129,687500	6,116,507,818	129,687500,000	47,984,375,000
10	30 exchange days since November 1, 2010	MSOP	100	370	16,254,500	6,132,762,318	16,254,500,000	6,014,165,000
11	January 26, 2011	Limited Public Offering (PUT) II	100	520	1,787,960,495	7,920,722,813	178,796,049,500	929,739,457,400
12	30 exchange days since July 10, 2011	MSOP	100	370	12,705,000	7,933,427,813	12,705,000,000	4,700,850,000
13	30 exchange days since November 1, 2011	MSOP	100	370	269,000	7,933,696,813	269,000,000	99,530,000
14	30 exchange days since July 10, 2012	MSOP	100	370	14,346,000	7,948,042,813	14,346,000,000	5,308,020,000
15	30 exchange days since November 1, 2012	MSOP	100	370	680,500	7,948,723,313	680,500,000	251,785,000
16	30 exchange days since January 2, 2013	MSOP	100	370	352,500	7,949,075,813	352,500,000	130,425,000
17	30 exchange days since May 25, 2013	MSOP	100	370	9,954,500	7,959,030,313	9,954,500,000	3,683,165,000
18	January 7, 2014	Limited Public Offering (PUT) III	100	660	1,106,252,141	9,065,282,454	110,625,214,100	730,126,413,000
19	July 27, 2018	Limited Public Offering (PUT) IV	100	570	2,565,288,316	11,651,908,748	256,528,831,600	1,462,214,340,120
20	July 30, 2020	Limited Public Offering (PUT) V	100	180	4,660,763,499	16,312,672,247	466,076,349,900	838,937,429,820
21	September 21, 2020	Private Placement	100	190	16,360,578,947	32,673,251,194	1,636,057,894,700	3,108,509,999,930

Share Listing and/or Issuance Chronology

No.	Date	Corporate Action	Price Nominal (IDR)	Offering Price (IDR)	Published Share Amount	Issued and Paid-Up Capital		
						Stock Amount	Total Nominal Value(IDR)	Total Offering Price (IDR)
22	November 8, 2021	Limited Public Offering (PUT) VI	100	200	35,214,288,984	**67,887,540,178**	**7,000,000,000,000**	**7,042,857,796,800**
23	May 5, 2023	Limited Public Offering (PUT) VII	100	100	119,999,999,692	**187,887,539,870**	**18,999,999,969,200**	**11,999,999,969,200**

Chronology of Share Issuance

In July 2006, the Bank conducted an Initial Public Offering of 843,765,500 Series B shares with a nominal value of IDR 100 (full value) per share with a selling price of IDR 350 (full value) per share to the public through the capital market in accordance with applicable statutory provisions. This Initial Public Offering of Series B shares to the public has received an effective statement from BAPEPAMLK through letter No.S-825/BL/2006 dated 30 June 2006. The shares offered began trading on the Indonesia Stock Exchange on 10 July 2006 and at the same time 99% of the Bank's shares were also listed. All class A shares of 0.31% and class B shares of 0.69% owned by Kopelindo and Kopkapindo respectively were proportionally not listed in order to comply with government regulations.

On 26 October 2009, the Bank submitted a Registration Statement in connection with the Limited Public Offering I to BAPEPAM-LK via letter No. 7548/DIR/X/2009 in the context of issuing Pre-emptive Rights (HMETD) to shareholders. The shares offered are 286,050,768 new class B ordinary shares ("New Shares") with a nominal value of IDR 100 (full value) per share with an offering price of IDR 415 (full value) per share.

The Bank obtained an effective statement from BAPEPAMLK to conduct Limited Public Offering I through letter No. S-10319/BL/2009 dated 26 November 2009. On 26 November 2009, the Bank held an Extraordinary General Meeting of Shareholders to approve the implementation of Limited Public Offering I for the purpose of issuing HMETD. Limited Public Offering I was held from 4 December 2009 to 10 December 2009. The amount of funds obtained from the Limited Public Offering I amounted to IDR 118.71 billion (for 286,050,768 class B ordinary shares), of which IDR 62.95 billion (for 151,699,698 class B ordinary shares) were obtained from the public and IDR 55.76 billion (for 134,351,070 class B ordinary shares) were obtained from the All Indonesia Bulog Employees Cooperative (Kopelindo) and the Bulog Bina Sejahtera Warga Foundation (Yabinstra) who acted as buyers standby buyers with respective proportions of 89.83% and 10.17%. The funds obtained from the Limited Public Offering I were received by the Bank in December 2009.

On 20 December 2010, the Bank submitted a Registration Statement in connection with the Limited Public Offering II to BAPEPAM-LK via letter No. 11754/DIR/XII/2010 in the context of issuing Pre-emptive Rights (HMETD) to shareholders. The shares offered are 2,051,366,765 new class B ordinary shares ("New Shares") with a nominal value of IDR 100 (full value) per share with an offering price of IDR 520 (full value) per share.

The Bank obtained an effective statement from BAPEPAM-LK to conduct Limited Public Offering II through letter No. S-771/BL/2011 dated 26 January 2011. On 26 January 2011, the Bank held an Extraordinary General Meeting of Shareholders to approve the implementation of Limited Public Offering II for the purpose of issuing HMETD. Limited Public Offering II was held on 10 February 2011-17 February 2011. The amount of funds obtained from the Limited Public Offering II amounted to IDR 929.74 billion (for 1,787,960,495 class B ordinary shares), of which IDR 921.10 billion (for 1,771 ,342,921 class B ordinary shares) were obtained from the public and Rp. 8.6 billion (for 16,617,574 class B ordinary shares) were obtained from the Bank Bukopin Jakarta Employee Cooperative (KKBJ) and the Indonesian Fisheries Cooperative Parent (IKPI). The funds obtained from the Limited Public Offering II were received by the Bank in February 2011.

On 28 October 2013, the Bank submitted a Registration Statement in connection with the Limited Public Offering III to the Financial Services Authority via letter No. 13308/DIR/X/2013 in the context of issuing Pre-emptive Rights (HMETD) to shareholders. The shares offered are a maximum of 2,659,505,614 new class B ordinary shares ("New Shares") with a nominal value of IDR 100 (full value) per share with an offering price of IDR 660 (full value) per share. The Bank obtained an effective statement from the Financial Services Authority to conduct Limited Public Offering III through letter No. S-424/D.04/2013 dated 12 December 2013. On 11-13 December 2013, the Bank held an Extraordinary General Meeting of Shareholders to approve the implementation of Limited Public Offering III for the issuance of HMETD. Limited Public Offering III was held on 30 December 2013-7 January 2014. The amount of funds obtained from the Limited Public Offering III was IDR 730.13 billion (for 1,106,252,141 class B ordinary shares), of which IDR 9.29 billion (for 14,076,556 class B ordinary shares) was obtained from the public, amounting to IDR 343.41 billion (for 520,319,150

class B ordinary shares) was obtained from the Indonesian Bulog Employees Cooperative (Kopelindo) and IDR 377.42 billion (for 571,856,435 class B ordinary shares) from PT Bosowa Corporindo. The funds obtained from this Limited Public Offering III have been received by the Bank up to 31 December 2013 amounting to IDR 587.49 billion and up to 9 January 2014 amounting to IDR 730.13 billion.

On 4 May 2018, the Bank submitted a Registration Statement in connection with the Limited Public Offering IV to the Financial Services Authority via letter No. 06529/ DIR/V/2018 in the context of issuing Pre-emptive Rights (HMETD) to shareholders. The shares offered are a maximum of 2,565,288,316 new class B ordinary shares ("New Shares") with a nominal value of IDR 100 (full value) per share with an offering price of IDR 570 (full value) per share. The Bank obtained an effective statement from the Financial Services Authority to conduct Limited Public Offering IV through letter No. S-92/D.04/2018 dated 29 June 2018.

On 22 May 2018, the Bank held an Annual General Meeting of Shareholders to approve the implementation of Limited Public Offering IV for the purpose of issuing HMETD. Limited Public Offering IV was held on 13 July 2018-25 July 2018. The amount of funds obtained from the Limited Public Offering IV amounted to IDR 1,462 billion, of which IDR 1,460 billion was obtained from KB Kookmin Bank as a standby buyer, amounting to IDR 1.3 billion was obtained from the public. The funds obtained from this Limited Public Offering IV have been received by the Bank until 25 July 2018 amounting to IDR 1,462,214,340,120.

On 24 October 2019, the Bank held an Extraordinary General Meeting of Shareholders to approve the implementation of Limited Public Offering V with Pre-emptive Rights. The shares offered are a maximum of 4,660,763,499 new class B ordinary shares ("New Shares") with a nominal value of IDR 100 (full value) per share and an offering price of IDR 180 (one hundred and eighty Rupiah) per share. The amount of the Limited Public Offering V is IDR 838,937,429,820 (eight hundred thirty-eight billion nine hundred thirty-seven million four hundred twenty nine thousand eight hundred and twenty Rupiah) and has been listed on the IDX ("PUT V").

On 25 August 2020, the Bank held an Extraordinary General Meeting of Shareholders to approve the implementation of Capital Increases Without Pre-emptive Rights ("PMTHMETD"). Furthermore, on 2 September 2020, the Company issued PMTHMETD of 16,360,578,947 (sixteen billion three hundred sixty million five hundred seventy eight thousand nine hundred forty seven) class B shares with a nominal value of Rp. 100 (one hundred Rupiah) per share with offering price IDR 190 (one hundred and ninety Rupiah) per share. The amount of PMTHMETD is IDR 3,108,509,999,930 (three trillion one hundred eight billion five hundred nine million nine hundred ninety-nine thousand nine hundred and thirty Rupiah) and has been listed on the IDX.

On 8 November 2021, the Bank received an Effective Statement regarding Limited Public Offering (PUT) VI from the Financial Services Authority (OJK). PUT VI itself has issued 35,214,288,984 new class B ordinary shares ("New Shares") with a nominal value of IDR 100 (one hundred) per share.

On 30 November 2022, the Bank held an Extraordinary General Meeting of Shareholders to approve the implementation of Capital Increases using the Pre-emptive Rights (HMETD) scheme, by issuing a maximum of 120,000,000,000 (one hundred and twenty billion) Class B Shares with a nominal value of IDR 100 .00 (one hundred Rupiah) per share. Then in 2023, the Bank submitted a Registration Statement in connection with Limited Public Offering VII (PUT VII) in the context of issuing Pre-emptive Rights (HMETD) to the Financial Services Authority (OJK) in Jakarta with letter No. 02441/ DIR/II/2023 dated 10 February 2023. The Bank has obtained approval regarding the PUT VII plan as stated in the Deed of Meeting Decision Statement No. 109 dated 30 November 2022, made before Aulia Taufani, S.H., Notary in the Administrative City of South Jakarta (Deed No. 109/2022), which essentially approved the Bank's plan to carry out LPO VII by granting Preemptive Rights, by issuing class B shares up to a maximum of 120,000,000,000 shares with a nominal value of IDR 100,- per share.

The Bank conducted PUT VII in order to issue HMETD to the Bank's shareholders for a maximum of 119,999,999,692 class B shares with a nominal value of IDR 100 per share offered through Capital Increase with Pre-emptive Rights (PMHMETD). HMETD was distributed to registered Bank shareholders on 17 May 2023 where each owner of 100,000,000 old Bank shares received 176,762,922 HMETD. Every 1 (one) HMETD can be used to purchase 1 (one) class B share by paying an exercise price of IDR 100 per share. Thus, the Bank obtained funds of
IDR 11,999,999,969,200.-.

Chronology of Issuance and/or Listing of Other Securities

Name of Bonds and Sukuk	Issuance Date	Maturity Date	Tenor (Year)	Coupon	Currency	Nominal (in Billion IDR)	Rating	
							2024	2023
Bond Issuance	31 May 1989	25 May 1994	6	-	Rupiah	30	-	-
Bank Bukopin II Series A Bonds Year 2003	30 June 2003	10 July 2008	5	-	Rupiah	319	*	*
Bank Bukopin II Series B Subordination Bonds Year 2003	30 June 2003	10 July 2008	10	-	Rupiah	236	*	*
Bank Bukopin Syariah Mudharabah Bonds Year 2003	30 June 2003	10 July 2008	6	-	Rupiah	45	*	*
Shelf-registered Subordination Bonds I Bank Bukopin Trance I Year 2012	6 March 2012	6 March 2019	7	9,25% p.a	Rupiah	1.500	*	*
Shelf-registered Subordination Bonds II Bank Bukopin Trance I Year 2015	30 June 2003	30 June 2022	7	12% p.a	Rupiah	400	*	*
Shelf-registered Subordination Bonds II Bank Bukopin Trance II Year 2017	28 February 2017	28 February 2024	7	11% p.a	Rupiah	1,405	*	**idAA (Pefindo)**
SHELF-REGISTERED SUBORDINATION BONDS I BANK BUKOPIN TRANCE I YEAR 2021	9 September 2021	9 September 2024	3	6,25% p.a	Rupiah	1,000	**AAA(idn) Fitch Rating**	**idnAAA (Fitch Ratings)**
SHELF-REGISTERED SUBORDINATION BONDS III BANK BUKOPIN TRANCE I YEAR 2021 SERIES A	9 September 2021	9 September 2026	5	8% p.a	Rupiah	315	**AA(idn) Fitch Rating**	**idnAA (Fitch Ratings)**
SHELF-REGISTERED SUBORDINATION BONDS III BANK BUKOPIN TRANCE I YEAR 2021 SERIES B	9 September 2021	9 September 2028	7	8,90% p.a	Rupiah	685	**AA(idn) Fitch Rating**	**idnAA (Fitch Ratings)**
Senior Unsecured Notes	30 Oktober 2024	30 Oktober 2027	3	5,658% p.a	USD	0.3	**BBB (stable) Fitch Ratings**	-

*) Already Paid

BANK STOCK SUSPENSION

Throughout 2024, no Bank shares will be suspended, so information related to this cannot be presented in this annual report.

BANK GROUP STRUCTURE

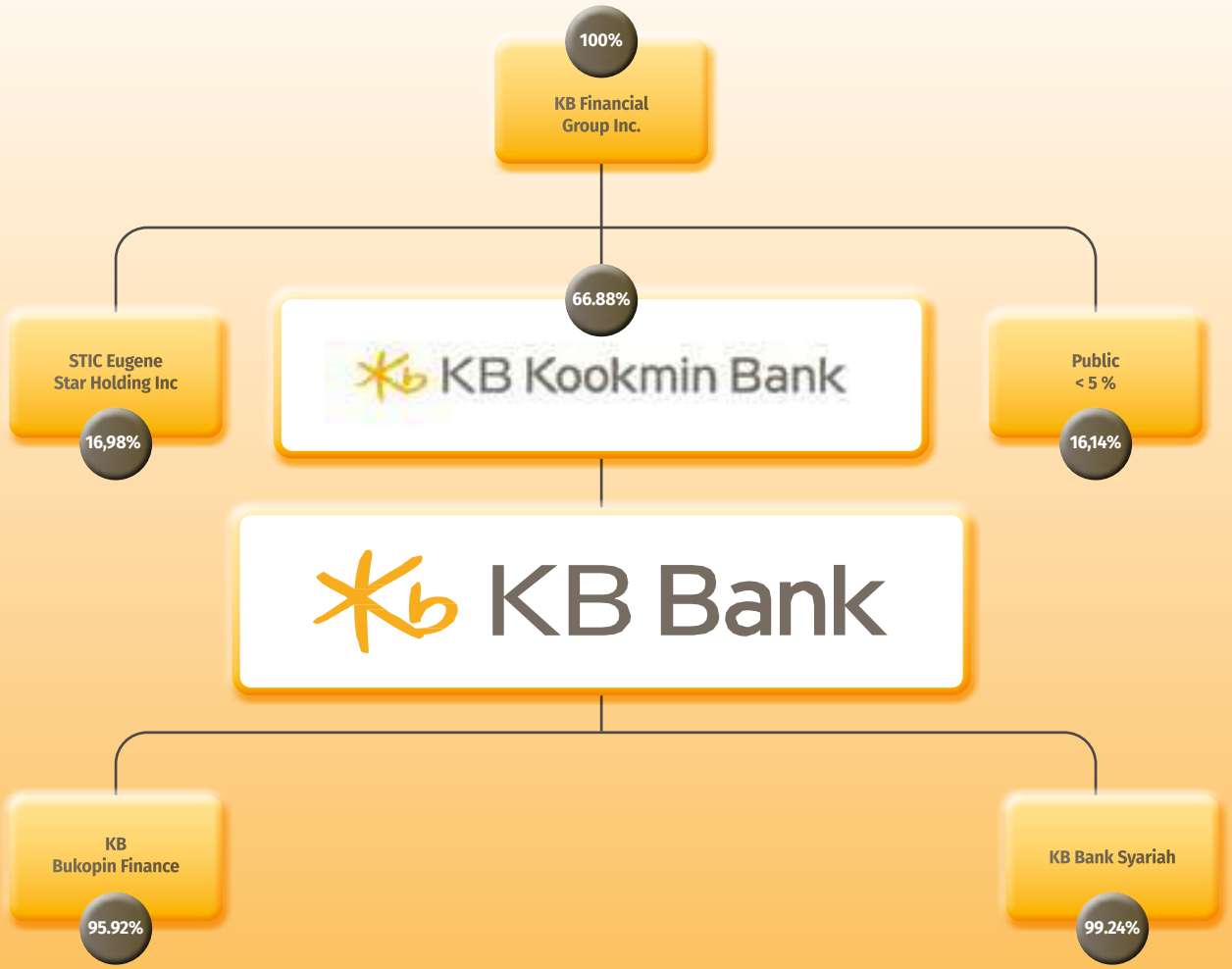

The composition of KB Bank Shareholders up to the fiscal year ending December 31, 2024, is as follows:

Shareholder Name	Number of Shares (Sheets)	Nominal Amount (IDR)	%
KB Kookmin Bank	125,655,736,951	Rp12,565,573,695,100	66.88%
STIC Eugene Star Holding Inc.	31,900,000,000	Rp3,190,000,000,000	16.98%
Public <5%*	30,331,802,919	Rp3,244,426,274,100	16.14%
Total Paid-up and Issued Capital	187,887,539,870	Rp18,999,999,969,200	100%

*) Including Shares of Members of the Board of Commissioners & Directors of the Bank

INFORMATION ON MAJOR AND CONTROLLING SHAREHOLDERS

The major and controlling shareholder of KB Bank is Kookmin Bank Co., Ltd., a banking company from South Korea. KB Kookmin Bank is part of the KB Financial Group, one of the largest financial groups in South Korea. This Korean-based bank was recorded as the bank with the largest net income achievement in Korea throughout 2019. KB Financial Group shares have been listed on the Korea Exchange (KRX) since 10 October 2008 and on the New York Stock Exchange (NYSE) since 29 September 2008. KB Financial Group's total assets as of December 31 2019 reached KRW789.6 trillion (or around IDR 9,326 trillion). The company has expanded its wings into the global market with a network spread across the UK, United States, India, China, Hong Kong, Japan and New Zealand. In Southeast Asia, Kookmin expanded to Cambodia, Vietnam, Laos, Myanmar and Indonesia.

Kookmin Bank Management Board

Name	Position
Lee Jae Keun	President Director
Kim Yeong Ki	Executive Audit Committee
Son Seog Ho	Director
An Gang Hyeon	Non-executive Director
Yoo Yong Keun	Non-executive Director
Seo Tae Jung	Non-executive Director
Moon Sue Bok	Non-executive Director
Kang Nam Che	Senior Managing Director
Kang Soon Bae	Senior Managing Director
Kwak San Up	Senior Managing Director
Kim Jin Sam	Senior Managing Director
Kim Jin Young	Senior Managing Director
Maeng Jin Gyu	Senior Managing Director
Park Ki Eun	Senior Managing Director

Kookmin Bank Management Board

Name	Position
Pak Byoung Gon	Senior Managing Director
Pak Young Sei	Senior Managing Director
Park Chan Yong	Senior Managing Director
Seo Young Ik	Senior Managing Director
Oh Sang Won	Senior Managing Director
Lew Chang Beom	Senior Managing Director
Yook Chang Hwa	Senior Managing Director
Lee Seong Hee	Senior Managing Director
Lee Youung Jig	Senior Managing Director
Lee Jong Min	Senior Managing Director
Lee Taek Yeon	Senior Managing Director
Lee Hyeok	Senior Managing Director
Jang Yeon Soo	Senior Managing Director
Jeong Mun Cheol	Senior Managing Director
Jeong Jin Ho	Senior Managing Director
Choi Seok Mun	Senior Managing Director

Head Office
Yeoido Office
#26, Gukjegeumyung-ro 8-gil
Yeongdeungpo-gu
Seoul. Tel ; 82-2-2073-7114

INFORMATION ABOUT SUBSIDIARIES AND ASSOCIATED ENTITIES

No	Name of Subsidiaries	Establishment Year	Acquiring Year	Line of Business	The Company's Ownership (%)	Status	Address & Contact
1	PT KB Bukopin Finance	1983	1994	Financing	99,24%	Operating	Jl. Melawai No. 66, Kramat Pela, Kebayoran Baru District South Jakarta – 12160 Phone: (021) 2793 6558 – Office (021) 2793 6513 Email: bufincare@bukopinfinance.co.id
2	PT Bank KB Bukopin Syariah	1990	2008	Islamic based banking	95,92%	Operating	Jl. Salemba Raya No. 55 Central Jakarta 10440 Phone: +6221 2300912 Fax: +6221 3148401

SUBSIDIARY ENTITY PROFILE

PT KB Bukopin Finance

PT KB Bukopin Finance is a Subsidiary Entity of KB Bank which was established based on Deed No. 5 dated 11 March 1983 made before Tan A. Sioe, S.H., Notary in Jakarta. This deed of establishment has been approved by the Minister of Justice of the Republic of Indonesia in Decree No. C2-5233.HT.01.01. TH83 dated 29 July 1983 and announced in the State Gazette of the Republic of Indonesia No. 26, along with Supplement No. 432 dated 1 April 1986. The Company obtained a business license as a Financing Company from the Minister of Finance of the Republic of Indonesia in accordance with Decree No. 66/KMK.017/1994 dated 5 March 1994.
The Articles of Association of KB Bukopin Finance underwent several changes, including changing the name to PT Indo Trans Buana Multi Finance in accordance with Deed No. 99 dated 3 May 1991 and the entry of PT Bank Bukopin as a Shareholder in accordance with Deed No. 181 dated 26 December 1994. Furthermore, according to the results of the Extraordinary General Meeting of Shareholders on 7 May 2008, it was approved to change the name from PT Indo Trans Buana Multi Finance to PT Bukopin Finance as stated in the Deed of Notary Amastasia Dau, SH with Deed No. 1 dated 9 June 2008. Based on the results of the Company's Extraordinary General Meeting of Shareholders on 7 May 2008, the name change from PT Indo Trans Buana Multi Finance to PT Bukopin Finance was approved, as stated in the Notarial Deed of Amastasia Dau, SH with Deed Number: 1 dated 9 June 2008.

Based on Notarial Deed Number 6 dated 27 July 2021, the Company PT Bukopin Finance changed its name to PT KB Bukopin Finance.

PT KB Bukopin Finance is engaged in finance lease financing and multifinance. KB Bank's ownership portion in PT KB Bukopin Finance is currently 97.03%.

PT Bank KB Bukopin Syariah

PT Bank KB Bukopin Syariah (hereinafter referred to as the Company) as a bank operating on sharia principles which began with the entry of the PT Bank Bukopin, Tbk consortium into the acquisition of PT Bank Persyarikatan Indonesia (a conventional bank) by PT Bank Bukopin, Tbk., the acquisition process took place in stages from 2005 to 2008, where PT Bank Persyarikatan Indonesia which was previously called PT Bank Swansarindo Internasional was established in Samarinda, East Kalimantan based on Deed Number 102 dated 29 July 1990, is a general bank that obtained the Decree of the Minister of Finance number 1.659/KMK.013/1990 dated 31 December 1990 concerning the Granting of a Merger Permit for 2 (two) Market Banks and the Upgrade of Status to a General Bank under the name of PT Bank Swansarindo Internasional which obtained operational activities based on Bank Indonesia (BI) letter number 24/1/UPBD/PBD2/Smr dated 1 May 1991 concerning the Granting of a Bank Business License General and Relocation of Bank Offices.

PT Bank KB Bukopin Syariah is engaged in Islamic-based banking. KB Bank's ownership portion in PT Bank KB Bukopin Syariah is currently 92.78%.

CAPITAL MARKET SUPPORTING INSTITUTIONS AND PROFESSIONS

Public Accounting Firm (KAP)	
Firm Name	KAP Mirawati Sensi Idris (Firm Member of the Moore Indonesia Network)
Addresss	Intiland Tower 7th Floor, Jl. Jend. Sudirman Kav. 32 Jakarta, Central Jakarta
Public Accountant	Denny Susanto
Assignment Period	2024
Auditing Service Provided	Audit of Consolidated Financial Statements
Auditing Service Fee	IDR2,400,000,000
Non-Auditing Service Provided	-

Securities Administration Bureau	
Institution Name	PT Datindo Entrycom
Address	Jl. Hayam Wuruk No.28, Central Jakarta
Assignment Period	During 2024
Services Provided	Stock Administration Recording

Rating Institution	
Institution Name	Fitch Ratings Indonesia
Address	DBS Bank Tower 24th Floor, Suite 2403, Jl. Prof. DR. Satrio No.Kav 3-5, RT.11/RW.4, Kuningan, Karet, Kuningan, Kota Jakarta Selatan, Daerah Khusus Ibukota Jakarta 12940
Assignment Period	2023 – 2026
Services Provided	Corporate Rating

Rating Agency	
Institution Name	PT Pemeringkat Efek Indonesia (PEFINDO)
Address	Equity Tower 30th Floor Sudirman Central Business District (SCBD) Lot 9 Jl. Jend. Sudirman Kav.52-53 Jakarta 12190, Indonesia
Assignment Period	During 2024
Services Provided	Corporate Rating

Trustee	
Nama Lembaga	PT Bank KB Bukopin Tbk
Alamat	MT Haryono Street Kav 50-51 South Jakarta
Surat Penunjukan	License as Trustee from the Ministry of Finance of the Republic of Indonesia Capital Market Supervisory Agency through letter Number S-2356/PM/2025 dated August 26, 2005
Periode Penunjukan	August 26, 2025 to present
Jasa yang Diberikan	Trustee Service
Biaya Jasa	N/A

Trading Information and Stock Listing	
Institution Name	PT Kustodian Sentral Efek Indonesia
Address	Jakarta Stock Exchange Building Tower I, 5th Floor, South Jakarta
Assignment Period	During 2024
Services Provided	Trading and Stock Listing Services

Legal Consultant	
Institution Name	Gani Djemat & Partners
Address	Equity Tower, Senayan, Kebayoran Baru, South Jakarta City, Jakarta 12190
Assignment Period	2024 - 2025
Services Provided	Legal Service

Legal Consultant	
Institution Name	Soewito Suhardiman Eddy Murthy Kardono (SSEK Law Firm)
Address	Mayapada Tower I, 12th and 14th Floor Jl. Jend. Sudirman Kav. 28 Jakarta, 12920
Assignment Period	2024 - 2025
Services Provided	Legal Service

Legal Consultant	
Institution Name	LSW & Barun
Address	Graha Surveyor Indonesia, Lt 19 Jl. Gatot Subroto.Kavling 56 Jakarta Selatan
Assignment Period	2024 - 2025
Services Provided	Legal Service

Notary	
Institution Name	Aulia Taufani S,H.
Address	Sudirman Tower 18th Floor ABD, Street. Jend. Sudirman, 5, RT.5/RW.3, Senayan, Kebayoran Baru, South Jakarta City, Jakarta 12190
Assignment Period	2022 – 2024
Services Provided	Legal Services for Assistance and Preparation of Deeds for GMS and EGMS



AWARDS AND CERTIFICATION



25 April 2024

Award Name	Companies to Watch in 2024
Category	Top 20 Companies to Watch in 2025
Organizer	Bloomberg Technoz



29 May 2024

Award Name	Best Corporation in Transparent Emission Reduction Practices
Category	Transparency in Emission Reduction (Green Category)
Organizer	Investortrust.id



29 May 2024

Award Name	Best Corporation in Transparent Emission Reduction Practices
Category	Transparency in Emission Calculation (Silver Category)
Organizer	Investortrust.id



30 July 2024

Award Name	Anugerah Ekonomi Hijau
Category	Supporting the Growth of the Electric Vehicle Ecosystem
Organizer	Detik Network



20 November 2024

Award Name	CNBC Indonesia Communication Strategists Awards
Category	The Strategic Communication Excellence
Organizer	CNBC Indonesia



Certificate Name	ISO 27001
Category	IT Security Management Systems
Organizer	Bureau Veritas Indonesia
Valid Until	*May 2025*

INFORMATION ON THE BANK WEBSITE



KB Bank has an official website at www.kbbank.co.id. This website is the Bank's official portal that can be accessed for everyone, anytime, and anywhere, easily and simply, with the aim of providing comprehensive, accurate, and up-to-date information about the Bank to the wider public. The Bank's official website, which is presented in two languages, namely Indonesian and English, is also in accordance with the Financial Services Authority Regulation (POJK) No. 8/POJK.4/2015 concerning the Website of Issuers or Public Companies, which requires the submission of information regarding, among others:

1. General information on the issuer or public company;
2. Information for financiers or investors;
3. Corporate governance information;
4. Corporate social responsibility information

KB Bank website consists of 6 (six) channels with the following content:

Channel name	Content

Solution for You	• Your Daily Solution
	  • Credit Card
	  • Debit Card
	  • KB Bank Prioritas
	• Your Future Solution
	  • Savings
	  • Loans
	  • Wealth Management
	• Solutions for Your Business
	  • MSME
	  • Commercial
	• The Best Service for You
	  • Individual Service
	  • Business Service
	• Promotion

Channel name	Content

About Us	• KB Bank Profile
	  • Our History
	  • Vision & Mission
	  • Business Segments
	  • Subsidiaries
	  • Corporate Culture
	  • Awards
	  • Correspondent Bank
	  • Company Professional Institutions
	  • Contact Us
	• Management Structure
	  • Board of Commissioners
	  • Board of Directors
	  • Committees
	  • Corporate Secretary
	  • Organizational Structure
	• Investors
	  • Investor Relations
	• Social Responsibility
	  • Corporate Social Responsibility Policy
	  • Implementation of Corporate Social Responsibility
	• • Corporate Governance
	  • About Corporate Governance
	  • Charter
	  • Guidelines
	  • Governance Report
	  • Code of Ethics
	  • Whistleblowing System
	  • Privacy Notice

Newest Info	• EXCHANGE RATE
	• Basic Credit Interest Rate (SBDK)
	• • Newsroom
	  • Press Release
	  • News
	• Announcement

Network	• KB Bank Office Network • KB Bank ATM Network
Career	• Work at KB Bank • Job Vacancies
Customer Service	• Complaints Service • Transaction Service

The Company always updates the information presented on the website periodically to provide the most updated information for all stakeholders and the general public. The Company also has social media accounts as part of the openness of information and communication to all stakeholders, including Facebook, X/Twitter, Instagram, and Youtube.


Rp. 50.000

KB Bank



Management Analysis and Discussion

GENERAL OVERVIEW

Global Economic Analysis

As cited from the 2024 Indonesian Economic Report released by Bank Indonesia, it explains that global political tensions that were still high in early 2024 due to the ongoing Russia-Ukraine conflict, increased after Israel's attack on Palestine. Towards the end of 2024, the re-election of President Trump in the United States (US) with the America First policy again increased global uncertainty because it has the potential to change the geopolitical and economic landscape of the world.

Various developments related to the results of the General Election in the US have risked increasing fragmentation of world trade and investment, reducing world economic growth, and then further increasing uncertainty in global financial markets. The rapidly changing dynamics of world geopolitics have influenced global economic developments throughout 2024, and are predicted to continue. Global economic growth in 2024 is projected to slow to 3.2% from 3.3% in 2023 and is projected to remain at 3.2% in 2025, and slow further to 3.1% in 2026.

The divergence of growth patterns between countries also continues along with increasing fragmentation of the global economy and trade. The US economy is projected to remain strong in 2024 and 2025 accompanied by the risk of economic warming originating from the swelling fiscal deficit. Meanwhile, economic growth in China and the European Region is projected to continue to slow down along with weak domestic demand and the impact of trade tariff policies implemented by the US Government. On the other hand, the economic growth prospects for India, Indonesia, and a number of Emerging Market Economies (EMEs) are projected to remain positive, driven by domestic demand, despite facing the potential for slowing exports due to declining global economic growth and fragmentation of world trade.

National Economic Analysis

The Indonesian economy in 2024 remains hindered from various challenges amid increasing global uncertainty. Based on a report from the Central Statistics Agency, the Indonesian economy in 2024, measured by Gross Domestic Product (GDP) at current prices, reached IDR22,139.0 trillion and GDP per capita reached IDR78.6 million or USD4,960.3.

The Indonesian economy in the fourth quarter of 2024 compared to the fourth quarter of 2023 experienced growth of 5.02 percent (y-on-y). In terms of production, the Other Services Business Sector experienced the highest growth of 11.36 percent. Meanwhile, the Export Component of Goods and Services on the expenditure side experienced the highest growth of 7.63 percent. However, the Indonesian economy in 2024 was only recorded to grow by 5.03 percent, slowing down compared to the achievement in 2023 which experienced growth of 5.05 percent (c-to-c). In terms of production, the highest growth occurred in the Other Services Business Sector at 9.80 percent. Meanwhile, the highest growth in terms of expenditure was achieved by the Household Non-Profit Institution Consumption Expenditure Component (PK-LNPRT) at 12.48 percent.

On the other hand, the Indonesian economy in the fourth quarter of 2024 grew by 0.53 percent (q-to-q) compared to the previous quarter. In terms of production, the Government Administration, Defense, and Compulsory Social Security Business Sector experienced the highest growth of 16.63 percent. In terms of expenditure, the Government Consumption Expenditure Component (PK-P) experienced the highest growth of 38.58 percent.

Throughout 2024, the group of provinces in Java Island colored the structure and performance of the Indonesian economy spatially with a contribution of 57.02 percent and economic performance that recorded growth of 4.92 percent (c-to-c)

Indonesia's Economic Growth in the Fourth Quarter of 2024

Q-TO-Q	Y-ON-Y	C-TO-C	GROSS DOMESTIC PRODUCT (GDP) AT CURRENT PRICES	GDP PER CAPITA 2024
0,53%	5,02%	5,03%	IDR22,139.0 Trillion	IDR78,617,420 (US$ 4,960.3)

GROSS DOMESTIC PRODUCT (GDP) GROWTH 2015-2024
(Percent)

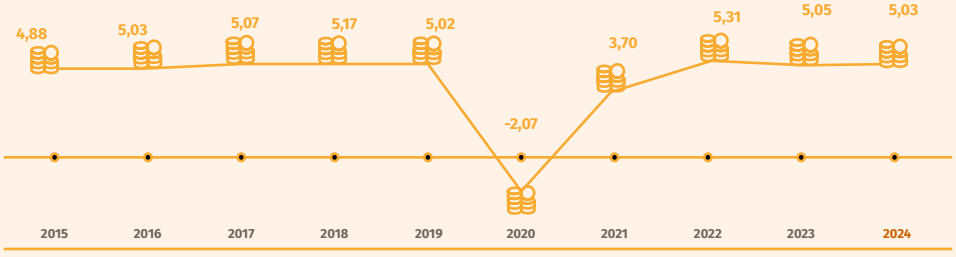



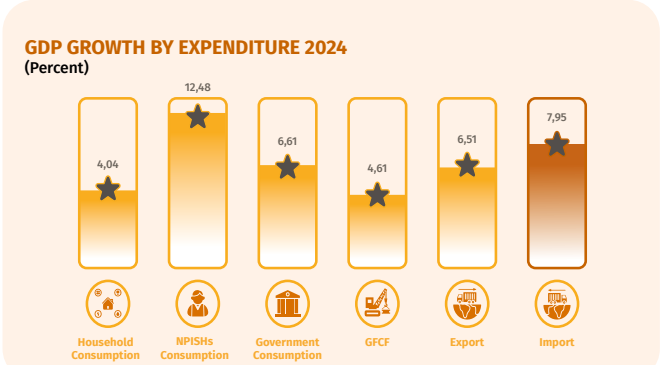



Source: Badan Pusat Statistik

Banking Industry Analysis

The Indonesian banking industry in 2024 shows significant growth, driven by responsive monetary policy and improving economic conditions. According to the Monetary Policy Report for Quarter IV 2024 from Bank Indonesia, Gross Domestic Product (GDP) growth is estimated to reach 5.31% in the fourth quarter of 2024, up from 5.04% in the previous year. This reflects increasing optimism among market players and consumers, which contributes to increased demand for credit in the banking sector.

One important indicator of the health of the banking industry is the non-performing loan (NPL) ratio. Data shows that the NPL ratio is at 2.5%, indicating stability in the quality of banking assets. Bank Indonesia noted that despite global challenges, the banking industry was still able to maintain the NPL ratio below the set threshold of 5%. This shows that banks in Indonesia have implemented good risk management in the face of economic uncertainty.

Non-Performing Loan (NPL) Ratio

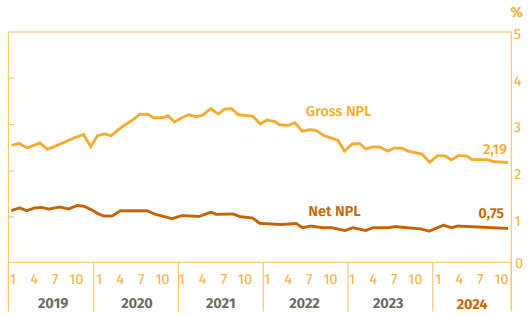

Source: Bank Indonesia, OJK

In terms of liquidity, total third party funds (TPF) experienced positive growth, reaching IDR6,500 trillion by the end of 2024. This growth was driven by increased public trust in the banking system, as well as product innovations offered by banks. Bank Indonesia reported that the average deposit interest rate was in the range of 4.5%, which attracted more customers to place their funds in banks.

Credit disbursed by banks also showed a positive trend, with total credit disbursement reaching IDR5,800 trillion. The sectors that received the most credit were the trade and manufacturing sectors, which absorbed 30% and 25% of total credit respectively. This is in line with the government's efforts to encourage the growth of the real sector through various incentives and stimulus programs.

On the other hand, the growth of the digital economy has also had a positive impact on the banking industry. The volume of electronic money and digital banking transactions has increased rapidly, with the value of digital banking transactions reaching IDR1,200 trillion in 2024. Bank Indonesia noted that this growth was driven by the increasingly widespread adoption of technology among the public, as well as the improvement of digital infrastructure that supports financial transactions.

However, challenges remain, particularly related to global uncertainty that can affect capital flows and investment. The global uncertainty index shows significant fluctuations, with the US dollar exchange rate against the rupiah fluctuating in the range of IDR14,500 to IDR15,000. Bank Indonesia continues to monitor these developments and is ready to take the necessary steps to maintain economic stability.

In order to support the growth of the banking industry, Bank Indonesia also implements an accommodative monetary policy. The current policy interest rate is at 5.75%, which aims to encourage credit and investment growth. This policy is expected to provide the stimulus needed to maintain the momentum of economic growth amidst existing challenges.

Overall, the national banking industry in 2024 showed solid performance with optimistic prospects. With the support of appropriate policies and adaptation to market changes, it is hoped that the banking industry can continue to contribute to Indonesia's economic growth.

KB Bank's Position in the Banking Industry

KB Bank's Position Based on Performance in the Indonesian Banking Industry

(In billions of Rupiah, unless otherwise stated)

DESCRIPTION	KB BANK	INDUSTRY
Main Indicator (Growth)		
Asset	83.075	12.460.955
Credit	47.527	7.942.947
Third Party Fund	46.593	8.837.242
- Giro	6.289	2.751.373
- Savings	6.916	2.850.242
- Deposits	33.388	3.235.627
Equity	7.962	1.852.494
Profit before Tax	(4.904)	323.216
Profit after Tax	(6.329)	255.200
Interest Income	5.454	1.084.816
Interest Expense	(4.301)	535.059
Financial Ratio (Position)		
NIM	1,31%	4,62%
ROA	-7,55%	2,69%
CASA	29,54%	63,39%
CAR	16,38%	26,69%
LDR	103,26%	88,57%
BOPO	192,58%	81,30%
NPL gross	9,06%	2,03%

KB Bank's Position towards Peers Group

Rank	Assets			Credit			Third Party Fund			Profit after Tax		
	Bank	Rp(Tn)	Rank	Bank	Rp(Tn)	Rank	Bank	Rp(Tn)	Rank	Bank	Rp(Tn)	Rank
1	Bank X	82,3	1	Bank X	46,8	1	Bank X	64,0	1	Bank X	1,5	1
2	KB Bank	75,4	2	Bank X	46,2	2	Bank X	48,8	2	Bank X	0,8	2
3	Bank X	66,2	3	Bank X	45,8	3	KB Bank	40,1	3	Bank X	0,5	3
4	Bank X	58,7	4	KB Bank	41,4	4	Bank X	35,1	4	Bank X	0,2	4
5	Bank X	44,4	5	Bank X	13,4	5	Bank X	31,9	5	KB Bank	(7,1)	5



BANK STRATEGY 2024

To accelerate normalization, KB Bank needs to immediately address various strategic issues that are inhibiting factors in sales performance growth in order to achieve a more optimal level. Therefore, the Bank has formulated a comprehensive strategy that will be implemented throughout 2024 to accelerate the increase in sales performance. This strategy is realized through four main agendas that focus on strengthening business fundamentals, optimizing services and products, improving digital capabilities, and developing strategic networks and partnerships. By implementing a structured and results-oriented approach, KB Bank strives to ensure that every initiative taken can have a positive impact on business growth while increasing the Bank's competitiveness in the increasingly dynamic banking industry.

1. Deepening the wholesale and anchor-linked SME and Retail businesses.
   a. Seeking growth opportunities in the commercial segment, namely by redefining the wholesale business segment into 2, namely the corporate segment and the commercial segment. This initiative requires network expansion, human resources, and incentive schemes to drive and activate it, with the hope that this segment can provide relatively higher margins and greater cross-selling opportunities compared to the corporate segment which is currently the bank's mainstay.
   b. Activating cross-selling activities in the wholesale segment to get a follow-on effect on the retail segment, both funding and lending
      - Target a minimum acquisition of 2-5 anchor companies per branch through institutional relationships with BUMN Companies, core debtors and local champions.
      - Create bundling product promotions with transactional banking products and capabilities
      - Promote incentives and closely monitor sales and cross-selling activities in the SME & Retail business segments connected to the anchor companies
      - Transform all sales staff to be oriented towards cross-selling activities in all segments
   c. Building a new business ecosystem, for example in the Electric Vehicle, Agriculture, & Health Industry ecosystems.
      - [EV Business] Collaboration with INDIKA Group, and other related companies in the supply chain and value chain
      - [Agricultural Industry] Capturing every potential opportunity through potential segmentation analysis (sugar, rice, etc.) in the supply chain and value chain
      - [Health Industry] Proactively participating in the ecosystem as a provider of banking services in hospitals, especially collaborating with the captive market of KB Bank Syariah, namely Muhammadiyah-owned hospitals, and so on.
   d. Establishing Customer Profitability Management and developing a return on risk adjusted capital method per product or customer for a more timely and better negotiation process.
2. Increasing sales through CPC restructuring.
   a. Segmenting branches
   b. Building a focused business in each branch by selecting the right people and products according to the characteristics and micro market industry according to each region
   c. Products that have a specific focus
   d. The Bank will focus on targeting businesses that have become the Bank's mainstay and targeting retail credit based on cooperation.
      - *Auto Loan: Channeling with SKBF has been running.*
      - *Personal Loan: Targeting payroll loan cooperation through the Paywatch platform.*
      - *Mortgage Loan: Mortgage strategy is carried out through takeover.*
   e. Redesigning all problematic processes to increase sales cadence and TAT
      - Introducing the RM - AO concept.
      - Sales Cadence: Reimplementing the Sales Stimulation Program tool that has been adopted but has not been met at a certain desired level.
      - Conducting regular benchmarking and reducing unnecessary processes compared to market practice.
   f. Activating business that can generate fee income driven by the head office through B2B partnerships so that it can create a trickle down effect for branches.
   g. Proactively promoting fee income products that are oriented towards branch sales such as Wealth Management, loan related fee income such as trade finance and bank guarantees, transactions such as PPOB and Mini ATM, etc.
   h. Restructuring coverage on SME and Mortgage
      - Reducing SME Centers to 24 and Mortgage Centers to 19.

   The operating model must also be changed in line with the New Branch Model
3. Redesigning the performance-oriented corporate culture.
   a. Formation and Internalization of a Performance-Oriented Corporate Culture
      - Implementing different reward systems, such as performance bonuses, based on individual performance.

- Implementing a flexible salary table with a focus on performance-oriented compensation.
- Operating an incentive system, such as employee stock ownership, that can motivate employees based on improved business performance.

b. Regularly organizing low-performing employees
- Timely budget and target distribution.
- Ownership of KPIs through signing of early year commitments.
- Implementation of Performance Improvement Plan.

4. Conduct profitable promotions and collaborations with KBFG affiliates and subsidiaries
   a. Promotion of Substantially Profitable Collaboration between KB Financial Group Affiliates through Channeling (with KB FMF, SKBF, KBBF, KBBS) and Introduction of Mutual Fund Business and Sales (with KB Valbury, VCM).
   b. Changes in Insurance Management Structure
      - •Reducing dependence on insurance brokers by expanding direct cooperation and only working with bona fide insurance partners.
      - •Updates to the Credit Life Insurance pattern on Pension Loans to increase income and improve credit risk management.

   Utilization of customer information sharing for Marketing purposes.

KB Bank not only focuses on resolving strategic issues, but also strives to present innovation as the main driver of business transformation. In line with this, the Bank has set a strategic agenda "Innovation for Turn Around", which is designed to improve performance and optimize the implementation of efficiency initiatives. Through this strategy, KB Bank is committed to implementing four main agendas in 2024, namely:

1. Continuing cost hunt initiatives and terminating contracts that are detrimental to the Bank.
   a. Identifying and implementing new cost hunting initiatives
      - Negotiating existing contracts and seek new vendors to obtain the best market price that is comparable to the company's profit
      - Arranging routine restructuring processes after the 2nd restructuring: regular layoffs and branch closures to refine and increase branch footprints
      - Planning for centralization of operations before/after NGBS implementation.
   b. Continuous improvement of unfair contracts and termination of transactions with companies involved in unfair contracts and improve contract procedures to prevent unfair contracts in the future.
   c. Establishment of Contract Management System & Budget Management System

Pursuing cost efficiency from idle real estate through the transfer of remaining lease rights for offices with long remaining lease terms, sale of idle real estate through cooperation with property agents and auction companies, synergy cooperation with subsidiaries and affiliates in office use, and issuing DIRE (Real Estate Investment Fund) through cooperation with securities company VCM (Valbury Capital Management)

1. Increasing Manpower capacity and capability
   a. RM capability enhancement
      - Preparing learning syllabus and minimum standard certification – capability per sales function
      - Increasing the number of qualified employees and provide periodic training to further increase qualified employees
      - Education and examination programs must be reflected in RM promotion and assessment
   b. Establishment of a separate recruitment engine department to handle two functions separately (1) HR evaluation and restructuring; (2) Recruitment and talent reallocation.
   c. Building an Efficient Human Resource Operation System through HR IT System Improvement
2. Outlet Strategy Changes
   a. Radical changes in outlet strategy
      - Breaking the Main Branch-Sub Branch model and becoming a self-discretion model like other banks.
      - New branch model to support Business Center (SME & Mortgage).
      - Expanding the application and utilization of co-location for idle real estate by subsidiaries or affiliated companies.
      - Identifying the possibility of using AYDA as a branch office to reduce capital reduction factors.
   b. Expansion into high potential areas based on micro market industry and considering expanding into Jabodetabek area to increase branch footprint
3. Conducting Innovation before NGBS Implementation (SHINE)
   a. Process simplification through Business Process Restructuring – before NGBS adoption through market/competitor benchmarking.
   b. Higher level of centralization of operations & credit support
      - Centralization of regional back office from 6 regions to be centered in Jakarta.
      - Centralization of credit support function (loan disbursement) from main branch to be centered in Jakarta. However, document and collateral storage function remains in the branch.

c. Elimination of unnecessary functions
   - Continuing work-load analysis to identify unnecessary and redundant functions.

d. Eliminating unnecessary functions and merging tasks and responsibilities.

As part of the transformation and performance optimization efforts, KB Bank is also committed to improving asset quality and strengthening risk monitoring mechanisms. In order to ensure the sustainability of a healthy and competitive business, the Bank has formulated three main agendas in 2024 which are focused on improving asset quality and strengthening the monitoring function of the second line of defense.

1. Strengthening Risk and Compliance Functions
   a. Revamping Internal Capital Management System
      - Risk Appetite that focuses on CAR management through the implementation of a limit management system in each segment group.
      - Implementing early warning indicators for proactive response.
      - Encouraging the improvement and automation of the risk indicator calculation process.
   b. Strengthening the fundamental competitiveness of the risk management organization
      - Building a risk management system to enable diverse limit management and monitoring of implementation before/after.
      - Strengthening employee capabilities through recruitment of talented employees and conducting internal development through training and certification programs.
   c. Expanding the Scope of Advanced Credit Risk Management Models
      - Implementing a sophisticated Risk Model through the use of internal and external data for credit rating modeling needs to expand the scope of credit rating model implementation.
      - Exploring the existing Risk Model for Unsecured Credit products.
   d. Strengthening Pre and Post Monitoring to Build Compliance Culture
      - Building a Continuous Quality Assurance Monitoring System to Prevent Financial Incidents & strengthen the “ZERO DEFECT” campaign.
      - Conducting pre-assessment and periodic monitoring of key tasks in the head office department.
      - Enforcing strict disciplinary actions and encouraging regular ethics training.
2. Strengthening Special Asset Management (SAM) and Day Past Due (DPD)
   a. Increasing the number of AO SAM in a measurable manner, and conducting training to improve AO SAM capabilities.
   b. Remapping the Man Power Planning Field Collection combined with hiring more collection agents on the mortgage & pension loan portfolio.
   c. Implementing an Information Technology System for daily performance monitoring needs to monitor the effectiveness of AO SAM activities.
   d. Increasing collaboration between Head Office and Branch Offices to control and mitigate Operational Risks on pension loans: Flagging, Minus Salary, death insurance claims, etc.
   e. Accelerating the GO Live process from the retail collection monitoring application
   f. Establish cooperation with the best Collection Agency to improve the capabilities of external parties in retail collection.
   g. Need to prepare disincentive factors for shifting the good bank portfolio to bad bank. Portfolio transfer policies must be accompanied by knowledge transfer for a better understanding of the debtor's "condition"
3. Prepare preventive actions in connection with the end of Covid-19 relaxation
   a. Cooperation between Risk Management and SAM to conduct stress tests and periodic debtor assessments.
   b. Preparing internal guidelines and periodic restructuring processes to prevent new NPLs and the impact of further capital reduction.
   c. Sales of Individual Non-Performing Loans: Focus on hanging the “low hanging fruits” portfolio
   d. Mapping all good Loan collateral in each branch/head office by making a list of debtors who have high collateral liquidation value, high selling power and have no legal problems
   e. Creating a detailed action plan in each branch and monitor its progress according to the target date
   f. Using external capabilities: cooperation with property agents for Good Mortgage collateral
   g. Continuing to use the strategies that have been implemented: ABS schemes 1 and 2 (mixing balance sheets and off-balance sheets to avoid large discount factors)

In 2024, KB Bank has set strategic steps to increase brand awareness and accelerate the digitalization process, the Bank has formulated three main agendas in 2024 which aim to strengthen competitiveness in the increasingly dynamic banking industry.

1. Increasing brand awareness through brand and logo changes.
   a. Forming TFT Brand and Logo Changes (estimated time 8 months)
      - Analysis of the brand and logo change process through Customer Surveys, New Name Surveys, Activity Timelines, and Cost Analysis.
      - Registration of the Company's brand and logo change initiative through the RBB to the OJK.
      - Approval from the OJK & Kemenkumham.
      - Public Announcement

b. Implementation of Brand and Logo Changes (estimated time 8 months)
   - *Physical touch point → outlet rebranding.*
   - *Credit Cards/Debit Cards.*
   - *E-channel → logo rebranding and UI Design.*
   - *Marketing Communication Activities → Above the line (TVC, Billboard, etc.) and Below the line (Customer Gathering, souvenirs, etc.).*
   - *Corporate Communication.*
   - *Books & Stationery (ID Cards, Business Cards, etc.).*

2. Developing applications that support the Digital ecosystem through B2B and B2C collaborations.
   a. *Retail Digital Apps: Enhance KBStar as one of the leading digital applications for customers by increasing the number of billers.*
      - Obtaining new billers either directly or through B2B partnerships with aggregator companies.
      - Accelerating the launch of digital applications to start sales activities (Android and iOS registration stages).
      - Corporate Digital Application: Maximize sales through cross-sell product bundling and feature enhancements according to customer needs (full features will be available in M18)
      - Head Office-Branch Collaboration to engage in new B2B & B2C partnerships:
      - Exploring new business models with B2B partnerships, such as New Collection Agent partnerships for PPOB and Mini ATMs, Korean remittance via POS, etc.
      - Creating new delivery channels as alternative transaction channels (Indomaret/Alfamart, etc.).
      - Selectively enriching features on delivery channels through direct or aggregators to increase fee income (BPJS, e-money, e-commerce, p2p lending, etc.).
      - Optimizing Open Banking (Open API) in line with B2C partnerships.
      - Implementation of TUNTAS QRIS as an alternative solution for customer transaction channels
      - Utilizing Digital Applications for Integrated Business Collaboration with Affiliates and Subsidiaries
   b. Implementation of TUNTAS QRIS as an alternative solution for customer transaction channels
   c. Utilizing Digital Applications for Integrated Business Collaboration with Affiliates and Subsidiaries.

3. Ensure that the SHINE Project can be completed and implemented properly.
   The implementation of the SHINE Project aims to achieve the Bank's aspirations, namely:
   a. [Customer] "Providing easier and more convenient banking services"
      - Even without visiting a branch, Can Provide the same complete banking services.
      - By integrating branch business processing terminals, So that it can increase the speed of the service process.
   b. [Employee] "Improvement by increasing digital-based business support"
      - By automating manual processing, Increasing work productivity and eliminating operational risks.
      - Easy, fast and reliable integrated Data Search/Analysis/Utilization.
   c. [Bank] "Securing the right infrastructure for a leap forward"
      - To enable One-Stop Banking Service, Integrated & Automated for key processes.
      - By internalizing tasks that have so far relied on outsourcing, Improving the maintenance cost structure
   d. To respond to changes that may occur in the future, Building an open system architecture



OPERATIONAL OVERVIEW PER BUSINESS SEGMENT

A business segment is a group of assets and operational activities that provide products or services with different risk characteristics and return rates compared to other segments. KB Bank classifies business segments based on applicable accounting policies, namely into Operating Segments and Geographical Segments.

In this case, the Company applies PSAK No. 5 (Revised 2009) to ensure transparency in disclosing information, so that users of financial statements can assess the characteristics and financial impacts of business activities and the economic conditions in which KB Bank operates.

In running its business, KB Bank focuses on collecting funds, distributing credit, and providing banking services by developing products that are oriented to customer needs.

In the banking sector, production refers to the achievements obtained from marketing products and services carried out by the Bank. In this report, the production performance of KB Bank as the main entity will be described, while the achievements of the Conventional Segment and Sharia Segment as Subsidiaries will be further explained in the analysis and management discussion in this annual report.

Overall, KB Bank's business segments are divided into two main categories, namely Operating Segments and Geographical Segments. Where the Operating Segment includes the Conventional, Financing, and Sharia groups. Geographical Segments are classified based on operational areas, namely Java, Sumatra, Kalimantan, and other areas.

Operating Segment

Conventional Banking Segment

Conventional Banking consists of Credit products, Fund Products and Other Services.

Credit Products

KB Bank offers various credit products, including Retail Credit, MSME Credit, and Wholesale Credit.

Retail Credit

1. Retail Credit
   a. Pensioner Credit
      KB Bank offers Pensioner Credit as a business capital loan solution for retirees and widows/widowers of retirees who receive monthly pensions. This product is designed to support them to remain productive with various advantages, such as a fast application process, easy requirements, and competitive interest rates. In addition, Pensioner Credit is also equipped with optimal protection through insurance.
      The main features offered include a loan ceiling starting from IDR 1 million to IDR 300 million, as well as a flexible tenor from 1 to 15 years, with a maximum age limit at the time of repayment reaching 75 years.
   b. Pre-Retirement Credit (MPP)
      Pre-Retirement Credit (MPP) is a loan facility provided to Civil Servants (PNS) who are entering the retirement preparation period, namely up to two years before retirement. This product is designed as a financial solution to prepare for the future with optimal protection through insurance.
      The advantages of MPP Credit include easy application process, light requirements, and competitive interest rates. Installment payments can be made both before and after retirement. The available loan ceiling starts from IDR 1 million to IDR 300 million, with a maximum term of 15 years.
   c. Car Ownership Credit
      Car Ownership Credit is a loan facility intended for customers to purchase four-wheeled vehicles, both new and used cars. This product offers a fast application process, light requirements, and flexible payment schemes, making it easier for customers to own their dream vehicle.
   d. Home/Apartment Ownership Credit
      Home/Apartment Ownership Credit is a loan facility provided to customers to meet various needs, such as purchasing, renovating, or increasing the utility value of houses and apartments. This product offers a fast application process, easy requirements, and flexible payment schemes, helping customers realize their dream homes more easily.
   e. Multipurpose Credit (KSG)
      Multipurpose Credit (KSG) is a loan facility provided to customers who are employees in companies with payroll services at KB Bank. This loan can be used for various purposes, such as education costs, weddings, medical care, travel, purchasing household appliances, and other consumer needs.
   f. Back to Back Credit
      Back to Back Credit is a loan facility provided to customers with collateral in the form of savings, deposits, or checking accounts, thus offering a safe and flexible financing solution.

g. Credit Card
KB Bank provides a variety of Credit Card options, including VISA, MASTERCARD, and private label (KB Bank Card), which are designed to meet shopping and cash transaction needs easily and conveniently. With low and competitive interest rates, KB Bank credit cards provide flexibility without interest rate differences between shopping and cash withdrawal transactions. Currently, KB Bank offers various types of credit cards that can be adjusted to customer needs, including:
i) Infinite Credit Card;
ii) World Credit Card;
iii) Platinum Credit Card;
iv) Business Credit Card;
v) Customized Credit Card;
vi) Gold Credit Card;
vii) Classic Credit Card;
viii) Private Label KB Bank Card.

h. Active Civil Servant Credit Channeling BPR
Active Civil Servant Credit Channeling BPR is a loan facility provided to active Civil Servants through cooperation between KB Bank and BPR owned by Regional Government/ City Government throughout Indonesia. This product is designed to assist Civil Servant in opening a business or meeting various other needs, with the advantage of wide reach to remote areas according to the location of the BPR. This credit offers a fast application process, easy requirements, and optimal protection through insurance guarantees. Available features include a loan ceiling ranging from IDR 1 million to IDR 200 million, with a maximum tenor of 15 years or until retirement age.

MSME Credit

KB Bank provides MSME products in two segments, namely Small and Medium Enterprises (SME) Credit and Micro Credit.

1. SME Credit
UMKM Credit is a financing facility that includes two types of products, namely Cash Loan and Non-Cash Loan. Cash Loan products consist of Working Capital Credit, Investment Credit, and various derivative products or programs developed from these generic products. This credit is designed to support the growth and development of small and medium enterprises with a flexible financing scheme and according to business needs.
   a. Cash Loan Products
      i) Working Capital Credit (KMK)
      Is a short-term credit facility provided to debtors to finance the procurement of current assets and/or replace trade debts, temporarily finance routine (daily) operational activities of the company, down payments, cash reserves, or other working capital components according to the character of the debtor's business with a maximum repayment period of 1 (one) year.
      ii) Investment Credit (KI)
      Is a medium-term and long-term credit facility provided to debtors to finance the procurement of fixed assets and/or to finance the need for capital goods, including for rehabilitation, modernization, expansion, new projects, takeovers and refinancing with a repayment period of between 3 (three) to 10 (ten) years that have derivative products.
   b. Non-Cash Loan Products
   Non-Cash Loan Products include Letter of Credit (L/C), Domestic Documented Credit Letter (SKBDN) and Bank Guarantee/SBLC/Demand Guarantee.
      i) Letter of Credit (L/C)
      Is an instrument or written promise issued by a Bank (issuing Bank) at the request and written instructions of the Debtor/customer (applicant).
      ii) Domestic Documented Credit Letter (SKBDN)
      Commonly known as Domestic "Letter of Credit" (SKBDN) is any written promise based on a written request from the applicant that binds the opening Bank.
      iii) Bank Guarantee
      Is a promise with certain terms and conditions regulated and stipulated in the Bank guarantee agreement between the Bank and the Debtor/Principal stating that upon the Principal's request, for a certain period of time, a certain amount and certain purposes, the Bank will pay the Principal's obligations to the Obligee, if the Principal defaults (breaks the promise) to the Obligee.
2. Micro Credit
   a. People's Business Credit (KUR)
   People's Business Credit (KUR) is a financing facility intended for micro, small, medium enterprises, and cooperatives that have feasible business potential but do not yet fully meet banking requirements (bankable). This credit can be used for working capital or investment, with a direct or indirect financing scheme (linkage), and is equipped with a guarantee from the Credit Guarantee Institution.
   b. Swamitra Non-Fixed Capital Credit
   Swamitra is a form of cooperation between KB Bank and cooperatives in developing and modernizing Savings and Loan Businesses (USP) through the use of technology and management system support. This partnership allows USP to provide broader financial transaction services, while

still complying with applicable laws and regulations. Non-Fixed Capital Credit (MTT) is a loan facility provided by KB Bank to cooperatives as working capital to support the operational activities of Swamitra savings and loan businesses.

Wholesale Credit

Wholesale Credit is a credit facility provided with a credit limit of more than IDR200 billion. In this segment, there are three main types of products, namely Working Capital Credit, Investment Credit, and Syndicated Credit.

1. Working Capital Credit
   Working Capital Credit is a short-term financing facility provided to meet the debtor's working capital needs, with a maximum repayment period of one year. This credit is designed to help customers increase liquidity, meet funding needs, and run the company's daily operations optimally.
2. Investment Credit
   Investment Credit is a medium and long-term financing facility provided to debtors to support the procurement of fixed assets, development of facilities, or construction of projects that support the smooth running of the business. This credit aims to fund business operations, production of goods or services, with a return of funds sourced from the commercialization of the project. The repayment period for this credit ranges from 3 to 10 years.
3. Syndicated Credit
   Syndicated Credit is a financing facility provided to debtors through cooperation between several banks to jointly fund a project. This scheme allows for large-scale funding with risks distributed among lenders.

Credit Product Profitability

As of December 31, 2024, total credit disbursed by KB Bank was recorded at IDR47.53 trillion, indicating a decrease of 3.83% or a decrease of IDR1.89 trillion. The decrease was due to the Company's strategy to reduce poor quality portfolios, namely reducing LAR through various schemes, covering intensive collection, portfolio sales and write-offs.

Credit Product Performance

(in billion Rupiah)

Product	2024		2023		Increase (Decrease)	
	Total (IDR)	Composition (%)	Total (IDR)	Composition (%)	Nominal (IDR)	Percentage (%)
MSME Credit	11.619	24,45%	15.633	31,63%	(4.014)	-25,68%
Consumer Credit	14.754	31,04%	12.458	25,21%	2.296	18,43%
Wholesale Credit	21.154	44,51%	21.328	43,16%	(173)	-0,81%
Total	**47.527**	**100,00%**	**49.419**	**100,00%**	**(1.891)**	**-3,83%**

Retail Credit Product Performance

(in billion Rupiah)

Product	2024		2023		Increase (Decrease)	
	Total (IDR)	Composition (%)	Total (IDR)	Composition (%)	Nominal (IDR)	Percentage (%)
MSME Credit	11.619	44,06%	15.633	55,65%	(4.014)	-25,68%
Consumer Credit	14.754	55,94%	12.458	44,35%	2.296	18,43%
TOTAL	**26.373**	**100,00%**	**28.091**	**100,00%**	**(1.718)**	**-6,12%**

In 2024, retail credit performance decreased by 6.12% or decreased by IDR1.72 trillion when compared to the previous year which was recorded at IDR28.10 trillion. The descrease was due to the Company's strategy to reduce poor quality portfolios, namely reducing LAR through various schemes, covering intensive collection, portfolio sales and write-offs.

Credit Card

KB Bank has been developing the Credit Card business since 2003, making it one of the mature business segments. This business remains a promising choice with bright prospects in providing easy services for customers.

Through KB Bank VISA, MASTERCARD, and private label (KB Bank Card) Credit Cards, customers can enjoy various conveniences, including shopping transactions and cash withdrawals. In addition, this credit card offers low and competitive interest rates for all types of transactions.

Currently, the Company provides various types of credit cards, including:
1. Infinite Credit Card;
2. World Credit Card;
3. Platinum Credit Card;
4. Business Credit Card;
5. Customized Credit Card;
6. Gold Credit Card;
7. Classic Credit Card;
8. Private label KB Bank Card.

Credit Card Business Performance

The Company is one of the banks in Indonesia that has a license as a Credit Card issuer and card payment recipient through EDC machines. In addition, the Company also has a license to issue private label cards known as KB Bank Card. With the support of regulations and available infrastructure, the Company's credit card business has a great opportunity to continue to grow.

Throughout 2024, KB Bank continues to strive for credit card business growth and payment acceptance by implementing the following strategies:
1. Focus on acquiring Infinite & World Card Credit Cards for Priority customers
2. Distribution of Business Card Credit Cards for the Bank's Strategic Partners, especially corporate customers and subsidiaries & affiliates
3. EDC machine marketing is more focused on Korean Merchants including Restaurants, Supermarkets, Clinics, Cinemas & Car Dealers while other segments focus on anchor merchants and chain stores

2023-2024 Credit Card Business Performance

Description	2024	2023	Growth	
			Difference	Percentage (%)
Total Cardholders	538.783	553.842	(15.059)	-2,72%
Card User (billion IDR)	515	623	(108)	-17,34%
Credit Issued (billion IDR)	380	457	(77)	-16,78%
Fee-based Credit Card (billion IDR)	29	38	(9)	-23,68%
Sales Volume of Merchant (billion IDR)	229	359	(130)	-36,21%
Fee-based Merchant (billion IDR)	4	4	-	0,00%

MSMEs Credit

MSMEs Credit Product Performance

(in billion IDR)

Product	2024		2023		Increase (Decrease)	
	Total (IDR)	Composition (%)	Total (IDR)	Composition (%)	Nominal (IDR)	Percentage (%)
SMEs Credit	10.861	93,47%	14.609	93,45%	(3.749)	-25,66%
Micro Credit	759	6,53%	1.024	6,55%	(266)	-25,94%
Total	11.619	100,00%	15.633	100,00%	(4.014)	-25,68%

KB Bank recorded MSMEs Credit performance in 2024 of IDR11.62 trillion, which is a decrease of 25.68% or equivalent to IDR4.01 trillion when compared to the previous year which was recorded at IDR15.63 trillion. This decline was mainly due to the transfer of problematic SME credit portfolios to other departments or those written off.

SMEs Credit

(in billion IDR)

Product	2024		2023		Increase (Decrease)	
	Total (IDR)	Composition (%)	Total (IDR)	Composition (%)	Nominal (IDR)	Percentage (%)
Working Capital Loan	4.708	43,35%	5.000	34,23%	(292)	-5,84%
Investment Loan	1.862	17,15%	2.762	18,91%	(900)	-32,58%
Equipment Financing	64	0,59%	125	0,85%	(61)	-48,88%
Dealer Financing	512	4,72%	640	4,38%	(127)	-19,89%
Other	3.714	34,19%	6.082	41,63%	(2.369)	-38,94%
Total	**10.861**	**100,00%**	**14.609**	**100,00%**	**(3.749)**	**-25,66%**

By the end of 2024, total SMEs credit was IDR10.86 trillion, which is a decrease of 25.66% or equivalent to IDR3.75 trillion when compared to the position at the end of 2023 which reached IDR14.61 trillion. This was mainly influenced by the transfer of problematic debtors and SME debtors who were written off.

Micro Credit

(in billion IDR)

Product	2024		2023		Increase (Decrease)	
	Total (IDR)	Composition (%)	Total (IDR)	Composition (%)	Nominal (IDR)	Percentage (%)
People's Business Credit	86	0,74%	110	0,71%	(24)	-21,78%
Swamitra Non-Fixed Capital Credit	672	5,79%	914	5,85%	(242)	-26,44%
Total	**759**	**6,53%**	**1.024**	**6,55%**	**(266)**	**-25,94%**

The amount of micro credit in 2024 reached IDR759 billion, which is a decrease of IDR266 billion or equivalent to 25.94% when compared to the position in 2023 which was recorded at IDR1.02 trillion. This was influenced by the bank's policy not to increase Swamitra's current credit exposure, while for People's Business Credit (KUR) products, the decrease was due to the elimination of KUR Center and RM KUR in 2024, so that business units carried out more non-KUR credit processes.

Fee based Income Non Cash Loan

(in billion IDR)

Product	2024		2023		Increase (Decrease)	
	Total (IDR)	Composition (%)	Total (IDR)	Composition (%)	Nominal (IDR)	Percentage (%)
Trade Finance	5,9	80,22%	7.070	62%	-1.170	-16,55%
Bank Guarantee	1.455	19,78%	11.398	38%	-9.943	-87,23%
Total	**7.355**	**100%**	**18.468**	**100%**	**-11.113**	**-60,17%**

KB Bank recorded Total Fee Based Income Non Cash Loan as of December 31, 2024 of Rp7.36 trillion, a decrease of 60.17% or equivalent to Rp11.11 trillion when compared to the position as of December 31, 2023 which was recorded at Rp18.47 trillion. This is due to restrictions on the issuance of Bank Guarantees (BG) in 2024, namely the issuance of BG only for PLN projects guaranteed by PT Asuransi Perisai Listrik Nasional (APLN).

Wholesale Credit

The description of the performance of each product during the fiscal year period is as follows.

Wholesale Product Performance

(in billion IDR)

Product	2024		2023		Increase (Decrease)	
	Total (IDR)	Composition (%)	Total (IDR)	Composition (%)	Nominal (IDR)	Percentage (%)
Working Capital Loan	8.461	40,00%	10.361	48,58%	(1.900)	-18,34%
Investment Loan	5.873	27,76%	6.415	30,08%	(542)	-8,45%
SIndication Credit	6.820	32,24%	4.551	21,34%	2.269	49,86%
Total	21.154	100,00%	21.328	100,00%	(173)	-0,81%

The amount of Wholesale credit until the end of 2024 was recorded at IDR21.15 trillion, which is a decrease of IDR173 billion due to the inclusion of SAM or equivalent to -0.81% when compared to 2023 which was recorded at IDR21.33 trillion. This decrease occurred due to loan expansion.

Wholesale Credit

(in billion IDR)

Product	2024		2023		Increase (Decrease)	
	Total (IDR)	Composition (%)	Total (IDR)	Composition (%)	Nominal (IDR)	Percentage (%)
Koreanlink	6.312	29,87%	4.242	19,89%	2.069	48,77%
Non-Korean	14.843	70,16%	17.085	80,11%	(2.242)	-13,12%
Total	21.154	100,00%	21.328	100,00%	(173)	-0,81%

Throughout 2024, KB Bank recorded a wholesale credit of IDR21.15 trillion, which is a decrease of IDR173 billion or -0.81% compared to the previous year which reached IDR21.33 trillion. This was mainly influenced by remittance/repayment.

Fund Products

The fund products offered by the Company consist of Retail and Wholesale fund products.

1. Retail Segment
   The Retail business segment includes funding for MSMEs and consumers, which are combined to create greater opportunities for marketing funding. This change allows KB Bank to expand funding potential not only from individual customers, but also from business entities or companies.
   The main focus of this segment is to increase the number of customers in the mass affluent (middle) category, build a funding structure with a stable composition of low-cost funds, and encourage an increase in the number of transactions. The Retail funding business strategy is also strengthened by an integrated marketing program that is not only aimed at selling products, but also strengthening KB Bank's image.
   The following are the funding products offered in the Retail business:
   a. Current Account
   b. Third party fund savings that can be withdrawn using an ATM card (individual), check, current account bill, or other equivalent order. The types of current account provided by KB Bank to customers are:
      - General Current Account
        Savings in Rupiah currency to meet the company's daily transaction needs.
      - Foreign Currency Current Account
        Savings in foreign currency to meet the company's daily foreign currency transaction needs.

   c. Savings
      KB Bank offers various types of savings products designed to meet the various needs of customers, both for daily transactions, future financial planning, investments to optimize interest income, to preparing funds for business and religious needs. The following are the types of savings available at KB Bank:
      - KB Bank Tabungan Siaga Savings
        Savings whose withdrawal can only be made according to certain agreed conditions, and cannot be withdrawn by check/ current account bill or equivalent.

- KB Bank Tabungan Siaga Cooperation
  Savings cooperation designed specifically for cooperation between PT Bank KB Bukopin Tbk and companies in the context of payroll (employee salary payment) or other cooperation that has the characteristic of collective savings opening.
- KB Bank Business Tabungan Siaga Savings (Individuals and Business Entities)
  Savings intended for individuals and business entities that are legal entities or not. This savings provides convenience for customers in monitoring their business transactions printed in the savings book. The services provided to business savings account holders are very attractive, including the availability of ATM cards, e-banking, and automatic fund transfer facilities from savings to current accounts or vice versa (SiAgamatic).
- KB Bank Premium Tabungan Siaga Savings
  Savings with interest equivalent to deposits that have various services, conveniences, and flexibility.
- KB Bank Savings Plan
  Savings intended for individuals to meet future needs with a fixed deposit amount each month and can only be withdrawn at certain times according to the agreement.
- KB Bank Dollar Tabungan Siaga Savings
  Savings in foreign currency for customer transaction needs.
- Tabunganku
  Savings which are a Government program intended for individuals without administrative fees.
- Siaga Retirement Savings
  Savings intended to collect funds from retirees including pension payments.
- SIMPEL Savings (Student Savings)
  Savings for students issued nationally by banks in Indonesia, with easy and simple requirements and attractive features, in the context of education and inclusion to encourage a culture of saving from an early age.
- SiAga Digital Savings (KBstar)
  Digital-based individual savings where account opening can be done only through an application that contains various features that can be accessed to carry out various transactions.

d. Deposit
KB Bank provides deposit products as a term deposit solution that offers more competitive interest rates than savings and current accounts. This product is designed to meet the needs of customers who want savings with a certain period of time and more optimal returns. In the Retail business segment, KB Bank offers various deposit options as follows:
- General Deposits
  Term deposits for individual customers and business entities whose withdrawals can only be made at certain times according to the agreement in rupiah currency.
- Foreign Currency Deposits
  Term deposits in foreign currency for individual customers and business entities that can only be withdrawn at certain times according to the agreement.
- Merdeka Deposits
  Term deposits that can be withdrawn at any time according to the agreement between the customer and the Company, with the added value of being free of penalty fees if cashed before maturity.
- Online Deposits
  Term deposits for individual customers that can only be withdrawn at certain times according to the agreement in rupiah currency and can only be accessed online through the KB Bank digital application.

2. Wholesale
The Wholesale fund business acts as a balancing segment in the growth of third-party funds and the Company's liquidity needs. This segment targets state-owned and national private companies by implementing a follow the money strategy and increasing depositor loyalty through operational banking cooperation as the basis for fund placement.
The products and services offered are packaged in an integrated service system, including cash management, host to host (H2H) payments, virtual accounts, and various other transaction services. The main source of funds in the Wholesale business comes from current accounts and deposits with competitive interest rates. Following are the details of Wholesale business fund products:

a. Currect Account
- General Currect Account
  Deposits in Rupiah currency to meet the company's daily transaction needs.
- Foreign Currency Currect Account
  Deposits in foreign currency to meet the company's daily foreign currency transaction needs.

b. Deposit
- KB Bank Rupiah Deposit
  Term deposits for individual customers and business entities whose withdrawals can only be made at certain times according to the agreement in Rupiah currency.
- Foreign Currency Deposits
  Term deposits in foreign currency for individual customers and business entities whose withdrawals can only be made at certain times according to the agreement.
- On Call Deposits
  Term deposits whose withdrawals can only be made with prior notification according to the agreement between the customer and the bank.

Fund Product Productivity

The total number of accounts collected by KB Bank as of December 31, 2024 was recorded at 440,657 units, which is a decrease of -103,783 units or equivalent to -19.06% when compared to 2023 which was recorded at 544,440 units. This was due to the closure of dormant accounts with a balance of 0.

Number of Fund Product Accounts

(in account units)

Product	2024		2023		Increase (Decrease)	
	Total (IDR)	Composition (%)	Total (IDR)	Composition (%)	Nominal (IDR)	Percentage (%)
Retail	438.531	99,52%	542.626	99,67%	(104.095)	-19,18%
Wholesale	2.126	0,48%	1.814	0,33%	312	17,20%
Total	**440.657**	**100,00%**	**544.440**	**100,00%**	**(103.783)**	**-19,06%**

Meanwhile, in 2024, KB Bank recorded funds of Rp46.59 trillion, an increase of 4.03% or equivalent to Rp1.8 trillion when compared to 2023 which reached Rp44.79 trillion. This is the Bank's strategy to increase low-cost funds and reduce COF from third-party placements.

Total Fund of the Fund Product

(in billion IDR)

Product	2024		2023		Increase (Decrease)	
	Total (IDR)	Composition (%)	Total (IDR)	Composition (%)	Nominal (IDR)	Percentage (%)
Retail	29.769	63,89%	30.008	67,00%	(240)	-0,80%
Wholesale	16.824	36,11%	14.781	33,00%	2.044	13,83%
Total	**46.593**	**100,00%**	**44.789**	**100,00%**	**1.804**	**4,03%**

Retail Funds

The Retail business funding segment is obtained through various savings, checking, and deposit products offered to individuals and business entities. The following is a summary of the Company's Retail fund product performance:

Number of Retail Fund Account

(in billion IDR)

Product	2024		2023		Increase (Decrease)	
	Total (IDR)	Composition (%)	Total (IDR)	Composition (%)	Nominal (IDR)	Percentage (%)
Current Account	13.089	2,98%	13.650	2,52%	(561)	-4,11%
Savings	409.311	93,34%	512.298	94,41%	(102.987)	-20,10%
Deposit	16.131	3,68%	16.678	3,07%	(547)	-3,28%
Total	**438.531**	**100,00%**	**542.626**	**100,00%**	**(104.095)**	**-19,18%**

The number of third-party fund accounts in the KB Bank Retail fund segment was recorded to have decreased by 104,095 units compared to 2023 which was recorded at 542,626 units to 438,531 units in 2024. This decrease occurred due to the number of third-party fund accounts in the KB Bank Retail fund segment was recorded to have decreased by 105,984 units from 2023 which was recorded at 542,626 units to 436,642 units in 2024. The decrease occurred due to a decrease in accounts caused by accounts with dormant status and the balance in the account was IDR 0.

Total Third Party Funds from Retail Segment

(in billion IDR)

Product	2024		2023		Increase (Decrease)	
	Total (IDR)	Composition (%)	Total (IDR)	Composition (%)	Nominal (IDR)	Percentage (%)
Current Account	3.358	11,28%	1.763	5,88%	1.594	90,42%
Savings	5.468	18,37%	5.056	16,85%	412	8,16%
Deposit	20.943	70,35%	23.189	77,28%	(2.246)	-9,69%
Total	29.769	100,00%	30.008	100,00%	(240)	-0,80%

KB Bank recorded the Total Third Party Funds of the Retail Segment in 2024 at IDR29.77 trillion, which is a decrease of 0.80% or equivalent to IDR240 billion when compared to the previous year which was recorded at IDR30.01 trillion. This decrease was mainly due to withdrawals from the bank's large customers.

Current Account

As of December 31, 2024, the number of checking accounts in the KB Bank Retail fund segment reached 13,089 units, which is a decrease of 4.11% or equivalent to 561 units when compared to the previous year's achievement of 13,650 units. This was influenced by a decrease in business activity (banking transactions) due to the impact of the limited number of bank branch offices.

Number of Retail Current Accounts

(in account units)

Product	2024		2023		Increase (Decrease)	
	Total (IDR)	Composition (%)	Total (IDR)	Composition (%)	Nominal (IDR)	Percentage (%)
General Current Account	12.625	96,46%	13.127	96,17%	(502)	-3,82%
Foreign Currency Current Account	464	3,54%	523	3,83%	(59)	-11,28%
Total	13.089	100,00%	13.650	100,00%	(561)	-4,11%

Total Retail Current Account Funds

(in billion IDR)

Product	2024		2023		Increase (Decrease)	
	Total (IDR)	Composition (%)	Total (IDR)	Composition (%)	Nominal (IDR)	Percentage (%)
General Current Account	3.140	93,51%	1.722	97,63%	1.418	82,37%
Foreign Currency Current Account	218	6,49%	42	2,37%	176	422,28%
Total	3.358	100,00%	1.763	100,00%	1.594	90,42%

By the end of 2024, the total funds from current account products in the KB Bank Retail fund segment reached IDR3.36 trillion, which is an increase of 90.42% or equivalent to IDR1.59 trillion when compared to the position at the end of 2023 which reached IDR1.76 trillion.

Savings

As of December 31, 2024, the number of savings product accounts in the Retail fund segment reached 409,311 units, which is a decrease of 20.10% or a decrease of 102,987 units when compared to the previous year's achievement of 512,298 units. This decrease was mainly due to the competition with competitors over the existence of digital services that make it easier for customers to transact through digital applications.

Number of Retail Savings Accounts

(in account units)

Product	2024		2023		Increase (Decrease)	
	Total (IDR)	Composition (%)	Total (IDR)	Composition (%)	Nominal (IDR)	Percentage (%)
SiAga KB Bank	57.266	13,99%	65.924	12,87%	(8.658)	-13,13%
SiAga KB Bank Cooperation	56.713	13,86%	53.385	10,42%	3.328	6,23%
SiAga KB Bank Plan	3.997	0,98%	5.187	1,01%	(1.190)	-22,94%
SiAga KB Bank Individual Business	7.391	1,81%	8.463	1,65%	(1.072)	-12,67%
SiAga KB Bank Business Entity	5.120	1,25%	7.194	1,40%	(2.074)	-28,83%
SiAga KB Bank Premium	1.436	0,35%	1.488	0,29%	(52)	-3,49%
SiAga KB Bank Foreign Currency	343	0,08%	283	0,06%	60	21,20%
SiAga KB Bank Retirement	200.093	48,89%	190.276	37,14%	9.817	5,16%
SIMPEL	33.533	8,19%	32.705	6,38%	828	2,53%
Tabungan Rakyat Savings	3.630	0,89%	3.632	0,71%	(2)	-0,06%
SiAga Digital (KBstar)	152.681	37,30%	98.671	19,26%	54.010	54,74%
TabunganKu	43.389	10,60%	48.722	9,51%	(5.333)	-10,95%
Other Savings	30	0,01%	-	0,00%	30	-
Total	**409.311**	**100,00%**	**512.298**	**100,00%**	**(102.987)**	**-20,10%**

Total Funds for Retail Savings Products

(in billion IDR)

Product	2024		2023		Increase (Decrease)	
	Total (IDR)	Composition (%)	Total (IDR)	Composition (%)	Nominal (IDR)	Percentage (%)
SiAga KB Bank	1.144	20,92%	922	18,23%	222	24,09%
SiAga KB Bank Cooperation	195	3,57%	207	4,09%	(12)	-5,66%
SiAga KB Bank Plan	59	1,08%	85	1,68%	(26)	-30,46%
SiAga KB Bank Individual Business	497	9,09%	487	9,63%	10	2,03%
SiAga KB Bank Business Entity	1.027	18,78%	942	18,64%	85	8,99%
SiAga KB Bank Premium	1.254	22,93%	1.433	28,35%	(179)	-12,50%
SiAga KB Bank Foreign Currency	82	1,50%	54	1,06%	28	52,66%
SiAga KB Bank Retirement	381	6,97%	344	6,80%	37	10,87%
SIMPEL	2	0,04%	3	0,05%	(1)	-20,14%
Tabungan Rakyat Savings	184.301	3.370,42%	266.083	5.262,95%	(81.782)	-30,74%
SiAga Digital (KBstar)	24.983	456,88%	19.995	395,49%	4.988	24,95%
TabunganKu	75	1,37%	87	1,73%	(12)	-14,20%
Other Savings	(208.532)	-3813,54%	(285.585)	-5648,70%	77.054	-26,98%
Total	**5.468**	**100,00%**	**5.056**	**100,00%**	**412**	**8,16%**

The total savings product funds in the Retail fund segment up to December 31, 2024 were recorded at IDR5.47 trillion, which an increase of IDR412 billion or 8.16% compared to the position on December 31, 2023, which reached IDR5.06 trillion. This was mainly driven by the CASA campaign program in 2024.

Deposit

Up to December 2024, the number of deposit product accounts in the Retail fund segment was recorded at 16,131 units, which is a decrease of 547 units or 3.28% compared to the position on December 31, 2023, which reached 16,678 units. This was mainly due to a decrease in customer fund placements in deposit products, which affected deposit accounts.

Number of Retail Deposit Product Accounts

(in account units)

Product	2024		2023		Increase (Decrease)	
	Total (IDR)	Composition (%)	Total (IDR)	Composition (%)	Nominal (IDR)	Percentage (%)
General Deposit	12.766	79,14%	14.004	83,97%	(1.238)	-8,84%
Foreign Currency Deposit	243	1,51%	269	1,61%	(26)	-9,67%
Merdeka Deposit	3.106	19,25%	7.533	45,17%	(4.427)	-58,77%
Business Entity Deposit	-	0,00%	2.195	13,16%	(2.195)	-100,00%
Deposit on Call (DOC)	16	0,10%	10	0,06%	6	60,00%
Total	16.131	100,00%	16.678	100,00%	(547)	-3,28%

Total Retail Deposit Product Funds

(in billion IDR)

Product	2024		2023		Increase (Decrease)	
	Total (IDR)	Composition (%)	Total (IDR)	Composition (%)	Nominal (IDR)	Percentage (%)
General Deposit	19.589	93,53%	14.447	62,30%	5.142	35,59%
Foreign Currency Deposit	1.122	5,36%	984	4,25%	138	13,97%
Merdeka Deposit	232	1,11%	348	1,50%	(116)	-33,31%
Business Entity Deposit	-	0,00%	6.771	29,20%	(6.771)	-100,00%
Deposit on Call (DOC)	-	0,00%	639	2,76%	(639)	-100,00%
Total	20.943	100,00%	23.189	100,00%	(2.246)	-9,69%

KB Bank recorded the amount of deposit product funds in the Retail fund segment in 2024 at IDR20.94 trillion, a decrease of IDR2.25 trillion or 9.69% compared to 2023 which was recorded at IDR23.19 trillion. This was mainly driven by the bank's strategy to increase low-cost funds and reduce COF from the third fund placement while maintaining total managed funds stable.

Wholesale Funds

In the Wholesale business segment, the Company offers three types of savings products for Wholesale customers, namely Current Accounts, Savings, and Deposits. The Company proactively utilizes the network of Korean companies operating in Indonesia to encourage the growth of Wholesale funds. The following are details of the performance of Wholesale fund products successfully collected by this business segment:

Number of Wholesale Fund Accounts

(in account units)

Product	2024		2023		Increase (Decrease)	
	Total (IDR)	Composition (%)	Total (IDR)	Composition (%)	Nominal (IDR)	Percentage (%)
Current Account	1.133	53,29%	1.135	62,57%	(2)	-0,18%
General Current Account	941	44,26%	945	52,09%	(4)	-0,42%
Foreign Currency Current Account	192	9,03%	190	10,47%	2	1,05%

Number of Wholesale Fund Accounts

(in account units)

Product	2024		2023		Increase (Decrease)	
	Total (IDR)	Composition (%)	Total (IDR)	Composition (%)	Nominal (IDR)	Percentage (%)
Savings	270	12,70%	132	7,28%	138	104,55%
Deposits	723	34,01%	547	30,15%	176	32,18%
Rupiah Deposits	618	29,07%	510	28,11%	108	21,18%
Foreign Currency Deposits	84	3,95%	29	1,60%	55	189,66%
Deposits on Call (DOC)	21	0,99%	8	0,44%	13	162,50%
Total	**2.126**	**100,00%**	**1.814**	**100,00%**	**312**	**17,20%**

By the end of 2024, the number of product accounts in the Wholesale fund segment was recorded at 2,126 units, which is an increase of 312 units or 17.20% compared to the previous year's position which reached 1,814 units. The increase in the number of accounts occurred because NTB (New To Bank) increased, in line with the achievement of the set business targets. The increase in NTB (New To Bank) itself was influenced by new loan transactions that used the DPK (Third Party Funds) component, hence it had a direct impact on the increase in accounts.

Total Wholesale Fund

(in billion IDR)

Product	2024		2023		Increase (Decrease)	
	Total (IDR)	Composition (%)	Total (IDR)	Composition (%)	Nominal (IDR)	Percentage (%)
Current Account	2.931	17,42%	1.414	9,57%	1.517	107,27%
General Current Account	2.324	13,82%	1.005	6,80%	1.320	131,39%
Foreign Currency Current Account	607	3,61%	410	2,77%	197	48,14%
Savings	1.447	8,60%	1.817	12,30%	(370)	-20,36%
Deposits	12.446	73,97%	11.549	78,14%	897	7,76%
Rupiah Deposits	10.327	61,38%	8.787	59,45%	1.540	17,52%
Foreign Currency Deposits	1.782	10,59%	2.466	16,68%	(683)	-27,72%
Deposits on Call (DOC)	336	2,00%	296	2,00%	40	13,60%
Total	**16.824**	**100,00%**	**14.781**	**100,00%**	**2.044**	**13,83%**

The Company recorded the amount of funds in the Wholesale fund segment of IDR16.82 trillion, which is an increase of IDR2.04 trillion or 13.83% compared to 2023 which was recorded at IDR14.78 trillion. This was driven by an increase in third-party funds.

Fee Based Income

The Company's Fee Based Income comes from various activities, including trading in Treasury products, Public Services, Trade Finance, Bank Guarantees, and agency services. In addition, there was also an increase in e-banking services, corporate internet banking - KBstarbiz, credit card fees, custodian services, management, IT Swamitra, and public utilities. In line with the development of banking services, the Company also presents investment products and wealth management services for its customers.

The details of fee based income services are explained as follows:

Capital Market and Financial Institution Services

Capital Market and Financial Institution Services are one of the Company's main business lines. The Company continues to improve the quality of services and develop various initiatives to strengthen customer trust and satisfaction in using the services of Trustees and Custodians of PT Bank KB Bukopin Tbk. The provision of these services, including Trustee and Custodian Sales services, contributes to the increase in the Company's fee-based income.

Fee Based Income Trustee of KB Bank			Fee Based Income Custodian of KB Bank		
No	Period	Cumulative Fee Based Income	No	Period	Cumulative Fee Based Income
1	Jan-24	456.042.500	1	Jan-24	395.175.515
2	Feb-24	1.275.549.500	2	Feb-24	581.631.722
3	Mar-24	2.997.602.500	3	Mar-24	1.025.935.020
4	Apr-24	3.580.067.540	4	Apr-24	1.286.213.406
5	May-24	4.989.297.200	5	May-24	1.690.707.438
6	Jun-24	5.797.113.150	6	Jun-24	1.784.451.024
7	Jul-24	7.954.248.600	7	Jul-24	2.086.152.090
8	Aug-24	9.616.650.750	8	Aug-24	2.366.871.857
9	Sep-24	10.415.365.700	9	Sep-24	2.566.131.057
10	Oct-24	12.867.121.150	10	Oct-24	2.800.356.948
11	Nov-24	14.335.201.850	11	Nov-24	2.910.832.320
12	Dec-24	15.663.916.800	12	Dec-24	3.009.386.801

With the support of the Majority Shareholder, Kookmin Bank Seoul, the Company continues to strengthen its reputation. This is reflected in the increasingly extensive cooperation with almost 600 correspondent banks, both domestically and abroad. This partnership supports the Company's business expansion, especially in international money transfer services (remittance), export-import trade, and various other transactions that contribute to increasing fee-based income. The Company's Financial Institution & Correspondent Bank products include the issuance of Demand Guarantees, KB Bank IDR Vostro Accounts, Rediscounting Money Order transactions, and Banker's Acceptance.

KB Bank Trade Finance

KB Bank Trade Finance is a trade financing service offered by the Company to support transactions for the sale and purchase of goods between sellers and buyers, both domestically and internationally. This product includes various services, including Export, Import, Domestic Documented Letter of Credit (SKBDN), Bank Guarantee, Standby L/C, and Flexy Bill. The following are details of the performance of the KB Bank Trade Finance product.

Number of KB Bank Trade Finance Transactions

(in account units)

Product	2024		2023		Increase (Decrease)	
	Total (IDR)	Composition (%)	Total (IDR)	Composition (%)	Nominal (IDR)	Percentage (%)
Export Service	45	0,26%	153	0,64%	(108)	(70,59)%
Import Service	49	0,28%	115	0,48%	(66)	(57,39)%
Remittance	17.227	99,46%	23.529	98,87%	(6.302)	(26,78)%
Total	17.321	100%	23.797	100%	(6.476)	-27,21%

Note: All Flexy + Invoice Financing products do not have new issuance transactions but only renewals so they are not included in the number of transactions

Performance of KB Bank Trade Finance

(in million IDR)

Product	2024		2023		Increase (Decrease)	
	Total (IDR)	Composition (%)	Total (IDR)	Composition (%)	Nominal (IDR)	Percentage (%)
Export Service	261	4,42%	2.026	24,00%	(1.765)	-87,12%
Import Service	1.239	20,96%	1.406	16,66%	(167)	-11,88%
Remittance	4.410	74,62%	5.009	59,34%	(599)	-11,96%
Total	5.910	100%	8.441	100,00%	(2.531)	-29,98%

Treasury

The Company manages liquidity in accordance with the regulations of the Financial Services Authority (OJK) and Bank Indonesia (BI), while continuing to optimize profitability. Treasury coordinates with business and support units to monitor daily cash flow, including the movement of large customer funds and daily trends, in order to develop an effective liquidity management strategy.

As a liquidity manager, the Company acts as a profit center by maximizing interest income and fee-based income. Transactions are carried out with various parties, including Bank Indonesia, commercial banks, securities, and money brokers. The main focus lies on foreign exchange trading activities to strengthen the role of treasury as a center of profitability. The following are treasury products and services offered to customers:

1. Forex trading transactions (value today, tom, spot, forward, swap);
2. Deposit on Call (DOC);
3. Bond trading transactions (government and corporate).

Treasury Transaction Volume

(in million IDR)

Product	2024		2023		Increase (Decrease)	
	Total (IDR)	Composition (%)	Total (IDR)	Composition (%)	Nominal (IDR)	Percentage (%)
Capital Market	247.952.441	61,96%	242.148.600	70.98%	5.803.841	2,40%
Foreign Currency	144.864.150	36,20%	88.405.596	25.91%	56.458.554	63,86%
Marketable Securities	7.359.000	1,84%	10.610.727	3.11%	(3.251.727)	-30,65%
Total Treasury Transaction Volume	**400.175.591**	**100,00%**	**341.164.923**	**100%**	**59.010.668**	**17,30%**

Treasury Interest Income

(in million IDR)

Product	2024		2023		Increase (Decrease)	
	Total (IDR)	Composition (%)	Total (IDR)	Composition (%)	Nominal (IDR)	Percentage (%)
Interest Income from Bank Indonesia	84.844	8,47%	213.933	22.01%	(129.089)	-60,34%
Interest Income from Other Banks	124.383	12,41%	78.925	8.12%	45.458	57,60%
Bond Interest Income	792.808	79,12%	679.262	69.87%	113.546	16,72%
Total Treasury Interest Income	**1.002.035**	**100%**	**972.120**	**100%**	**29.915**	**3,08%**

Treasury Non-Interest Income

(in million IDR)

Product	2024		2023		Increase (Decrease)	
	Total (IDR)	Composition (%)	Total (IDR)	Composition (%)	Nominal (IDR)	Percentage (%)
Foreign Currency Transactions	22.656	55,85%	12.979	52.51%	9.677	74,56%
Securities and Mutual Fund Transactions	17.908	44,15%	11.740	47.49%	6168	52,54%
Total Treasury Interest Income	**40.564**	**100%**	**24.719**	**100%**	**15.845**	**64,10%**

Services and Other Services

In 2024, the Company offers various services and services, including Card Business, E-Banking, KB Bank Priority, corporate internet banking - Kbstarbiz, State Revenue Module, and various other banking services.

Business Card

Business Card Product Performance

(in billion Rupiah, except transaction amounts)

Description	December 31, 2024		December 31, 2023	
	Number of Transactions	Nominal	Number of Transactions	Nominal
KB Bank Credit Card	816.571	516	907.838	623

Notes: number of credit card transactions in a year

E-Banking

E-Banking Product Performance

(in billion Rupiah, except transaction amounts)

Description	December 31, 2024		December 31, 2023		Growth	
	Number of Transactions	Nominal	Number of Transactions	Nominal	Number of Transactions	Nominal
ATM	213.767	132.781	1.470.465	1.043.231	(1.256.698)	(910.450)
KBstar Digital Application	537.114	487.483	8.076	7.313	529.038	480.170

KB Bank Priority

KB Bank Priority Performance

(in billion Rupiah, except transaction amounts)

Description	December 31, 2024		December 31, 2023		Growth	
	Number of Transactions	Nominal	Number of Transactions	Nominal	Number of Transactions	Nominal
KB Bank Priority	9.095	3.980	7.250	3.073	1.845	907

Corporate Internet Banking

Corporate Internet Banking Performance - KBstarbiz

(in billion Rupiah, except transaction amounts)

Description	December 31, 2024		December 31, 2023		Growth	
	Number of Transactions	Nominal	Number of Transactions	Nominal	Number of Transactions	Nominal
Corporate Internet Banking	51.282	13.281	3.791	800	47.491	12.481

State Revenue Module (MPN)

State Revenue Module (MPN) Performance

(in billion Rupiah, except transaction amounts)

Description	December 31, 2024		December 31, 2023		Growth	
	Number of Transactions	Nominal	Number of Transactions	Nominal	Number of Transactions	Nominal
State Revenue Module (MPN)	8.958	1.408	11.297	1.565	(2.339)	(157)

Other Banking Services

Other Banking Services Performance

(in billion Rupiah, except transaction amounts)

Description	December 31, 2024		December 31, 2023		Growth	
	Number of Transactions	Nominal	Number of Transactions	Nominal	Number of Transactions	Nominal
Listrik Prabayar (*Prepaid*)	102.925.137	9.803	33.057.890	3.289	69.867.247	6.514
Virtual Account Giro KB Bank	5.404	15	4.556	14	848	1
EDC	25.025.879	19.665	25.117	20	25.000.762	19.645

Financing Segment

In the Financing segment, products and services provided through KB Bukopin Finance include Investment Financing, Working Capital Financing, and Multipurpose Financing.

Financing Segment Productivity

On balance sheet financing products were recorded at IDR721.73 billion in 2024, an increase of 165.13% or IDR449.52 billion compared to the previous year's position of IDR220.10 billion. Meanwhile, joint financing products decreased by IDR532.26 billion from 2023 which was recorded at IDR569.85 billion to IDR37.59 billion in 2024.

The details of the performance of on balance sheet and joint financing products are presented as follow:

Financing Products (On Balance Sheet)

Financing Products Performance (On Balance Sheet)

(in million IDR)

Product	2024		2023		Increase (Decrease)	
	Total (IDR)	Composition (%)	Total (IDR)	Composition (%)	Nominal (IDR)	Percentage (%)
Investment Financing	685.675	95,00%	237.008	87,07%	448.667	189,30%
Working Capital Financing	25.000	3,46%	28.413	10,44%	(3.413)	-12,01%
Multipurpose Financing	433	0,06%	1.503	0,55%	(1.070)	-71,16%
Sales and Purchase Financing (Sharia)	10.624	1,47%	5.294	1,94%	5.330	100,68%
Total	**721.732**	**100,00%**	**272.218**	**100,00%**	**449.515**	**165,13%**

Financing Products (Joint Financing)

Financing Product Performance (On Balance Sheet)

(in million IDR)

Product	2024		2023		Increase (Decrease)	
	Total (IDR)	Composition (%)	Total (IDR)	Composition (%)	Nominal (IDR)	Percentage (%)
Investment Financing	18.589	49,46%	354.581	62,22%	(335.992)	-94,76%
Working Capital Financing	6	0,01%	294	0,05%	(288)	-98,11%
Multipurpose Financing	18.751	49,89%	189.123	33,19%	(170.371)	-90,09%
Sales and Purchase Financing (Sharia)	242	0,64%	25.852	4,54%	(25.610)	-99,06%
Total	**37.588**	**100,00%**	**569.849**	**100,00%**	**(532.261)**	**-93,40%**

Sharia Segment

Products and services in the financing segment are provided by KB Bank Syariah, a subsidiary of the Company. The products offered include various types of sharia-based financing, funding products in accordance with sharia provisions, and various other services designed to meet financial needs in accordance with sharia principles.

Sharia Segment Productivity

The productivity of the sharia segment, which includes financing products, funding products and fee-based income, is presented as follows:

Financing Products

In 2024, the Bank's sharia financing segment recorded total financing of IDR6.00 trillion, an increase of IDR342.75 billion or around 6.05% compared to the previous year which reached IDR5.63 trillion. The following are details of KB Bank sharia financing product performance:

Financing Product Performance

(in million IDR, unless otherwise stated)

Product	2024		2023		Increase (Decrease)	
	Total (IDR)	Composition (%)	Total (IDR)	Composition (%)	Nominal (IDR)	Percentage (%)
Agriculture	150.699	2,51%	157.705	2,79%	(7.006)	-4,44%
Mining	10.951	0,18%	97.617	1,72%	(86.666)	-88,78%
Manufacture	646.994	10,78%	409.679	7,24%	237.315	57,93%
Electricity	225.041	3,75%	289.156	5,11%	(64.115)	-22,17%
Construction	216.182	3,60%	255.092	4,51%	(38.910)	-15,25%
Trade	1.038.353	17,29%	1.256.280	22,19%	(217.927)	-17,35%
Transportation	476.877	7,94%	510.052	9,01%	(33.175)	-6,50%
Business Services	561.731	9,36%	487.534	8,61%	74.197	15,22%
Social Services	2.136.329	35,58%	1.854.148	32,75%	282.181	15,22%
Others	541.382	9,02%	344.522	6,09%	196.860	57,14%
Total	6.004.539	100,00%	5.661.785	100,00%	342.754	6,05%

Funding Products

In 2024, the number of Bank sharia funding accounts reached 75,343 units, an increase of 170 units or around 4.96% compared to the previous year which recorded 22,496 account units.

Number of Third Party Fund Products

(in account units)

Product	2024		2023		Increase (Decrease)	
	Total (IDR)	Composition (%)	Total (IDR)	Composition (%)	Nominal (IDR)	Percentage (%)
Current Account	6.608	8,77%	6.249	2,72%	359	5,74%
Savings	65.136	86,45%	219.818	95,78%	(154.682)	-70,37%
Deposits	3.599	4,78%	3.429	1,49%	170	4,96%
Total	75.343	100,00%	229.496	100,00%	(154.153)	-67,17%

Third Party Fund Product Performance

(in million IDR)

Product	2024		2023		Increase (Decrease)	
	Total (IDR)	Composition (%)	Total (IDR)	Composition (%)	Nominal (IDR)	Percentage (%)
Current Account	780.039	11,98%	459.743	7,65%	320.296	69,67%
Savings	607.224	9,32%	477.692	7,95%	129.532	27,12%
Deposits	5.124.920	78,70%	5.068.360	84,39%	56.560	1,12%
Total	6.512.183	100,00%	6.005.795	100,00%	506.388	8,43%

Fee Based Income

Throughout 2024, the Company's fee-based income was recorded at IDR23.85 billion, decreased to IDR8.88 billion compared to the previous year which reached IDR32.73 billion.

Fee Based Income

(in million IDR)

Product	2024		2023		Increase (Decrease)	
	Total (IDR)	Composition (%)	Total (IDR)	Composition (%)	Nominal (IDR)	Percentage (%)
Bank Guarantee	2.570	10,78%	4.221	12,90%	(1.651)	-39,11%
Admin-Financing	11.671	48,94%	18.466	23,42%	(6.795)	-36,80%
Customer Service	-	0,00%	1.512	4,62%	(1.512)	100,00%
Admin-DPK	3.756	15,75%	2.573	7,86%	1.183	45,98%
PLN	1.681	7,05%	2.363	7,22%	(682)	-28,86%
Bancassurance	274	1,15%	514	1,57%	(240)	-46,69%
FBI-ATM	-	0,00%	308	0,94%	(308)	100,00%
Sales Asset Management	-	0,00%	327	1,00%	(327)	100,00%
Gold Pawn	-	0,00%	11	0,03%	(11)	100,00%
Syndication	-	0,00%	1	0,00%	(1)	100,00%
Telecommunication	-	0,00%	12	0,04%	(12)	100,00%
FBI-Other	3.897	16,34%	2.423	7,40%	1.474	60,83%
Total	**23.849**	**100,00%**	**32.731**	**100,00%**	**(8.882)**	**-27,14%**

Geographic Segment

KB Bank's geographical segments are differentiated based on economic regions, such as Java, Sumatra, Kalimantan and other regions. Each region has different risks and rewards in producing banking services.

Geographic Segment Productivity

Geographic segment productivity includes loans granted and customer deposits which are presented as follows:

Loans

Geographical Segment Operational Performance

(in billions IDR)

Product	2024		2023		Increase (Decrease)	
	Total (IDR)	Composition (%)	Total (IDR)	Composition (%)	Nominal (IDR)	Percentage (%)
Java	40.003	84,17%	40.813	82,59%	(810)	-1,98%
Sumatera	2.780	5,85%	3.130	6,33%	(350)	-11,17%
Kalimantan	653	1,37%	983	1,99%	(330)	-33,57%
Others	4.092	8,61%	4.494	9,09%	(402)	-8,94%
Total	**47.527**	**100,00%**	**49.419**	**100,00%**	**(1.891)**	**-3,83%**

Customer Savings

Geographical Segment Operational Performance

(in billion IDR)

Product	2024		2023		Increase (Decrease)	
	Total (IDR)	Composition (%)	Total (IDR)	Composition (%)	Nominal (IDR)	Percentage (%)
Java	38.409	82,44%	37.960	84,75%	450	1,18%
Sumatera	2.499	5,36%	2.488	5,56%	11	0,44%
Kalimantan	3.946	8,47%	2.333	5,21%	1.613	69,13%
Others	1.739	3,73%	2.008	4,48%	(270)	-13,43%
Total	**46.593**	**100,00%**	**44.789**	**100,00%**	**1.804**	**4,03%**



REVENUE, PROFITABILITY, AND FINANCIAL POSITION OF OPERATING SEGMENTS

KB Bank classifies business segments based on accounting policies into Operating Segments and Geographical Segments. The following is information on revenue, profitability and financial position of the Bank and its subsidiaries by Operating Segment.

Consolidated Interest Income

Consolidated Interest Income

(in millions IDR, unless otherwise stated)

Product	2024		2023		Increase (Decrease)	
	Total (IDR)	Composition (%)	Total (IDR)	Composition (%)	Nominal (IDR)	Percentage (%)
Conventional Banking	4.902.013	89,80%	4.355.568	89,70%	546.445	12,55%
Financing	34.260	0,63%	12.935	0,27%	21.325	164,86%
Sharia	522.826	9,58%	486.942	10,03%	35.884	7,37%
Total before Elimination	5.459.099	100,00%	4.855.445	100,00%	603.654	12,43%
Elimination	(5.000)		6.191		(11.191)	-180,76%
Consolidated Interest Income	5.454.099		4.861.636		592.463	12,19%

Consolidated Operating Profit (Loss)

Consolidated Operating Profit (Loss)

(in millions IDR, unless otherwise stated)

Product	2024		2023		Increase (Decrease)	
	Total (IDR)	Composition (%)	Total (IDR)	Composition (%)	Nominal (IDR)	Percentage (%)
Conventional Banking	(4.816.462)	100,62%	(6.088.071)	91,41%	1.271.609	-20,89%
Financing	14.439	-0,30%	(17.443)	0,26%	31.882	-182,78%
Sharia	15.182	-0,32%	(554.401)	8,32%	569.583	-102,74%
Total before Elimination	(4.786.841)	100,00%	(6.659.915)	100,00%	1.873.074	-28,12%
Elimination	654		713		(59)	-8,27%
Operating Profit (Loss)	(4.786.187)		(6.659.202)		1.873.015	-28,13%

Consolidated Net Profit (Loss)

Consolidated Net Profit (Loss)

(in millions IDR, unless otherwise stated)

Product	2024		2023		Increase (Decrease)	
	Total (IDR)	Composition (%)	Total (IDR)	Composition (%)	Nominal (IDR)	Percentage (%)
Conventional Banking	(7.378.803)	100,28%	(5.510.780)	90,99%	(1.868.023)	33,90%
Financing	9.478	-0,13%	(18.571)	0,31%	28.049	-151,04%
Sharia	11.242	-0,15%	(527.065)	8,70%	538.307	-102,13%
Total before Elimination	(7.358.083)	100,00%	(6.056.416)	100,00%	(1.301.667)	21,49%
Elimination	1.029.463		713		1.028.750	144284,71%
Consolidated net profit (loss)	(6.328.620)		(6.055.703)		(272.917)	4,51%

Total Consolidated Assets

Total Consolidated Assets

(in millions IDR, unless otherwise stated)

Product	2024		2023		Increase (Decrease)	
	Total (IDR)	Composition (%)	Total (IDR)	Composition (%)	Nominal (IDR)	Percentage (%)
Conventional Banking	75.458.349	89,01%	78.842.594	90,39%	(3.384.245)	-4,29%
Financing	8.644.907	10,20%	459.661	0,53%	8.185.246	1780,71%
Sharia	667.749	0,79%	7.920.474	9,08%	(7.252.725)	-91,57%
Total before Elimination	84.771.005	100,00%	87.222.729	100,00%	(2.451.724)	-2,81%
Elimination	(1.695.707)		(2.915.429)		1.219.722	-41,84%
Total Consolidated Assets	**83.075.298**		**84.307.300**		**(1.232.002)**	**-1,46%**

Total Consolidated Liabilities

Total Consolidated Liabilities

(in millions IDR, unless otherwise stated)

Product	2024		2023		Increase (Decrease)	
	Total (IDR)	Composition (%)	Total (IDR)	Composition (%)	Nominal (IDR)	Percentage (%)
Conventional Banking	67.894.901	89,37%	64.080.008	89,95%	3.814.893	5,95%
Financing	7.864.525	10,35%	10.277	0,01%	7.854.248	76425,49%
Sharia	208.927	0,28%	7.151.658	10,04%	(6.942.731)	-97,08%
Total before Elimination	75.968.353	100,00%	71.241.943	100,00%	4.726.410	6,63%
Elimination	(854.841)		(1.044.806)		189.965	-18,18%
Total Consolidated Liabilites	**75.113.512**		**70.197.137**		**4.916.375**	**7,00%**

REVENUE, PROFITABILITY, AND FINANCIAL POSITION OF GEOGRAPHIC SEGMENTS

KB Bank has classified business segments based on accounting policies into Operating Segments and Geographical Segments. The following is information related to the revenue, profitability, and financial position of the Bank and its Subsidiaries based on geographic segment.

Consolidated Interest Income

Consolidated Interest Income

(in billions IDR, unless otherwise stated)

Product	2024		2023		Increase (Decrease)	
	Total (IDR)	Composition (%)	Total (IDR)	Composition (%)	Nominal (IDR)	Percentage (%)
Jabodetabek	4.229.067	77,47%	3.381.976	69,65%	847.091	25,05%
Java outside Jabodetabek	497.017	9,10%	654.485	13,48%	(157.468)	-24,06%
Sumatera	291.576	5,34%	324.025	6,67%	(32.449)	-10,01%
Kalimantan	76.354	1,40%	90.653	1,87%	(14.299)	-15,77%
Others	365.085	6,69%	404.306	8,33%	(39.221)	-9,70%
Total before elimination	5.459.099	100,00%	4.855.445	100,00%	603.654	12,43%
Elimination	(5.000)		6.191		(11.191)	-180,76%
Consolidated Interest Income	5.454.099		4.861.636		592.463	12,19%

Consolidated Operating Profit (Loss)

Consolidated Operating Profit (Loss)

(in billions IDR, unless otherwise stated)

Product	2024		2023		Increase (Decrease)	
	Total (IDR)	Composition (%)	Total (IDR)	Composition (%)	Nominal (IDR)	Percentage (%)
Jabodetabek	(2.656.256)	55,49%	(4.450.328)	66,82%	1.794.072	-40,31%
Java outside Jabodetabek	(1.070.081)	22,35%	(1.513.717)	22,73%	443.636	-29,31%
Sumatera	(340.145)	7,11%	(265.686)	3,99%	(74.459)	28,03%
Kalimantan	(211.334)	4,41%	(88.722)	1,33%	(122.612)	138,20%
Others	(509.025)	10,63%	(341.468)	5,13%	(167.557)	49,07%
Total before elimination	(4.786.841)	100,00%	(6.659.921)	100,00%	1.873.080	-28,12%
Elimination	654		713		(59)	-8,27%
Consolidated Operating Profit (Loss)	(4.786.187)		(6.659.208)		1.873.021	-28,13%

Consolidated Net Profit (Loss)

Consolidated Net Profit (Loss)

(in billions IDR, unless otherwise stated)

Product	2024		2023		Increase (Decrease)	
	Total (IDR)	Composition (%)	Total (IDR)	Composition (%)	Nominal (IDR)	Percentage (%)
Jabodetabek	(5.433.505)	73,84%	(4.067.817)	67,17%	(1.365.688)	33,57%
Java outside Jabodetabek	(932.965)	12,68%	(1.349.764)	22,29%	416.799	-30,88%
Sumatera	(337.443)	4,59%	(269.318)	4,45%	(68.125)	25,30%
Kalimantan	(211.083)	2,87%	(88.786)	1,47%	(122.297)	137,74%
Others	(443.088)	6,02%	(280.731)	4,64%	(162.357)	57,83%
Total before elimination	(7.358.084)	100,00%	(6.056.416)	100,00%	(1.301.668)	21,49%
Elimination	1.029.464		713		1.028.751	144284,85%
Consolidated Net Profit (Loss)	(6.328.620)		(6.055.703)		(272.917)	4,51%

Total Consolidated Assets

Total Consolidated Assets

(in billions IDR, unless otherwise stated)

Product	2024		2023		Increase (Decrease)	
	Total (IDR)	Composition (%)	Total (IDR)	Composition (%)	Nominal (IDR)	Percentage (%)
Jabodetabek	62.304.706	73,50%	61.507.271	70,52%	797.435	1,30%
Java outside Jabodetabek	9.488.028	11,19%	11.298.679	12,95%	(1.810.651)	-16,03%
Sumatera	5.371.607	6,34%	5.807.490	6,66%	(435.883)	-7,51%
Kalimantan	1.171.399	1,38%	1.492.026	1,71%	(320.627)	-21,49%
Others	6.435.265	7,59%	7.117.263	8,16%	(681.998)	-9,58%
Total before elimination	84.771.005	100,00%	87.222.729	100,00%	(2.451.724)	-2,81%
Elimination	(1.695.707)		(2.915.429)		1.219.722	-41,84%
Total Consolidated Asset	**83.075.298**		**84.307.300**		**(1.232.002)**	**-1,46%**

Total Consolidated Liabilities

Total Consolidated Liabilities

(in billions IDR, unless otherwise stated)

Produk	2024		2023		Increase (Decrease)	
	Total (IDR)	Composition (%)	Total (IDR)	Composition (%)	Nominal (IDR)	Percentage (%)
Jabodetabek	44.983.807	59,21%	39.617.023	55,61%	5.366.784	13,55%
Java outside Jabodetabek	12.065.299	15,88%	14.171.176	19,89%	(2.105.877)	-14,86%
Sumatera	6.302.577	8,30%	6.251.866	8,78%	50.711	0,81%
Kalimantan	4.643.401	6,11%	3.033.770	4,26%	1.609.631	53,06%
Others	7.973.269	10,50%	8.168.108	11,47%	(194.839)	-2,39%
Total before elimination	75.968.353	100,00%	71.241.943	100,00%	4.726.410	6,63%
Elimination	(854.841)		(1.044.806)		189.965	-18,18%
Total Consolidated Liabilities	**75.113.512**		**70.197.137**		**4.916.375**	**7,00%**

Information Presentation Standards and Conformity to Financial Accounting Standards

The analysis and discussion of financial performance in this Annual Report refers to the Consolidated Financial Statements of PT Bank KB Bukopin Tbk for the years ended December 31, 2024 and 2023. The report has been audited by Public Accounting Firm Mirawati Sensi Idris (Moore Global) with an opinion of "Presented Fairly (formerly Unqualified)".

The presentation and disclosure of the Company's Financial Statements refers to the Financial Accounting Standards (SAK) in Indonesia, including the Statements of Financial Accounting Standards (PSAK) and Interpretations of Financial Accounting Standards (ISAK) issued by the Financial Accounting Standards Board - Indonesian Accountants Association (DSAK-IAI). The discussion of financial performance is presented by taking into account the explanation in the notes to the Consolidated Financial Statements audited by external auditors, which are an integral part of this Annual Report.

Consolidated Statements of Financial Position

(in billions IDR, unless otherwise stated)

Description	December 31, 2024	December 31, 2023	Growth	
			IDR	%
Assets				
Cash	369	289	80	27,63%
Current Account in Bank Indonesia	2.672	3.206	(533)	-16,63%
Current Account with other banks-net	397	343	54	15,84%
Placement with bank Indonesia and other banks-net	2.798	2.134	665	31,16%
Securities-net	21.767	17.536	4.231	24,13%
Receivables Securities purchased with an agreement to resell-net	-	2.572	(2.572)	-100,00%
Securities purchased with an agreement to resell (repo)	-	-	-	n.a
Derivative receivables	12	3	9	296,51%
Credit provided and Sharia financing/receivables-net	44.535	45.836	(1.300)	-2,84%
Acceptance receivables	83	131	(48)	-36,56%
Share investments	0	0	-	0,00%
Fixed assets and right of use assets-net	3.320	3.234	87	2,68%
Deferred tax assets-net	1.259	2.671	(1.412)	-52,87%
Intangible assets-net	271	286	(15)	-5,17%
Other assets-net	5.592	6.068	(477)	-7,86%
Total Assets	**83.075**	**84.307**	**(1.232)**	**-1,46%**
Liabilities and Equities				
Liabilities				
Immediate Liabilities	401	431	(30)	-6,99%
Customer Savings	46.593	44.789	1.804	4,03%
Current Account	6.289	3.178	3.112	97,92%
Savings	6.916	6.873	42	0,62%
Deposits	33.388	34.738	(1.350)	-3,89%
Savings from other banks	2.881	7.887	(5.006)	-63,47%
Current Account and Savings	94	37	57	153,41%

(in billions IDR, unless otherwise stated)

Description	December 31, 2024	December 31, 2023	Growth	
			IDR	%
Time Deposit and Interbank call money	2.787	7.850	(5.062)	-64,49%
Securities sold with an agreement to repurchase-net	3.740	220	3.520	1602,80%
Derivative liabilities	4	1	3	350,62%
Acceptabce liabilities	84	133	(48)	-36,43%
Loan	13.921	11.704	2.216	18,93%
Securities issued	5.790	3.398	2.393	70,42%
Tax payables	61	65	(4)	-5,77%
Other liabilities	1.638	1.570	68	4,35%
Total Liabilities	**75.114**	**70.197**	**4.916**	**7,00%**
Equities				
Equity attributable to equity owners of the parent entity				
Issued and fully deposited capital	19.000	19.000	-	0,00%
Additional paid-in capital	8.226	8.226	-	0,00%
Capital paid in advanced	-	-	-	n.a
Asset revaluation surplus	1.817	1.604	213	13,28%
Unrealized gain (loss) on available-for-sale securities and fair value through other comprehensive income - after deferred tax	(14)	8	(22)	-287,08%
Retain earning	(21.041)	(14.701)	(6.340)	43,13%
Total Equity attributable to owners of the parent entity	7.987	14.136	(6.149)	-43,50%
Non-controlling interests	(26)	(26)	1	-2,03%
Total Equity	**7.962**	**14.110**	**(6.148)**	**-43,57%**
Total Liabilities and Equities	**83.075**	**84.307**	**(1.232)**	**-1,46%**

Total Assets
(in billion IDR)



Total Liabilities
(in billion IDR)



Total Equities
(in billion IDR)



Financial Assets

(in billions IDR, unless otherwise stated)

Description	2024	2023	Increase (Decrease)	
			Nominal	Percentage (%)
Cash	369	289	80	27,63%
Current account with Bank Indonesia	2.672	3.206	(533)	-16,63%
Current account with other banks - net	397	343	54	15,84%
Placements in Bank Indonesia and other banks - net	2.798	2.134	665	31,16%
Securities - net	21.767	17.536	4.231	24,13%
Receivables Securities purchased with an agreement to resell – net	-	2.572	(2.572)	-100,00%
Securities Purchased with an Agreement to Resell (Repo)	-	-	-	n.a
Derivative bills	12	3	9	296,51%
Loans and Sharia financing/receivables – net	44.535	45.836	(1.300)	-2,84%
Acceptance receivables	83	131	(48)	-36,56%
Shares	0	0	-	0,00%
Total	**72.634**	**72.049**	**585**	**0,81%**

As of December 31, 2024, KB Bank's Total Assets were recorded at IDR72.63 trillion, an increase of 0.81% or IDR585 billion compared to the position of December 31, 2023, which was recorded at IDR72.05 trillion. This was mainly due to an increase in securities-net by IDR4.23 trillion or 24.13% and placements with Bank Indonesia and other banks-net by IDR665 billion or 31.16%. In addition, there was a decrease in Receivables from securities purchased under resale agreements-net by IDR2.57 trillion or 100% and Loans and financing/sharia payables-net by IDR1.30 trillion or 2.84%.

Non-Financial Assets

(in billions IDR, unless otherwise stated)

Description	2024	2023	Increase (Decrease)	
			Nominal	Percentage (%)
Fixed assets and right of use - net	3.320	3.234	87	2,68%
Deferred tax asset – net	1.259	2.671	(1.412)	-52,87%
Intangible asset - net	271	286	(15)	-5,17%
Other assets – net	5.592	6.068	(477)	-7,86%
Total Non-Financial Assets	**10.441**	**12.258**	**(1.817)**	**-14,82%**

The company recorded non-financial assets worth IDR10.44 trillion in December 2024, a decrease of14.82% or IDR1.82 trillion compared to the end of 2023 which reached IDR12.26 trillion. This was mainly due to a decrease in net deferred tax assets by IDR1.41 trillion or 52.87%, net other assets by IDR477 billion or 7.86% and net intangible assets by IDR15 billion or 5.17%.

Liabilities

Financial Liabilities

(in billions IDR, unless otherwise stated)

Description	2024	2023	Increase (Decrease)	
			Nominal	Percentage (%)
Immediate liabilities	401	431	(30)	-6,99%
Customer savings	46.593	44.789	1.804	4,03%
Current account	6.289	3.178	3.112	97,92%
Savings	6.916	6.873	42	0,62%
Deposit	33.388	34.738	(1.350)	-3,89%
Savings from other banks	2.881	7.887	(5.006)	-63,47%
Securities sold under an agreement to repurchase - net	3.740	220	3.520	1602,80%
Derivative liabilities	4	1	3	350,62%
Acceptance liabilities	84	133	(48)	-36,43%
Loan	13.921	11.704	2.216	18,93%
Securities issued	5.790	3.398	2.393	70,42%
Other liabilities	1.638	1.570	68	4,35%
Total Financial Liabilities	**75.053**	**70.133**	**4.920**	**7,02%**

By the end of 2024, Total Financial Liabilities were recorded at IDR75.05 trillion, an increase of IDR4.92 trillion or 7.02% compared to the previous year of IDR70.13 trillion. This increase was due to the increase in Securities sold under repurchase agreements net of IDR 3.52 trillion or 1602.80% and Customer Deposits of IDR 1.8 trillion or 4.03%. On the other hand, there was a decrease in Deposits from other banks of IDR 5.01 trillion or 63.47%.

Non-Financial Liabilities

(in billions IDR, unless otherwise stated)

Description	December 31, 2024	December 31, 2023	Growth	
			IDR	(%)
Tax Payables				
Income tax – article 29	-	-	-	-
Pajak penghasilan Lainnya:				
Article 23 and 4(2)	46.685	38.148	8.537	22,38%
Article 21	2.150	7.670	(5.520)	-71,97%
Value added tax	1.278	6.006	(4.728)	-78,72%
Others	10.790	12.811	(2.021)	-15,78%
Total	**60.903**	**64.635**	**(3.732)**	**-5,77%**

As of December 31, the amount of non-financial liabilities recorded by KB Bank was IDR 60.903 billion, decreasing by IDR 3.732 billion or -5.77% compared to the position on December 31, 2023, which reached IDR 64.64 billion. This decrease was due to a decline in the number of employees and fee base in 2024.

Equity

(in billions IDR, unless otherwise stated)

Description	2024	2023	Increase (Decrease)	
			Nominal	Percentage (%)
Equity attributable to the equity holders of the parent entity				
Issued and fully paid capital	19.000	19.000	-	0,00%

(in billions IDR, unless otherwise stated)

Description	2024	2023	Increase (Decrease)	
			Nominal	Percentage (%)
Equity attributable to the equity holders of the parent entity				
Additional paid in capital	8.226	8.226	-	0,00%
Paid in capital advance payment	-	-	-	n.a
Asset revaluation surplus	1.817	1.604	213	13,28%
Unrealized gain on fair value through other comprehensive income marketable securities – net of deferred tax	(14)	8	(22)	-287,08%
Retained loss	(21.041)	(14.701)	(6.340)	43,13%
Total equity attributable to equity holders of the parent entity	7.987	14.136	(6.149)	-43,50%
Non-controlling interest	(26)	(26)	1	-2,03%
Total Equity	7.962	14.110	(6.148)	-43,57%

The Company's total Equity as of December 31, 2024 was recorded at IDR7.96 trillion, a decrease of IDR6.15 trillion or 43.57% compared to the position on December 31, 2023 which reached IDR14.11 trillion. This was mainly driven by a decrease of IDR 6,34 trillion or 43.13%.

Consolidated Statement of Profit (Loss) and other Comprehensive Income

(in billions IDR, unless otherwise stated)

Description	2024	2023	Increase (Decrease)	
			Nominal	Percentage (%)
Interest and Sharia Income	5.454	4.862	592	12,19%
Interest Expense and Sharia Changes	(4.301)	(4.053)	(249)	6,13%
Interest and Sharia Income – Net	1.153	809	344	42,51%
Other Operating Incomes	350	457	(106)	-23,32%
Provision of Allowance for Impairment Losses on Non-financial Assets – Net	(3.453)	(5.538)	2.085	-37,65%
Beban penyisihan kerugian penurunan nilai atas aset non-keuangan - neto	(798)	(269)	(529)	196,72%
Gain (Loss) from Foreign Exchange Transactions – Net	6	5	1	18,05%
Recovery of estimated losses on commitments and contingencies – Net	5	2	3	169,38%
Gain (loss) from Changes in Fair Value of Financial Assets	(23)	155	(179)	-114,96%
Other Operating Expenses	(2.026)	(2.280)	254	-11,15%
Operational Loss	(4.786)	(6.659)	1.873	-28,13%
Non Operating Income (loss) – Net	(118)	(128)	10	-7,92%
Income (Loss) before Income Tax	(4.904)	(6.787)	1.883	-27,75%
Income Tax Benefit (Expense) - net	(1.424)	732	(2.156)	-294,67%
Income (Loss) for the Year	(6.329)	(6.056)	(273)	4,51%
Attributable to Equity Holders of the Parent Entity	(6.329)	(6.034)	(295)	4,89%
Attributable to Non-controlling Interest	1	(22)	22	-102,40%
Other Comprehensive Income – neto	180	10	170	1716,60%
Total Comprehensive Income (Loss) for the Year	(6.148)	(6.046)	(103)	1,70%
Attributable to Equity Holders of the Parent Entity	(6.149)	(6.024)	(124)	2,07%
Attributable to Non-controlling Interest	1	(21)	22	-102,49%
Profit (Loss) per Share Basic/Diluted (Full Amount)	(34)	(61)	27	-44,26%

Interest and Sharia Income

(in billions IDR, unless otherwise stated)

Description	2024	2023	Increase (Decrease)	
			Nominal	Percentage (%)
Interest and Sharia Income	5.454	4.862	592	12,19%
Interest Income	4.931	4.375	557	12,72%
Loans	3.576	3.120	456	14,60%
Marketable Securities	1.124	929	195	20,99%
Placement with Bank Indonesia and Other Banks	162	172	(10)	-5,96%
Current Accounts with Bank Indonesia	25	28	(3)	-10,09%
Current Accounts with Other Banks	1	1	(1)	-41,44%
Marketable Securities Purchased with Agreements to Resell	43	123	(81)	-65,37%
Other Receivables	1	0	0	52,36%
Sharia Income	523	487	36	7,37%
Interest and Sharia Expenses	(4.301)	(4.053)	(249)	6,13%
Interest Expense	(3.965)	(3.747)	(218)	5,83%
Current Account	(76)	(37)	(38)	102,28%
Saving Account	(261)	(193)	(68)	35,24%
Time Deposit	(1.854)	(1.871)	16	-0,88%
Marketable Securities Issued	(210)	(308)	98	-31,77%
Deposit from Other Banks	(409)	(442)	33	-7,46%
Borrowings	(1.104)	(891)	(213)	23,86%
Marketable Securities Sold with Agreements to Repurchase	(51)	(5)	(47)	1036,53%
Sharia Expense	(336)	(306)	(30)	9,84%
Interest and Sharia Income - Net	1.153	809	344	42,51%

KB Bank's Net Interest and Sharia Income until December 31, 2024 was recorded at IDR1.15 trillion, an increase of IDR344 billion or 42.51% compared to the position on December 31, 2023 which reached IDR809 billion. The increase was due to an increase in interest income on loans of IDR 456 billion or 14.60% and securities of IDR 195 billion or 20.99%.

Other Operating Income (Expenses)

(in billions IDR, unless otherwise stated)

Description	2024	2023	Increase (Decrease)	
			Nominal	Percentage (%)
Other Operating Income	350	457	(106)	-23,32%
Other Fees and Commissions	230	334	(104)	-31,10%
Administrative Service Charges	47	94	(48)	-50,59%
Service fee	126	152	(27)	-17,41%
Merchant Commissions	5	6	(1)	-20,82%
Others	53	81	(28)	-34,84%
Gain on Sale of Marketable Securities – net	2	(9)	10	-117,82%
Gain on Foreign Exchange – net	40	29	11	38,31%
Others	78	102	(24)	-23,81%
Other Operating Expenses	(6.289)	(7.925)	1.636	-20,64%
Provision of Allowance for Impairment Losses on Financial Assets – Net	(3.453)	(5.538)	2.085	-37,65%

(in billions IDR, unless otherwise stated)

Description	2024	2023	Increase (Decrease)	
			Nominal	Percentage (%)
Provision of Allowance for Impairment Losses on Non-financial Assets – Net	(798)	(269)	(529)	196,72%
Gain (Loss) from Foreign Exchange Transactions – Net	6	5	1	18,05%
Recovery of estimated losses on commitments and contingencies – Net	5	2	3	169,38%
Gain (Loss) from Changes in Fair Value of Financial Assets	(23)	155	(179)	-114,96%
General and Administrative Expenses	(1.120)	(1.372)	252	-18,37%
Salary and Allowance	(824)	(810)	(14)	1,76%
Premium of Government Guarantee Program	(82)	(99)	17	-16,86%
Total other Operating Income (Expense) - net	(5.939)	(7.468)	1.529	-20,48%

The Bank recorded an improvement in Other Operating Income (Expenses) - net of IDR 1.53 trillion or 20.48% compared to 2023 which was recorded at IDR 7.47 trillion. This improvement occurred because the Bank implemented a series of efficiency initiatives, especially in terms of operational costs, continuing the branch optimization initiative carried out since mid-2023.

Income (Loss) from Operations

(in billions IDR, unless otherwise stated)

Description	2024	2023	Increase (Decrease)	
			Nominal	Percentage (%)
Interest and Sharia Income - Net	1.153	809	344	42,51%
Other Operating Income	350	457	(106)	-23,32%
Reversal/(Provision) of Allowance for Impairment Losses on Financial Assets – Net	(3.453)	(5.538)	2.085	-37,65%
Provision of Allowance for Impairment Losses on Non Financial Assets – Net	(798)	(269)	(529)	196,72%
Gain (Loss) from Foreign Exchange Transactions – Net	6	5	1	18,05%
Recovery of estimated losses on commitments and contingencies – net	5	2	3	169,38%
Gain (Loss) from Changes in Fair Value of Financial Assets	(23)	155	(179)	-114,96%
Other Operating Expenses	(2.026)	(2.280)	254	-11,15%
Income (Loss) from Operations	(4.786)	(6.659)	1.873	-28,13%

In 2024, KB Bank's Operational Loss was recorded at minus IDR 4.79 trillion, decreased of IDR 1.87 trillion or decreased of 28.13% compared to 2023 which was recorded at minus IDR 6.66 trillion. This was due to the burden of provision for impairment losses on net financial assets experiencing an improvement of IDR 2.09 trillion or 37.65% compared to 2023.

Non-Operational Income (Expense) - Net

(in billions IDR, unless otherwise stated)

Description	2024	2023	Increase (Decrease)	
			Nominal	Percentage (%)
Gain from the sale of Foreclosed Assets	(44)	(6)	(38)	668,73%
Gain (Loss) from the Sale of Fixed Assets	(8)	(6)	(3)	47,02%
Others – Net	(66)	(117)	51	-43,47%
Other Non-operating Income (Expenses) - net	(118)	(128)	10	-7,92%

The Company recorded Other Non-Operational Income (Expenses) - net in 2024 of minus IDR 118 billion or increased by 7.92% compared to 2023 which was recorded at minus IDR 128 billion. This increase was due to other nets of IDR 51 billion.

Profit (Loss) before Income Tax

(in billions IDR, unless otherwise stated)

Description	2024	2023	Increase (Decrease)	
			Nominal	Percentage (%)
Operating Profit (Loss)	(4.786)	(6.659)	(1.873)	(28.%)
Non-operating Income (Expense)	(118)	(128)	(10)	(8%)
Loss before income Tax	(4.904)	(6.787)	(1.833)	(28%)

Loss before income tax until December 31, 2024 was recorded at minus IDR 4.90 trillion, a decrease of IDR 1.83 trillion or 28% compared to the position on December 31, 2023 which reached minus Rp6.79 trillion. This was mainly influenced by profit before tax improving from last year.

Income Tax Benefit (Expenses)

(in billions IDR, unless otherwise stated)

Description	2024	2023	Increase (Decrease)	
			Nominal	Percentage (%)
Current	(3)	-	(3)	n.a
Deferred	(1.421)	732	(2.153)	-294,24%
Income Tax Benefit (Expense) - Net	(1.424)	732	(2.156)	-294,67%

BThe bank recorded a decrease in Income Tax Benefit (Expense) of minus IDR 2.16 trillion to minus IDR1.42 trillion in 2024. The previous year Income Tax Benefit (Expense) reached IDR 732 billion. This decrease occurred because the bank conducted an assessment of unrealized fiscal losses for the next 5 (years) using the assumption of RBB data for the 2024-2029 period.

Net Loss for the Year

(in billions IDR, unless otherwise stated)

Description	2024	2023	Increase (Decrease)	
			Nominal	Percentage (%)
Attributable to the equity holders of the Parent Entity	(6.329.138)	(6.034.077)	(295.061)	4,89%
Attributable to the non-controlling Interest	518	(21.626)	22.144	-102,40%
Loss for the Year	(6.328.620)	(6.055.703)	(272.917)	4,51%

In 2024, KB Bank recorded a net loss for the current year of IDR 6.33 trillion, an increase of IDR 272.92 billion or 4.51% from the previous year which recorded a loss of IDR 6.06 trillion. The main cause of the increase in net loss for the current year was because the bank conducted an assessment of unrealized fiscal losses for the next 5 (years) using the assumption of RBB data for the 2024-2029 period.

Other Comprehensive Loss

Description	December 31, 2024	December 31, 2023	Increase (Decrease)	
			Nominal	Percentage (%)
Items that would never be reclassified to profit or loss:				
Remeasurement of loss on a defined benefit program	(14.252)	8.640	(22.892)	-264,95%
Changes in fixed assets revaluation surplus	213.072	(1.756)	214.828	-12233,94%
Income tax related to items that would never reclassified to profit or loss	3.135	(1.900)	5.035	-265,00%

Description	December 31, 2024	December 31, 2023	Increase (Decrease)	
			Nominal	Percentage (%)
Items that would be reclassified to profit or loss:				
Changes in the fair value of available for sale marketable securities and fair value through other comprehensive income	(27.836)	6.330	(34.166)	-539,75%
Income tax related to items that would never be reclassified to profit or loss	6.124	(1.392)	7.516	-539,94%
Other comprehensive income (loss) - net	180.243	9.922	170.321	1716,60%

Total Comprehensive Income (Loss) of the Year

(in millions IDR, unless otherwise stated)

Description	2024	2023	Increase (Decrease)	
			Nominal	Percentage (%)
Attributable to the Equity holder of the Parent entity	(6.148.908)	(6.024.463)	(124.445)	2,07%
Attributable to the non-controlling interest	531	(21.318)	21.849	-102,49%
Total Comprehensive Income (Loss) of the Year	(6.148.377)	(6.045.781)	(102.596)	1,70%

The Company recorded Total Comprehensive Income (Loss) for the Current Year of minus IDR 6.15 trillion, an increase of IDR 102.60 billion or 1.70% compared to the previous year which reached minus IDR 6.05 trillion. This increase was due to a decrease attributable to owners of the parent entity of IDR 124 billion.

Basic/Diluted Profit (Loss) per Share

(in millions IDR, unless otherwise stated)

Description	2024	2023	Increase (Decrease)	
			Nominal	Percentage (%)
Comprehensive Loss for the Year Attributable to Equity Holders of the Parent Entity	(6.329.138)	(6.034.077)	(295.061)	4,89%
Weighted average number of basic shares	-	98.277.584.070	(98.277.584.070)	-100,00%
Basic/diluted Loss per Share (full value)	(34)	(61)	27	-44,26%

Consolidated Statements of Cash Flows

(in millions IDR, unless otherwise stated)

Description	2024	2023	Increase (Decrease)	
			Nominal	Percentage (%)
Net cash provided by (used in) operating activities	(7.445.488)	(10.165.808)	2.720.320	-26,76%
Net cash from (for) Investing Activities	276.851	(11.595.208)	11.872.059	-102,39%
Net cash from funding activities	7.778.066	9.663.331	(1.885.265)	-19,51%
Net (Decrease) Increase in Cash and Cash Equivalents	609.429	(12.097.685)	12.707.114	-105,04%
Effect of Changes in Foreign Exchange Rates	(326.679)	492.085	(818.764)	-166,39%
Cash and Cash Equivalents at Beginning of Year	5.953.951	17.559.551	(11.605.600)	-66,09%
Cash and Cash Equivalents at the End of Year	6.236.701	5.953.951	282.750	4,75%

At the end of the 2024 fiscal year, the Bank's cash and cash equivalents balance was recorded at IDR6.24 trillion, an increase of IDR282.75 billion or 4.75% compared to the position at the beginning of the year which reached IDR5.95 trillion. This was due to an increase in Net Cash from operating and investing activities.

Cash Flow from Operating Activities

As of December 31, 2024, the Company recorded Cash Flow from Operating Activities of minus IDR7.44 trillion, an increase of IDR2.72 trillion or a decrease of 26.76% compared to the previous year which was recorded at minus IDR10.17 trillion. This is due to the collection of third party funds being better compared to the 2023 period.

Cash Flow Used for Investment Activities

Cash Flow from Investment Activities until the end of 2024 was recorded at IDR276.85 billion or an increase of IDR11.87 trillion compared to 2023 which was recorded at minus IDR11.60 trillion. This was mainly due to increased receipts/payments from securities maturing in 2024 compared to 2023.

Cash Flow from Funding Activities

Throughout 2024, KB Bank recorded Cash Flow from Funding Activities of IDR7.78 trillion, a decrease of IDR1.89 trillion or a decrease of 19.51% compared to the previous year which reached IDR9.66 trillion. This was mainly influenced by increased payments from securities issued.



CAPACITY TO PAY DEBT AND LEVEL OF ACCOUNTS RECEIVABLE COLLECTABILITY

Ability to Pay Debt

KB Bank's ability to meet obligations or pay debts is assessed through a number of financial ratios, including liquidity, solvency, and profitability. In terms of liquidity, KB Bank recorded a Loan to Deposit Ratio (LDR) of 103.26% in 2024, a decrease compared to 113.18% in 2023. Meanwhile, in terms of solvency, the Bank's Capital Adequacy Ratio (CAR) reached 16.38%, exceeding the minimum limit set by the regulator of 12.5%, which reflects capital resilience in facing credit, market, and operational risks. In the profitability ratio, ROA was recorded at -7.55%, ROE at -154.60%, NIM at 1.31%, and BOPO at 192.58%. ROA, NIM, and BOPO improved compared to the previous year, while ROE actually decreased significantly compared to 2023.

The Bank's profitability in 2023 and 2024 is indicated in the table below:

Description	2024	2023	Growth %
Return on Asset (ROA)	-7,55%	-7,71%	0,16%
Return on Equity (ROE)	-154,60%	-61,38%	-93,22%
Net Interest Margin (NIM)	1,31%	0,78%	0,53%
Operating expenses to operating income ratio (BOPO)	192,58%	223,28%	-30,66%

Ability to Pay Debt from Securities Issued

A company's ability to pay its debts can be measured through the rating of the debt securities or bonds it issues. A rating agency such as Pefindo gave this rating to assess the eligibility level of the bonds. The quality of a bond is largely determined by the company's capacity to meet debt repayment obligations when due and pay interest or coupons in accordance with the agreement during the bond's validity period. Generally, bonds issued are listed on the Indonesia Stock Exchange.

Ability to Pay Debt from Securities Issued

Description	Rating		
	2024	2023	2022
Bonds			
Subordinated Shelf-Registration Bonds II Bank Bukopin Phase I Year 2015	*	-	-
Subordinated Shelf-Registration Bonds II Bank Bukopin Phase II Year 2017	*	idAA (Pefindo)	idA- (Pefindo)
Subordinated Bonds I Bank KB Bukopin Tranche I Year 2021	AAA(idn) Fitch Rating	AAA(idn) Fitch Rating	AAA(idn) Fitch Rating
Shelf-registered Subordinated bonds III Bank KB Bukopin Tranche I Year 2021 Serie A	AA(idn) Fitch Rating	AA(idn) Fitch Rating	idAA (Pefindo)
Shelf-registered Subordinated bonds III Bank KB Bukopin Tranche I Year 2021 Serie B	AA(idn) Fitch Rating	AA(idn) Fitch Rating	idAA (Pefindo)
Senior Unsecured Notes	BBB (stable) Fitch Ratings	-	-

Rating Definition

Rating Agency	Rating	Rating Definition
PEFINDO	idA+	Obligors rated idA have a strong capacity to meet their long-term financial commitments compared to other Indonesian obligors. However, the Obligor is somewhat more vulnerable to adverse effects from changes in circumstances and economic conditions than higher-rated Obligors. The Plus (+) sign indicates that the rating is relatively strong within its respective rating category.
	idA	Indicates that the obligor's ability to meet long-term financial commitments on the debt instrument, compared to other obligors in Indonesia, is strong. However, the obligor's ability may be affected by adverse changes in circumstances and economic conditions, compared to debt instruments with higher ratings.
	idAA	Obligors rated idAA differ from the highest-rated obligors only to a small extent, and have a very strong capacity to meet their long-term obligations. The term of their financial commitments relative to other Indonesian obligors.
	idBBB	An obligor rated idBBB has adequate capacity to meet its long-term financial commitments relative to other Indonesian bonds. However, adverse economic conditions or changing circumstances are more likely to weaken the obligor's capacity to meet its financial commitments.
Fitch Rating	AAA	The National Long-Term Rating 'AAA' is the highest rating assigned by Fitch on the National Rating scale. This rating is given to issuers with the lowest default expectations compared to other similar issuers.

Receivables Collectibility

The consolidated credit quality, classified by type, currency, and collectibility, is presented in the following table:

December 31, 2024 (Consolidated)

(in millions IDR, unless otherwise stated)

Description	Current	Special Mention	Substandard	Doubtful	Non-performing	Total
Rupiah:						
Working Capital	8.586.568	1.342.083	24.387	123.647	1.261.388	11.338.073
Investment	8.951.563	649.760	107.337	95.849	790.115	10.594.624
Consumption	12.644.879	358.749	51.219	85.861	1.575.387	14.716.095
Government Program	79.900	577	-	964	4.802	86.243
Syndication	3.534.954	-	-	-	-	3.534.954
Board of Directors and Employees	30.272	-	36	-	-	30.308
Other Banks	-	-	-	-	-	-
Sub Total IDR	33.828.136	2.351.169	182.979	306.321	3.631.692	40.300.297
Allowances for impairment losses	(519.858)	(291.896)	(121.716)	(103.485)	(1.854.587)	(2.891.542)
Net	33.308.278	2.059.273	61.263	202.836	1.777.105	37.408.755

December 31, 2024 (Consolidated)

(in millions IDR, unless otherwise stated)

Description	Current	Special Mention	Substandard	Doubtful	Non-performing	Total
Foreign Currency:						
Working Capital	2.491.788	-	-	-	14.514	2.506.302
Investment	688.171	130.584	-	-	-	818.755
Consumption	2.149	-	-	-	-	2.149
Syndication	3.899.983	-	-	-	-	3.899.983
Sub Total of Foreign Currency	7.082.091	130.584	-	-	14.514	7.227.189
Allowance for Impairment Loss	(64.040)	(32.873)	-	-	(3.742)	(100.655)
Net	7.018.051	97.711	-	-	10.772	7.126.534
Total	40.326.329	2.156.984	61.263	202.836	1.787.877	44.535.289
Composition	90,55%	4,84%	0,14%	0,46%	4,01%	100,00%

Collectability Based on Currency, Type, and Collectability in 2023

December 31, 2023 (Consolidated)

Description	Current	Special Mention	Substandard	Doubtful	Non-performing	Total
IDR:						
Working Capital	12.700.942	2.778.896	86.298	27.551	1.385.015	16.978.702
Investment	12.421.537	955.853	45.904	15.666	1.036.580	14.475.540
Consumption	10.407.855	444.975	76.048	117.965	1.699.974	12.746.817
Government Program	98.757	1.035	-	1.306	4.044	105.142
Syndication	3.544	122	-	221	39	3.926
Board of Directors and Employees	76.516	-	-	-	2.152	78.668
Other Banks	-	-	-	-	-	-
Sub Total IDR	35.709.151	4.180.881	208.250	162.709	4.127.804	44.388.795
Allowances forimpairment losses	(591.000)	(752.511)	(44.807)	(56.860)	(2.069.484)	(3.514.662)
Net	35.118.151	3.428.370	163.443	105.849	2.058.320	40.874.133
Foreign Currency:						
Working Capital	3.355.300	-	-	-	13.821	3.369.121
Investment	1.658.515	-	-	-	-	1.658.515
Consumption	2.185	-	-	-	-	2.185
Syndication	-	-	-	-	-	-
Sub Total of Foreign Currency	5.016.000	-	-	-	13.821	5.029.821
Allowance for Impairment Loss	(64.311)	-	-	-	(3.861)	(68.172)

Collectability Based on Currency, Type, and Collectability in 2023

December 31, 2023 (Consolidated)

Description	Current	Special Mention	Substandard	Doubtful	Non-performing	Total
Net	4.951.689	-	-	-	9.960	4.961.649
Total	40.069.840	3.428.370	163.443	105.849	2.068.280	45.835.782
Composition	87,42%	7,48%	0,36%	0,23%	4,51%	100,00%



FINANCIAL RATIOS

The following are KB Bank's financial ratios and other important indicators for the 2023 to 2024 financial years.

Financial Ratios and Other Significant Ratios

(In percentage, unless otherwise stated)

Description	December 31, 2024	December 31, 2023
Capital		
CAR by calculating credit risk	17,22%	28,50%
CAR by taking into account credit risk and market risk	17,11%	28,37%
CAR by taking into account credit risk and operational risk	16,49%	27,17%
CAR by Calculating Credit Risk, Market Risk, and Operational Risk	16,38%	27,05%
Net Fixed Assets to Core Capital	91,39%	38,51%
Earning Asset		
Non-performing Earning Assets and Non-performing Non-earning Assets to Total Earning Assets and Non-Earning Assets	5,01%	6,27%
Non-performing Earning Assets to Total Earning Assets	3,00%	6,37%
Allowance for Impairment Losses (CKPN) of Financial Assets to Earning Assets	4,47%	4,80%
NPL Gross	9,06%	9,56%
NPL Nett	4,38%	4,87%
Profitability		
ROA	-7,55%	-7,71%
ROE	-154,60%	-61,38%
NIM	1,31%	0,78%
BOPO	192,58%	223,28%
Cost to Income Ratio (CIR)	146,31%	170,20%
Profit (Loss) Ratio to Interest Income	-116,03%	-124,56%
Profit (Loss) to Total Assets Ratio	-7,62%	-7,18%
Profit (Loss) to Total Equity Ratio	-79,49%	-42,92%
Liabilities to Total Assets Ratio	90,42%	83,26%
Liabilities to Total Equity Ratio	943,43%	497,49%
Liquidity		
LDR	103,26%	113,18%
Compliance		
Percentage of LLL Violation		
Related Parties	-	-
Non-related Parties	-	-
Percentage of LLL Excess		
Related Parties	-	-
Non-related Parties*	7,64%	-
Minimum Reserve Requirement (MRR):		
Main MRR in Rupiah		

Financial Ratios and Other Significant Ratios

(In percentage, unless otherwise stated)

Description	December 31, 2024	December 31, 2023
Daily MRR	8,70%	7,05%
Average MRR	8,74%	7,37%
Macroprudential Liquidity Buffer d/h Secondary MRR	28,82%	35,08%
GWM konvensional valuta asing	4,02%	4,02%
Net Open Position	2,46%	1,62%

*) On December 31, 2020 there was an Legal Lending Limit (LLL) overlimit related to credit guarantees in the context of implementing Credit Risk Management techniques. This LLL overlimit is the impact of the decline in Core Capital experienced by the Bank. This LLL overlimit has been resolved in accordance with Bank Letter No.04380/DIR/III/2021 dated March 8, 2022
*) As of December 31, 2019, there was Legal Lending Limit (LLL) overlimit due to changes in regulations, where the previous regulations based on PBI No.7/3/PBI/2005 and No.8/13/PBI/2008 have been updated with POJK NO. 32/POJK.03/2018 concerning LLL for Commercial Banks. The LLL exceedance that occurred was related to the maximum credit guarantee limit within the framework of Credit Risk Management Techniques (MRK). As of March 2020, this LLL overlimit has been resolved.



BASE CREDIT INTEREST RATE

As a conventional commercial bank operating in Indonesia, KB Bank is obliged to report and publish the Basic Credit Interest Rate (SBDK) in Indonesian Rupiah currency. This obligation is in accordance with OJK Regulation (POJK) No. 37/POJK.03/2019 on Transparency and Publication of Bank Reports and OJK Circular Letter (SEOJK) No. 9/SEOJK.03/2020 concerning Transparency and Publication of Conventional Commercial Bank Reports.

Meanwhile, disclosure of SBDK is an important step to strengthen the implementation of GCG and encourage healthy competition, which in turn creates better market discipline. In addition, SBDK reporting provides clear information, making it easier for customers to understand the benefits, costs, and risks of the credit offered, so that customers can make more informed and wise decisions in choosing credit products that suit their needs.

The following is comparative information on Bank SBDK for 2024 and 2023:

Description	Rupiah Basic Credit Interest Rate Based on Segment				
	Corporate Credit	Retail Credit	Micro Credit	Household Loan Credit	Non- Household Loan Credit
2024					
December	8.52%	8.59%	11.20%	9.29%	9.74%
2023					
December	9.17%	9.31%	9.31%	9.31%	9.31%

CAPITAL STRUCTURE AND MANAGEMENT POLICY ON CAPITAL STRUCTURE

Capital Structure Management Policy

KB Bank is committed to maintaining a healthy capital structure balance to support business continuity and optimize returns for shareholders. In addition, in accordance with the provisions of the Limited Liability Company Law which has been in effect since August 16, 2007, KB Bank is required to allocate up to 20% of the issued and fully paid-up share capital into a non-distributable reserve fund. External provisions related to this capital will be one of the considerations in the upcoming General Meeting of Shareholders (GMS).

In managing its capital structure, KB Bank always adjusts its policies based on the dynamics of economic conditions. To maintain capital balance, steps that can be taken include adjusting dividend policies, providing capital rewards to shareholders, or issuing new shares.

Throughout the period ending December 31, 2024, there were no changes in KB Bank's objectives, policies, or capital management processes. The policies implemented remain focused on maintaining a healthy capital structure in order to ensure access to funding sources at competitive costs.

Company Capital Structure

KB Bank determines the composition of its capital structure that aims to achieve optimal value and support business sustainability. In this effort, KB Bank implements a balanced capital structure in order to maximize the company's value. The following is the composition of the capital structure for 2024 and its comparison with 2023:

Summary of Quantitative Data on KB Bank Capital Management 2024-2023

(in million IDR, unless otherwise stated)

Capital Component	31 December 2024		31 December 2023	
	INDIVIDUAL	CONSOLIDATION	INDIVIDUAL	CONSOLIDATION
A. EQUITY TIER (Tier 1)			7.847.606	9.813.056
1. Common Equity Tier (CET 1)	3.410.320	5.401.050	7.847.606	9.813.056
1,1 Paid-Up Capital (net of Treasury Stock)	19.000.000	19.000.000	19.000.000	19.000.000
1,2 Disclosed Reserved	(12.615.080)	(12.069.567)	(5.726.387)	(6.230.802)
1,2,1 Additional Factors	9.995.144	10.181.385	9.792.829	10.001.143
1,2,1,1 Other comprehensive income	1.769.377	1.955.618	1.567.062	1.775.376
1,2,1,1,1 Difference in Financial Statements Disclosure	-	-		
1,2,1,1,2 Potential profit from an increase in fair value of financial assets in ready for sale category	-	138.653	9.696	171.483

Summary of Quantitative Data on KB Bank Capital Management 2024-2023

(in million IDR, unless otherwise stated)

Capital Component				31 December 2024		31 December 2023	
				INDIVIDUAL	CONSOLIDATION	INDIVIDUAL	CONSOLIDATION
		1,2,1,1,3	Fixed assets revaluation surplus balance	1.769.377	1.816.965	1.557.366	1.603.893
	1,2,1,2	Other Disclosed Reserves		8.225.767	8.225.767	8.225.767	8.225.767
		1,2,1,2,1	Agio	8.225.767	8.225.767	8.225.767	8.225.767
		1,2,1,2,2	General Reserves	-	-		
.		1,2,1,2,3	Past years profit	-	-		
		1,2,1,2,4	Profit for the year	-	-		
		1,2,1,2,5	Paid-up capital funds	-	-	-	-
		1,2,1,2,6	Others	-	-		
1,2,2	Deduction Factors			(22.610.224)	(22.250.952)	(15.519.216)	(16.231.945)
	1,2,2,1	Other comprehensive income		(28.478)	-		
		1,2,2,1,1	Difference in financial statement disclosure	-	-		
		1,2,2,1,2	Potential Loss from an impairment of fair value of financial assets in available for sale category	(28.478)	-		
	1,2,2,2	Other Disclosed Reserves		(22.581.746)	(22.250.952)	(15.519.216)	(16.231.945)
		1,2,2,2,1	Disagio	-	-	-	-
		1,2,2,2,2	Past years losses	(14.172.960)	(14.864.834)	(8.662.180)	(8.830.450)
		1,2,2,2,3	Losses for the year	(7.378.803)	(6.329.151)	(5.510.779)	(6.034.384)
		1,2,2,2,4	Deficit between Provisions of Asset Allowance (PPA) and Allowance for Impairment Losses (CKPN) of earning assets	(361.658)	(263.414)	(367.039)	(254.447)

Summary of Quantitative Data on KB Bank Capital Management 2024-2023

(in million IDR, unless otherwise stated)

Capital Component				31 December 2024		31 December 2023	
				INDIVIDUAL	CONSOLIDATION	INDIVIDUAL	CONSOLIDATION
			1,2,2,2,5 Deficit in the amount of adjustments to the fair value of financial instruments in the Trading Book	-	-		
			1,2,2,2,6 PPA of non-productive assets that must be established	(668.325)	(793.553)	(979.218)	(1.112.664)
			1,2,2,2,7 Others	-	-		
	1,3	Non-Controlling Interests that can be taken into account					
	1,4	Common Equity Tier 1 Deduction Factors		(2.794.600)	(1.529.383)	(5.426.007)	(2.956.142)
		1,4,1	Deferred tax calculation	(1.150.806)	(1.258.561)	(2.558.815)	(2.670.542)
		1,4,2	*Goodwill*	-	(189.482)	-	(189.482)
		1,4,3	All other intangible assets	(80.652)	(81.325)	(95.241)	(96.103)
		1,4,4	Participation that is calculated as a deduction factor	(1.178.142)	(15)	(2.206.951)	(15)
		1,4,5	Lack of capital in insurance subsidiary	-	-		
		1,4,6	Securitization exposures	-	-		
		1,4,7	Other deduction factors of common equity tier 1	(565.000)	-	(565.000)	-
			1,4,7,1 Placement of funds in AT I instrument and/or Tier 2 at other banks	(565.000)	-	(565.000)	-
			1,4,7,2 Cross ownership in other entities that is obtained based on transfer by law, grant, or probate grant	-	-		
			1,4,7,3 Exposures that give rise to Credit Risk due to failure in settlement (settlement risk) - Non Delivery Versus Payment	-	-		
			1,4,7,4 Exposures in Subsidiary Companies that carry out business activities based on sharia principles (if any)	-	-		
2.	Additional Tier 1 ((AT - 1)						
	2,1	Instruments that fulfil AT 1 requirements					
	2,2	Agio/Disagio					
	2,3	Deduction Factors: Investment in AT1 and Tier 2 instruments at other banks					
		2,3,1	Placement of funds in AT I instrument and/or Tier 2 at other banks				

Summary of Quantitative Data on KB Bank Capital Management 2024-2023

(in million IDR, unless otherwise stated)

Capital Component	31 December 2024		31 December 2023	
	INDIVIDUAL	CONSOLIDATION	INDIVIDUAL	CONSOLIDATION
2,3,2 Cross ownership in other entities that is obtained based on transfer by law, grant, or probate grant				
B. SUPPLEMENTARY CAPITAL (Tier 2)	3.410.320	4.099.247	4.317.559	4.392.073
1. Capital instruments in the form of shares or other forms that fulfill the Requirements of Tier 2	3.252.830	3.602.830	3.798.018	3.848.018
2. Agio/disagio	-	-		
3. General reserves of PPA for earning assets that must be established (maximum 1,25% of Credit Risk RWA)	157.490	496.417	519.541	544.055
4. Deduction Factors of Tier 2 Capital 1)				
4,1 *Sinking Fund*				
4,2 Investment in AT1 and Tier 2 instruments at other banks 2)				
4,3 Cross ownership in other entities that is obtained based on transfer by law, grant, or probate grant				
TOTAL CAPITAL	6.820.640	9.500.297	12.165.165	14.205.129
RISK WEIGHTED ASSETS				
CREDIT RISK RWA 3)	39.598.647	45.189.096	42.683.771	48.289.880
MARKET RISK RWA	268.195	168.195	197.195	197.195
OPERATIONAL RISK RWA	1.771.508	1.987.358	2.098.314	2.344.395
TOTAL RWA	41.638.350	47.444.649	44.979.280	50.831.470
CAR RATIO ACCORDING TO RISK PROFILE	9,00%	9,00%	10,00%	10,00%
CAR RATIO				
CET 1 Ratio (%)	8,19%	11,38%	17,45%	19,31%
Tier 1 Ratio (%)	8,19%	11,38%	17,45%	19,31%
Tier 2 Ratio (%)	8,19%	8,64%	9,60%	8,64%
RWA Ratio (%)	16,38%	20,02%	27,05%	27,95%
CET 1 FOR BUFFER (%)	2,19%	5,38%	11,45%	13,31%
PERCENTAGE OF BUFFER THAT MUST BE FULFILLED BY THE BANK (%)	2,500%	2,500%	2,500%	2,500%
Capital Conservation Buffer (%)	2,500%	2,500%	2,500%	2,500%
Countercyclical Buffer (%)	0,000%	0,000%	0,000%	0,000%
Capital Surcharge for systemic banks (%)	0,000%	0,000%	0,000%	0,000%

To ensure operational sustainability, KB Bank has the responsibility to manage its capital optimally. This management is not only based on the Company's obligation to provide returns to shareholders, but also to create added value and benefits for other stakeholders. The capital structure applied reflects the balance between equity, which consists of the Company's equity, and external capital which includes liabilities. External capital can come from various sources, such as bank loans, trade debt, or other forms of financing, while equity is obtained through capital placement and annual comprehensive income.

In managing its capital structure, the Bank implements the following policies:

1. Optimizing the use of capital to support business growth, especially in new financing and future investments (New Generation Banking System, outlet development, and others).
2. Providing reserves for credit losses, which are sourced from income from recovery efforts (turn-around).
3. Managing RWA and capital charges through collateral restructuring, as well as resolving problem loans and foreclosed assets (AYDA).

MATERIAL COMMITMENTS RELATED TO CAPITAL GOODS INVESTMENTS

Referring to the Financial Services Authority Regulation (POJK) No. 17/POJK.04/2020 concerning Material Transactions and Changes in Business Activities, Article 3 paragraph (1) stipulates that a transaction is categorized as a material transaction if the transaction value reaches or exceeds 20% of the equity of the Public Company.

Throughout 2024, the Bank has no material commitments for capital goods investment. Thus, information related to this cannot be submitted.



REALIZATION OF CAPITAL GOODS INVESTMENT

Throughout 2024, PT Bank KB Bukopin Tbk continues to implement investment strategies in capital goods to improve performance and create added value in the future. The following is the realization of the Bank's capital goods investment for 2023 and 2024:

Realization of Capital Goods Investment 2024-2023

(in millions IDR, unless otherwise stated)

Description	December 31 2024	December 31 2023	Growth	
			IDR	%
Land	-	8.175	(8.175)	-100,00%
Building	2.054	5.561	(3.507)	-63,06%
Furniture and Office supplies	47.138	14.084	33.054	234,69%
Motor Vehicle	250	26.749	(26.499)	-99,07%
Building Facilities	-	351	(351)	-100,00%
Assets under Constructions	2.219	5.846	(3.627)	-62,04%
Total Capital Expenditure	51.661	60.766	(9.105)	-14,98%
Payment Cash Flow for Capital Expenditure	51.661	60.766	(9.105)	-14,98%

Until December 31, 2024, the capital goods investment realized by KB Bank showed a decline, from IDR 60.77 billion in 2023 to IDR 51.66 billion in 2024.

MATERIAL INFORMATION AND FACTS THAT OCCUR AFTER THE DATE OF THE ACCOUNTANT'S REPORT

There is no material information and facts that occurred between the end of the reporting period of December 31, 2024 and the date of the accountant's report on March 12, 2025. Therefore, this information cannot be submitted.

BUSINESS PROSPECT

As quoted from the Bank Indonesia Report entitled "Synergy to Strengthen National Economic Stability and Transformation" explains that, The dynamics and direction of the global economy in 2025-2026 and the next five years will have major implications for the Indonesian economy, and therefore need to be anticipated with an optimal national economic policy mix response.

There are at least 5 (five) important aspects that need to be considered, namely:

1. The importance of maintaining macroeconomic and financial system stability as the first and main defense in facing the dynamics of the global economy and finance that are changing rapidly and full of uncertainty.
2. The need to continue to increase domestic growth sources, especially consumption and investment, while continuing to encourage exports through trade cooperation between countries.
3. The need to accelerate real sector transformation policies to increase competitiveness and productivity, both capital, labor, and innovation and efficiency. Improving the investment climate to be able to compete in attracting foreign direct investment, the ability to encourage growth in capital-intensive and labor-intensive sectors, as well as improving skills and certification of workforce professions is increasingly important.
4. The need to increase the deepening of the financial market for sources of financing for the national economy and to maintain the attractiveness of foreign capital flows in the form of portfolio investment and PMA.
5. The need to accelerate digitalization in terms of payment systems, the financial sector, and innovation in various economic and financial transactions nationally and internationally. Digitalization will drive economic growth with the increasing development of the financial services and intermediary sectors as well as increasing the efficiency and productivity of the national economy.

In response to future challenges, KB Bank continues to encourage synergy between the parent company and its subsidiaries which aims to create mutually beneficial cooperation while continuing to strengthen the supervisory function through integrated governance. Increasing business development is carried out through the concept of synergy between the parent company and its subsidiaries with the theme "Strengthening Synergy and Collaboration" which is aligned with the implementation of POJK 28/POJK.03/2019 concerning Banking Synergy in One Ownership for the Development of Sharia Banking.

There are 3 (three) main areas that are the focus of strengthening Synergy and Collaboration, including Delivery Channel, E-channel, IT, and Digital Ecosystem, with the following development perspective concepts:

1. Delivery Channel Synergy
   - Increasing the number and distribution by adding General Bank Sharia Service (LSBU) points
   - Increasing HR competency in carrying out LSBU functions and cross-selling of sharia products by Bank officers through a referral scheme
   - Increasing service capacity at LSBU outlets
   - Mini ATM business cooperation with banks
   - Co-Location through the Type A pattern: Full relocation, Type B: Placement of sales functions at bank outlets and Type C: conventional LSBU
   - Carrying out promotional activities by placing KB Bank Syariah marketing staff at KB Bank outlets for the sale of gold financing during a certain period.
   - Use of ex-closed outlets from KB Bank as new outlets and relocation of KB Bank Syariah in the context of implementing banking synergy, for example: use of ex-KCU Banda Aceh in the context of implementing qonun Aceh, use of ex-KCP Antapani in the context of relocating KCU for efficiency, and plans to use other closed ex-outlets according to the needs of the subsidiary's business development adjusted to the cost benefit analysis.
   - Utilization of part of the KB Bank Building area by the Subsidiary to be used for product sales activities and other business activities.

2. E-Channel Synergy
    - Review of features on sharia mobile banking, namely M-BISA, or development of sharia digital banking services through synergy with the Wokee / KB Star application
    - Synergy in the use of BI-FAST & QRIS payment networks through M-BISA
    - Attracting Muhammadiyah students to use M-BISA
    - Cooperation in the Mini ATM business, PPOB and utilization of Bank E-channel services.
    - Use of KBBS cash withdrawal transactions at KB Bank ATMs with the “on US” scheme
3. IT and Digital Ecosystem Synergy
    - Utilization of the parent company's capabilities related to E-KYC to improve customer experience
    - Implementation of Know Your Customer (KYC) procedures to support the implementation of the APU, PPT and PPPSPM Programs through the use of Dow Jones licensed applications
    - Reviewing the use of KB Star for the sale of sharia products.
4. Strengthening PT KB Bukopin Finance through Company consolidation
    - Currently, the core capabilities of the financial group will be focused on the growth of the parent company, namely BBKP, as its main priority.
    - At the same time, KBBF is directed to improve the company's financial structure through capital reduction, this is necessary to create a strategic and financial foundation to attract potential investors who have experience in running a better financing company business.



TARGET ACHIEVEMENTS WITH REALIZATION AND PROJECTIONS FOR THE NEXT YEAR

Entering 2024, the Bank has formulated and set various targets to be achieved, which are then outlined in the Bank Business Plan (RBB). The preparation of these targets is carried out by considering the dynamics that occur, both in the economic sector and the banking industry in Indonesia. The following are the Company's achievements on the targets that have been set for 2024 and projections for 2025:

Achievement of Realization of the 2023 Target

(in million IDR, unless otherwise stated)

Description	Realization 2024	Bank's Business Plan (RBB)	Achievements (%)
Financial Position			
Total Assets	75.458.349	79.568.054	94,83%
Placement with Bank Indonesia and Other Banks	1.594.828	3.329.691	47,90%
Securities	21.107.351	20.249.586	104,24%
Loans	41.456.215	43.228.510	95,90%
Other Asset Components	11.299.955	12.760.267	88,56%
Total Liabilities	57.894.471	68.376.894	84,67%
Total Customer Saving	40.147.845	43.511.886	92,27%
Securities Issued	5.790.158	5.540.458	104,51%
Other Liabilities Components	11.956.468	19.324.550	61,87%
Total Equities	7.563.879	11.191.160	67,59%
Paid-up Capital and Additional Paid-up Capital	27.225.767	27.699.744	98,29%
Profit/Loss Accummulation	(21.417.116)	(18.165.306)	84,82%
Other Equity Components	1.755.228	1.656.721	105,95%
Profit/Loss			
Income and Interest Expense			
Interest Income	4.877.943	4.685.562	104,11%
Interest Expense	(3.969.035)	(3.750.398)	94,49%
Interest Income – Net	908.908	935.164	97,19%
Operating Income and Expenses Other than Interest			
Operating Income Other Than Interest	318.964	643.881	49,54%
Operating Expenses other than Interest	(1.796.458)	(2.129.776)	118,55%
- General and Administrative Expenses	(1.088.119)	(1.196.547)	109,96%
- Labor Burden	(708.339)	(933.229)	131,75%
Operating Income (Expenses) Other Than Interest - net	(1.477.494)	(1.485.895)	100,57%
(Expense) CKPN Recovery	(4.247.876)	(3.909.321)	92,03%
Operating Profit (Loss)	(4.816.462)	(4.460.052)	92,60%
Non-Operating Income (Expense) – Net	(1.145.292)	(658.341)	57,48%
Profit before tax Income	(5.961.753)	(5.118.393)	85,85%
Income Tax Benefits (Expense)	(1.417.050)	1.126.046	-79,46%
Net Profit	(7.378.803)	(3.992.346)	54,11%

2025 Projection on 2024 Realization

(in millions IDR, unless in percentage)

Description	Realization 2024	RBB 2025
Financial Position		
Total Assets	75.458.349	79.859.254
Loans	41.456.215	46.531.650
Total Customer's Saving	40.147.845	44.879.813
Total Equities	7.563.879	8.066.295
Loss/Profit		
Interest income – net	4.877.943	5.163.371
Operating income other than Interest	318.964	484.771
Operating Expenses other than Interest	(1.796.458)	(2.028.000)
(Expense) CKPN Recovery	(4.247.876)	(1.054.096)
Non-Operating Income (Expense) – Net	(1.145.292)	1.282.950
Net Profit	(7.378.803)	205.695
BASIC FINANCIAL RATIO		
NIM	1,31%	2,19%
CAR	16,38%	20,46%
NPL-Net	4,38%	4,02%



MARKETING ASPECTS

In running its business, marketing aspect is the key factor for the Company. This aspect aims to map market share to support business growth, as well as analyze market needs to align marketing strategy implemented with existing demand. The following are the marketing strategies implemented by KB Bank throughout 2024:

Management Strategy

Based on current conditions both internally and externally, and in order to achieve the targets that have been set, KB Bank has identified the stages in achieving its targets, namely making improvements and fundamental updates to the Bank, preparing a catch-up strategy by implementing market best practices and increasing bank competency through innovation.

To support the targeted growth, there are 4 (four) pillars that need to be achieved, namely:

1. Boost Sales Performance
   Synergy between business segments is essential to create a good business ecosystem for the Bank. By deepening the wholesale business to strengthen positioning in the market and acting as an anchor that provides opportunities for MSME & Retail businesses to enter. In addition, the Bank will improve products, processes, and manpower and collaborate with KBFG affiliates and subsidiaries so that the bank's business can grow sustainably.
2. Innovation
   Innovation carried out by the bank must be in line with the direction of the business strategy so that it can provide added value for customers but also as an efficiency step for the Bank so that the business process becomes more effective and efficient. The innovation carried out also aims for cost efficiency by simplifying and centralizing, reducing manual processes, manpower and outlet optimization strategies.
3. Strengthening Asset Quality
   To prevent a decline in credit quality, this is done through strengthening DPD management, the Bank also continues to improve asset quality through Sukuk and ABS schemes in selling AYDA and continues to optimize collection activities in all segments. Acceleration of AYDA sales is carried out by socializing incentive programs for AYDA sales with attractive schemes for employees who succeed in selling AYDA which have been socialized through KB Bank's internal information channels.
   The Bank has also strengthened the Special Asset Management function to optimize collection and settlement of bad banks which of course avoids settlement options that create a burden for the Bank. In addition, the Bank will periodically restructure to prevent new NPLs and their impact on the Bank's capital.
   Still in order to strengthen asset quality, the bank continues to improve the credit process to be more centralized and systematic, one of which is implemented through LOAS (Loan Origination Application System).
4. Advanced IT and Digital
   Strengthening digital positioning in the market is carried out through information and digital technology transformation through SHINE and the launch of digital apps, namely KBStar. The Bank will focus on developing applications to form a digital ecosystem that aims to expand cooperation, maximize sales and be able to meet customer needs. In addition, the Bank will rebrand through changes to the brand and logo which aims to improve the bank's reputation and as an effort to strengthen customer trust.

Market Share

KB Bank continues to strive to improve its competitiveness against peer groups in facing competition in all aspects, especially in terms of competence. Changes in the dynamics of banking business in the Banking Industry affect KB Bank's peer group, so the Bank re-evaluates the peer group based on banking rankings in the aspects; financial performance (common equity, Assets, DPK, KYD), distribution of the number of branch offices in each province, similarity of bank business criteria, and based on the proximity of the market penetration matrix. This business competition can be seen, among others, based on the number of Assets owned, the amount of Third Party Funds (DPK) that have been collected, the amount of Credit Given (KYD), the Bank's Net Income (Net Income) and the Bank's NPL ratio.

KB Bank Market Share in the Indonesian Banking Industry

(in trillion IDR, unless otherwise stated)

Description		December 31 2024	December 31 2023	December 31 2022
Total Assets	Banking Industry	12.461	11.766	11.113
	KB Bank	83	84	90
	Market Share	0,67%	0,72%	0,81%
Total Third Party Fund (DPK)	Banking Industry	8.837	8.458	8.154
	KB Bank	47	45	52
	Market Share	0,53%	0,53%	0,64%
Total Loans (KYD)	Banking Industry	7.943	7.187	6.498
	KB Bank	48	49	51
	Market Share	0,60%	0,69%	0,78%



DIVIDEND POLICY AND DISTRIBUTION

Basis of Dividend Distribution Policy

Referring to the provisions in the Bank's Articles of Association regarding the Use of Profit and Dividend Distribution, the dividend policy implemented is adjusted to the Bank's capabilities and is determined through a decision at the General Meeting of Shareholders (GMS). This policy is determined by considering financial conditions, financial health levels, and regulations related to capital and laws and regulations applicable in the banking sector. Dividend distribution also depends on the performance and financial condition of KB Bank.

Dividend Distribution and Payment in the Last 3 Years

Dividend Distribution and Payment for the Last 3 Years

Description	2024	2023	2022
Fiscal year	2023	2022	2021
Announcement Date	NONE		
Payment Date			
Dividend Sharing Policy (%)			
Cash Dividend Distributed (IDR)			
Dividend per share (IDR/share)			
Dividend Distribution Ratio (%)			

INFORMATION ABOUT THE SHARE OWNERSHIP PROGRAM BY EMPLOYEES AND/ OR MANAGEMENT (ESOP/MSOP)

Based on the decision of the General Meeting of Shareholders held on April 20, 2005, as stated in deed No. 26 made by Notary Lindasari Bachroem, S.H., shareholders approved the issuance of stock options to be carried out in three stages. These stock options are given to directors and employees in certain positions who meet the established criteria. The number of shares issued in the stock option program from the first stage to the third stage is set at a maximum of 5% of the Bank's paid-up capital within a period of three years, without providing Pre-emptive Rights (HMETD) to existing shareholders. The granting of the first stage of stock options was carried out simultaneously with the initial public offering (IPO). Until July 6, 2013, which was the deadline for the execution, there were stock options that were not executed because they had passed their implementation period. Therefore, the reserve for expired stock options worth IDR 8,599 million has been recorded as additional paid-up capital.



INFORMATION REGARDING THE REALIZATION OF USE OF PUBLIC OFFERING PROCEEDS

Public Offering Fund Realization Report

Type of Limited Offering	Effective Date	Limited Offer Amounts	Limited Offer Fees
Limited Public Offering VI	November 8, 2021	7.042.857.796.800	4.252.382.010
Limited Public Offering VII	May 5, 2023	11.999.999.969.200	60.661.014.127

In 2021, the Bank carried out a corporate action in the form of a Limited Public Offering VI ("PUT VI") which obtained an Effective Letter from the Financial Services Authority (OJK) on November 8, 2021. From this corporate action, the Bank managed to raise funds of IDR 7,042,857,796,800, - before being reduced by the PUT VI emission costs of IDR 4,252,382,010, - so that the net funds received by the Bank were IDR 7,038,605,414,790, - which was used 16% for investment in relation to development in the IT sector and 84% for expansion of new good quality credit which will be focused on the retail segment and SME, Commercial, and Indonesia-Korea Business Link business links. As of December 31, 2024, the total remaining funds from PUT VI were still IDR 69,838,222,207.

Then in 2023, the Bank carried out a corporate action in the form of Limited Public Offering VII ("PUT VII") which obtained an Effective Letter from the Financial Services Authority (OJK) on May 5, 2023, from this corporate action the Bank managed to raise funds of IDR 11,999,999,969,200, - before being reduced by the PUT VII issuance costs of Rp60,661,014,127, - so that the net funds received by the Bank were IDR 11,939,338,955,073, - which were used for additional investment in Subsidiaries and used to expand new good quality credit, which will be focused on the retail, SME, wholesale, and Indonesia-Korea business link segments. As of December 31, 2024, the total remaining funds from PUT VII were still IDR 18,000,000,000, -.



Net Proceeds	Working Capital of Bank Financing Business Activities	Total	Remaining Proceeds From Limited Offering
7.038.605.414.790	7.038.605.414.790	7.038.605.414.790	69.838.222.207
11.939.338.955.073	11.939.338.955.073	11.939.338.955.073	18.000.000.000

MATERIAL INFORMATION REGARDING INVESTMENT, EXPANSION, DIVESTMENT, BUSINESS MERGER, ACQUISITION, AND/OR DEBT/CAPITAL RESTRUCTURING

Material Information Regarding Investment

Description	Maturity Date	Rate December 31, 2024
KB Finansia Multi Finance Bond II 2023 Series B	Juni 27, 2026	AAA
Sukuk Wakalah BI-Al Istitsmar Jk. Panjang Conducted Without Going Through Public Offering I PT Perusahaan Pengelola Aset 2022	September28, 2037	BBB-
KIK EBA Bank Bukopin 2019	September 4, 2026	AAA
IDR-Linked Step-Up Fixed Rate Guaranteed Bond IDMB United Pte Ltd	June 21, 2027	A+
IDR-Linked Step-Up Fixed Rate Guaranteed Bond SMMK United Pte Ltd	June 212030	A+
IDR-Linked Step-Up Fixed Rate Guaranteed Bond TLDC United Pte Ltd	March 28, 2029	A+
Government Bond – Rupiah	April 15, 2040	No Rating
Indonesian Government Sukuk Ijarah Bonds	April 15, 2043	No Rating

Material Information Regarding Expansion

In 2024, the Bank did not undertake any material expansion, hence this information cannot be provided.

Material Information Regarding Divestment

In 2024, the Bank did not conduct any material divestment, so this information cannot be submitted.

Material Information Regarding Merger/Amalgamation

In 2024, the Bank did not conduct any material merger/amalgamation, so this information cannot be submitted.

Material Information Regarding Acquisition

In 2024, the Bank did not conduct any material acquisition, so this information cannot be submitted.

Material Investment Regarding Debt/Capital Restructuring

In 2024, the Bank did not carry out any material debt/capital restructuring, so this information cannot be provided.

INFORMATION ON MATERIAL TRANSACTIONS CONTAINING CONFLICTS OF INTEREST AND/ OR TRANSACTIONS WITH AFFILIATED PARTIES/RELATED PARTIES

Conflict of Interest Transactions and/ or Transactions with Affiliated Parties

A Conflict of Interest occurs when there is a difference between the Company's economic interests and the personal economic interests of members of the Board of Directors, members of the Board of Commissioners, or major shareholders, which has the potential to harm the Company.

Meanwhile, Affiliated Transactions refer to transactions conducted by the Company or Subsidiaries with parties that have an affiliated relationship, either with the Company itself or with members of the Board of Directors, members of the Board of Commissioners, or major shareholders of the Company.

Related Party Transactions

The Bank and its subsidiaries conduct transactions with related parties. In this consolidated financial statement, the term related party is in accordance with the Statement of Financial Accounting Standards (PSAK) 224 concerning "Related Party Disclosures". A related party is a person or entity that is related to the entity that prepares its financial statements (the reporting entity). Related parties are as follows:

1. Person or close family member has a relationship with the reporting entity if the person:
   a. Has control or joint control over the reporting entity;
   b. Has significant influence over the reporting entity; or
   c. Is a member of the key management personnel of the reporting entity or of a parent of the reporting entity.
2. An entity is related to the reporting entity if the entity:
   a. The entity and the reporting entity are members of the same group (meaning that the parent, subsidiary and subsequent subsidiary are related to the other entity);
   b. An entity is an associate or joint venture of the other entity (or an associate or joint venture of a member of a group of which the other entity is a member);
   c. The two entities are joint ventures of the same third party;
   d. An entity is a joint venture of a third entity and the other entity is an associate of the third entity;
   e. The entity is a post-employment benefit plan for employee benefits of either the reporting entity or an entity related to the reporting entity. If the reporting entity is the entity that administers the plan, the sponsoring entity is also related to the reporting entity;
   f. An entity that is controlled or jointly controlled by a person identified in number i); or
   g. The person identified in (i)(a) has significant influence over the entity or is a member of the key management personnel of the entity (or of a parent of the entity);
   h. The entity, or a member of a group of which the entity is a member, provides key management personnel services to the reporting entity or to a parent of the reporting entity.

Name of Transacting Parties, Nature of Affiliate Relationship, Nature of Transaction, and Reason for Transaction

This transaction is conducted based on terms agreed by both parties, where such terms may not be the same as transactions conducted with unrelated parties. Based on these provisions, the related parties and the nature of their relationship with the Bank are described as follows:

Nature of Relationship	Related Parties
Controlling Shareholders	KB Kookmin Bank Co., Ltd.
Controlled/under the significant influence of one of the Bank's main shareholders	PT Haka Sarana Investama
	Kopelindo Infrastruktur Indonesia
	PT Bosowa Berlian Motor
	PT Bosowa Amal Taksi
	PT Mallomo
	PT Bosowa Utama
	PT Makassar Capital
	PT Bosowa Tambang Indonesia
	PT KB Finansial Multi Finance
	PT Sunindo KB Finance
	PT Kurnia Oryza Abadi
	PT KB Valbury Sekuritas
Related party	-
Same key management	Dinasti Batubara Indonesia
	PT Gerin Surya Gemilang
Bank pension fund	Pension Fund of Bank KB Bukopin
Management and key employees	Board of Directors, Board of Commissioners, Sharia Supervisory Board, and Executive Officers

Realization of Related Party Transactions

Realization of Related Party Transactions in 2024-2023

(in millions IDR, unless otherwise stated)

Description	2024	2023
Assets		
Current Account in other Banks		
KB Kookmin Bank	10.585	6.377
Loans and Sharia financing/receivables - gross		
PT KB Finansia Multi Finance	249.989	499.791
PT Haka Sarana Investama	0	0
PT Sunindo KB Finance	59.850	119.988
PT Dalle Mineral Papua	0	0
Dinasti Batubara Indonesia	0	0
PT Bosowa Amal Taksi	0	0
PT Bosowa Utama	0	0
PT Mallomo	0	0
PT Bosowa Berlian Motor	0	0
Kopelindo Infrastruktur Indonesia	0	0
PT Makassar Capital	0	0
PT Kurnia Oryza Abadi	0	0
PT Gerin Surya Gemilang	0	0

Realization of Related Party Transactions in 2024-2023

(in millions IDR, unless otherwise stated)

Description	2024	2023
PT Bosowa Tambang Indonesia	0	0
PT Merpati Wahana Taksi	0	0
PT Karya Ratu Mulia	0	0
PT Legalino Lines	0	0
PT Oto Rental Nusantara	0	0
PT Anisbi Nunggal Bhakti	0	0
PT Bantimurung Indah	0	0
Board of Directors, Board of Commissioners, Sharia Supervisory Board, and Executive Officers	30.144	21.226
Total Assets for the related parties	350.568	647.023
Percentage of Total Asset	0,42%	0,77%
Liabilities		
Savings from Other Banks	2.710.649	7.699.413
Borrowings	6.557.175	6.544.886
Timed Deposits	42.412	40.311
Current Account	3.203	9.094
Savings	45.260	18.491
Issued Securities	0	0
Post-employment benefits	0	0
KB Bukopin Bank Pension Fund	0	61.700
Board of Directors, Board of Commissioners, Sharia Supervisory Board, and Executive Officers	28.211	0
Total Liabilities for related parties	9.386.910	14.373.895
Percentage of total liabilities	12,50%	20,48%
Interest and Sharia income from related parties	24.469	22.592
Percentage against interest and Sharia	0,45%	0,46%
Other operating income		
Other income and commissions from related parties	0	0
Percentage of other operating income	0,00%	0,00%
Interest and Sharia expenses from related parties	664	899
Percentage of interest and Sharia expenses	0,02%	0,02%
Other operational expenses		
Salaries and benefits of employees, management and executive officers	58.740	67.460
Percentage of other operations	2,90%	2,96%

Explanation Regarding Transaction Fairness

KB Bank conducts transactions with related parties substantially with normal requirements as those conducted with unrelated parties and is treated as a transaction in accordance with the standards of Financial Accounting Standards Statement (PSAK) 224 concerning Disclosure of Related Parties.

KB Bank conducts transactions with related parties based on market prices. Transactions between the Company and SOEs are treated as transactions with related parties in accordance with Financial Accounting Standards Statement (PSAK) 224 concerning Disclosure of Related Parties.

Statement of the Board of Directors Regarding the Principle of Fair Transactions

The Board of Directors is committed to upholding the arm's length principle (ALP) which is a principle that regulates that if the conditions in a transaction conducted between parties that have a Special Relationship are the same or comparable to the conditions in a transaction conducted between parties that do not have a Special Relationship as a comparison, then the price or profit in the transaction conducted between parties that have a Special Relationship must be the same as or within the range of the price or profit in the transaction conducted between parties that do not have a Special Relationship as a comparison. In principle, based on the norm that the price or profit on transactions carried out with affiliated parties is determined by market forces, so that the transaction can reflect a fair market price (Fair Market Value/FMV).

The Role of the Board of Commissioners and the Audit Committee in Fulfilling the Principle of Fair Transactions

The Board of Commissioners together with the Audit Committee are committed to upholding the arm's length principle (ALP). The KB Bank review mechanism for transactions with Related Parties is carried out through an audit process, especially an audit that has been carried out by a public accountant and published, where this mechanism is stated in the Financial Accounting Standards Statement (PSAK) 224 concerning Disclosure of Related Parties. In principle, based on the norm that the price or profit on transactions carried out with affiliated parties is determined by market forces, so that the transaction can reflect a fair market price (Fair Market Value/FMV).

Throughout 2024, the Bank did not violate any laws and regulations related to transactions with related parties and there were no transactions containing a conflict of interest.

Compliance with Related Regulations and Provisions

Compliance with related regulations and provisions, namely Financial Accounting Standards (SAK) in Indonesia is carried out through efforts to disclose the Financial Accounting Standards Statement (PSAK) 224 concerning Disclosure of Related Parties in the Company's 2024 Financial Statements which have been audited by the Public Accounting Firm (KAP) Mirawati Sensi Idris (Moore Global). All transactions carried out with related parties, whether carried out with conditions and requirements with third parties or not, are disclosed in the financial statements.

CHANGES IN LEGISLATION THAT HAVE A SIGNIFICANT IMPACT ON THE COMPANY

KB Bank is committed to complying with all applicable laws and regulations. Therefore, KB Bank always concerns any changes in laws and regulations that can be implemented in its business activities. The following are changes in laws and regulations that will impact the company in 2024:

Table of Changes to Legislation

No	Legislation	Change Points	Impact to the Bank	Mitigation Efforts
1	POJK Number 4 of 2024 concerning Reports on Ownership or Any Changes in Ownership of Shares of Public Companies and Reports on Activities of Pledge of Shares of Public Companies	1. Addition of obligation to submit report on activities of pledging shares to OJK. 2. Change in percentage of obligation to submit report on changes in ownership of voting rights over shares. 3. Change in time of Submission of share ownership report.	It has a quantitative impact on shareholders and does not have a significant impact on the Company.	1. Conducting socialization to stakeholders. 2. Adjusting Internal Policy on reporting share ownership.
2	POJK Number 5 of 2024 concerning Determination of Supervision Status and Handling of Commercial Bank Problems	1. Non-Systemic Commercial Banks are required to submit a Recovery Action Plan	It has a qualitative and quantitative impact on the Company.	1. Forming TFT in designing the Recovery Action Plan. 2. Policy Making 3. Submission of the Recovery Action Plan to OJK and LPS on time
3	PLPS Number 1 of 2024 concerning Banking Restructuring Program Premiums	1. The obligation to pay PRP (Banking Restructuring Program) premiums is paid 2 (two) times a year.	Has a quantitative impact on the company.	1. Conduct socialization to related work units. 2. Make PRP (Banking Restructuring Program) Premium Payments according to the provisions.
4	PADG Number 4 of 2024 concerning Amendments to Member Regulations concerning the Implementation of Macroprudential Incentive Policies	1. The addition of 5certain sectors provided by KLM from Bank Indonesia to the Bank. 2. KLM percentage change in certain sectors.	It has a qualitative and quantitative impact on the Company.	1. Conduct socialization to related work units. 2. Implement KLM incentives in GWM calculations
5	PLPS Number 2 of 2024 concerning Resolution Plans for Commercial Banks	1. Mewajibkan Bank non sistemik untuk menyusun dan menyampaikan Rencana Resolusi kepada LPS.	It has a qualitative and quantitative impact on the Company.	1. Forming TFT in designing Resolution Plan. 2. Submission of Resolution Plan to LPS on time

Table of Changes to Legislation

No	Legislation	Change Points	Impact to the Bank	Mitigation Efforts
6	POJK Number 15 of 2024 concerning the Integrity of Bank Financial Reporting	Requires companies to: 1. Have a financial reporting process work unit with integrity to ensure the truth, accuracy, and transparency 7of the Financial Information and Financial Reports produced. 2. Establish a special work unit responsible for preventing fraud or manipulation in financial information and/or bank financial reports.	It has a qualitative and quantitative impact on the Company.	1. Conducting socialization regarding this regulation. 2. Readjusting the Bank's internal provisions regarding internal control over financial reporting. 3. Creation of ICOFR functional units 4. Make timely reports
7	POJK Number 19 of 2024 concerning Amendments to Financial Services Authority Regulation Number 42/ POJK.03/2015 concerning the Obligation to Fulfill the Liquidity Coverage Ratio for Commercial Banks	Determine the assets included in HQLA	It has a qualitative and quantitative impact on the Company.	1. Conduct socialization to related work units. 2. Adjust the LCR calculation according to the latest provisions.
8	POJK Number 20 of 2024 concerning Amendments to Financial Services Authority Regulation Number 50/ POJK.03/2017 concerning the Obligation to Fulfill the Net Stable Funding Ratio for Commercial Banks	All banks are required to monitor NSFR compliance, submit NSFR calculation reports, and publish NSFR reports, both individually and consolidated.	It has a qualitative and quantitative impact on the Company.	1. Conduct socialization to related work units. 2. Adjust the NFSR calculation according to the latest provisions.
9	POJK Number 26 of 2024 concerning Expansion of Banking Business Activities	1. Banks can invest capital in other companies that support the banking industry. 2. Commercial Banks can accept transfer of receivables. 3. Banks are required to adjust their policies and procedures regarding carrying out and/ or receiving the transfer of receivables. 4. Banks are required to have policies and procedures related to risk management of guarantee/security services. 5. The obligation to have policies and procedures for the use of Electronic Signatures in the event that the Bank utilizes the use of electronic signatures.	Has a quantitative impact on the Company.	1. Conducting socialization and appointing the Department in Charge who will carry out the obligations of this POJK. 2. Making adjustments to several internal policies

Table of Changes to Legislation

No	Legislation	Change Points	Impact to the Bank	Mitigation Efforts
10	POJK Number 28 of 2024 concerning Management of Information on the Track Records of Actors Through the Actors Information System in the Financial Services Sector	1. This POJK regulates the "Perpetrator" Information System which contains the perpetrator's Track Record (as regulated in this POJK), which can be accessed / used by LJK and parties engaged in the financial services sector. 2. The "Perpetrator" system is not mandatory for the Bank, but if the Bank will use this system, the Bank is required to appoint its employees/officials as "Applicants" and "Verifiers" who will represent the Bank in accessing the system and the Bank is required to have and implement a policy Procedure related to SIPELAKU.	Has a quantitative impact on the Company.	1. Conduct socialization and determine the Department in Charge that will carry out the obligations of this POJK. 2. Internal Policy Making 3. Submit User Access to OJK 4. Manage SIPELAKU data according to the provisions.
11	POJK Number 30 of 2024 concerning Financial Conglomerates and Financial Conglomerate Holding Companies	PSP and/or PSPT that meet the criteria for financial conglomerates as regulated in this POJK, are required to form a PIKK (Financial Conglomerate Holding Company), and are required to submit to the OJK no later than 6 (six) months after meeting the conditions as a financial conglomerate.	It has a qualitative and quantitative impact on the Company.	1. Coordinate with PSP and PSPT regarding the formation of PIKK. 2. The formation of PIK is a maximum of 6 (six) months from the time this Financial Services Authority Regulation comes into effect.

CHANGES IN ACCOUNTING POLICIES AND THEIR IMPACT ON THE COMPANY

As a form of commitment to compliance with laws and regulations, KB Bank continuously monitors any changes in regulations to be implemented in its business activities. Throughout 2024, there were changes in accounting policies and disclosures.

The following are revisions, amendments and adjustments to Financial Accounting Standards (SAK) that are effective for the financial year beginning on or after January 1, 2024, namely:

- The Indonesian Financial Reporting Standards Framework ("KSPKI") and changes in PSAK and ISAK numbers in the Indonesian Financial Accounting Standards (formerly Financial Accounting Standards), effective January 1, 2024. KSPKI regulates the pillars of SAK applicable in Indonesia, criteria, and transfers between SAK pillars, while changes in numbers regulate the provisions for numbering PSAK and ISAK that refer to IFRS Accounting Standards, local accounting standards, and sharia accounting standards;
- Amendments to PSAK 201: "Presentation of Financial Statements" related to the classification of liabilities as short-term or long-term;
- Amendment to PSAK 116: “Lease” related to lease liabilities in sale and leaseback transactions;
- Amendment to PSAK 207 and PSAK 107 related to “Supplier Financing Arrangements”; and
- Amendment to PSAK 409: “Accounting for Zakat, Infak, and Sedekah” and PSAK 401: “Presentation of Sharia Financial Statements”.

The implementation of these standards does not have a significant impact on the amounts reported in the current period or the previous year.

COMMITMENTS AND CONTINGENCIES

The following table presents the commitment and contingency projections for 2024-2026.

Projected Commitments and Contingencies 2024-2026

(in millions of Rupiah, unless otherwise stated)

Basic Financial Posts	Realization	Projection						
	Sep 2023	Dec 2023	Mar 2024	June 2024	Sep 2024	Dec 2024	Dec 2025	Dec 2026
Commitment Receivables								
Outstanding spot and derivatives purchase positions	419.133	595.901	1.999.330	2.006.779	2.014.228	625.696	656.981	689.830
Commitment liabilities								
Letter of Credit	226.552	88.205	21.810	22.913	24.015	92.615	97.246	102.108
Withdrawal Allowance on Debtors	5.240.160	4.822.935	4.128.899	4.189.185	4.249.472	5.068.546	5.321.750	5.587.614
Spot and derivative sales positions	2.304.362	971.552	4.667.268	4.679.412	4.691.557	1.020.129	1.071.136	1.124.692
Contingent Liabilities								
Bank guarantee	831.843	751.120	684.119	693.508	702.897	788.676	828.110	869.515
Contingent Receivables								
Outstanding Interest Income	4.453.830	4.038.667	4.707.702	4.556.252	4.404.802	3.432.867	3.226.895	2.904.205

Based on the Parties

(in millions Rupiah, unless otherwise stated)

Description	December 31, 2024	December 31, 2023
Commitment		
Commitment Receivables		
Outstanding spot and derivative purchases	808.182	595.903
Commitment Liabilities		
Unused loans and Sharia financing/receivable facilities		
Related parties	-	-
Third party	(4.282.285)	(4.822.935)

Based on the Parties

(in millions Rupiah, unless otherwise stated)

Description	December 31, 2024	December 31, 2023
Outstanding SKBDN	-	-
Outstanding irrevocable L/C		
Related parties	-	-
Third party	(90.095)	(88.205)
Outstanding spot and derivative purchased	(1.621.857)	(971.552)
Total Commitment Liabilities	**(5.994.237)**	**(5.882.692)**
Total Commitments - net	**(5.186.055)**	**(5.286.789)**
Contingency		
Contingent Receivables		
Interest Income on non-performing loans	5.123.131	4.038.667
Contingent Liabilities		
Bank guarantee		
Related parties	-	-
Third party	(582.778)	(1.337.709)
Others	-	-
Total Contingent Liabilities	**(582.778)**	**(1.337.709)**
Total Contingent - Net	**4.540.353**	**2.700.958**
Total Commitment and Contingency Liabilities - Net	**(645.702)**	**(2.585.831)**

DERIVATIVES AND HEDGING FACILITIES

As of December 31, 2023 and 2024, there were derivative receivables and liabilities with transaction details as follows:

Derivative Transactions on Foreign Currency Swaps

(in millions IDR, unless otherwise stated)

Parties	December 31, 2024				December 31, 2023			
	Contract Value	Fair Value	Derivatice Charge	Derivatice Receivables	Contract Value	Fair Value	Derivatice Charge	Derivatic Receivables
Third Parties								
Foreign currency swap transactions:								
US Dollar	2.414.892	12.054	(3.641)	2.389	1.543.614	2.389	3.040	(808)
Japanese Yen	-	-	-	-	-	-	-	-
Total	2.414.892	12.054	(3.641)	2.389	1.543.614	2.389	3.040	(808)

COMPANY HEALTH LEVEL

The measurement of the company's health level carried out by PT Bank KB Bukopin Tbk is guided by the Financial Services Authority Circular Letter No. 14/SEOJK.03/2017 dated March 17, 2017 concerning the Assessment of the Health Level of Commercial Banks using a risk approach (Risk-based bank rating) which includes four factors, namely:

1. Risk Profile;
2. Good Corporate Governance (GCG);
3. Earnings;
4. Capital.

From the results of the quarterly risk profile self-assessment submitted to the Financial Services Authority, for the position of December 2024, the Bank's overall risk is at the risk level of PK-2.

BUSINESS CONTINUITY INFORMATION

Matters That Potentially Have a Significant Impact on the Bank's Business Continuity in the Last Fiscal Year

KB Bank's management has assessed the Bank's ability to continue its business continuity and believes that the Bank has the resources to continue its business in the future. In addition, the Bank's management does not see any material uncertainties that could raise significant doubts about the Bank's ability to continue its business.

Management's Assessment of Matters That Potentially Have a Significant Impact on Business Continuity

KB Bank's management has assessed the Bank's ability to continue its business continuity and believes that the Bank has the resources to continue its business in the future. In addition, the Bank's management does not see any material uncertainties that could raise significant doubts about the Bank's ability to continue its business.

Assumptions Used by Management in Conducting Assessments

Several factors considered by management in conducting assessments of business continuity include financial performance, liquidity, solvency, internal problems, and legal cases. Regarding the geopolitical impact of the Russia-Ukraine war, the heating up situation in the Middle East, and the trade war between major countries, management will continue to monitor this and address the risks and uncertainties related to this in the future. This includes the following aspects:

- Financial aspects
  - Comparing the 2024 realization balances with the audited Financial Statements.
  - Recalculating the percentage of fluctuations reported by Management between the 2024 actual balances with the 2024 budget/RKAP targets and the 2023 actual balances.
- The Company's business development
  - Comparing the 2023 and 2024 financial information with the audited Financial Statements.
  - Recalculating and comparing the 2023 and 2024 financial ratio information.

TAX ASPECTS

Tax Payment Publication

Compliance in tax payments and the implementation of good corporate governance play a crucial role in the bank's contribution to the country. By ensuring compliance with tax regulations and transparency in management, banks can ensure that their contributions are not limited to certain products, but are spread more evenly. This has the potential to increase more stable and sustainable fee-based income for banks, while also supporting infrastructure development and the provision of public services funded by the government. Thus, in addition to fulfilling corporate social responsibility, banks also play a role in encouraging sustainable economic growth.

Tax Payments

The total tax payments by banks for the period january to december 2023 and 2024 are as follows:

Tax Payment Fulfillment

(in full IDR, unless otherwise stated)

Description	2024	2023	Increase (Decrease)	
			Nominal	Percentage(%)
Corporate Income Tax	-	-	-	-
Individual Income Tax	77.115.524.312	64.930.679.520	12.184.844.792	18,77%
VAT	16.851.268.534	18.404.235.074	(1.552.966.540)	-8,44%
Other Taxes				
Income Tax Article 23	11.669.450.943	15.584.706.000	(3.915.255.057)	-25,12%
Income Tax Article 26	100.380.021.542	124.005.791.747	(23.625.770.205)	-19,05%
Income Tax Article 4 paragraph 2	379.076.094.747	404.045.662.323	(24.969.567.576)	-6,18%
Others (Revaluation)	1.748.852.000	1.031.740.000	717.112.000	69,51%
Total Tax Payment	586.841.212.078	628.002.814.664	(41.161.602.586)	-6,55%

THE IMPACT OF INTEREST RATE CHANGES ON BANK PERFORMANCE

KB Bank achieved solid growth in credit distribution and Third Party Funds collection by continuing to maintain sustainable profitability and expansion of good and healthy quality credit amidst high interest rates. Credit and Third Party Funds growth was influenced by several factors, including the increase in Bank Indonesia's benchmark interest rate reaching 6.25% in the first semester of 2024, and was only reduced by 25 basis points in September 2024, it is expected that the decline in the interest rate trend in 2024 can increase financing expansion in 2025 and improve the funding structure through the strategy of launching several funding programs, especially those that increase the composition of CASA.

PROHIBITIONS, LIMITATIONS AND/OR SIGNIFICANT OBSTACLES TO TRANSFERRING FUNDS BETWEEN BANKS AND OTHER ENTITIES IN A BUSINESS GROUP

In carrying out its business activities, KB Bank has established a clear policy related to the limitations in making fund transfers, which are described as follows:

1. KB Bank has no limitations in its operational procedures related to customer fund transfers, both incoming and outgoing transfers between banks and other entities in one business group. The number and value of transactions refer to the provisions of the regulator regarding the Maximum Credit Grant Limit (BMPK).
2. KB Bank refers to the LLL regulations related to transactions for inter-Bank placement from KB Bank to Other Banks and Entities in one business group.

PERFORMANCE OF SUBSIDIARIES

In its business structure, KB Bank has two Subsidiaries whose performance is consolidated, namely PT Bank KB Bukopin Syariah and PT KB Bukopin Finance. Explanations regarding the Subsidiaries are presented in the Profile section of this Annual Report.

PT Bank KB Bukopin Syariah

Financial Performance of PT Bank KB Bukopin Syariah

(In billions of rupiah, unless otherwise stated)

Description	2024	2023	Increase (Decrease)	
			Nominal	Percentage(%)
Asset	8.644,9	7.920,5	724,4	9,15%
Liabilities	7.864,5	7.151,7	712,9	9,97%
Equity	780,4	768,8	11,6	1,50%
Net profit	11,2	(527,1)	538,3	102,13%

PT KB Bukopin Finance

Financial Performance of PT KB Bukopin Finance

(In billions of rupiah, unless otherwise stated)

Description	2024	2023	Increase (Decrease)	
			Nominal	Percentage(%)
Asset	667,7	459,7	208,1	45,27%
Liabilities	208,9	10,3	198,7	1933,03%
Equity	458,8	449,4	9,4	-2,10%
Net profit	9,5	(18,6)	28,0	151,04%


KB
REVI

KB Bank



Risk Management

PUBLICATION RISK EXPOSURE AND CAPITALIZATION REPORT

General

Consolidated Key Metrics Report

PT. Bank KB Bukopin, Tbk
Report Date : December 31, 2024

(In million IDR)

No.	Description	a T (December 31, 2024)	b T-1 (September 30, 2024)	c T-2 June 30, 2024)	d T-3 (March 31, 2024)	e T-4 (December 31, 2023)
	Available Capital (value)			**Consolidation**		
1	Common Equity Tier (CET1)	5.401.051,57	6.308.592,30	5.946.164,00	8.187.244,00	9.813.056,00
2	Equity Tier (Tier 1)	5.401.051,57	6.308.592,30	5.946.164,00	8.187.244,00	9.813.056,00
3	Total Capital	9.500.298,20	10.444.309,96	10.125.508,00	12.480.600,00	14.205.129,00
	Risk Weighted Assets (Value)					
4	Total Risk Weighted Assets (RWA)	47.444.648,23	47.690.734,68	48.813.197,00	50.498.605,00	50.831.470,00
	Risk Based Capital Ration in the form of percentage of RWA					
5	CET 1 Ratio (%)	11,38%	13,23%	12,18%	16,21%	19,31%
6	TIER 1 Ratio (%)	11,38%	13,23%	12,18%	16,21%	19,31%
7	Total Capital Ratio (%)	20,02%	21,90%	20,74%	24,71%	27,95%
	Additional CET1 functioning as a buffer in the form of a percentage of ATMR					
8	*Capital conservation buffer (2.5% from ATMR) (%)*	2,50%	2,50%	2,50%	2,50%	2,50%
9	*Countercyclical Buffer (0 - 2.5% from ATMR) (%)*	0,00%	0,00%	0,00%	0,00%	0,00%
10	*Capital Surcharge for Systemiq Bank (1% - 2.5%) (%)*	0,00%	0,00%	0,00%	0,00%	0,00%
11	Total CET1 as buffer (Line 8 + Line 9 + Line 10)	2,50%	2,50%	2,50%	2,50%	2,50%
12	CET1 Component for buffer	5,38%	7,23%	6,18%	10,21%	13,31%
	Leverage Ration in accordance with Basel III					
13	Total Exposure	81.790.804,80	80.936.715,00	80.469.176,00	80.721.305,54	82.244.071,64
14	Leverage Ratio Value, excluding the impact of the adjustment towards temporary exemptions on current account placements in Bank Indonesia in order to meet Statutory Reserve provisions (if any)	6,60%	7,79%	7,39%	10,37%	12,20%
14b	"Leverage Ratio Value, including impact from the adjustment towards temporary exemptions on current account placements in Bank Indonesia in order to meet Statutory Reserve provisions (if any), which has inputed the average value of the listed value of the Securities Financing Transaction (SFT) assets on a gross bas"	6,60%	7,79%	7,39%	10,37%	12,20%

(In million IDR)

No.	Description	a T (December 31, 2024)	b T-1 (September 30, 2024)	c T-2 June 30, 2024)	d T-3 (March 31, 2024)	e T-4 (December 31, 2023)
14c	"Leverage Ratio Value, excluding the impact of the adjustment towards temporary exemptions in current account placements in Bank Indonesia in order to meet Statutory Reserve provisions (if any), which has inputed the average value of the listed value of the Securities Financing Transaction (SFT) assets on a gross basis"	6,60%	7,79%	7,39%	10,37%	12,20%
14d	Liquidity Coverage Ratio (LCR)	6,60%	7,79%	7,39%	10,37%	12,20%
	Total High Quality Liquid Assets (HQLA)					
15	Total Net Cash Outflow	15.402.876	17.295.674	16.845.797	14.825.530	15.043.596
16	LCR (%)	10.729.751	10.827.349	10.795.991	13.268.319	12.236.932
17	Net Stable Funding Ratio (NSFR)	143,55%	159,74%	156,04%	111,74%	122,94%
	Total Available Stable Funding (ASF)					
18	Total Required Stable Funding (RSF)	77.233.312	75.491.085	76.839.952	73.833.785	74.367.444
19	NSFR (%)	76.321.023	73.938.692	74.826.119	73.820.372	71.426.243
20	NSFR (%)	101,20%	102,10%	102,69%	100,02%	104,12%
	Qualitative Analysis					
	As of December 2024, the Bank's ratios, both consolidated and individual, including the total capital ratio, leverage ratio, LCR and NSFR have met regulatory requirements.					

*T is a quarterly period, T-1 is 1 previous quarterly period

Difference between Consolidation Coverage under Accounting Standards and Prudential Provisions

Table of Differences between Consolidation Coverage according to Accounting Standards with Prudential Provisions as of December 31, 2024

(In million IDR)

	December 2024					
	a/b	c	d	e	f	g
	Carrying amount as stated in the published financial statements (in millions)	The carrying amount of each risk				
		In accordance with credit risk framewor	In accordance with counterparty credit risk framework	In accordance with securitization framework	In accordance with market risk framework	Not refer to capital requirements or based on capital reduction
	consolidation balance sheet					
Assets						
Cash	369.082,94	369.082,94				
Placement with Bank Indonesia	5.360.305,76	5.360.305,76				
Placement with Other Banks	507.612,16	507.612,16				
Spot and derivatives receivables	12.054,00	-	12.054,00			
Securities	21.767.111,38	21.422.354,69		119.600,00	225.156,69	
Securities sold under repurchase agreements (repo)	0,00					
Receivables from securities purchased under re-sell agreement (reverse repo)	-0,00	-0,00				
Acceptances receivables	84.278,57	84.278,57				
Loans	41.522.947,05	41.522.947,05				
Sharia financing	6.004.539,21	6.004.539,21				
Equity capital	14,77	14,77				
Other financial assets	803.139,42	803.139,42				
Allowance for impairment in of financial assets	-	-				
a. Marketable securities -	-279,94	-				
b. Loans and Sharia financing	-2.992.196,91	-384.228,48				
c. Others	-	-				
Intangible assets	636.119,22	636.119,22				
Accumulated amortization of intangible assets	-365.312,34	-365.312,34				
Fixed assets and inventories	4.776.998,23	4.776.998,23				
Accumulated depreciation of fixed assets and inventories	-1.456.694,23	-1.456.694,23				
Non-productive assest	-					
a. Abandoned properties	21.679,64	21.679,64				
b. Foreclosed collaterals	1.799.894,77	1.799.894,77				
c. Suspended accounts	-	-				

(In million IDR)

	December 2024					
	a/b	c	d	e	f	g
		The carrying amount of each risk				
	Carrying amount as stated in the published financial statements (in millions)	In accordance with credit risk framewor	In accordance with counterparty credit risk framework	In accordance with securitization framework	In accordance with market risk framework	Not refer to capital requirements or based on capital reduction
d. Inter-branch assets	-	-				
Other assets	4.224.003,53	3.073.197,77				
Total assets	83.075.297,22	84.175.929,14	12.054,00	119.600,00	225.156,69	-
Liabilities						
Current account	6.289.248,04					6.289.248,04
Saving account	6.915.502,07					6.915.502,07
Time deposits	33.388.408,24					33.388.408,24
Electronic money	-					-
Liabilities to Bank Indonesia -	-					-
Interbank liabilities	2.881.185,56					2.881.185,56
Spot and derivative liabilities	3.641,40					3.641,40
Liabilities on securities sold under repurchase agreement (repo)	3.739.877,93					3.739.877,93
Acceptances liabilities	84.278,57					84.278,57
Issued securities	5.790.158,36					5.790.158,36
Borrowings	13.920.643,95					13.920.643,95
Security deposits	20.965,38					20.965,38
Inter-branch liabilities	-					-
Other liabilities	2.079.601,61					2.079.601,61
Minority interest -	-					-
Total liabilities	75.113.511,11	-	-	-	-	75.113.511,11
Paid-up capital						
a. Authorized capital	18.999.999,97					
b. Unpaid capital -/-	-					
c. Shares repurchased (treasury stock) -/-	-					
Additional paid-in capital	-					
a. Agio	8.225.767,12					
b. Disagio -/-	-					
c. Donated capital	-					
d. Capital deposit funds	-					
e. Other	-					

(In million IDR)

	December 2024					
	a/b	c	d	e	f	g
		The carrying amount of each risk				
	Carrying amount as stated in the published financial statements (in millions)	In accordance with credit risk framewor	In accordance with counterparty credit risk framework	In accordance with securitization framework	In accordance with market risk framework	Not refer to capital requirements or based on capital reduction
Other Comprehensive Income	-					
a. Profit	1.982.639,50					
b. Loss	-52.635,97					
Reserve	-					
a. General reserves	-					
b. Destination Reserve	-					
Profit and loss	-					
a. Past years	-14.864.834,20					
b. Current year	-6.329.150,32					
c. Dividends paid -/-	-					
Total Equity	**7.961.786,11**					

Qualitative Analysis

The difference between the carrying value based on the Financial Publications Report and the credit risk framework is in terms of the Allowance for Impairment Losses (CKPN) in the credit risk framework which is calculated only Stage II and Stage III CKPN. In addition, in terms of credit items, the difference is due to the existence of credit recognized as a deduction factor for core capital, namely placement of funds in Additional Core Capital instruments and/or Supplementary Capital with Other Banks.

Source of Key Differences between Exposures under Prudential Provisions and Carrying Values under Financial Accounting Standards

Table of Sources of Key Differences between Exposures under Prudential Provisions and Carrying Values under Financial Accounting Standards as of December 31, 2024

(In million IDR)

	December 2024				
	a	b	c	d	e
		Items according to:			
	Total	Credit Risk Framework	Securitization Framework	Counterparty credit risk framework	Market risk framework
Asset carrying value amount under scope of regulatory consolidation (as per template LI1)	83.075.297	84.175.929	119.600	12.054	225.157

(In million IDR)

	December 2024				
	a	b	c	d	e
	Total	Items according to:			
		Credit Risk Framework	Securitization Framework	Counterparty credit risk framework	Market risk framework
Liabilities carrying value amount under regulatory scope of consolidation (as per template LI1)	75.113.511				
Total net amount under regulatory scope of consolidation	7.961.786	84.175.929	119.600	12.054	225.157
Off-balance sheet amounts	4.706.819	4.706.819			
Differences in valuations	-				
Differences due to different netting rules, other than those already included in row 2	-				
Differences due to consideration of provisions	-				
Differences due to prudential filters	-				
Exposure amounts considered for regulatory purposes	12.668.605	88.882.748	119.600	12.054	225.157

Qualitative Analysis
The difference between the carrying value based on the Financial Publications Report and the credit risk framework is in terms of the Allowance for Impairment Losses (CKPN) in the credit risk framework which is calculated only Stage II and Stage III CKPN. In addition, in terms of credit items, the difference is due to the existence of credit recognized as a deduction factor for core capital, namely placement of funds in Additional Core Capital instruments and/or Supplementary Capital with Other Banks.

Explanation of the Difference between Exposure Values in accordance with Financial Accounting Standards and OJK Provisions (LIA)

The difference between the asset value recorded in the published financial statements and the asset value based on the risk framework is as follows:

Banks must explain the origin of the difference between the recorded value in accordance with financial accounting standards, as reported in the financial statements and the exposure value in accordance with prudential provisions, as contained in templates LI1 and LI2.	
(a) The bank must explain the source of significant differences between the values in columns (a) and (b) in LI1	The difference between the carrying value based on the Financial Publications Report and the credit risk framework is in terms of the Allowance for Impairment Losses (CKPN) in the credit risk framework which is calculated only for Stage II and Stage III CKPN. In addition, in terms of credit items, the difference is due to the existence of credit recognized as a deduction factor for core capital, namely placement of funds in Additional Core Capital instruments and/or Supplementary Capital with Other Banks.

(b) The Bank must explain the source of the difference between the recorded value and the value used for regulatory purposes listed in LI2.	The difference between the carrying value based on the Financial Publications Report and the credit risk framework is in terms of the Allowance for Impairment Losses (CKPN) in the credit risk framework which is calculated only for Stage II and Stage III CKPN. In addition, in terms of credit items, the difference is due to the existence of credit recognized as a deduction factor for core capital, namely placement of funds in Additional Core Capital instruments and/or Supplementary Capital with Other Banks.
(c) In accordance with the implementation of the guidance on prudential valuation, banks must explain the systems and controls to ensure prudential and reliable valuation estimates. Disclosures must include:	
(i) Valuation methodology, including an explanation of the extent of mark-to-market and mark-to-model methodologies use.	1. The Bank uses the Mark-to-market Valuation method for assets in the Fair Value Level 1 category, where there is a price in the market. 2. The Bank uses the Mark-to-model method for financial assets in the Fair Value Level 2 category, where the assets are not listed on the stock exchange but there are similar assets that can be used as a reference for assessment. To determine the mark-to-model, the Bank makes a model by considering the advice of consultants who have competence in the field. 3. For assets in the Fair Value Level 3 category, the assets are not listed on the stock exchange and have very specific characteristics, in the following cases, the bank uses the services of an appraiser/ consultant to determine the fair value of the assets
(ii) Description of the independent price verification process.	The Bank uses consultants in determining the Fair Value of Assets for Level 2 and 3, and uses information available in the Market (eg: IBPA - Indonesian Bond Price Agency) as a comparison of values that will be used as mark-to-market material, where in its operational process the Bank has a maker checker approval procedure in terms of transaction bookkeeping.
(iii) Procedures for adjusting valuations or reserves (including a description of the process and methodology for valuing trading positions by instrument type).	FVPL Asset Category: The Bank adjusts the difference between the recorded value and the market value to Profit and Loss. FVOCI Asset Category: The Bank adjusts the difference between the recorded value to Equity. AC Asset Category: The Bank can use the assessment results or prices in the market as considerations in forming reserves for asset impairment losses.

Capital Composition (Audited)

Table of Capital Composition as of December 31, 2024

Components	December 2024		December 2023	
	Amount (In Million IDR)	Ref. No. derived from the Consolidated Balance Sheet1)	Amount (In Million IDR)	Ref. No. derived from the Consolidated Balance Sheet[1])
CET 1: Instruments and Additional Paid-in Capital				
Common stock (including stock surplus)	27.225.767	16, 17	27.225.767	16, 17
Retained earning	(21.193.985)	19, 20	(14.864.834)	19, 20
Accumulated other comprehensive income (and other reserves)	1.955.618	18	1.775.376	18
The capital that including phase out from CET1	-		-	
Non-Controlling Interests that can be taken into account	-	21	-	21
CET1 beforeregulatory adjustment	7.987.401		14.136.309	
CET 1: Reducing Factor (Regulatory Adjustment)				

Components	December 2024		December 2023	
	Amount (In Million IDR)	Ref. No. derived from the Consolidated Balance Sheet1)	Amount (In Million IDR)	Ref. No. derived from the Consolidated Balance Sheet[1])
The difference less the amount of the fair value adjustment of financial instruments in trading book				
Goodwill	(189.482)	14	(189.482)	14
Other intangible assets (other thanMortgage Servicing Rights)	(81.325)	14	(96.103)	14
Deferred tax assets arising from future profitability				
Cash flow hedge reserve				
Shortfall on provisions to expected losses				
Gains on sale of assets in securitization transactions				
Increase/decrease in fair value of financial liabilities (DVA)				
Defined benefit pension assets				
Invest in your own shares (if you haven't already included in net in capital in the Statement of Financial Position)				
Cross-holdings in CET 1 instruments in other entities				
Investments in bank capital, financial entities, and insurance outside the scope of consolidation by regulation, net position short allowed, where the Bank does not have more than 10% of the issued share capital (the amount above the 10% limit)				
Significant investments in ordinary shares of Banks, financial, and insurance entities outside the scope of consolidation by regulation, net position shortpermitted (amount above the 10% limit)				
Mortgage servicing rights				
Deferred tax assets arising from temporary differences (amounts above the 10% threshold, netfrom tax obligations)				
Amount exceeding the 15% limit of:				
significant investment in common stockfinancial				
mortgage servicing rights				
deferred tax from temporary differences				
Adjustments based on national specific provisions				
Difference between PPKA and CKPN	(263.414)		(254.447)	
Non-productive PPKA	(793.553)		(1.112.664)	
Deferred Tax Assets	(1.258.561)	17	(2.670.542)	17
Inclusion	(15)	11	(15)	11
Lack of capital in insurance subsidiary companies				
Securitization exposure				
Other				
Adjustments to CET 1 due to AT 1 and Tier2 is smaller than the reduction factor				
The amount of reduction (regulatory adjustment) against CET 1	(2.586.349)		(4.323.252)	
CET 1 amount after reduction factor	5.401.052		9.813.056	
Additional Core Capital (AT 1): Instrument				

Components	December 2024		December 2023	
	Amount (In Million IDR)	Ref. No. derived from the Consolidated Balance Sheet1)	Amount (In Million IDR)	Ref. No. derived from the Consolidated Balance Sheet[1])
AT 1 instruments issued by the Bank (including stock surplus)				
Classified as equity based on accounting standards				
Classified as a liability based on accounting standards				
Capital which include phase out from AT 1				
AT 1 instruments issued by Subsidiaries that are recognized in the calculation of KPMM on a consolidated basis				
Instruments issued by Subsidiaries which includephase out				
Number of AT 1 beforeregulatory adjustment	-		-	
Additional Core Capital: Reducing Factor (Regulatory Adjustment)				
Invest in AT 1 instruments yourself				
Cross-holdings in AT 1 instruments in other entities				
Investments in bank capital, financial entities and insurance outside the scope of consolidation by regulation, net position shortwhich is permitted, where the Bank does not have more than 10% of the issued share capital (the amount above the 10% limit)				
Significant investments in the capital of Banks, financial and insurance entities outside the scope of consolidation by regulation (net position shortwhich is permitted)				
Adjustments based on national specific provisions				
Placement of funds in AT 1 instruments at other banks				
Adjustments to AT 1 due toTier 2 is smaller than the reduction factor				
Total reducing factors (regulatory adjustment) against AT 1	-		-	
Total AT 1 after the reduction factor	-		-	
Total Common Equity (Tier 1) (CET 1 + AT 1)	5.401.052		9.813.056	
Supplementary Capital (Tier 2): Instruments and reserves				
Instrument Tier 2 issued by the Bank (including stock surplus)				
The capital including phase out fromTier 2	3.602.830		3.848.018	
Instrument Tier 2issued by a Subsidiary Entity which is recognized in the calculation of KPMM on a consolidated basis				
Capital issued by Subsidiaries including phase out				
PPKA's general reserves for productive assets must be calculated at a maximum of 1.25% of ATMR for Credit Risk.	496.417		544.055	
Total Supplementary Capital (Tier 2) before the reducing factor	4.099.247		4.392.073	
Supplementary Capital (Tier 2): Reducing Factor (Regulatory Adjustment)				
Investment in instrumentsTier 2 alone				

Components	December 2024		December 2023	
	Amount (In Million IDR)	Ref. No. derived from the Consolidated Balance Sheet1)	Amount (In Million IDR)	Ref. No. derived from the Consolidated Balance Sheet[1])
Cross-ownership of instruments Tier 2 on other entities				
Investments in TLAC liabilities of bank capital, financial and insurance entities outside the scope of consolidation by regulation, net short positions permitted, where the Bank does not have more than 10% of issued share capital; the previous value was set with a threshold of 5% but no longer meets the criteria (for Systemic banks)				
Investments in other TLAC liabilities of banking, financial and insurance entities that are outside the scope of regulatory consolidation and, for which the bank does not hold more than 10% of the entity's issued ordinary shares: amounts previously designated for the 5% limit but which no longer qualify (only for Systemic Banks)				
Significant investments in capital or instruments of TLAC Bank, financial and insurance entities outside the scope of consolidation by provision (net position shortwhich is permitted)				
Adjustments based on national specific provisions				
Sinking fund				
Placement of funds in instruments Tier 2 at other banks				
Total reducing factors (regulatory adjustment) Supplementary Capital	-		-	
Total Supplementary Capital (Tier 2) afterregulatory adjustment	4.099.247		4.392.073	
Total Capital (Common Equity + Supplementary Capital)	9.500.298		14.205.129	
Total Risk Weighted Assets (RWA)	47.444.648		50.831.470	
Minimum Capital Adequacy Ratio (KPMM) and Additional Capital (Capital Buffer)				
Ratio CET 1 (percentage of ATMR)	11,38%		19,31%	
Core Capital Ratio Tier 1 (percentage of ATMR)	11,38%		19,31%	
Total Capital Ratio (percentage of ATMR)	20,02%		27,95%	
Buffer (percentage of ATMR)				
Capital Conservation Buffer				
Countercyclical Buffer				
higher loss absorbency requirement				
For conventional commercial banks: CET 1 available to meet the Buffer (percentage of ATMR) For branches of banks domiciled abroad: Portion of Business Funds placed in CEMA (expressed as a percentage of ATMR) available to meet the Buffer (percentage of ATMR) Buffer.				
National minimum (if different from Basel 3)				
National CET 1 lowest ratio (if different from Basel 3)				
Lowest ratio Tier 1 national (if different from Basel 3)				

Components	December 2024		December 2023	
	Amount (In Million IDR)	Ref. No. derived from the Consolidated Balance Sheet1)	Amount (In Million IDR)	Ref. No. derived from the Consolidated Balance Sheet[1])
The lowest ratio of total national capital (if different from Basel 3)				
Total below reduction limit (before risk weighting)				
Non-significant investments in capital or other liabilities of TLAC in other financial entities				
Significant investments in common shares of financial entities				
Mortgage servicing rights (net of tax liabilities)				
Deferred tax assets arising from temporary differences (net from tax obligations)				
The stamp imposed for the provision on Tier 2				
Provisions that can be recognized asTier 2 according to exposure based on the standard approach (before being subject tostamp)				
Stamp on the provisions recognized asTier 2 based on standard approach				
Provisions that can be recognized asTier 2 according to exposure based on the IRB approach (before being imposedstamp)				
Stamp on the provisions recognized asTier 2 based on the IRB approach				
Capital Instruments Including phase out (only valid between 1 Jan 2018 to 1 Jan 2022)				
Stamp at CET 1 which includes phase out				
The amount excluded from CET 1 due to the presence ofstamp (advantages above)stamp afterredemption Andmaturity)				
Stamp on AT 1 which includesphase out				
The amount excluded from AT 1 due to the presence of stamp (advantages above)stamp after redemption Andmaturity)				
Stamp onTier 2 which are includedphase out				
Amount excluded from Tier 2 because of the existence ofstamp (advantages above)stamp afterredemption Andmaturity)				

Capital Reconciliation (Audited)

Capital Reconciliation Table as of December 31, 2024

No	Posts	Publication Balance December 31, 2024	Consolidated Balance Sheet with consolidation coverage based on prudential provisions December 31, 2024	Publication Balance December 31, 2023	Consolidated Balance Sheet with consolidation coverage based on prudential provisions December 31, 2023
	ASSETS				
1	Cash	330.502	369.083	254.501	289.184
2	Placement to Bank Indonesia	3.896.827	5.360.306	3.394.382	4.929.237
3	Interbank placement	502.578	507.612	367.341	752.831
4	Spot and derivative claims	12.054	12.054	3.040	3.040

No	Posts	Publication Balance December 31, 2024	Consolidated Balance Sheet with consolidation coverage based on prudential provisions December 31, 2024	Publication Balance December 31, 2023	Consolidated Balance Sheet with consolidation coverage based on prudential provisions December 31, 2023
5	Securities owned	21.107.351	21.767.111	17.608.965	17.536.248
6	Securities sold under repurchase agreement (repo)	0	0	-	-
7	Claims on securities bought under reverse repo	-	-	2.572.152	2.572.152
8	Acceptance claims	84.279	84.279	132.577	132.577
9	Loans	41.456.215	41.522.947	44.183.228	43.786.019
10	Sharia financing 1)	-	6.004.539	-	5.632.597
11	Equity investment	1.178.142	15	2.206.951	15
12	Other Financial Assets	856.612	803.139	809.362	833.692
13	Allowance for impairment on financial assets -/-				
	a. Securities	(280)	(280)	(109)	(109)
	b. Loans and sharia financing	(2.746.625)	(2.992.197)	(3.353.299)	(3.582.834)
	c. Others	-	(300)	-	(300)
14	Intangible assets	338.304	636.119	338.304	635.815
	Accumulated amortization of intangible assets -/-	(257.651)	(365.312)	(243.063)	(350.230)
15	Fixed assets and equipment	4.457.237	4.776.998	4.322.260	4.646.734
	Accumulated depreciation of fixed assets and equipment -/-	(1.340.634)	(1.456.694)	(1.300.473)	(1.413.059)
16	Non-productive assets				
	a. Abandoned property	21.680	21.680	22.395	22.395
	b. Foreclosed collateral	1.674.666	1.799.895	2.370.014	2.503.459
	c. Suspense account	-	-	-	-
	d. Inter-branch assets	-	-	-	-
17	Other assets	3.887.094	4.224.303	5.154.066	5.377.837
	TOTAL ASSETS	**75.458.349**	**83.075.297**	**78.842.593**	**84.307.299**
	LIABILITIES AND EQUITY				
1	Current account	5.526.910	6.289.248	2.733.688	3.177.648
2	Savings	6.333.647	6.915.502	6.395.495	6.873.184
3	Time Deposit	28.287.288	33.388.408	29.907.451	34.738.311
4	Electronic Money	-	-	-	-
5	Liabilities to Bank Indonesia	-	-	-	-
6	Interbank liabilities	2.826.678	2.881.186	7.761.176	7.886.721
7	Spot and derivative liabilities	3.641	3.641	808	808
8	Liabilities for securities sold under repurchase agreement (repo)	3.229.437	3.739.878	-	219.631

No	Posts	Publication Balance December 31, 2024	Consolidated Balance Sheet with consolidation coverage based on prudential provisions December 31, 2024	Publication Balance December 31, 2023	Consolidated Balance Sheet with consolidation coverage based on prudential provisions December 31, 2023
9	Acceptance liability	84.279	84.279	132.577	132.577
10	Issued securities	5.790.158	5.790.158	998.737	998.737
11	Loans/financing received	13.775.967	13.920.644	11.654.712	11.704.492
12	Security deposit	10.625	20.965	15.531	30.830
13	Inter-branch liabilities 2)	-	-	-	-
14	Other liabilities	2.025.840	2.079.602	4.479.696	4.434.197
15	Minority interest	-	-		
	TOTAL LIABILITIES	**67.894.471**	**75.113.511**	**64.079.872**	**70.197.137**
16	Paid-in capital				
	a. Authorized capital	19.000.000	19.000.000	19.000.000	19.000.000
	b. Unpaid capital -/-				-
	c. Shares bought back (treasury stock) -/-				-
17	Additional paid-in capital				
	a. Agio	8.225.767	8.225.767	8.225.767	8.225.767
	b. Disagio -/-				
	c. Donated capital				-
	d. Fund for paid up capital				-
	e. Others				-
18	Other comprehensive income				
	a. Gain	1.942.000	2.008.254	1.743.730	1.809.192
	b. Loss	(52.126)	(52.636)	(33.816)	(33.816)
19	Reserves				-
	a. General reserves				-
	b. Appropriated reserves				-
20	Gain/Loss				-
	a. Previous years	(14.172.960)	(14.864.834)	(8.662.180)	(8.830.450)
	b. Current years	(7.378.803)	(6.329.150)	(5.510.779)	(6.034.384)
	c. Dividends paid -/-				-
	TOTAL EQUITIES ATTRIBUTABLE TO OWNERS	**7.563.879**	**7.987.401**	**14.762.722**	**14.136.309**
21	Minority interest	-	- 25.615		(26.146)
	TOTAL EQUITIES	**7.563.879**	**7.961.786**	**14.762.722**	**14.110.163**
	TOTAL LIABILITUES AND EQUITIES	**75.458.349**	**83.075.297**	**78.842.593**	**84.307.299**

Key Features of Bank Capital

Table of Key Features of Bank Capital as of December 31, 2024

		December 24		
No		Continuous Subordinated Bond III Phase I Year 2021 Series A	Continuous Subordinated Bond III Phase I Year 2021 Series B	Kookmin Bank Hong Kong Branch Subordinated Loan
1	Issuer	PT Bank KB Bukopin Tbk	PT Bank KB Bukopin Tbk	PT Bank KB Bukopin Tbk
2	Identification Number	IDA0001176A9	IDA0001176B7	
3	Hukum yang digunakan	Indonesian Law	Indonesian Law	UK Law
3a	Means that enable the achievement of implementation of obligations on Section 13 of the TLAC Term Sheet (for other valid TLAC instruments governed by foreign law)			
	Instrument treatment based on CAR			
4	During the transition period	N/A	N/A	N/A
5	After transition	Tier 2	Tier 2	Tier 2
6	Is the instrument eligible for Solo/Group or Group and Solo	Individual	Individual	Individual
7	Type of instrument	Subordinated Marketable Securities	Subordinated Marketable Securities	Subordinated Marketable Securities
8	KPMM Amount recognized in CAR	231.000	685.000	3.000.000
9	Par value of instrument	315.000.000.000	685.000.000.000	3.000.000
10	Accounting classification	Liability	Liability	Liability
11	Issue date	09/09/21	09/09/21	30/06/22
12	No due date (perpetual) or with due date	With due date	With due date	With due date
13	Due date	09/09/26	09/09/28	29/06/29
14	Execution of a call option on the approval of the Financial Services Authority (OJK)	No	No	No
15	Call option date, amount of withdrawal and other requirements of call option (if any)	N/A	N/A	N/A
16	Subsequent call option	N/A	N/A	N/A
	Coupon/dividend			
17	floating Fixed or floating coupon/ dividend	fixed	fixed	
18	The coupon rate or other reference index	8%	8,90%	8,52%
19	Whether or not dividend stopper available	N/A	N/A	N/A
20	Fully discretionary; partial or mandatory	Mandatory	Mandatory	N/A
21	Is there any step up feature or other incentive	N/A	N/A	N/A
22	Noncumulative or cumulative	Cumulative	Cumulative	
23	Convertible or nonconvertible	Cannot be converted	Cannot be converted	Convertible to Common Stock

December 24				
No		Continuous Subordinated Bond III Phase I Year 2021 Series A	Continuous Subordinated Bond III Phase I Year 2021 Series B	Kookmin Bank Hong Kong Branch Subordinated Loan
24	If convertible, what is the trigger point	N/A	N/A	Possible to convert into ordinary shares in the event that PT Bank KB Bukopin Tbk has the potential to disrupt its business continuity (point of non viability) referring to OJK Circular Letter No. 20/ SEOJK.03/2016
25	If convertible, whether full or partial	N/A	N/A	(ii) the possibility of being converted in full or in part
26	If convertible, what is the conversion rate	N/A	N/A	Conversion Formula: a. the average closing price on the IDX regular market of ordinary shares during the twenty-five (25) IDX trading day period immediately before the date on which the application for listing the Convertible Shares is submitted to the IDX; or, b. if the conversion is carried out to improve the financial position in accordance with POJK 32/2015, the fair market price of the ordinary shares will be determined by a third party appraiser registered with the OJK who will be appointed based on a mutual agreement between PT Bank KB Bukopin Tbk & KBHK
27	If convertible, mandatory or optional	N/A	N/A	Mandatory, if a trigger event occurs
28	If convertible, what is the instrument conversion type	N/A	N/A	It Converts into Common Shares
29	Jika dapat dikonversi, sebutkan issuer of instrument it converts into	N/A	N/A	It Converts into Common Shares
30	Write-down feature	Yes	Yes	No
31	If write-down; what is the trigger	Subordinated bonds can be written down without compensation if the OJK determines that the company has the potential to be disturbed by its business continuity (point of non-viability) in accordance with the provisions of Article 19 of the regulation of the financial services authority no. 34 / POJK.03 / 2016	Subordinated bonds can be written down without compensation if the OJK determines that the company has the potential to be disturbed by its business continuity (point of non-viability) in accordance with the provisions of Article 19 of the regulation of the financial services authority no. 34 / POJK.03 / 2016	N/A
32	If write-down; whether full or partial	N/A	N/A	N/A
33	If write-down, is it permanent or Temporary	N/A	N/A	N/A
34	If temporary writedown, Explain write-up mechanism	N/A	N/A	N/A

December 24				
No		Continuous Subordinated Bond III Phase I Year 2021 Series A	Continuous Subordinated Bond III Phase I Year 2021 Series B	Kookmin Bank Hong Kong Branch Subordinated Loan
34a	Type of subordination	Junior Bond	Junior Bond	Subordinated Loans
35	Hierarchy of instruments at the time of liquidation	The rights of the Subordinated Bondholders are paripassu without preferential rights	The rights of the Subordinated Bondholders are paripassu without preferential rights	Ranks at least pari passu in payment priority and in all other respects with all unsecured and other subordinated debts of PT Bank KB Bukopin Tbk except those that take precedence by law
36	Are there features that are noncompliant	N/A	N/A	N/A
37	If yes, explain for noncompliant features	N/A	N/A	N/A

BANK CAPITAL STRUCTURE AND IMPLEMENTATION OF RISK MANAGEMENT

Capital

Management Policy and Policy Selection Basis of Capital Structure

Implementation of the capital plan includes:

1. Maintaining a minimum capital adequacy ratio above 16.5%, and ensuring a minimum capital level equal to the provisions of the Financial Services Authority (OJK) to support the development of the company's business and maintain the composition of Tier 1 and Tier 2 capital in accordance with Basel III provisions.
2. Capital management policy:
    a. Utilizing capital efficiently for business growth, especially new financing and future investments (New Generation Banking System, Outlet Development, etc.)
    b. Credit loss reserves for efforts to resolve problematic loans will come from income from Turn-around efforts (own profits)
    c. management of ATMR and capital charges (management of capital reduction factors through collateral cracking) and settlement of problematic loans and AYDA

Capital Structure Component

KB Bank is committed to maintaining a strong and healthy capital structure as the main foundation in driving sustainable business growth. In this effort, KB Bank calculates capital adequacy based on the provisions of POJK No. 34/POJK.03/2016 dated September 26, 2016, which is an amendment to POJK No. 11/POJK.03/2016 concerning the Minimum Capital Requirement for Commercial Banks. In 2024, the Company's consolidated capital structure consists of:

1. Modal Inti;
2. Modal Pelengkap;
3. Total Modal.

Management Policy on Capital Structure

The risk management policy related to capital structure is reflected in the Minimum Capital Requirement (KPMM) ratio, which is the main indicator of the Bank's capital adequacy. The Company ensures an adequate level of capital to support sustainable business growth, both for the Company and its subsidiaries, and to maintain stakeholder trust.

The Company always maintains a capital adequacy ratio above the minimum limit set by the regulator to ensure financial resilience and the ability to face various risks. In 2024, the Company's consolidated KPMM ratio reached 20,02%, reflecting its commitment to maintaining financial stability and competitiveness in the banking industry.

In addition, the Company periodically carries out the Internal Capital Adequacy Assessment Process (ICAAP) to evaluate capital adequacy based on the risk profile faced. Through this process, the Company can identify potential risks, adjust capital strategies, and ensure readiness to face market dynamics and regulatory changes in the future.

Risk Management Implementation

Risk Management plays an important role in banking operations and strategic decision-making to achieve business targets. Its implementation covers various aspects, from identification, assessment, measurement, evaluation, monitoring, to risk control. In addition, the development of technology and management information systems in each risk category and increasing the competence of human resources in risk management are also important parts of this process.

The implementation of risk management is carried out proactively to create added value for shareholders, manage capital comprehensively, and maintain profitability and sustainable business growth. KB Bank implements risk management based on national regulations and international standards, such as the Financial Services Authority Regulation (POJK), Financial Services Authority Circular (SEOJK), Financial Accounting Standards Statement (PSAK), Basel Committee on Banking Supervision (BCBS) documents, and International Financial Reporting Standards (IFRS) 9.

Furthermore, all employees within the Bank have the responsibility to implement risk management. The Bank continues to strengthen risk management practices as part of its work culture to ensure sustainable, transparent, and healthy business growth. In supporting the transformation and increasing the effectiveness of the risk management process, the Bank has established four main stages in its development, namely:

1. Establishing the basis/foundation;
2. Increasing understanding;
3. Proper execution;
4. Adequate monitoring and control.

Determination of Risk Profile Model and Interaction

In line with the implementation of risk management, the Bank's business model is designed in accordance with its risk profile, which reflects various risks related to the Bank's business activities and operational functions. The main risks taken into considerations include economic projections, business growth, risk appetite levels, and targets set in the Bank's Business Plan (RBB). Determination of the business model and interaction with the risk profile are also align with the Bank's Vision and Mission.

To ensure comprehensive and sustainable risk management, the Bank periodically evaluates the effectiveness of the implementation of risk management in each of its business activities. If ineffectiveness is found in the implementation of risk management, the Bank immediately makes improvements to the established control mechanisms so that the company's goals can still be achieved.

In maintaining risk at a tolerable level, the Bank determines and reviews its risk appetite according to its capacity. Risk appetite is the level of risk that is acceptable to achieve management targets, reflecting the extent to which the bank is willing to take, hold, or avoid risks to achieve its business goals, strategies, and capital planning. The Bank determines its risk appetite in line with the management of ICAAP related to capital adequacy. For other risk management, the limit and warning trigger amounts are proposed by the relevant Department, which are then reviewed by Risk Management before obtaining approval from the Board of Directors.

The Bank's risk management strategy is designed for a long term to ensure business sustainability and capital adequacy. In addition, this strategy is designed to control risk effectively by considering various factors, including economic development, human resource adequacy, infrastructure, and the Bank's financial condition.

Risk Governance Structure

The risk management framework and governance at KB Bank are reflected in the risk management organization aligned with the Bank's business objectives, business policies, scale, complexity, and capabilities. Each work unit has a clear organizational structure with a specific division of tasks and responsibilities, both in general and in the application of risk management.

KB Bank implements effective risk management practices across all work units through the Three Lines of Defense approach in accordance with the Organizational Structure of PT Bank KB Bukopin Tbk. Credit Risk Management is divided based on the following principles:

1. 1st Line of Defense: Risk Taking Unit, which includes business and support teams (including the credit team), is responsible for managing risk in operational activities.
2. 2nd Line of Defense: Risk Group and Compliance, which plays a role in supervising and ensuring the implementation of risk management policies and procedures in accordance with regulations and internal standards.
3. 3rd Line of Defense: Internal Audit, which conducts an independent evaluation of the effectiveness of risk management and compliance across all work units

All functions in this line of defense are clearly structured within the organization and their authority has been determined in the job description of each work unit.

Risk Management Communication Media

As part of the strategy to strengthen risk awareness and knowledge, the Company has designed various comprehensive learning initiatives. These initiatives include training programs to align employee competencies in risk management, making quizzes related to risk management to test understanding, and supporting relevant certifications in this field.

In addition, to broaden understanding of risk, the Company distributes educational materials through internal communication channels, such as Bukopin Office Communication. With these steps, the Company ensures that employees continue to improve their insight into risk and the important role of risk management in the sustainability of the company's operations.

Risk Measurement System

Risk measurement at the Bank is adjusted to the characteristics and complexity of the business activities carried out. Accuracy in this process is an important factor in ensuring effective risk management. Risk evaluations are also carried out periodically, covering products, portfolios, and all Bank activities, with the aim of assessing risk exposure comprehensively.
The risk measurement system serves as a guideline in identifying and managing risks, as well as being the basis for implementing optimal control. Adjustments in measurement methods are made in line with significant changes in business activities, products, transactions, and related risk factors.

In addition, risk measurement procedures are evaluated and updated periodically, at least once a year or as needed to ensure data accuracy, fairness, and integrity are maintained. Thus, the risk measurement methods used remain relevant and in line with industry developments and the latest regulations.

Stress Test

The Bank regularly and continuously conducts stress tests to anticipate potential changes in economic conditions in the future that could impact the Bank's financial stability. This stress test aims to assess the Bank's capital readiness in facing the possibility of major losses and to formulate mitigation measures to maintain a healthy capital level.

In general, scenarios in the stress test consider various macroeconomic variables, such as changes in interest rates, inflation rates, Gross Domestic Product (GDP), exchange rates, and other factors. The Bank applies stress tests to measure credit, market, and liquidity risks to ensure resilience to various crisis scenarios

1. Credit Risk Resilience Test
   This test aims to assess the impact of the crisis on asset quality and capital adequacy. Its implementation is adjusted to the dynamics of the business sector and economic conditions, including the possibility of a decline in credit quality due to external shocks.
2. Liquidity Risk Resilience Test
   This evaluation is conducted to measure the Bank's ability to maintain financial stability when facing liquidity pressures. The assessment includes aspects such as changes in the structure, scale, and complexity of the Bank's business, market dynamics, and the Bank's historical experience in handling crisis situations.
3. Market Risk Resilience Test
   This test aims to anticipate the worst-case scenario that can affect market risk exposure, especially in exchange rate and interest rate fluctuations. The analysis is carried out by considering the maximum exposure limits to market risk, including Net Open Position (NOP) and securities.

With this series of resilience tests, the Bank ensures capital readiness in facing various challenges, as well as identifying the right strategies to reduce risk and maintain financial stability.

Risk Information Reporting Process

The risk information reporting process is carried out routinely and in a structured manner, with the submission of monthly reports in the form of a Monthly Risk Management Report to the Board of Directors and a Monthly Risk Oversight Report to the Commissioners, prepared by the Risk Management Division. This report includes monitoring of the overall risk appetite and management of the main risks faced by the Company.

In addition, the Risk Management Division also prepares a quarterly Risk Profile Report, which provides a comprehensive overview of all the main risks managed by the Company. This report is reviewed by the Board of Commissioners, Board of Directors, and Risk Monitoring Committee before being reported to the regulator. The evaluation carried out by the Board of Commissioners and Board of Directors will be followed up by the relevant units, with periodic monitoring of the implementation of the recommendations given.

The Bank always maintains transparency and communication with key stakeholders in every reporting process. In addition, the Bank periodically submits various reports required by the regulator, both through the reporting portal and directly to the relevant regional office.

In addition, the Bank also provides a Weekly Risk Report to the President Director to provide weekly updates on the risk parameters being managed, ensuring that risk monitoring is carried out proactively and in an integrated manner.

Risk Management Strategy

The Bank's risk management strategy is designed to ensure long-term business sustainability, maintain adequate capital, and manage and control risks comprehensively. In its preparation, this strategy considers various factors, including economic dynamics, human resource and infrastructure readiness, the Bank's financial condition, portfolio diversification, and the application of sustainable finance principles.

This approach is in line with the Company's overall business strategy, while still referring to the established Risk Appetite. The goal is to maintain operational stability, ensure sustainable profitability, and make a positive contribution to sustainable economic growth.

Total of Exposure in Leverage Ratio

Bank Name : PT. Bank KB Bukopin Tbk. (Individu)
Report Date : December 2024 (Audited)

LR1: Summary of the Comparision of Accounting Asset vs Leverage Ratio Exposures

(In million IDR)

No	Item	Individu
1	Total assets on the balance sheet in the published financial statements (gross value before deducting CKPN-Allowance for Impairment Losses)	78.276.525
2	Adjustments for the value of investments in banks, financial institutions, insurance companies, and/or other entities that based on financial accounting standards must be consolidated but are outside the scope of consolidation based on the provisions of the Financial Services Authority.	-
3	Adjustment for the value of the underlying financial asset pool that has been transferred in an asset securitization that meets the outright sale requirements as stipulated in OJK laws and regulations concerning the principle of prudence in Asset Securitization Activities for Commercial Banks.	(610.919)
4	Adjustment to temporary exceptions for placement of demand deposits at Bank Indonesia in order to meet the minimum reserve requirements (if any).	-
5	Adjustment for fiduciary assets that are recognized as a component of the balance sheet under financial accounting standards but are excluded from the calculation of total exposure in the Leverage Ratio.	-
6	Adjustment for the value of regular purchases or sales of financial assets using the trade date accounting method.	-
7	Adjustments for cash pooling transaction values that meet the requirements as stipulated in this Financial Services Authority Regulation.	-
8	Adjustment for derivative transaction exposure value.	26.198
9	Adjustment for Securities Financing Transaction (SFT) exposure value for example Reverse Repo transactions.	-
10	Adjustment for the exposure value of Administrative Account Transactions (TRA) which has been multiplied by the Credit Conversion Factor (FKK).	829.611
11	Prudent valuation adjustment in the form of capital reduction factors and Allowance for Impairment Losses (CKPN).	(5.792.775)
12	Other Adjustments	-
13	**Total exposure in Leverage Ratio calculation**	**72.728.639**

Qualitative Analysis

Total assets in the financial position report in the published financial statements (before deducting CKPN) amounted to IDR78.28 trillion. After being added with derivative transaction exposure, TRA and prudential assessment adjustments, the Total Exposure in the calculation of the Leverage Ratio individually (bank only) became IDR72.73 trillion.

With a Total Leverage Ratio Exposure of IDR72.73 trillion and a Total Core Capital of IDR3.41 trillion, the Leverage Ratio in Quarter IV 2024 was 4.69%. The Leverage Ratio of PT. Bank KB Bukopin Tbk. individually (bank only) is above the minimum Leverage Ratio value set by the Regulator (3%).

LR2: Leverage Ratio Disclosure

(In million IDR)

	Item	Period	
		T (December 31, 2024)	T-1 (September 30, 2024)
Asset Exposure in the Statement of Financial Position (Balance Sheet)			
1	Asset Exposure in the Statement of Financial Position (Balance Sheet) includes collateral assets, but excludes derivative transaction exposure and SFT exposure. *Gross value before deducting CKPN	74.429.656	79.002.139
2	The re-additional value for derivative collateral delivered to the counterparty and the provision of such collateral results in a decrease in the total asset exposure in the balance sheet due to the application of accounting standards.	-	-
3	(Reduction of receivables related to cash variation margin provided in derivative transactions)	-	-
4	(Adjustment for securities received in SFT exposure recognized as assets)	-	-
5	Allowance for Impairment Losses (CKPN) on these assets in accordance with applicable accounting standards.	-2.818.175	-2.653.290
6	(Assets that have been calculated as a factor reducing Core Capital (Tier 1) as referred to in the Financial Services Authority Regulation governing the obligation to provide minimum capital for commercial banks.)	-2.974.600	-6.165.943
7	Total Asset Exposure in the Statement of Financial Position (Financial) (Summation of rows 1 to 6)	68.636.880	70.182.906
Derivative Transaction Exposure			
8	Replacement Cost (RC) value for all derivative transactions, whether there is a variation margin that meets the requirements or there is an offsetting agreement that meets certain requirements.	16.876	1603,756
9	The added value which is the Potential Futures Exposures (PFE) for all derivative transactions.	21.377	19313,489
10	(except for exposure to derivative transactions settled through a central counterparty (CCP)).	-	-
11	Adjustment for the effective notional value of credit derivatives.	-	-
12	(Adjustment for effective notional value offsetting and adding-on reductions for derivative credit sales transactions).	-	-
13	Total Derivative Transaction Exposure (Summation of rows 8 to 12).	38.252	20.917
Securities Financing Transaction (SFT) Exposure			
14	Gross SFT Value	3.223.896	1.468.932
15	(Net value between cash liabilities and cash receivables)	-	-
16	Credit Risk due to counterparty failure related to SFT assets referring to the Current Exposure calculation as regulated in Attachment I of this Financial Services Authority Regulation.	-	-
17	Exposure as an SFT agent	-	-
18	Total SFT Exposure (Summation of rows 14 to 17)	3.223.896	1.468.932
Administrative Account Transaction (TRA) Exposure			
19	The total value of commitment obligations or contingent liabilities. *Gross value before deducting CKPN	4.706.819	4.372.855
20	(Adjustment to the result of multiplying the value of commitment obligations or contingent obligations and the Credit Conversion Factor (FKK) then reduced by CKPN)	-3.877.209	-3.544.513
21	(Allowance for Impairment Losses (CKPN) on the TRA is in accordance with applicable accounting standards).	-	-

(In million IDR)

Item		Period	
		T (December 31, 2024)	T–1 (September 30, 2024)
22	Total Administrative Account Transaction (TRA) Exposure (Summation of lines 19 to 21)	829.611	828.341
Capital and Total Exposure			
23	Core Capital (Tier 1)	3.410.320	4.338.090
24	Total exposure (Summation of rows 7, 13, 18, and 22)	72.728.639	72.501.097
Leverage Ratio			
25	Leverage Ratio Value, including the impact of adjustments to temporary exemptions on placement of demand deposits at Bank Indonesia in order to meet the minimum reserve requirement (if any)	4,69%	5,98%
25a	Leverage Ratio Value, excluding the impact of adjustments to temporary exceptions to current account placements at Bank Indonesia in order to meet minimum reserve requirements (if any)	4,69%	5,98%
26	Minimum Leverage Ratio Value	3.00	3.00
27	Buffer against Leverage Ratio value	0.00	0.00
Disclosure of Average Value			
28	The average value of the gross carrying value of SFT assets, after adjustment for sale accounting transactions calculated net of cash liabilities in SFT and cash receivables in SFT	3.223.896	1.468.932
29	The end of quarterly reporting value of the gross carrying value of SFT assets, after adjustment for sale accounting transactions calculated net of cash liabilities in SFT and cash receivables in SFT	3.223.896	1.468.932
30	Total Exposure, including the impact of adjustments to temporary exemptions on placement of demand deposits with Bank Indonesia in order to meet the minimum reserve requirement (if any), which has included the average value of the gross recorded value of SFT assets as referred to in line 28.	72.728.639	72.501.097
30a	Total exposure, excluding the impact of adjustments to temporary exemptions on current account placements with Bank Indonesia in order to meet the minimum reserve requirement (if any), which has included the average value of the gross recorded value of SFT assets as referred to in line 28.	72.728.639	72.501.097
31	Leverage Ratio Value, including the impact of adjustments to temporary exemptions on current account placements at Bank Indonesia in order to meet the minimum reserve requirement (if any), which has included the average value of the gross recorded value of SFT assets as referred to in line 28.	4,69%	5,98%
31a	Leverage Ratio Value, excluding the impact of adjustments to temporary exemptions on current account placements at Bank Indonesia in order to meet the minimum reserve requirement (if any), which has included the average value of the gross recorded value of SFT assets as referred to in line 28.	4,69%	5,98%

Qualitative Analysis

Total assets in the financial position report in the published financial statements (before deducting CKPN) amounted to IDR78.28 trillion. After being added with derivative transaction exposure, TRA and prudential assessment adjustments, the Total Exposure in the calculation of the Leverage Ratio individually (bank only) became IDR72.73 trillion.

With a Total Leverage Ratio Exposure of IDR72.73 trillion and a Total Core Capital of IDR3.41 trillion, the Leverage Ratio in Quarter IV 2024 was 4.69%. The Leverage Ratio of PT. Bank KB Bukopin Tbk. individually (bank only) is above the minimum Leverage Ratio value set by the Regulator (3%).

Leverage Ration Calculation Report

Table of Exposure Total in Leverage Ratio as of December 31, 2024

Bank Name : PT. Bank KB Bukopin Tbk. (Konsolidasi)
Report Position : December 2024 (*Audited*)

LR1: Summary of the Comparision of Accounting Asset vs Leverage Ratio Exposures

(in million IDR)

No	Item	Consolidation
1	Total balance sheet assets in the published financial statements (gross value before deduction of CKPN)	86.069.274
2	Adjustments for the value of investments in banks, financial institutions, insurance companies, and/or other entities that based on financial accounting standards must be consolidated but are outside the scope of consolidation based on the provisions of the Financial Services Authority.	-
3	Adjustment for the value of the underlying financial asset pool that has been transferred in an asset securitization that meets the outright sale requirements as stipulated in OJK laws and regulations concerning the principle of prudence in Asset Securitization Activities for Commercial Banks.	(610.919)
4	Adjustment to temporary exceptions for placement of demand deposits at Bank Indonesia in order to meet the minimum reserve requirements (if any).	-
5	Adjustment for fiduciary assets that are recognized as a component of the balance sheet under financial accounting standards but are excluded from the calculation of total exposure in the Leverage Ratio.	-
6	Adjustment for the value of regular purchases or sales of financial assets using the trade date accounting method.	-
7	Adjustments for cash pooling transaction values that meet the requirements as stipulated in this Financial Services Authority Regulation.	-
8	Adjustment for derivative transaction exposure value.	26.198
9	Adjustment for Securities Financing Transaction (SFT) exposure value for example Reverse Repo transactions.	-
10	Adjustment for the exposure value of Administrative Account Transactions (TRA) which has been multiplied by the Credit Conversion Factor (FKK).	829.611
11	Prudent valuation adjustment in the form of capital reduction factors and Allowance for Impairment Losses (CKPN).	(4.523.359)
12	Other Adjustments	-
13	**Total exposure in Leverage Ratio calculation**	**81.790.805**

Qualitative Analysis

Total assets in the financial position report in the published financial statements (before deducting CKPN) amounted to IDR 86.07 trillion. After being added with derivative transaction exposure, TRA and prudential assessment adjustments, the Total Exposure in the calculation of the Leverage Ratio individually (bank only) became IDR81.79 trillion.

With a Total Leverage Ratio Exposure of IDR 81.79 trillion and a Total Core Capital of IDR 5.40 trillion, the Leverage Ratio in Quarter IV 2024 was 6,60%. The Leverage Ratio of PT. Bank KB Bukopin Tbk. individually (bank only) is above the minimum Leverage Ratio value set by the Regulator (3%).

LR2: Leverage Ratio Disclosure

(in million IDR)

Item		Period	
		T (December 31, 2024)	T-1 (September 30, 2024)
Asset Exposure in the Statement of Financial Position (Balance Sheet)			
1	Asset Exposure in the Statement of Financial Position (Balance Sheet) includes collateral assets, but excludes derivative transaction exposure and SFT exposure. *Gross value before deducting CKPN	82.222.405	85.115.123

LR2: Leverage Ratio Disclosure

(in million IDR)

	Item	Period	
		T (December 31, 2024)	T-1 (September 30, 2024)
2	The re-additional value for derivative collateral delivered to the counterparty and the provision of such collateral results in a decrease in the total asset exposure in the balance sheet due to the application of accounting standards.	-	-
3	(Reduction of receivables related to cash variation margin provided in derivative transactions)	-	-
4	(Adjustment for securities received in SFT exposure recognized as assets)	-	-
5	Allowance for Impairment Losses (CKPN) on these assets in accordance with applicable accounting standards.	-2.993.977	-2.800.535
6	(Assets that have been calculated as a factor reducing Core Capital (tier 1) as referred to in the Financial Services Authority Regulation governing the obligation to provide minimum capital for commercial banks.)	-1.529.382	-3.696.064
7	Total Asset Exposure in the Statement of Financial Position (Financial) (Summation of rows 1 to 6)	77.699.046	78.618.524
Derivative Transaction Exposure			
8	Replacement Cost (RC) value for all derivative transactions, whether there is a variation margin that meets the requirements or there is an offsetting agreement that meets certain requirements.	16.876	1604,0
9	The added value which is the Potential Futures Exposures (PFE) for all derivative transactions.	21.377	19313,0
10	(except for exposure to derivative transactions settled through a central counterparty (CCP)).	-	-
11	Adjustment for the effective notional value of credit derivatives.	-	-
12	(Adjustment for effective notional value offsetting and adding-on reductions for derivative credit sales transactions).	-	-
13	Total Derivative Transaction Exposure (Summation of rows 8 to 12).	38.253	20.917
Securities Financing Transaction (SFT) Exposure			
14	Gross SFT Value	3223895,718	1468932,091
15	(Net value between cash liabilities and cash receivables)	-	-
16	Credit Risk due to counterparty failure related to SFT assets referring to the Current Exposure calculation as regulated in Attachment I of this Financial Services Authority Regulation.	-	-
17	Exposure as an SFT agent	-	-
18	Total SFT Exposure (Summation of rows 14 to 17)	3.223.896	1.468.932
Administrative Account Transaction (TRA) Exposure			
19	The total value of commitment obligations or contingent liabilities. *Gross value before deducting CKPN	4706819,309	4372854,584
20	(Adjustment to the result of multiplying the value of commitment obligations or contingent obligations and the Credit Conversion Factor (FKK) then reduced by CKPN)	(3.877.209)	(3544513,442)
21	(Allowance for Impairment Losses (CKPN) on the TRA is in accordance with applicable accounting standards).	-	-

LR2: Leverage Ratio Disclosure

(in million IDR)

	Item	Period	
		T (December 31, 2024)	T-1 (September 30, 2024)
22	Total Administrative Account Transaction (TRA) Exposure (Summation of lines 19 to 21)	829.611	828.341
Capital and Total Exposure			
23	Core Capital (Tier 1)	5.401.052	6.308.592
24	Total exposure (Summation of rows 7, 13, 18, and 22)	81.790.805	80.936.715
Leverage Ratio			
25	Leverage Ratio Value, including the impact of adjustments to temporary exemptions on placement of demand deposits at Bank Indonesia in order to meet the minimum reserve requirement (if any)	6,60%	7,79%
25a	Leverage Ratio Value, excluding the impact of adjustments to temporary exceptions to current account placements at Bank Indonesia in order to meet minimum reserve requirements (if any)	6,60%	7,79%
26	Minimum Leverage Ratio Value	3,00%	3,00%
27	Buffer against Leverage Ratio value	0,00	0,00
Disclosure of Average Value			
28	The average value of the gross carrying value of SFT assets, after adjustment for sale accounting transactions calculated net of cash liabilities in SFT and cash receivables in SFT	3.223.896	1.468.932
29	The end of quarterly reporting value of the gross carrying value of SFT assets, after adjustment for sale accounting transactions calculated net of cash liabilities in SFT and cash receivables in SFT	3.223.896	1.468.932
30	Total Exposure, including the impact of adjustments to temporary exemptions on placement of demand deposits with Bank Indonesia in order to meet the minimum reserve requirement (if any), which has included the average value of the gross recorded value of SFT assets as referred to in line 28.	81.790.805	80.936.715
30a	Total exposure, excluding the impact of adjustments to temporary exemptions on current account placements with Bank Indonesia in order to meet the minimum reserve requirement (if any), which has included the average value of the gross recorded value of SFT assets as referred to in line 28.	81.790.805	80.936.715
31	Leverage Ratio Value, including the impact of adjustments to temporary exemptions on current account placements at Bank Indonesia in order to meet the minimum reserve requirement (if any), which has included the average value of the gross recorded value of SFT assets as referred to in line 28.	6,60%	7,79%
31a	Leverage Ratio Value, excluding the impact of adjustments to temporary exemptions on current account placements at Bank Indonesia in order to meet the minimum reserve requirement (if any), which has included the average value of the gross recorded value of SFT assets as referred to in line 28.	6,60%	7,79%
	Qualitative Analysis		
	Total assets in the financial position report in the published financial statements (before deducting CKPN) amounted to IDR86.07 trillion. After being added with derivative transaction exposure, TRA and prudential assessment adjustments, the Total Exposure in the calculation of the Leverage Ratio on a consolidated basis became IDR81.79 trillion. With a Total Leverage Ratio Exposure of IDR 82.17 trillion and a Total Core Capital of IDR5.40 trillion, the Leverage Ratio in Quarter IV 2024 was 6.60%. The Leverage Ratio of PT. Bank KB Bukopin Tbk. on a consolidated basis is above the minimum Leverage Ratio value set by the Regulator (3%).		

RISK EXPOSURE AND CAPITAL INFORMATION

In accordance with Financial Services Authority Regulation (POJK) Number 32/POJK.03/2016 which is an amendment to POJK Number 6/POJK.03/2015 concerning Transparency and Publication of Bank Reports, Article 13A stipulates that Banks are required to include quantitative information related to risk exposure in the Publication Report. This provision is also reinforced through Financial Services Authority Circular Letter (SEOJK) Number 9/SEOJK.03/2020 concerning Transparency and Publication of Conventional Commercial Bank Reports, as well as POJK Number 18/POJK.03/2016 concerning Implementation of Risk Management.

Risk Profile and Management

KB Bank implements comprehensive risk management to ensure the stability and sustainability of its operations. The bank's risk profile covers various aspects, including credit, market, liquidity, operational, legal, reputational, and strategic risks. To manage these risks, KB Bank implements a Three Lines of Defense principle-based approach, where business units act as the front line in risk taking, followed by risk management and compliance functions as independent supervisors, and internal audits that ensure the effectiveness of risk control. In addition, KB Bank periodically reviews its risk management policies and procedures, in accordance with Financial Services Authority (OJK) regulations and market dynamics. With a strict monitoring system and targeted mitigation strategies, KB Bank is committed to maintaining a balance between business growth and healthy risk management in order to create long-term value for all stakeholders.

Credit Risk

Credit Risk - General Qualitative Disclosures

Based on the Risk Management Policy (internal), Credit Risk is the risk arising from the failure of debtors and/or other parties to fulfill their obligations to the Bank and/or Subsidiaries. These risks include debtor failure, credit concentration risk, counterparty credit risk, settlement risk, and country risk.

To improve the prudential aspect in Credit Risk management, the Bank has established an organizational structure that clearly separates functions into three lines of defense, namely the first line of defense, the second line of defense, and the third line of defense.

1. Reflection of Business Model in Bank Credit Risk Profile Components
   The Bank's Credit Risk management strategy is designed for a long term to ensure business sustainability, capital adequacy, and effective risk management. The preparation of this strategy considers various factors, including economic development, availability of human resources, infrastructure, and financial conditions.

   The Bank is committed to accelerating the timely settlement of non-performing assets in order to strengthen the capital structure and improve financial stability (soundness). This effort is supported by increased productivity through strengthening organizational capabilities and developing information technology (IT) infrastructure. In addition, the Bank focuses on increasing profitability, optimizing the asset portfolio, and strengthening the capital structure to create a sustainable growth cycle. The Bank's Strategic Direction in 2024:
   a. Capital Structure Advancement. Strengthening the capital structure and ensuring compliance with regulations through increasing profitability and initiatives to save capital reduction factors and implementing credit risk mitigation techniques.
   b. Portfolio Improvement. Settlement of bad assets, building a new sales model by focusing on businesses that the bank has mastered, forming a good asset portfolio through business expansion and recomposition of DPK and increasing CASA, strengthening credit management
   c. Productivity Enhancement. Efficiency continues to be carried out both in terms of reducing overhead costs, improving infrastructure and bank management systems and innovation to create a capable organization.

   The Bank's transformation is designed to take place sustainably, in line with the dynamics of business development. This process is divided into three stages based on time projections:
   - First phase (2023-2024): Focus on restoring basic fundamentals to strengthen the Bank's business and operational foundations.
   - Second phase (2025-2026): Adapting strategies and best practices from market leaders, while building and strengthening the Bank's competitiveness in the banking industry.
   - Third phase (2027 and beyond): Transitioning towards a position as a market leader by highlighting innovation as a main competitive advantage.

2. Criteria and Approaches for Credit Risk Management Policy
   The preparation of strategies, policies, procedures, and limit determination must be align with the Bank's vision, mission, and business strategy. This process is carried out by considering various aspects, such as the type and complexity of the business, risk profile, tolerable risk level, and applicable laws and regulations in Indonesia.

To support the implementation of Credit Risk management, the Bank has established a Risk Management Policy, Credit Risk Management Policy, and Risk Management Committee Charter. The Credit Risk Management Policy serves as an umbrella in managing Credit Risk, while the Product Program policy becomes the standard for business units in developing banking products.

3. Credit Risk Management Structure and Organization and Control Functions
   Active supervision by the Board of Directors (BOD) and Board of Commissioners (BOC) of Credit Risk is carried out through various committees that function consistently. Discussions generally include quarterly credit risk profile evaluations and monthly monitoring of credit ratios, with limits that have been set in accordance with applicable internal policies. In addition to the Risk Management Committee (RMC) and the Risk Monitoring Committee (ROC), the Bank also has a Credit Committee that is responsible for the credit process. This committee holds regular meetings in accordance with the applicable charter and conducts additional studies if necessary based on internal needs.

   The latest organizational structure is stated in Decree No. 101 of 2024 dated September 2, 2024 concerning the Organizational Structure of Bank KB Bukopin Tbk. Credit Risk Management is implemented based on the Three Lines of Defense principle, where the Risk Taking Unit, including the business and credit teams, acts as the 1st Line of Defense. Meanwhile, the Risi Group and Compliance act as the 2nd Line of Defense, and Internal Audit functions as the 3rd Line of Defense. This organizational structure reflects the division of tasks and authorities that have been adjusted to the job descriptions of each function.

   To strengthen the risk control system, the Bank has added the position of Risk Management Division Head to its organizational structure. In the future, the Bank will continue to make adjustments to ensure the adequacy of organizational devices in supporting operational effectiveness

4. Relationship between Credit Risk Management, Risk Control, Compliance, and Internal Audit Functions
   In accordance with the Three Lines of Defense principle, the Compliance and Risk Management Group acts as the 2nd Line of Defense, which is tasked with carrying out independent monitoring. The Risk Management Group is responsible for designing, reviewing, and updating policies, risk limits, and risk management tools on a regular basis. In addition, this group also supervises and provides direction to the 1st Line of Defense in implementing risk management in each work unit. Meanwhile, the Compliance Division ensures that all operational activities of the Bank at every level of the organization are in accordance with the regulations set by Bank Indonesia (BI), the Financial Services Authority (OJK), and other relevant authorities.

   On the other hand, Internal Audit functions as the 3rd Line of Defense with the main task of conducting independent evaluations of the implementation of risk management in the First and 2nd Line of Defense. This evaluation aims to assess the effectiveness and suitability of the implementation of risk management with applicable policies and procedures. Internal control is carried out through the routine work program of the Internal Audit Work Unit (SKAI), which carries out comprehensive audits as part of the 3rd Line of Defense.

   Monitoring of the Bank's credit quality is carried out by the Enterprise Risk Management Department and the Credit Risk Management Department as part of the 2nd Line of Defense, which collaborates with the Risk Taking Unit in the 1st Line of Defense to ensure segregation of duties. In addition to these units, various other departments also support the implementation of effective Credit Risk management.

5. Main Information on Credit Risk Exposure Reports
   The Risk Group routinely reports risk developments to the Board of Directors through the Risk Management Committee and to the Board of Commissioners through the Risk Monitoring Committee. In addition, improvements to governance in the end-to-end credit process continue to be carried out, including through monitoring the overall credit ratio (bankwide) and various other strategic steps.

Net Billings Disclosure By Region - Bank Individually

Additional Disclosures regarding the Quality of Credit on Assets (CRB)

a) Qualitative

1. Past Due Receivables, refers to the portfolio category of overdue receivablesas in Appendix A of Financial Services Authority Circular Letter No. SEOJK 24/SEOJK.03/2021.
2. Impaired Receivables, receivables that are at stage 2 (less good assets) and stage 3 (bad assets)
3. Evaluation of impairment is carried out on credits granted in classifications and measurements other than fair value through profit and loss. The purpose of impairment is to recognize expected credit loss over the life of all financial instruments that have experienced a significant increase in credit risk since initial recognition, whether assessed individually or collectively by considering all reasonable and supporting information, including forward-looking information.

Disclosure Table of Net Receivables by Region - Individual Banks as of December 31, 2024

(in million IDR)

No.	Portofolio Category	December 31, 2024 (Audited) Net Billings By Region				December 31, 2023 (Audited) Net Billings By Region			
		Java	Sumatera	Others	Total	Java	Sumatera	Others	Total
a	b	c	d	e	f	i	j	m	n
1	Receivables from Government	16.364.694	-	-	16.364.694	16.432.697	-	-	16.432.697
2	Receivables from Public Sector Entities	3.291.165	164	-	3.291.329	2.996.050	355	-	2.996.405
3	Receivables from Multilateral Development Banks and International Institutions	-	-	-	-	-	-	-	-
4	Receivables from Banks	495.509	14.553	5	510.067	367.285	53	4	367.342
5	Receivables in the form of a Covered Bond	-	-	-	-	-	-	-	-
6	Receivables from Securities Companies and Other Financial Services Institutions	908.081	-	-	908.081	1.522.780	2.193	-	1.524.972
7	Receivables in the form of Securities/Subordinated Receivables, Equity and Other Capital Instruments	50.000	-	-	50.000	50.000	-	-	50.000
8	Residential Property Secured Loans	2.689.472	279.808	337.579	3.306.858	3.272.634	532.882	614.502	4.420.018
9	Commercial Property Secured Loans	6.102.422	274.763	362.067	6.739.252	9.332.327	596.499	1.170.748	11.099.573
10	Credit for Land Acquisition, Land Processing, and Construction	-	-	-	-	-	600	-	600
11	Employee or Pensioner Credit	5.842.925	1.225.492	3.155.775	10.224.191	5.265.610	1.199.709	2.723.110	9.188.429

Disclosure Table of Net Receivables by Region - Individual Banks as of December 31, 2024

(in million IDR)

No.	Portofolio Category	December 31, 2024 (Audited) Net Billings By Region				December 31, 2023 (Audited) Net Billings By Region			
		Java	Sumatera	Others	Total	Java	Sumatera	Others	Total
a	b	c	d	e	f	i	j	m	n
12	Receivables on Micro Businesses, Small Businesses, and Retail Portfolio	1.352.905	61.162	92.654	1.506.721	1.968.052	155.655	258.257	2.381.963
13	Receivables on Corporations	16.751.553	70.337	86.299	16.908.189	12.823.215	318.674	181.581	13.323.469
14	Other Overdue Receivables	4.947.546	359.127	417.342	5.724.015	4.225.728	225.339	306.907	4.757.974
15	Other Assets	7.528.535	-	-	7.528.535	7.435.101	-	-	7.435.101
	Total	**66.324.806**	**2.285.405**	**4.451.721**	**73.061.932**	**65.691.479**	**3.031.958**	**5.255.108**	**73.978.544**

Disclosure of Net Receivables by Region - Bank on Consolidated Basis with Subsidiaries

Net Receivables Disclosure Table by Region - Bank on Consolidated Basis with Subsidiaries as of December 31, 2024

(in million IDR)

No.	Portofolio Category	December 31, 2024 (Audited) Net Billings By Region				December 31, 2023 (Audited) Net Billings By Region			
		Java	Sumatera	Others	Total	Java	Sumatera	Others	Total
a	b	c	d	e	f	i	j	m	n
1	Receivables from Government	16.364.694	-	-	16.364.694	17.656.442	-	-	17.656.442
2	Receivables from Public Sector Entities	3.387.612	164	-	3.387.776	2.996.050	355	217	2.996.622
3	Receivables from Multilateral Development Banks and International Institutions	-	-	-	-	-	-	-	-
4	Receivables from Banks	495.509	14.553	5	510.067	401.412	57	7	401.476
5	Receivables in the form of a Covered Bond	-	-	-	-	-	-	-	-
6	Receivables from Securities Companies and Other Financial Services Institutions	908.081	-	-	908.081	1.522.780	2.193	-	1.524.972
7	Receivables in the form of Securities/Subordinated Receivables, Equity and Other Capital Instruments	50.000	-	-	50.000	50.000	-	-	50.000

Net Receivables Disclosure Table by Region - Bank on Consolidated Basis with Subsidiaries as of December 31, 2024

(in million IDR)

No.	Portofolio Category	December 31, 2024 (Audited) Net Billings By Region				December 31, 2023 (Audited) Net Billings By Region			
		Java	Sumatera	Others	Total	Java	Sumatera	Others	Total
a	b	c	d	e	f	i	j	m	n
8	Residential Property Secured Loans	2.731.513	341.448	345.843	3.418.805	3.327.290	601.335	626.448	4.555.073
9	Commercial Property Secured Loans	6.660.835	276.125	364.700	7.301.660	9.879.549	597.886	1.173.460	11.650.895
10	Credit for Land Acquisition, Land Processing, and Construction	-	-	-	-	-	600	-	600
11	Employee or Pensioner Credit	5.908.625	1.249.012	3.167.833	10.325.470	5.309.659	1.221.607	2.734.552	9.265.818
12	Receivables on Micro Businesses, Small Businesses, and Retail Portfolio	1.823.037	162.601	142.595	2.128.233	2.432.902	278.027	321.641	3.032.569
13	Receivables on Corporations	20.415.318	802.310	387.100	21.604.728	15.787.726	1.080.900	595.460	17.464.086
14	Other Overdue Receivables	5.255.637	409.660	460.404	6.125.701	4.349.540	252.481	376.532	4.978.553
15	Other Assets	7.528.535	-	-	7.528.535	7.845.225	13.390	113.215	7.971.830
Total		**71.529.396**	**3.255.873**	**4.868.481**	**79.653.749**	**71.558.573**	**4.048.831**	**5.941.531**	**81.548.936**

Disclosure of Net Billings Based on Remaining Contract Term - Bank Individually

Table of Net Receivables Disclosure based on Remaining Contract Term - Bank Individually as of December 31, 2024

1)Disclosure of Net Receivables Based on Remaining Contract Period – Bank by individual

No.	Portfolio Category	December 31, 2024 (*Audited*) Net Receivables based on Remaining Contract Period					
		< 1 year	> 1 to 3 years	> 3 to 5 years	> 5 years	Non Contractual	Total
a	b	c	d	e	f	g	h
1	Receivables from Government	9.499.200	792.111	2.311.657	3.761.725	-	16.364.694
2	Receivables from Public Sector Entities	390.476	1.176.601	11.053	1.713.199	-	3.291.329
3	Receivables from Multilateral Development Banks and International Institutions	-	-	-	-	-	-
4	Receivables from Banks	476	-	81.318	-	428.273	510.067
5	Receivables in the form of a Covered Bond	-	-	-	-	-	-
6	Receivables from Securities Companies and Other Financial Services Institutions	503.718	364.363	40.000	-	-	908.081
7	Receivables in the form of Securities/ Subordinated Receivables, Equity and Other Capital Instruments	-	50.000	-	-	-	50.000
8	Residential Property Secured Loans	975.927	114.709	847.787	1.368.434	-	3.306.858
9	Commercial Property Secured Loans	2.830.775	1.592.290	1.451.337	864.850	-	6.739.252
10	Credit for Land Acquisition, Land Processing, and Construction	-	-	-	-	-	-
11	Employee or Pensioner Credit	124.617	447.910	641.732	9.009.933	-	10.224.191
12	Receivables on Micro Businesses, Small Businesses, and Retail Portfolio	974.011	258.835	138.488	135.387	-	1.506.721
13	Receivables on Corporations	4.276.881	3.390.721	3.570.910	5.669.677	-	16.908.189
14	Other Overdue Receivables	1.287.772	1.221.536	1.685.531	1.529.176	-	5.724.015
15	Other Assets	-	-	-	-	7.528.535	7.528.535
Total		**20.863.853**	**9.409.077**	**10.779.813**	**24.052.381**	**7.956.808**	**73.061.932**

(in million IDR)

	31 Desember 2023 (*Audited*)					
	Net Receivables based on Remaining Contract Period					
	< 1 year	> 1 to 3 years	> 3 to 5 years	> 5 years	Non Contractual	Total
	i	j	k	l	m	n
	6.959.641	1.236.459	2.034.420	6.036.312	165.865	16.432.697
	210.323	355	1.151.665	1.634.061	-	2.996.405
	-	-	-	-	-	-
	1	-	-	-	367.341	367.342
	-	-	-	-	-	-
	1.031.775	491.002	-	2.195	-	1.524.972
	-	-	50.000	-	-	50.000
	645.694	691.187	1.496.383	1.586.754	-	4.420.018
	3.310.880	1.444.408	1.966.623	4.377.662	-	11.099.573
	600	-	-	-	-	600
	94.664	373.268	624.755	8.095.742	-	9.188.429
	1.081.042	443.464	248.817	268.112	340.528	2.381.963
	4.857.337	669.673	3.290.327	4.490.271	15.861	13.323.469
	941.756	768.656	1.007.048	2.040.513	-	4.757.974
	-	-	-	-	7.435.101	7.435.101
	19.133.714	**6.118.473**	**11.870.037**	**28.531.623**	**8.324.697**	**73.978.544**

2)Disclosure of Net Receivables Based on the Remaining Term of Contract - Consolidated Bank with Subsidiaries

No.	Portfolio Category	December 31, 2024 (*Audited*)					
		Net Receivables based on Remaining Contract Period					
		< 1 year	> 1 to 3 years	> 3 to 5 years	> 5 years	Non Contractual	Total
a	b	c	d	e	f	g	h
1	Receivables from Government	9.499.200	792.111	2.311.657	3.761.725	-	16.364.694
2	Receivables from Public Sector Entities	390.476	1.176.601	11.053	1.809.646	-	3.387.776
3	Receivables from Multilateral Development Banks and International Institutions	-	-	-	-	-	-
4	Receivables from Banks	476	-	81.318	-	428.273	510.067
5	Receivables in the form of a Covered Bond	-	-	-	-	-	-
6	Receivables from Securities Companies and Other Financial Services Institutions	503.718	364.363	40.000	-	-	908.081
7	Receivables in the form of Securities/ Subordinated Receivables, Equity and Other Capital Instruments	-	50.000	-	-	-	50.000
8	Residential Property Secured Loans	994.971	129.242	860.371	1.434.221	-	3.418.805
9	Commercial Property Secured Loans	2.849.837	1.632.147	1.510.381	1.309.294	-	7.301.660
10	Credit for Land Acquisition, Land Processing, and Construction	-	-	-	-	-	-
11	Employee or Pensioner Credit	141.214	472.703	661.935	9.049.615	3	10.325.470
12	Receivables on Micro Businesses, Small Businesses, and Retail Portfolio	1.279.469	351.754	191.510	305.500	-	2.128.233
13	Receivables on Corporations	5.102.772	4.746.241	4.356.409	7.398.921	385	21.604.728
14	Other Overdue Receivables	1.326.490	1.346.122	1.754.113	1.593.076	105.900	6.125.701
15	Other Assets	-	-	-	-	7.528.535	7.528.535
Total		**22.088.622**	**11.061.286**	**11.778.747**	**26.661.997**	**8.063.097**	**79.653.749**

(in million IDR)

31 Desember 2023 (*Audited*)					
Net Receivables based on Remaining Contract Period					
< 1 year	> 1 to 3 years	> 3 to 5 years	> 5 years	Non Contractual	Total
i	j	k	l	m	n
7.244.528	1.236.459	2.034.420	6.036.312	1.104.723	17.656.442
210.323	376	1.151.665	1.634.061	196	2.996.622
-	-	-	-	-	-
34.135	-	-	-	367.341	401.476
-	-	-	-	-	-
1.031.775	491.002	-	2.195	-	1.524.972
-	-	50.000	-	-	50.000
645.739	692.047	1.499.188	1.586.754	131.345	4.555.073
3.314.608	1.450.615	1.991.320	4.377.662	516.690	11.650.895
600	-	-	-	-	600
94.681	374.566	632.113	8.095.742	68.715	9.265.818
1.205.685	614.452	380.625	268.112	555.149	3.024.023
5.105.517	1.178.221	3.764.467	4.490.271	2.936.391	17.474.866
970.215	820.460	1.081.244	2.041.615	65.085	4.978.620
-	-	-	-	7.971.831	7.971.831
19.857.807	**6.858.199**	**12.585.040**	**28.532.725**	**13.717.467**	**81.551.238**

Disclosure of Net Billings by Economic Sector - Banks Individually

Table of Net Receivables Disclosure by Economic Sector - Bank Individually as of December 31, 2024

1) Disclosure of Net Billings by Economic Sector - Banks Individually

No.	Economic Sector	"Receivables from Government"	"Receivables from Public Sector Entities"	"Receivables from Multilateral Development Banks and International Institutionsl"	"Receivables from Banks"	"Receivables in the form of Covered Bonds"	"Receivables Securities from Companies and Other Financial Services Institutions"	"Receivables in the form of Securities/ Subordinated Receivables, Equity and Other Capital Instruments"	
a	b	c	d	e	f	g	h	i	
	December 31, 2024 (Audited)								
1	Agriculture, Forestry, and Fisheries	-	-	-	-	-	-	-	
2	Mining and Excavation	-	668.066	-	-	-	-	-	
3	Processing Industry	-	490.059	-	-	-	-	-	
4	Electricity, Gas, Steam/Hot and Cold Water, Waste Water	-	508.076	-	-	-	-	-	
5	Water Management, Waste Water Management, Waste Management and Recycling	-	-	-	-	-	-	-	
6	Construction	-	-	-	-	-	-	-	
7	Wholesale and retail trading; Car and Motorcycle Reparation and Maintenance	-	-	-	-	-	-	-	
8	Transportation and Warehousing	-	199.998	-	-	-	-	-	
9	Transport and Warehouse Accomodation, food and beverage supply	-	-	-	-	-	-	-	
10	Information and Communication	-	-	-	-	-	-	0	
11	Finance and Insurance Activities	-	11.053	-	81.318	-	746.085	50.000	
12	Real Estate	-	-	-	-	-	-	-	
13	Professional, Scientific, and Technical Activities	-	-	-	-	-	-	-	

(in million IDR)

	"Credit Secured by Residential Properties"	"Credit Secured from Commercial Property"	"Credit for Land Acquisition, Land Processing and Construction"	"Creditby Employees or Retirees"	"Receivables from on Micro Business, Small Business and Retail Portfolio"	"Receivables from Corporates"	Overdue Receivables	Other Assets
	j	k	l	m	n	o	p	q
	12.129	119.447	-	-	75.170	0	152.952	-
	9.756	1.779	-	-	2.149	2	148.243	-
	50.219	2.488.893	-	1	3.130	3	239.107	-
	262	13.216	-	-	-	1	208.636	-
	-	1.522	-	-	-	0	1.502	-
	316.981	597.457	-	-	13.713	0	1.082.538	-
	699.366	1.157.114	-	196	35.572	0	622.147	-
	50.506	114.130	-	-	1.581	1	183.749	-
	37.155	562.052	-	-	8.395	0	1.067.633	-
	532.933	9.380	0	0	748	0	6.771	-
	257	76.287	-	-	68.553	1	354.627	-
	169.651	346.828	-	-	2.627	0	830.730	-
	422	657.907	-	-	9.102	0	19.661	-

1) Disclosure of Net Billings by Economic Sector - Banks Individually

No.	Economic Sector	"Receivables from Government"	"Receivables from Public Sector Entities"	"Receivables from Multilateral Development Banks and International Institutionsl"	"Receivables from Banks"	"Receivables in the form of Covered Bonds"	"Receivables Securities from Companies and Other Financial Services Institutions"	"Receivables in the form of Securities/ Subordinated Receivables, Equity and Other Capital Instruments"	
a	b	c	d	e	f	g	h	i	
14	Rental and Leasing Activities without Option Rights, Employment, Travel Agencies, and Other Business Support	-	-	-	475	-	-	-	
15	Government Administration, Defence, and Mandatory Social Security	-	-	-	-	-	-	-	
16	Education	-	-	-	-	-	-	-	
17	Human Health Activities and Social Activities	-	164	-	-	-	-	-	
18	Arts, Entertainment, and Recreation	-	-	-	-	-	-	-	
19	Other Services Activities	-	-	-	-	-	-	-	
20	Household as Employer Activities: Activities that produce goods and services by households that are used to meet their own needs	-	-	-	-	-	-	-	
21	International and Other Extra International Activities	-	-	-	-	-	-	-	
22	Household	-	-	-	1	-	-	-	
23	Non-Business Activities	-	-	-	-	-	-	-	
24	Others	16.364.694	1.413.912	-	428.273	-	161.996	-	
Total		**16.364.694**	**3.291.329**	**-**	**510.067**	**-**	**908.081**	**50.000**	

(in million IDR)

	"Credit Secured by Residential Properties"	"Credit Secured from Commercial Property"	"Credit for Land Acquisition, Land Processing and Construction"	"Creditby Employees or Retirees"	"Receivables from on Micro Business, Small Business and Retail Portfolio"	"Receivables from Corporates"	Overdue Receivables	Other Assets
	j	k	l	m	n	o	p	q
	40.521	27.650	-	-	8.034	0	21.597	-
	-	-	-	-	-	0	-	-
	9.752	353.494	-	-	5.746	0	28.293	-
	1.492	149.433	-	-	1.499	0	14.162	-
	9.920	6.423	-	130	6.945	0	3.772	-
	340	502	-	-	5.809	0	7.327	-
	659	-	-	-	-	0	445	-
	-	-	-	-	-	0	-	-
	1.360.983	55.738	-	10.223.662	728.379	0	728.681	-
	3.552	-	-	202	2.170	0	1.444	-
	-	-	-	-	527.400	7	-	7.528.535
	3.306.858	**6.739.252**	**-**	**10.224.191**	**1.506.721**	**17**	**5.724.015**	**7.528.535**

No.	Economic Sector	"Receivables from Government"	"Receivables from Public Sector Entities"	"Receivables from Multilateral Development Banks and International Institutionsl"	"Receivables from Banks"	"Receivables in the form of Covered Bonds"	"Receivables Securities from Companies and Other Financial Services Institutions"	"Receivables in the form of Securities/ Subordinated Receivables, Equity and Other Capital Instruments"	
a	b	c	d	e	f	g	h	i	
	December 31, 2023 (Audited)								
1	Agriculture, Forestry, and Fisheries	-	-	-	-	-	-	-	
2	Mining and Excavation	-	895.422	-	-	-	-	-	
3	Processing Industry	-	446.566	-	-	-	-	-	
4	Electricity, Gas, Steam/Hot and Cold Water, Waste Water	-	300.000	-	-	-	-	-	
5	Water Management, Waste Water Management, Waste Management and Recycling	-	-	-	-	-	-	-	
6	Construction	-	-	-	-	-	-	-	
7	Wholesale and retail trading; Car and Motorcycle Reparation and Maintenance	-	-	-	-	-	2.193	-	
8	Transportation and Warehousing	-	20.000	-	-	-	-	-	
9	Transport and Warehouse Accomodation, food and beverage supply	-	-	-	-	-	-	-	
10	Information and Communication	-	-	-	-	-	-	-	
11	Finance and Insurance Activities	-	-	-	-	-	1.110.784	50.000	
12	Real Estate	-	-	-	-	-	-	-	
13	Professional, Scientific, and Technical Activities	-	-	-	-	-	-	-	
14	Rental and Leasing Activities without Option Rights, Employment, Travel Agencies, and Other Business Support	-	-	-	-	-	-	-	

(in million IDR)

	"Credit Secured by Residential Properties"	"Credit Secured from Commercial Property"	"Credit for Land Acquisition, Land Processing and Construction"	"Creditby Employees or Retirees"	"Receivables from on Micro Business, Small Business and Retail Portfolio"	"Receivables from Corporates"	Overdue Receivables	Other Assets
	j	k	l	m	n	o	p	q
	40.564	234.392	-	4.674	71.125	387.063	146.901	-
	17.450	20.961	-	-	7.904	554.552	577.256	-
	253.455	1.685.717	-	11	173.455	2.823.209	63.596	-
	112.205	97.864	-	86	-	1.123.981	184.576	-
	4.742	2.832	-	-	-	43.096	-	-
	770.133	1.107.412	600	-	55.672	192.932	1.132.071	-
	755.027	2.388.242	-	558	134.183	524.250	608.378	-
	190.326	939.850	-	1.232	246.083	309.797	501.357	-
	413.615	2.670.778	-	36	9.517	60.920	282.765	-
	561.121	31.178	-	-	100	120.802	2.939	-
	19.176	28.556	-	-	363.668	528.366	206.442	-
	361.928	804.276	-	111	1.903	19.700	198.959	-
	20.196	176.604	-	-	5.654	7.980	21.495	-
	75.149	38.642	-	241	15.481	485.934	6.687	-

No.	Economic Sector	"Receivables from Government"	"Receivables from Public Sector Entities"	"Receivables from Multilateral Development Banks and International Institutionsl"	"Receivables from Banks"	"Receivables in the form of Covered Bonds"	"Receivables Securities from Companies and Other Financial Services Institutions"	"Receivables in the form of Securities/ Subordinated Receivables, Equity and Other Capital Instruments"	
a	b	c	d	e	f	g	h	i	
15	Government Administration, Defence, and Mandatory Social Security	-	-	-	-	-	-	-	
16	Education	-	-	-	-	-	-	-	
17	Human Health Activities and Social Activities	-	355	-	-	-	-	-	
18	Arts, Entertainment, and Recreation	-	-	-	-	-	-	-	
19	Other Services Activities	-	-	-	-	-	-	-	
20	Household as Employer Activities: Activities that produce goods and services by households that are used to meet their own needs	-	-	-	-	-	-	-	
21	International and Other Extra International Activities	-	-	-	-	-	-	-	
22	Household	-	-	-	1	-	-	-	
23	Non-Business Activities	-	-	-	-	-	-	-	
24	Others	16.432.697	1.334.061	-	367.341	-	411.996	-	
Total		**16.432.697**	**2.996.405**	**-**	**367.342**	**-**	**1.524.972**	**50.000**	

(in million IDR)

	"Credit Secured by Residential Properties"	"Credit Secured from Commercial Property"	"Credit for Land Acquisition, Land Processing and Construction"	"Creditby Employees or Retirees"	"Receivables from on Micro Business, Small Business and Retail Portfolio"	"Receivables from Corporates"	Overdue Receivables	Other Assets
	j	k	l	m	n	o	p	q
	-	-	-	-	-	-	-	-
	23.797	511.335	-	-	14.986	41.520	22.657	-
	16.308	106.597	-	34	1.960	4.000	7.162	-
	12.850	137.566	-	301	12.365	-	3.392	-
	10.110	20.458	-	111	8.650	13.848	6.334	-
	809	583	-	-	-	-	-	-
	-	-	-	-	-	-	-	-
	715.106	95.729	-	9.180.807	729.689	-	782.581	-
	-	-	-	-	-	-	-	-
	-	-	-	-	524.834	6.081.521	-	7.435.101
	4.374.066	**11.099.573**	**600**	**9.188.202**	**2.377.230**	**13.323.469**	**4.755.548**	**7.435.101**

Disclosure of Net Receivables by Economic Sector - Bank on Consolidated Basis with Subsidiaries

Table of Net Receivables by Economic Sector - Bank on a Consolidated Basis with Subsidiaries as of December 31, 2024

2) Disclosure of Net Receivables by Economic Sector - Bank on Consolidated Basis with Subsidiaries

No.	Economic Sector	"Receivables from Government"	"Receivables from Public Sector Entities"	"Receivables from Multilateral Development Banks and International Institutionsl"	"Receivables from Banks"	"Receivables in the form of Covered Bonds"	"Receivables Securities from Companies and Other Financial Services Institutions"	"Receivables in the form of Securities/ Subordinated Receivables, Equity and Other Capital Instruments"	
a	b	c	d	e	f	g	h	i	
	December 31, 2024 (Audited)								
1	Agriculture, Forestry, and Fisheries	-	-	-	-	-	-	-	
2	Mining and Excavation	-	668.066	-	-	-	-	-	
3	Processing Industry	-	586.506	-	-	-	-	-	
4	Electricity, Gas, Steam/Hot and Cold Water, Waste Water	-	508.076	-	-	-	-	-	
5	Water Management, Waste Water Management, Waste Management and Recycling	-	-	-	-	-	-	-	
6	Construction	-	-	-	-	-	-	-	
7	Wholesale and retail trading; Car and Motorcycle Reparation and Maintenance	-	-	-	-	-	-	-	
8	Transportation and Warehousing	-	199.998	-	-	-	-	-	
9	Transport and Warehouse Accomodation, food and beverage supply	-	-	-	-	-	-	-	
10	Information and Communication	-	-	-	-	-	-	-	
11	Finance and Insurance Activities	-	11.053	-	81.318	-	746.085	50.000	
12	Real Estate	-	-	-	-	-	-	-	
13	Professional, Scientific, and Technical Activities	-	-	-	-	-	-	-	

(in million IDR)

	"Credit Secured by Residential Properties"	"Credit Secured from Commercial Property"	"Credit for Land Acquisition, Land Processing and Construction"	"Creditby Employees or Retirees"	"Receivables from on Micro Business, Small Business and Retail Portfolio"	"Receivables from Corporates"	Overdue Receivables	Other Assets
	j	k	l	m	n	o	p	q
	12.129	119.447	-	-	77.240	477.375	156.615	-
	9.756	1.779	-	-	2.149	2.106.536	148.621	-
	50.219	2.488.931	-	1	32.118	3.830.389	244.320	-
	262	13.216	-	-	7.419	1.062.119	248.592	-
	-	1.522	-	-	13	182.528	1.502	-
	317.224	657.142	-	-	77.693	118.185	1.113.161	-
	713.385	1.187.891	-	196	221.783	910.896	750.759	-
	50.506	119.733	-	-	32.861	1.623.951	188.624	-
	37.155	625.580	-	476	70.252	147.296	1.085.946	-
	532.933	9.380	-	-	1.139	462.858	6.771	-
	257	76.287	-	-	107.328	831.500	358.940	-
	169.651	346.828	-	-	22.164	197.727	835.685	-
	772	657.907	-	-	9.957	9.175	23.028	-

2) Disclosure of Net Receivables by Economic Sector - Bank on Consolidated Basis with Subsidiaries

No.	Economic Sector	"Receivables from Government"	"Receivables from Public Sector Entities"	"Receivables from Multilateral Development Banks and International Institutionsl"	"Receivables from Banks"	"Receivables in the form of Covered Bonds"	"Receivables Securities from Companies and Other Financial Services Institutions"	"Receivables in the form of Securities/ Subordinated Receivables, Equity and Other Capital Instruments"	
a	b	c	d	e	f	g	h	i	
14	Rental and Leasing Activities without Option Rights, Employment, Travel Agencies, and Other Business Support	-	-	-	475	-	-	-	
15	Government Administration, Defence, and Mandatory Social Security	-	-	-	-	-	-	-	
16	Education	-	-	-	-	-	-	-	
17	Human Health Activities and Social Activities	-	164	-	-	-	-	-	
18	Arts, Entertainment, and Recreation	-	-	-	-	-	-	-	
19	Other Services Activities	-	-	-	-	-	-	-	
20	Household as Employer Activities: Activities that produce goods and services by households that are used to meet their own needs	-	-	-	-	-	-	-	
21	International and Other Extra International Activities	-	-	-	-	-	-	-	
22	Household	-	-	-	1	-	-	-	
23	Non-Business Activities	-	-	-	-	-	-	-	
24	Others	16.364.694	1.413.912	-	428.273	-	161.996	-	
Total		**16.364.694**	**3.387.776**	**-**	**510.067**	**-**	**908.081**	**50.000**	

(in million IDR)

	"Credit Secured by Residential Properties"	"Credit Secured from Commercial Property"	"Credit for Land Acquisition, Land Processing and Construction"	"Creditby Employees or Retirees"	"Receivables from on Micro Business, Small Business and Retail Portfolio"	"Receivables from Corporates"	Overdue Receivables	Other Assets
	j	k	l	m	n	o	p	q
	40.521	30.283	-	-	22.713	536.552	40.866	-
	-	-	-	-	-	-	-	-
	10.482	537.257	-	-	123.753	817.093	28.470	-
	1.492	365.813	-	-	24.391	740.547	74.745	-
	9.920	6.423	-	130	6.945	858	3.772	-
	10.095	502	-	-	9.607	70.170	7.809	-
	659	-	-	-	-	48.645	445	-
	-	-	-	-	-	-	-	-
	1.447.786	55.738	-	10.316.024	747.537	17.657	805.587	-
	3.552	-	-	8.642	3.771	532	1.444	-
	-	-	-	-	527.402	7.412.141	-	7.528.535
	3.418.756	**7.301.660**	**-**	**10.325.470**	**2.128.233**	**21.604.728**	**6.125.701**	**7.528.535**

No.	Economic Sector	"Receivables from Government"	"Receivables from Public Sector Entities"	"Receivables from Multilateral Development Banks and International Institutionsl"	"Receivables from Banks"	"Receivables in the form of Covered Bonds"	"Receivables Securities from Companies and Other Financial Services Institutions"	"Receivables in the form of Securities/ Subordinated Receivables, Equity and Other Capital Instruments"	
a	b	c	d	e	f	g	h	i	
	December 31, 2023 (Audited)								
1	Agriculture, Forestry, and Fisheries	-	-	-	-	-	-	-	
2	Mining and Excavation	-	895.422	-	-	-	-	-	
3	Processing Industry	-	446.566	-	-	-	-	-	
4	Electricity, Gas, Steam/Hot and Cold Water, Waste Water	-	300.000	-	-	-	-	-	
5	Water Management, Waste Water Management, Waste Management and Recycling	-	-	-	-	-	-	-	
6	Construction	-	-	-	-	-	-	-	
7	Wholesale and retail trading; Car and Motorcycle Reparation and Maintenance	-	-	-	-	-	2.193	-	
8	Transportation and Warehousing	-	20.000	-	-	-	-	-	
9	Transport and Warehouse Accomodation, food and beverage supply	-	-	-	-	-	-	-	
10	Information and Communication	-	-	-	-	-	-	-	
11	Finance and Insurance Activities	-	-	-	-	-	1.110.784	50.000	
12	Real Estate	-	-	-	-	-	-	-	
13	Professional, Scientific, and Technical Activities	-	-	-	-	-	-	-	

(in million IDR)

	"Credit Secured by Residential Properties"	"Credit Secured from Commercial Property"	"Credit for Land Acquisition, Land Processing and Construction"	"Creditby Employees or Retirees"	"Receivables from on Micro Business, Small Business and Retail Portfolio"	"Receivables from Corporates"	Overdue Receivables	Other Assets
	j	k	l	m	n	o	p	q
	40.564	234.392	-	4.674	74.344	541.543	146.987	-
	17.450	20.961	-	-	7.904	651.982	577.618	-
	253.455	1.686.185	-	11	203.046	3.202.093	64.636	-
	112.205	97.864	-	86	4.332	1.409.177	184.576	-
	4.742	2.832	-	-	-	43.096	-	-
	776.076	1.181.719	600	-	114.006	251.470	1.157.579	-
	769.720	2.424.048	-	558	330.882	1.201.763	638.836	-
	190.326	946.215	-	1.232	275.080	763.341	504.087	-
	413.615	2.736.113	-	36	109.727	139.482	285.635	-
	561.121	31.178	-	-	100	120.802	2.939	-
	19.176	28.556	-	-	408.332	644.780	207.864	-
	362.432	811.691	-	111	33.303	314.805	209.540	-
	20.196	176.604	-	-	5.654	7.980	21.495	-

No.	Economic Sector	"Receivables from Government"	"Receivables from Public Sector Entities"	"Receivables from Multilateral Development Banks and International Institutionsl"	"Receivables from Banks"	"Receivables in the form of Covered Bonds"	"Receivables Securities from Companies and Other Financial Services Institutions"	"Receivables in the form of Securities/ Subordinated Receivables, Equity and Other Capital Instruments"	
a	b	c	d	e	f	g	h	i	
14	Rental and Leasing Activities without Option Rights, Employment, Travel Agencies, and Other Business Support	-	-	-	-	-	-	-	
15	Government Administration, Defence, and Mandatory Social Security	-	-	-	-	-	-	-	
16	Education	-	-	-	-	-	-	-	
17	Human Health Activities and Social Activities	-	355	-	-	-	-	-	
18	Arts, Entertainment, and Recreation	-	-	-	-	-	-	-	
19	Other Services Activities	-	-	-	-	-	-	-	
20	Household as Employer Activities: Activities that produce goods and services by households that are used to meet their own needs	-	-	-	-	-	-	-	
21	International and Other Extra International Activities	-	-	-	-	-	-	-	
22	Household	-	196	-	1	-	-	-	
23	Non-Business Activities	-	21	-	-	-	-	-	
24	Others	17.656.442	1.334.061	-	401.476	-	411.996	-	
Total		**17.656.442**	**2.996.622**	**-**	**401.476**	**-**	**1.524.972**	**50.000**	

(in million IDR)

	"Credit Secured by Residential Properties"	"Credit Secured from Commercial Property"	"Credit for Land Acquisition, Land Processing and Construction"	"Creditby Employees or Retirees"	"Receivables from on Micro Business, Small Business and Retail Portfolio"	"Receivables from Corporates"	Overdue Receivables	Other Assets
	j	k	l	m	n	o	p	q
	75.149	38.642	-	241	15.481	485.934	6.687	-
	-	-	-	-	-	-	-	-
	24.284	693.689	-	-	78.376	777.312	30.828	-
	16.380	285.870	-	34	11.562	423.822	36.345	-
	14.114	137.566	-	301	16.743	174.288	3.392	-
	10.110	20.458	-	111	8.650	13.848	6.334	-
	809	583	-	-	-	49.483	-	-
	-	-	-	-	-	-	-	-
	818.952	95.729	-	9.242.600	747.629	24.670	816.326	-
	8.244	-	-	15.596	842	54.059	473	-
	-	-	-	-	524.834	6.081.521	-	7.971.831
4.509.121	**4.509.121**	**11.650.895**	**600**	**9.265.591**	**2.970.828**	**17.377.250**	**4.902.177**	**7.971.831**

Disclosure of Billings and Reserves by Region - Bank Individually

Table of Receivables and Reserves Disclosure by Region - Bank Individually as of December 31, 2024

1) Disclosure of Net Receivables by Region- Bank Individually (in million IDR)

No.	Description	December 31, 2024 (Audited) Regions				December 31, 2023 (Audited) Regions			
		Java	Sumatera	Others	Total	Java	Sumatera	Others	Total
a	b	c	d	e	h	i	j	k	n
1	Receivables	68.049.057	2.549.151	4.810.513	75.408.721	62.469.306	3.275.166	5.591.413	71.335.885
2	Impaired Receivables	7.784.248	728.929	941.845	9.455.022	8.573.894	412.375	670.399	9.656.668
	a. Non-Past Due	1.250.208	118.371	179.675	1.548.253	2.261.363	50.415	90.738	2.402.516
	b. Past Due	6.534.041	610.558	762.171	7.906.769	6.312.530	361.960	579.661	7.254.152
3	CKPN - Stage 1	369.466	31.142	70.778	471.386	384.774	32.677	55.647	473.098
4	CKPN - Stage 2	351.491	17.521	15.392	384.403	784.033	5.168	7.042	796.244
5	CKPN - Stage 3	1.372.760	246.226	343.400	1.962.386	1.741.708	125.237	271.356	2.138.301
6	Written-Off Receivables				15.035.697				12.523.033

Disclosure of Receivables and Reserves by Region - Bank on Consolidated Basis with Subsidiaries

Table of Receivables and Reserves Disclosure by Region - Bank on a Consolidated Basis with Subsidiaries as of December 31, 2024

2) Disclosure of Receivables and Reserves by Region - Bank on a Consolidated Basis with Subsidiaries (in million IDR)

No.	Description	December 31, 2024 (Audited) Regions				December 31, 2023 (Audited) Regions			
		Java	Sumatera	Others	Total	Java	Sumatera	Others	Total
a	b	c	d	e	h	i	j	k	n
1	Receivables	73.280.173	3.521.580	5.228.659	82.030.412	68.345.464	4.307.231	6.253.584	78.906.278
2	Impaired Receivables	8.380.648	882.692	1.009.723	10.273.063	8.586.416	443.536	711.242	9.741.194
	a. Non-Past Due	1.519.121	219.640	203.134	1.941.895	2.633.965	110.173	150.211	2.894.348
	b. Past Due	6.861.527	663.052	806.589	8.331.168	6.481.087	408.621	655.690	7.545.398
3	CKPN - Stage 1	419.121	39.874	74.207	533.202	440.700	41.905	317.388	799.993
4	CKPN - Stage 2	383.495	19.267	15.604	418.367	805.880	5.933	8.124	819.937
5	CKPN - Stage 3	1.504.222	259.033	357.426	2.120.681	1.822.385	142.407	319.660	2.284.452
6	Written-Off Receivables				15.323.020				13.111.741

Disclosure of Receivables and Reserves by Economic Sector - Bank Individually

Table of Receivables and Provisions Disclosure by Economic Sector - Bank Individually as of December 31, 2024

1) Disclosure of Receivables and Provisions by Economic Sector - Banks Individually

(in million IDR)

No.	Economic Sector	Receivables	Impaired Receivables		CKPN Stage 1	CKPN Stage 2	CKPN Stage 3	Written-Off Receivables
			Non-past Due	Past Due				
a	b	c	d	e	f	g	h	i
	December 31, 2024 (Audited)							
1	Agriculture, Forestry, and Fisheries	755.807	7.867	216.267	5.941	448	63.267	
2	Mining and Excavation	2.643.599	-	157.587	30.643	1.862	7.482	
3	Processing Industry	6.684.449	217.625	364.803	48.235	56.812	89.975	
4	Electricity, Gas, Steam/Hot and Cold Water, Waste Water	1.635.790	2.263	281.979	16.731	26.249	47.438	
5	Water Management, Waste Water Management, Waste Management and Recycling	185.608	-	1.558	2.213	56	-	
6	Construction	2.189.907	103.871	1.218.904	10.818	44.639	97.105	
7	Wholesale and retail trading; Car and Motorcycle Reparation and Maintenance	3.175.851	138.027	868.260	27.521	56.205	195.647	
8	Transportation and Warehousing	1.706.930	18.492	265.070	17.344	3.074	79.084	
9	Transport and Warehouse Accomodation, food and beverage supply	1.849.611	151.935	1.233.676	5.859	39.966	132.784	
10	Information and Communication	919.398	5.269	8.140	11.100	341	1.201	
11	Finance and Insurance Activities	2.177.172	47.499	570.742	20.950	32.642	200.421	
12	Real Estate	1.453.410	200.867	912.033	4.190	70.486	14.088	
13	Professional, Scientific, and Technical Activities	700.598	5.615	25.575	8.228	244	5.782	
14	Rental and Leasing Activities without Option Rights, Employment, Travel Agencies, and Other Business Support	520.598	26.344	30.050	5.908	1.564	7.809	
15	Government Administration, Defence, and Mandatory Social Security	-	-	-	-	-	-	
16	Education	410.756	319.464	31.594	830	10.868	2.603	
17	Human Health Activities and Social Activities	362.506	18.406	17.503	4.042	855	3.143	
18	Arts, Entertainment, and Recreation	28.582	359	5.115	340	48	1.344	
19	Other Services Activities	31.097	6.053	23.964	12	368	16.751	
20	Household as Employer Activities: Activities that produce goods and services by households that are used to meet their own needs	1.296	696	600	-	37	155	
21	International and Other Extra International Activities	-	-	-	-	-	-	

1) Disclosure of Receivables and Provisions by Economic Sector - Banks Individually

(in million IDR)

No.	Economic Sector	Receivables	Impaired Receivables		CKPN Stage 1	CKPN Stage 2	CKPN Stage 3	Written-Off Receivables
			Non-past Due	Past Due				
a	b	c	d	e	f	g	h	i
22	Household	14.084.934	275.624	1.671.601	224.938	37.326	950.118	
23	Non-Business Activities	7.814	1.978	1.750	49	139	307	
24	Others	33.883.007	-	-	25.494	175	45.881	
Total		**75.408.721**	**1.548.253**	**7.906.769**	**471.386**	**384.403**	**1.962.386**	**15.035.697**

(in million IDR)

No.	Economic Sector	Receivables	Impaired Receivables		CKPN Stage 1	CKPN Stage 2	CKPN Stage 3	Written-Off Receivables
			Non-past Due	Past Due				
a	b	c	d	e	f	g	h	i
	December 31, 2023 (Audited)							
1	Agriculture, Forestry, and Fisheries	924.532	968	186.681	10.038	29.913	9.953	
2	Mining and Excavation	2.355.983	3.407	3.407	18.980	130	282.307	
3	Processing Industry	5.557.796	108.910	108.910	68.876	38.442	70.782	
4	Electricity, Gas, Steam/Hot and Cold Water, Waste Water	1.837.904	-	-	20.781	9.554	8.859	
5	Water Management, Waste Water Management, Waste Management and Recycling	50.799	1.828	1.828	617	137	43	
6	Construction	3.633.799	486.028	486.028	25.235	301.130	90.043	
7	Wholesale and retail trading; Car and Motorcycle Reparation and Maintenance	4.929.221	230.421	230.421	49.441	117.602	267.298	
8	Transportation and Warehousing	2.341.064	20.612	20.612	21.642	23.160	154.331	
9	Transport and Warehouse Accomodation, food and beverage supply	3.625.104	1.113.269	1.113.269	29.243	180.175	7.016	
10	Information and Communication	718.492	-	-	9.017	-	1.326	
11	Finance and Insurance Activities	2.926.984	30.651	30.651	31.939	3.023	80.453	
12	Real Estate	1.430.061	4.893	4.893	15.114	11.962	31.188	
13	Professional, Scientific, and Technical Activities	243.984	6.969	6.969	2.601	-	10.318	
14	Rental and Leasing Activities without Option Rights, Employment, Travel Agencies, and Other Business Support	632.048	5.736	5.736	8.087	511	14.857	
15	Government Administration, Defence, and Mandatory Social Security	-	-	-	-	-	-	

(in million IDR)

No.	Economic Sector	Receivables	Impaired Receivables		CKPN Stage 1	CKPN Stage 2	CKPN Stage 3	Written-Off Receivables
			Non-past Due	Past Due				
a	b	c	d	e	f	g	h	i
16	Education	620.510	-	-	7.900	403	5.333	
17	Human Health Activities and Social Activities	150.070	4.609	4.609	1.819	-	13.875	
18	Arts, Entertainment, and Recreation	229.681	189.380	189.380	439	59.999	774	
19	Other Services Activities	61.393	-	-	685	-	1.636	
20	Household as Employer Activities: Activities that produce goods and services by households that are used to meet their own needs	1.478	878	878	8	86	-	
21	International and Other Extra International Activities	-	-	-	-	-	-	
22	Household	12.569.498	191.479	191.479	107.780	19.747	1.075.953	
23	Non-Business Activities	-	-	-	-	-	-	
24	Others	22.329.722	-	-	42.639	239	11.466	
Total		**67.170.123**	**2.400.037**	**2.585.749**	**472.882**	**796.212**	**2.137.811**	**12.523.033**

Disclosure of Receivables and Reserves by Economic Sector - Bank on a Consolidated Basis with Subsidiaries

Table of Receivables and Reserves Disclosure by Economic Sector - Bank on a Consolidated Basis with Subsidiaries as of December 31, 2024

2) Disclosure of Receivables and Provisions by Economic Sector - Bank Consolidated with Subsidiaries

(in million IDR)

No.	Economic Sector	Receivables	Impaired Receivables		CKPN Stage 1	CKPN Stage 2	CKPN Stage 3	Written-Off Receivables
			Non-past Due	Past Due				
a	b	c	d	e	f	g	h	i
	December 31, 2024 (Audited)							
1	Agriculture, Forestry, and Fisheries	907.180	7.867	220.566	7.420	448	63.953	
2	Mining and Excavation	2.951.541	8.637	160.638	36.478	2.285	10.028	
3	Processing Industry	7.381.458	222.016	371.617	55.213	56.903	91.754	
4	Electricity, Gas, Steam/Hot and Cold Water, Waste Water	1.913.388	2.263	321.952	19.107	26.249	47.854	
5	Water Management, Waste Water Management, Waste Management and Recycling	186.402	-	2.339	2.213	56	781	
6	Construction	2.425.520	128.069	1.250.171	12.687	44.961	101.162	
7	Wholesale and retail trading; Car and Motorcycle Reparation and Maintenance	4.041.716	289.802	1.001.508	33.538	64.707	251.524	

2) Disclosure of Receivables and Provisions by Economic Sector - Bank Consolidated with Subsidiaries

(in million IDR)

No.	Economic Sector	Receivables	Impaired Receivables		CKPN Stage 1	CKPN Stage 2	CKPN Stage 3	Written-Off Receivables
			Non-past Due	Past Due				
a	b	c	d	e	f	g	h	i
	December 31, 2024 (Audited)							
8	Transportation and Warehousing	2.301.525	18.492	272.198	23.497	3.074	85.693	
9	Transport and Warehouse Accomodation, food and beverage supply	2.140.263	218.923	1.251.989	8.056	40.640	137.675	
10	Information and Communication	1.015.123	5.269	8.416	12.030	341	1.477	
11	Finance and Insurance Activities	2.495.939	82.214	575.158	23.748	51.800	202.555	
12	Real Estate	1.656.731	200.867	917.090	5.736	70.486	16.933	
13	Professional, Scientific, and Technical Activities	706.866	5.615	28.942	8.257	244	5.935	
14	Rental and Leasing Activities without Option Rights, Employment, Travel Agencies, and Other Business Support	683.390	53.980	51.480	7.119	1.841	11.346	
15	Government Administration, Defence, and Mandatory Social Security	90	-	90	-	-	90	
16	Education	1.530.765	332.893	32.009	11.813	11.018	2.904	
17	Human Health Activities and Social Activities	1.211.296	67.917	78.233	11.496	4.611	17.036	
18	Arts, Entertainment, and Recreation	29.439	359	5.115	349	48	1.344	
19	Other Services Activities	122.043	8.727	30.231	1.031	434	22.728	
20	Household as Employer Activities: Activities that produce goods and services by households that are used to meet their own needs	50.049	696	709	486	37	264	
21	International and Other Extra International Activities	42	-	42	-	-	42	
22	Household	14.377.809	283.979	1.748.536	227.374	39.045	999.281	
23	Non-Business Activities	18.393	3.308	1.756	438	152	313	
24	Others	33.883.390	-	381	25.494	175	46.262	
Total		**82.030.360**	**1.941.895**	**8.331.167**	**533.578**	**419.557**	**2.118.933**	**15.323.020**

(in million IDR)

No.	Economic Sector	Receivables	Impaired Receivables		CKPN Stage 1	CKPN Stage 2	CKPN Stage 3	Written-Off Receivables
			Non-past Due	Past Due				
a	b	c	d	e	f	g	h	i
	December 31, 2023 (Audited)							
1	Agriculture, Forestry, and Fisheries	1.082.237	158.586	186.768	11.562	29.966	9.953	
2	Mining and Excavation	2.456.787	100.653	6.804	19.953	465	285.094	
3	Processing Industry	5.988.110	517.090	110.300	72.388	38.892	71.079	
4	Electricity, Gas, Steam/Hot and Cold Water, Waste Water	2.127.060	289.156	-	23.650	9.557	8.859	
5	Water Management, Waste Water Management, Waste Management and Recycling	50.799	1.828	1.828	617	137	43	
6	Construction	3.860.327	683.241	514.795	26.902	301.597	93.295	
7	Wholesale and retail trading; Car and Motorcycle Reparation and Maintenance	5.941.039	1.125.783	346.886	56.807	120.114	276.630	
8	Transportation and Warehousing	2.862.916	440.216	40.639	26.218	24.095	168.982	
9	Transport and Warehouse Accomodation, food and beverage supply	3.873.627	1.357.092	1.117.970	31.679	180.175	7.803	
10	Information and Communication	790.011	71.519	-	9.733	-	1.326	
11	Finance and Insurance Activities	3.089.305	191.417	32.206	33.190	3.384	80.586	
12	Real Estate	1.594.703	165.316	9.112	16.609	11.971	31.415	
13	Professional, Scientific, and Technical Activities	263.370	20.777	12.546	2.737	-	10.496	
14	Rental and Leasing Activities without Option Rights, Employment, Travel Agencies, and Other Business Support	792.707	161.780	10.350	9.482	661	14.976	
15	Government Administration, Defence, and Mandatory Social Security	-	-	-	-	-	-	
16	Education	1.607.499	986.812	177	17.464	519	5.339	
17	Human Health Activities and Social Activities	792.818	611.390	35.182	7.301	792	14.434	
18	Arts, Entertainment, and Recreation	255.387	190.086	189.380	1.068	59.999	774	
19	Other Services Activities	241.812	178.782	1.639	2.439	26	3.193	
20	Household as Employer Activities: Activities that produce goods and services by households that are used to meet their own needs	50.792	50.192	878	502	86	-	
21	International and Other Extra International Activities	-	-	-	-	-	-	
22	Household	12.835.876	397.361	251.976	109.560	20.011	1.100.247	
23	Non-Business Activities	78.952	78.157	795	329	15	123	
24	Others	22.384.411	3.393	52.199	42.650	239	66.952	
Total		**73.020.545**	**7.780.625**	**2.922.428**	**522.837**	**802.702**	**2.251.600**	**12.523.033**

Counterparty Credit Risk Disclosure

Indonesia Bank should provide:	
(a)Risk management objectives and policies related to counterparty credit risk, including:	For both Repo and Reverse Repo Transactions, KB Bank refers to OJK Circular Letter No.24/SEOJK.03/2021 concerning Guidelines for Calculating Risk-Weighted Assets for Credit Risk using a standard approach.
(b)Method used to apply operating limits defined on internal capital for counterparty credit exposures and for CCP exposures;	
(c)Policies relating to guarantees and risk mitigation as well as assessment of counterparty risk, including exposure towards CCPs;	
(d)Policy regarding wrong-way risk exposure;	
(e)Impact on the value of collateral required to provide credit rating downgrade.	

Net Receivables Analysis Credit Risk due to counterparty failure based on the approach used

No		*Replacement Cost* (RC)	*Potential Future Exposure* (PFE)	EEPE	Alpha is used for regulatory EAD calculations	Net Receivables	ATMR
1	SA-CCR (for derivatives)	12.054	15.269		1,4	38.252	7.650
2	Internal Model Method (for derivatives and SFTs)					N/A	N/A
3	Simple Approach for credit risk mitigation (for SFTs)					N/A	N/A
4	Comprehensive Approach for credit risk mitigation (for SFTs)					N/A	N/A
5	VaR for SFTs					N/A	N/A
6	**Total**						**7.650**

Qualitative Analysis
In accordance with SEOJK Number 48/SEOJK.03/2017, the Calculation of Credit Risk ATMR due to counterparty failure with the Standard Approach Method for Bank Derivative Transactions uses the Replacement Cost calculation analysis method for derivative transactions without margin.

CCR Exposure by Portfolio Category and Risk Weight

Table of CCR Exposure by Portfolio Category and Risk Weight as of December 31, 2024

Risk Weight	a 0%	b 10%	c 20%	d 50%	e 75%	f 100%	g 150%	h Others	i Total of Net Receivables
Portfolio Category									-
Receivables from Government	-								-
Receivables from Public Sector Entities									-
Receivables from Multilateral Development Banks and International Institutions									-

Table of CCR Exposure by Portfolio Category and Risk Weight as of December 31, 2024

Risk Weight	a 0%	b 10%	c 20%	d 50%	e 75%	f 100%	g 150%	h Others	i Total of Net Receivables
Receivables from Banks									-
Receivables from Securities Companies									-
Receivables on Corporations									-
Receivables on Micro Businesses, Small Businesses, and Retail Portfolio									-
Other assets									-
Total	-	-	-	-	-	-	-	-	-

Qualitative Analysis

Counterparty Credit Risk exposure in December 2024 comes from repo and reverse repo instruments, classified in the category of Government Receivables portfolio with a risk weight of 0%. In December 2024, PT Bank KB Bukopin, Tbk does not have repo and reverse repo instruments.

Net Credit Derivatives Receivables (CCR 6)

Table of Credit Derivative Net Receivables (CCR 6) as of December 31, 2024

	a Protection bought	b Protection sold
Notional Value		
Single-name credit default swaps		
Index credit default swaps		
Total return swaps		
Credit options		
Derivatif kredit lainnya		
Total of Notional Value		
Fair value		
Positive Fair Value(asset)		
Negative Fair Value (obligation)		

Qualitative Analysis

As of December 31, 2024, PT Bank KB Bukopin, Tbk did not have any net credit derivative receivables (counterparty credit risk).

Qualitative Disclosures Regarding Securitization Exposures (SECA)

Qualitative Disclosure	
A) Banks should describe the risk management objectives and policies for securitization activities and the main features of these activities based on the framework below. If the bank has securitization positions on the statement of financial position and off-balance sheet transactions, the bank should explain the points below with different activities in each regulatory book.	
The bank's objectives related to securitization and re-securitization activities, including the activity of transferring credit risk from the underlying securitization exposure from the bank to another entity, the type of risk assumed and the type of risk retained.	As an effort to diversify risk, the Company places a number of portfolios in the form of securitization or Collective Investment Contracts for Asset-Backed Securities (KIK EBA). The Company has carried out the first securitization of a collection of pension credit receivables which were then transferred to the Collective Investment Contract for Asset-Backed Securities Bahana PT Bank KB Bukopin Tbk - Collection of Transferred Pension Credit Receivables (KIK EBA BB). Furthermore, KIK-EBA BB issued Asset-Backed Securities (EBA) which is a form of participation in joint ownership of the Collection of Receivables

Securitization Exposure in Banking Book

Table of Securitization Exposure in Banking Book as of December 31, 2024

No		a	b	c	e	f	g	i	j	k
		Bank acts as originator			Bank acts as sponsor			Banks acts as investor		
		Tradisional	Synthetic	Subtotal	Tradisional	Synthetic	Subtotal	Tradisional	Synthetic	Sub-total
1	Retail (total) – of which	-	-	-	-	-	-	119.600	-	119.600
2	residential mortgage									
3	credit card									
4	other retail exposures							119.600		119.600
5	re-securitisation									
6	Wholesale (total) – of which	-	-	-	-	-	-	-	-	-
7	loans to corporates									
8	commercial mortgage									
9	lease and receivables									
10	other wholesale									
11	re-securitisation									

Qualitative Analysis
As of December 2024, the Bank's entire securitization exposure will only be in the Banking Book where the Bank is an investor.

Securitization Exposure in Trading Book

Table Securitization Exposure in Trading Book as of December 31, 2024

No		a	b	c	e	f	g	i	j	k
		Bank acts as originator			Bank acts as sponsor			Banks acts as investor		
		Tradisional	Synthetic	Subtotal	Tradisional	Synthetic	Subtotal	Tradisional	Synthetic	Sub-total
1	Retail (total) – of which	-	-	-	-	-	-	-	-	-
2	residential mortgage									
3	credit card									
4	other retail exposures									
5	re-securitisation									
6	Wholesale (total) – of which	-	-	-	-	-	-	-	-	-
7	loans to corporates									
8	commercial mortgage									
9	lease and receivables									
10	other wholesale									
11	re-securitisation									

Qualitative Analysis
As of December 2024, the Bank has no securitization exposure in the Trading Book

Securitization exposure in the banking book when the bank is the originator or sponsor and its capital requirements

Table of Securitization Exposures in the Banking Book and Related Capital Requirements - Banks Acting as Originators or Sponsors as of December 31, 202

No		a	b	c	d	e	f	g	h	i	
		Exposure Values (based on Risk Weight)					Exposure Values (based on regulatory approach)				
		"≤20% Risk Weight"	">20% to 50% Risk Weight"	">50% to 100% Risk Weight"	">100% to <1250% Risk Weight"	"1250% Risk Weight"	"IRB RBA (including IAA)"	IRB SFA	SA/SSFA	1250%	"IRB (includi
1	Total exposure	-	-	-	-	-		-	-	-	
2	Traditional securitisation										
3	Of which securitisation										
4	retail										
5	non-retail										
6	Of which re-securitisation										
7	Senior										
8	Non-Senior										
9	Synthetic securitisation										
10	Of which securitisation										
11	retail										
12	Non-retail										
13	Of which re-securitisation										
14	Senior										
15	Non-senior										

Qualitative Analysis
As of December 2024, the Bank has no securitization exposure in the banking book when the bank is the originator or sponsor and its capital requirements

	j	k	l	m	n	o	p	q
	ATMR (based regulatory approach)				Capital charge after cap			
RBA ng IAA)"	IRB SFA	SA/SSFA	1250%	"IRB RBA (including IAA)"	IRB SFA	SA/SSFA	1250%	1250%
		-	-	-		-	-	-

No		a	b	c	d	e	f	g	h	i	
		Exposure Values (based on Risk Weight)					Exposure Values (based on regulatory approach)				
		"≤20% Risk Weight"	">20% to 50% Risk Weight"	">50% to 100% Risk Weight"	">100% to <1250% Risk Weight"	"1250% Risk Weight"	"IRB RBA (including IAA)"	IRB SFA	SA/SSFA	1250%	"IRB (includi
1	Total exposure	-	-	-	-	-		-	-	-	
2	Traditional securitisation										
3	Of which securitisation										
4	retail					119.600				119.600	
5	non-retail										
6	Of which re-securitisation										
7	Senior										
8	Non-Senior										
9	Synthetic securitisation										
10	Of which securitisation										
11	retail										
12	Non-retail										
13	Of which re-securitisation										
14	Senior										
15	Non-senior										

Qualitative Analysis
In December 2024, the Bank's entire securitization exposure will have a weighting of 1250% with ATMR calculation using the standard method.

	j	k	l	m	n	o	p	q
	ATMR (based regulatory approach)				Capital charge after cap			
RBA ng IAA)"	IRB SFA	SA/SSFA	1250%	"IRB RBA (including IAA)"	IRB SFA	SA/SSFA	1250%	1250%
		-	-	-		-	-	-
				59.800				5.980

Market Risk

Market Risk - General Qualitative Disclosure

The market risk management structure as the Second Line of Defense is under the Operational, Market and Liquidity Risk Management Department in the Compliance and Risk Directorate, which collaborates with Compliance, and coordinates with Internal Audit as the Third Line of Defense. The main role of this unit is to support the First Line of Defense in managing the Bank's exposure to market risk.

Identification and measurement of the Bank's market risk exposure, which includes exchange rate risk and interest rate risk, are carried out through various methods, such as sensitivity to market risk reports, calculation of Market Risk Weighted Assets (RWA), and monitoring of Mark to Market Trading Securities and Available for Sale (AFS) using the DV01 calculation. In addition, the Bank periodically monitors potential gains or losses (Potential Gain/Loss), supervises the composition of Securities based on classification and tenor, and reports daily net foreign exchange position to Bank Indonesia and/or the Financial Services Authority through the Regulatory Reporting and Management Information System Department.

In facing global and domestic market dynamics, KB Bank implements a prudent trading book exposure management strategy and Net Foreign Exchange Position, ensuring that exposure remains within the established limits by considering market price volatility. In addition, to strengthen risk management, the Bank conducts stress tests with scenarios of changes in interest rates and exchange rates to evaluate their impact on Market RWA and the Bank's capital.

Implementation of Risk Management for Interest Rate Risk in Banking Book

Qualitative Analysis

PeImplementation of Risk Management for IRRBB, in addition to referring to the general Risk Management implementation guidelines as stipulated in the Financial Services Authority provisions governing the implementation of risk management for commercial banks, the Bank adds a risk management aspect for IRRBB.

The risk identification process adjusted to IRRBB is inherent in the Bank's products and activities. The Bank ensures that the process has adequate procedures and monitoring. The IRRBB identification process includes identification of IRRBB sources such as gap risk, basis risk and option risk that can affect the Bank's interest income and the economic value of the Bank's financial position, as well as the capital available to anticipate the impact of IRRBB.

In measuring IRRBB, the Bank uses 2 (two) complementary methods, namely Economic Value of Equity (EVE) and Net Interest Income (NII) which include interest rate shock scenarios and stress scenarios with a wide and precise range. Measurement based on changes in EVE is a method that measures the impact of changes in interest rates on the economic value of the Bank's equity. Measurement based on EVE is the management of long-term interest rate risk based on the remaining term until maturity. While measurement based on changes in Nll is a method that measures the impact of interest rate changes on the Bank's profitability (earnings), these interest rate changes can occur gradually or at one time with a large nominal shock. Measurement based on Nll is the management of interest rate risk with a short-term to medium-term estimation period with the assumption that the Bank is able to continue its operational business (going concern perspective).

In order to control the IRRBB risk, the Bank monitors the IRRBB ratio (especially in the EVE method) in accordance with the provisions of the regulator (Risk assessment limits as per SEOJK Number 12/SEOJK.03/2018). This needs to be done to anticipate the achievement of the maximum limit, in order to prevent exceeding the limits set by the regulator.

The Bank simulates shocks in calculating the IRRBB. Measurement of IRRBB exposure is carried out based on 6 (six) interest rate shock scenarios as follows:

1. Parallel shock up interest rate;
2. Parallel shock down interest rate;
3. Steepener shock with a combination of short-term interest rates decreasing and long-term interest rates increasing (short rates down and long rates up);
4. Flattener shock with a combination of short-term interest rates increasing and long-term interest rates decreasing (short rates up and long rates down);
5. Short-term interest rate shock up; and
6. Short-term interest rate shock down

The shock simulation in the calculation of IRRBB using the EVE method is based on the 6 (six) shock scenarios. Meanwhile, the shock simulation in the calculation of IRRBB using the NII method is based on 2 (two) shock scenarios, namely a parallel upward interest rate shock (parallel shock up) and a parallel downward interest rate shock (parallel shock down).

The Bank Consolidated uses an internal method to calculate the average maturity of NMD by considering the behavior of Non-Maturity Deposits (NMD). The Bank uses a simple statistical approach to determine the amount of run of rate, volatility and sensitivity of NMD to changes in interest rates.

IRRBB Calculation Report

Bank Name : PT Bank KB Bukopin Tbk (Individual)
Report Position : December 2024
Currency : IDR

In Million IDR	Δ EVE		Δ NII	
Period	Dec-24	Jun-24	Dec-24	Jun-24
Parallel up	-98.585	28.607	-453.824	-463.635
Parallel down	-145.215	-132.279	453.824	463.635
Steepener	864.368	734.671		
Flattener	-397.491	-383.313		
Short rate up	-392.689	-343.170		
Short rate down	373.048	485.928		
Negative Maximum Value (absolut)	397.491	383.313	453.824	463.635
Tier 1 Capital (for ΔEVE) or Projected Income (for Δ NII)	3.674.512	3.867.165	2.109.398	3.276.908
Maximum Value divided by Tier 1 Capital (for ΔEVE) or Projected Income (for Δ NII)	10,82%	9,91%	21,51%	14,15%

Bank Name : PT Bank KB Bukopin Tbk (Individual)
Report Position : December 2024
Currency : US Dollar

In Million IDR	Δ EVE		Δ NII	
Period	Dec-24	Jun-24	Dec-24	Jun-24
Parallel up	-168.163	-7.272	93.140	-121.457
Parallel down	124.331	494.402	-93.140	121.457
Steepener	-84.646	-763		
Flattener	-9.507	-33.573		
Short rate up	-73.466	-28.461		
Short rate down	22.538	-14.417		
Negative Maximum Value (absolut)	168.163	33.573	93.140	121.457

In Million IDR	Δ EVE		Δ NII	
Period	Dec-24	Jun-24	Dec-24	Jun-24
Tier 1 Capital (for ΔEVE) or Projected Income (for Δ NII)	3.674.512	3.867.165	1.033.640	437.175
Maximum Value divided by Tier 1 Capital (for ΔEVE) or Projected Income (for Δ NII)	4,58%	0,87%	9,01%	27,78%

Bank Name : PT Bank KB Bukopin Tbk (Consolidation)
Report Position : December 2024
Currency : IDR

In Million IDR	Δ EVE		Δ NII	
Period	Dec-24	Jun-24	Dec-24	Jun-24
Parallel up	-156.748	80.341	-586.313	-565.340
Parallel down	-27.656	-170.738	586.313	565.340
Steepener	565.289	815.246		
Flattener	-377.056	-382.908		
Short rate up	-428.769	-333.090		
Short rate down	410.175	514.949		
Negative Maximum Value (absolut)	428.769	382.908	586.313	565.340
Tier 1 Capital (for ΔEVE) or Projected Income (for Δ NII)	5.401.052	5.946.311	2.530.918	3.835.887
Maximum Value divided by Tier 1 Capital (for ΔEVE) or Projected Income (for Δ NII)	7.49%	6,44%	23,17%	14,74%

Bank Name : PT Bank KB Bukopin Tbk (Consolidation)
Report Position : Desember 2024
Currency : US Dollar

In Million IDR	Δ EVE		Δ NII	
Period	Dec-24	Jun-24	Dec-24	Jun-24
Parallel up	-334.758	-7.272	93.140	-144.067
Parallel down	118.289	494.402	-93.140	144.067
Steepener	-81.679	-763		
Flattener	-10.967	-33.573		
Short rate up	-72.221	-28.461		
Short rate down	21.123	-14.417		
Negative Maximum Value (absolut)	334.758	33.573	93.140	144.067
Tier 1 Capital (for ΔEVE) or Projected Income (for Δ NII)	5.401.052	5.946.311	1.033.640	478.498
Maximum Value divided by Tier 1 Capital (for ΔEVE) or Projected Income (for Δ NII)	6,20%	0,56%	9,01%	27,78%

Operational Risk

Operational risk is the risk arising due to inadequacy or failure of internal processes, human error, system disruptions, and external factors that can affect the continuity of the company's operations. Operational risk management is carried out through an organizational structure that includes the Risk Management Work Unit, Compliance Work Unit, Quality Assurance Work Unit, and Internal Audit Work Unit. Each of these units operates independently from business and operational units to ensure the effectiveness of risk control and compliance with applicable policies and regulations.

Operational Risk Disclosure - Bank Individually

(in million IDR)

No.	Approach Used	December 31, 2024			December 31, 2023		
		Business Indicators (Average of last 3 years)	Capital Charges	RWA	Gross Income (Average of last 3 years)	Capital Charges	RWA
(1)	(2)	(3)	(4)	(5)	(6)	(7)	(8)
1	Basic Indicator Approach	141.720,60	141.720,60	1.771.507,50	167.865,14	167.865,14	2.098.314,20
	Total	**141.720,60**	**141.720,60**	**1.771.507,50**	**167.865,14**	**167.865,14**	**2.098.314,20**

Operational Risk Disclosure – Bank on a Consolidated Basis with Subsidiaries

(in million IDR)

No.	Approach Used	December 31, 2024			December 31, 2023		
		Business Indicators (Average of last 3 years)	Capital Charges	RWA	Gross Income (Average of last 3 years	Capital Charges	RWA
(1)	(2)	(3)	(4)	(5)	(6)	(7)	(8)
1	Basic Indicator Approach	158.988,65	158.988,65	1.987.358,13	187.551,61	187.551,61	2.344.395,10
	Total	**158.988,65**	**158.988,65**	**1.987.358,13**	**187.551,61**	**187.551,61**	**2.344.395,10**

RISK OF LIKUIDITAS

Liquidity risk is the risk arising due to the Bank's inability to meet maturing obligations through cash flow funding sources or high-quality liquid assets that can be pledged, without disrupting financial and operational stability. To ensure liquidity resilience, the Bank implements a liquidity management policy that is periodically reviewed and adjusted to internal conditions and current regulations. Liquidity management includes monitoring various limits, such as the Minimum Reserve Requirement (GWM), Liquidity Coverage Ratio

(LCR), and Net Stable Funding Ratio (NSFR). The Bank also has an Emergency Funding Plan that establishes mitigation measures in dealing with changes in daily liquidity conditions in order to continue to meet financial obligations in a timely manner and maintain business continuity.

Liquidity risk measurement is carried out through Cash Flow Projections, while daily liquidity management is the responsibility of the Treasury Unit. Changes in external and macroeconomic conditions are actively monitored, with internal strategies and policies set through the Asset and Liabilities Committee (ALCO) mechanism. Furthermore, evaluation and monitoring of liquidity limits are carried out periodically, adjusting to the Bank's conditions and regulatory provisions. In addition, the Bank also conducts stress tests with fund withdrawal scenarios based on historical data to measure the ability to face crisis situations and maintain liquidity stability.



Liquidity Coverage Ratio Obligation Calculation Report

Bank Name : PT Bank KB Bukopin Tbk.
Report Position : Quarter IV - 2024

Table of Liquidity Coverage Ratio Fulfillment Obligation Calculation Report as of December 31, 2024

No	Component	INDIVIDUAL				
		Quarter IV - 2024 Position		Quarter III - 2024 Position		
		"Outstanding value of obligations and commitments / value of contractual receivables"	"HQLA value after haircut or outstanding obligations and commitments Nmultiplied by run-off rate or contractual Nreceivables valueN times inflow rate"	"Outstanding value of obligations and commitments/ value of contractual receivables"	"HQLA value after haircut or outstanding obligations and commitments multiplied by run-off rate or contractual receivables value times inflow rate"	
1.	Number of Points data used in the calculation of LCR		64 days	0	65 days	
HIGH QUALITY LIQUID ASSET (HQLA)						
2.	Total High Quality Liquid Asset (HQLA)		14.687.549	0	15.615.507	
CASH OUTFLOWS						
3.	Individual Deposit and SME Deposit, consist of:	10.185.593	843.845	10.606.468	876.599	
	a. Stable Deposits	3.494.296	174.715	3.680.950	184.048	
	b. Non-stable Deposits	6.691.298	669.130	6.925.518	692.552	
4.	Funding originating from corporate customers consists of:	11.738.783	4.344.322	10.561.007	3.605.500	
	a. Operational Deposits	5.922.608	1.346.999	6.058.084	1.291.430	
	b. Non Operational Deposit and/or liabilities which are non operational	5.816.175	2.997.323	4.502.923	2.314.071	
	c. Bonds issued (unsecured debt)	-	-	-	-	
5.	Secured funding		-		-	
6.	Additional Requirement Cash Outflow, consist of::	12.746.327	8.306.830	12.725.758	7.959.638	
	a. Derivative Cash Outlfow	824.439	824.439	446.219	446.219	
	b. Cash Outflow due to an increased in liquidity demand	-	-	-	-	
	c. Cash Outflow due to loss of Funding	-	-	-	-	
	d. Cash Outflow due to withdrawal from credit facility and liquidity facility	709.719	70.972	578.860	57.886	

	CONSOLIDATION			
	Quarter IV - 2024 Position		Quarter III - 2024 Position	
	"Outstanding value of obligations and commitments/value of contractual receivables"	"HQLA value after haircut or outstanding obligations and commitments multiplied by run-off rate or contractual receivables value times inflo"	"Outstanding value of obligations and commitments / value of contractual receivables"	"HQLA value after haircut or outstanding obligations and commitments multiplied by run-off rate or contractual receivables value times inflow rate"
		64 days	0	65 days
		16.206.230	0	17.032.528
	12.850.891	1.038.202	13.251.855	1.073.218
	4.937.739	246.887	5.039.353	251.968
	7.913.152	791.315	8.212.502	821.250
	13.671.455	5.497.252	11.958.487	4.396.372
	6.635.949	1.459.287	6.597.215	1.367.326
	7.035.506	4.037.964	5.361.271	3.029.046
	-	-	-	-
		-		-
	12.754.563	8.315.066	12.725.761	7.959.641
	824.439	824.439	446.219	446.219
	-	-	-	-
	-	-	-	-
	709.719	70.972	578.860	57.886

Table of Liquidity Coverage Ratio Fulfillment Obligation Calculation Report as of December 31, 2024

No	Component	INDIVIDUAL				
		Quarter IV - 2024 Position		Quarter III - 2024 Position		
		"Outstanding value of obligations and commitments / value of contractual receivables"	"HQLA value after haircut or outstanding obligations and commitments Nmultiplied by run-off rate or contractual Nreceivables valueN times inflow rate"	"Outstanding value of obligations and commitments/ value of contractual receivables"	"HQLA value after haircut or outstanding obligations and commitments multiplied by run-off rate or contractual receivables value times inflow rate"	
	e. Cash Outflow due to contractual obligation on channeling Funds	-	-	-	-	
	f. Cash Outflow due to Contingency	3.822.127	21.377	4.273.626	28.480	
	g. Contractual cash outflow	7.390.043	7.390.043	7.427.053	7.427.053	
7.	CASH OUTFLOWS		13.494.997		12.441.738	
ARUS KAS MASUK (*CASH INFLOWS*)						
8.	Deposit with Secured Lending Collateral	-	-	-	-	
9.	Inflows from Fully Performing Exposures	3.707.164	2.770.118	4.442.201	3.440.385	
10.	Contractual Cash Inflow	2.368.661	2.368.661	528.319	528.319	
11.	**CASH INFLOWS**	**6.075.825**	**5.138.779**	**4.970.521**	**3.968.704**	
			TOTAL ADJUSTED VALUE[1]		**TOTAL ADJUSTED VALUE[1]**	
12.	**TOTAL HQLA**		**14.687.549**		**15.615.507**	
13.	**NET CASH OUTFLOWS**		**8.356.218**		**8.473.033**	
14.	LCR (%)		175,77%		184,30%	

Note: [1] Adjusted value is calculated after applying haircuts, run-off rates and inflow rates as well as maximum limits for HQLA components, for example maximum limits for HQLA Level 2B and HQLA Level 2 as well as maximum current limits. incoming cash that can be taken into account in LCR.
The outstanding value for the 4th Quarter 2024 Position is the average LCR during working days from October to December 2024 (64 data points).
The circulating value for the 3rd Quarter 2024 position is the average LCR during working days from July to September 2024 (65 data points).
The calculation of the Liquidity Coverage Ratio above is based on POJK No. 42/POJK.03/2015 and its amendments to the Financial Services Authority Regulation No. 19 of 2024 concerning the Obligation to Fulfill the Liquidity Coverage Ratio for Commercial Banks and Financial Services Authority Regulation Number 37/POJK.03/2019 concerning Transparency and Publication of Bank Reports and is presented in accordance with the Financial Services Authority Circular Letter Number 9/SEOJK.03/2020 concerning Transparency and Publication of Conventional Commercial Bank Reports.

	CONSOLIDATION			
	Quarter IV - 2024 Position		Quarter III - 2024 Position	
	"Outstanding value of obligations and commitments/value of contractual receivables"	"HQLA value after haircut or outstanding obligations and commitments multiplied by run-off rate or contractual receivables value times inflo"	"Outstanding value of obligations and commitments / value of contractual receivables"	"HQLA value after haircut or outstanding obligations and commitments multiplied by run-off rate or contractual receivables value times inflow rate"
	-	-	-	-
	3.822.127	21.377	4.273.626	28.480
	7.398.279	7.398.279	7.427.056	7.427.056
		14.850.520		13.429.230
	-	-	-	-
	3.770.154	2.801.612	4.498.092	3.468.330
	2.368.661	2.368.661	528.319	528.319
	6.138.814	**5.170.273**	**5.026.411**	**3.996.650**
		TOTAL ADJUSTED VALUE[1]		**TOTAL ADJUSTED VALUE[1]**
		16.206.230		**17.032.528**
		9.680.246		**9.432.581**
		167,42%		180,57%

Bank Name : PT Bank KB Bukopin Tbk.
Report Position : Quarter IV - 2024

Individual Analysis

Calculation of Liquidity Coverage Ratio (LCR) of PT Bank KB Bukopin Tbk. (Individual) for Quarter IV - 2024 period using average daily position data during October to December 2024. LCR of PT Bank KB Bukopin Tbk. individually for Quarter IV - 2024 was 175.77%, down 8.53% when compared to LCR in Quarter III - 2024 which was 184.30%. This ratio is above the provisions that have been set as stipulated in POJK No.42/POJK.03/2015 and its amendments to Financial Services Authority Regulation No. 19 of 2024 concerning the Obligation to Fulfill the Liquidity Coverage Ratio for Commercial Banks, which is 100%.

The composition of High Quality Liquid Assets (HQLA) owned by the Bank on average throughout Quarter IV - 2024 was dominated by Placements with Bank Indonesia (BI) of 23.67% and Securities issued by the Central Government and Bank Indonesia of 74.47%. Compared to Quarter III - 2024, total HQLA decreased by IDR 927.95 billion (5.94%) from IDR 15.61 trillion in Quarter III - 2024 to IDR 14.68 trillion in Quarter IV - 2024, mainly due to a decrease in Securities issued by the Central Government and Bank Indonesia by IDR 1.32 trillion (10.80%) but also influenced by an increase in Placements with Bank Indonesia by IDR 401.20 billion (13.05%).

Net Cash Outflow on average throughout Quarter IV - 2024 was IDR 8.35 trillion, a decrease of IDR. 116.81 billion (1.38%) compared to Quarter III - 2024. The decrease in Net Cash Outflow was mainly due to an increase in Cash Inflow. Cash Inflow increased by IDR 1.17 trillion (29.48%), which was caused by an increase in Derivative Transactions of IDR 1.84 trillion (348.34%) (value after run-off rate), and a decrease in Counterparty Receivables Placement with Other Banks of IDR 605.49 billion (24.83%). Meanwhile, Cash Outflow increased by IDR 1.05 trillion (8.47%), which was caused by an increase in Corporate Deposits of IDR 738.82 billion (20.49%) (value after run-off rate).

The composition of Third Party Funds (TPF) based on the LCR working paper owned by the Bank is diversified into funding for wholesale, retail, and SME customer segments almost evenly. The Bank internally monitors the funding concentration ratio and continues to diversify funding as a mitigation measure to maintain DPK stability, especially to increase medium-term to long-term funding and by reducing the types of DPK that have high interest rates (such as time deposits and savings / current accounts with premium interest rates). This diversification program has been carried out by PT Bank KB Bukopin Tbk. since last year and will continue in 2024 in accordance with the Bank's Business Plan.

In managing liquidity, the Bank has identified, measured, monitored and controlled liquidity risks periodically, by involving other related work units, such as Treasury, Wholesale Business, Retail, and SME. As part of the implementation of liquidity risk management in various conditions, PT Bank KB Bukopin Tbk. also has a Contingency Funding Plan policy which contains steps that must be taken by PT Bank KB Bukopin Tbk. in anticipating and dealing with changes in liquidity conditions and monitoring carried out daily.

In general, based on the calculations and comparisons above, the short-term liquidity risk is relatively small (LCR ratio is quite far above 100% according to regulatory provisions). However, we see that the potential risk remains where the trend of Bank DPK movements is an important component in LCR.

Therefore, the Bank needs to maintain a balance in the balance sheet structure, especially in the composition of short-term tenors and diversify Third Party Funds in business segments that have a smaller run-off rate (to increase LCR by reducing Cash Outflow).

Bank Name : PT Bank KB Bukopin Tbk.
Report Position : Quarter IV - 2024

Consolidated Analysis

Calculation of Liquidity Coverage Ratio (LCR) of PT Bank KB Bukopin Tbk. (Consolidation) for the period of Quarter IV - 2024 using average daily position data during October to December 2024. LCR of PT Bank KB Bukopin Tbk. on a consolidated basis for Quarter IV - 2024 was 167.42%, down 13.15% when compared to LCR in Quarter III - 2024 which was 180.57%. This ratio is above the provisions that have been set as stipulated in POJK No.42/POJK.03/2015 and its amendments to Financial Services Authority Regulation No. 19 of 2024 concerning the Obligation to Fulfill the Liquidity Coverage Ratio for Commercial Banks, which is 100%.

The composition of High Quality Liquid Assets (HQLA) owned by the Bank on average throughout Quarter IV - 2024 was dominated by Placements with Bank Indonesia (BI) of 26.53% and Securities issued by the Central Government and Bank Indonesia of 71.33%. Compared to Quarter III - 2024, total HQLA decreased by IDR 826.29 billion (4.85%) from IDR 17.03 trillion in Quarter III - 2024 to IDR 16.20 trillion in Quarter IV - 2024, mainly due to a decrease in ownership of Securities issued by the Central Government and Bank Indonesia by IDR 1.40 trillion (10.85%), but also influenced by an increase in Placements with Bank Indonesia by IDR 661.11 billion (18.17%).

Net Cash Outflow on average throughout Quarter IV - 2024 was IDR 9.68 trillion, an increase of IDR. 247.66 billion (2.63%) compared to Quarter III - 2024. The increase in Net Cash Outflow was mainly due to an increase in Cash Outflow. Cash Outflow increased by Rp. 1.42 trillion (10.58%), which was caused by an increase in Corporate Deposits by Rp. 1.10 trillion (25.04%) (value after run-off rate), an increase in Other Cash Outflows related to Derivative Transactions by Rp. 378.22 billion (84.76%), and a decrease in Other Contractual Cash Outflows by Rp. 28.77 billion (value after run-off rate). Meanwhile, Cash Inflow increased by Rp. 1.17 trillion (29.37%), which was caused by an increase in Derivative Transactions by Rp. 1.84 trillion (348.34%) (value after run-off rate), and a decrease in Counterparty Receivables Placement with Other Banks by Rp. 605.49 billion (24.83%) (value after run-off rate).

Consolidated LCR is dominated by HQLA and Net Cash Outflow of PT Bank KB Bukopin Tbk. as the controlling shareholder. The average HQLA and Net Cash Outflow of PT Bank KB Bukopin Tbk. are in the range of 80% to 90%. Therefore, the movement of the LCR component of PT Bank KB Bukopin Tbk. is the main determinant in the increase or decrease of Consolidated LCR. Thus, going forward as stated in the Individual LCR analysis, diversification of DPK of PT Bank KB Bukopin Tbk. remains the recommended action plan in order to improve LCR.

In general, the analysis per subsidiary, for each component is as follows:
- PT Bank KB Bukopin Syariah from the HQLA side is dominated by Placements with Bank Indonesia and Securities issued by the Government and Bank Indonesia (Sukuk), while from the Net Cash Outflow side it is determined more by Cash Outflow in the SME and Corporate customer Deposit components.

- PT KB Bukopin Finance from the HQLA side is dominated by Cash and Cash Equivalents, while from the Net Cash Outflow side it is determined more by Cash Outflow in the Other contractual cash outflow component.

In managing liquidity, the Bank has identified, measured, monitored and controlled liquidity risks periodically, by involving other related work units and through coordination with subsidiaries (PT Bank KB Bukopin Syariah and PT KB Bukopin Finance).

Net Stable Funding Ratio Fulfillment Obligation Report

Bank Name : PT Bank KB Bukopin Tbk (Individual)
Report Position : December 2024

Table of Report on Obligations to Fulfill the Net Stable Funding Ratio as of December 31, 2024

ASF Component		Report Date Position (Quarter III - 2024) Carrying Amount Based on Remaining Term (In Million IDR)				Total Weighted Amount	Report Date Position (Quarter IV - 2024) Carrying Amount Based on Remaining Term (In Million IDR)				Total Weighted Amount
		No Term[1]	< 6 months	≥ 6 months - < 1 year	≥ 1 year		No Term[1]	< 6 months	≥ 6 months - < 1 year	≥ 1 year	
1	Capital:	28.836.822	-	-	4.058.182	32.895.004	28.995.144	-	-	3.410.320	32.405.463
2	Capital according to POJK KPMM	28.836.822	-	-	4.058.182	32.895.004	28.995.144	-	-	3.410.320	32.405.463
3	Other capital instruments	-	-	-	-	-	-	-	-	-	-
4	Deposits from individual customers and funding from micro and small business customers:	5.679.121	13.632.480	661.460	419.832	18.615.720	6.008.428	12.854.878	1.112.889	410.446	18.624.175
5	Stable deposit and finding	2.868.620	1.473.048	60.992	34.581	4.217.108	3.394.483	1.195.034	113.539	675	4.468.578
6	Less stable deposit and finding	2.810.500	12.159.432	600.468	385.252	14.398.612	2.613.946	11.659.844	999.351	409.771	14.155.597
7	Funding from corporate customers:	4.798.833	15.103.060	416.372	309.500	8.639.843	5.852.129	13.146.774	579.801	182.500	7.801.849
8	Operational Deposits	2.293.189	322.570	20.056	-	1.317.907	2.375.539	133.158	71.249	-	1.289.973
9	Other funding from corporate customers	2.505.644	14.780.490	396.316	309.500	7.321.935	3.476.590	13.013.617	508.551	182.500	6.511.876
10	Liabilities that have a pair of interdependent assets	-	-	-	-	-	-	-	-	-	-
11	Other liabilities and equities :	96.027	5.340.193	11.363.930	4.545.441	10.227.406	0	0	0	0	0
12	NSFR derivative liabilities										

Table of Report on Obligations to Fulfill the Net Stable Funding Ratio as of December 31, 2024

ASF Component		Report Date Position (Quarter III - 2024) Carrying Amount Based on Remaining Term (In Million IDR)				Total Weighted Amount	Report Date Position (Quarter IV - 2024) Carrying Amount Based on Remaining Term (In Million IDR)				Total Weighted Amount
		No Term[1]	< 6 months	≥ 6 months - < 1 year	≥ 1 year		No Term[1]	< 6 months	≥ 6 months - < 1 year	≥ 1 year	
13	Other equities and liabilities that are not included in the above categories	96.027	5.340.193	11.363.930	4.545.441	10.227.406	97.408	6.901.822	7.118.331	9.624.568	13.183.733
14	**Total ASF**					**70.377.972**					**72.015.221**
15	Total HQLA in order to calculate NSFR					601.817					529.377
16	Deposits with other financial institutions for operational purposes	57.466	-	-	-	28.733	56.600	-	-	-	28.300
17	Loans with Current and Special Mention categories (performing)	203.697	7.652.592	3.369.426	35.359.971	34.339.815	371.674	5.825.355	5.813.123	35.994.709	35.623.833
18	To financial institutions guaranteed by HQLA Level 1	-	-	-	103.178	103.178	-	-	-	98.443	98.443
19	To financial institutions that are guaranteed not with HQLA Level 1 and loans to financial institutions without collateral	203.697	659.085	192.140	941.725	1.167.212	371.674	353.862	515.340	934.350	1.300.851
20	To non-financial corporations, retail customers and micro and small business customers, the central government, governments of other countries, Bank Indonesia, central banks of other countries and public sector entities, which include:	-	5.450.718	2.661.693	23.268.212	22.859.186	-	4.501.045	4.182.624	23.967.902	23.857.955

Table of Report on Obligations to Fulfill the Net Stable Funding Ratio as of December 31, 2024

ASF Component		Report Date Position (Quarter III - 2024) Carrying Amount Based on Remaining Term (In Million IDR)				Total Weighted Amount	Report Date Position (Quarter IV - 2024) Carrying Amount Based on Remaining Term (In Million IDR)				Total Weighted Amount
		No Term[1]	< 6 months	≥ 6 months - < 1 year	≥ 1 year		No Term[1]	< 6 months	≥ 6 months - < 1 year	≥ 1 year	
21	meet the qualifications to receive a risk weight of 35% or less, in accordance with SE OJK ATMR for Credit Risk	-	621.226	385.490	461.641	803.425	-	313.268	718.074	51.484	549.135
22	Credit secured by a residential home that is not being used as collateral, including:	-	10.116	2.409	514.199	443.331	-	47.413	198.019	1.161.502	1.109.992
23	meet the qualifications to receive a risk weight of 35% or less, in accordance with SE OJK ATMR for Credit Risk	-	404.445	127.694	1.617.733	1.317.596	-	416.277	199.065	1.114.602	1.032.163
24	Securities in the Current and Less Current (performing) categories that are not being pledged, are not in default, and are not included as HQLA, including shares traded on the stock exchange.	-	507.001	-	8.453.283	7.645.887	-	193.490	-	8.666.426	7.675.294
25	Aassets that have a pair of interdependent liabilities	-	-	-	-	-	-	-	-	-	-
26	Other Assets :	-	31.726.180	74.105	1.561.747	33.362.032	-	32.853.770	54.849	1.292.192	34.200.820
27	Physical commodities that are traded, including gold	-				-	-				-

Table of Report on Obligations to Fulfill the Net Stable Funding Ratio as of December 31, 2024

	ASF Component	Report Date Position (Quarter III - 2024) Carrying Amount Based on Remaining Term (In Million IDR)				Total Weighted Amount	Report Date Position (Quarter IV - 2024) Carrying Amount Based on Remaining Term (In Million IDR)				Total Weighted Amount
		No Term[1]	< 6 months	≥ 6 months - < 1 year	≥ 1 year		No Term[1]	< 6 months	≥ 6 months - < 1 year	≥ 1 year	
28	Cash, marketable securities and other assets recorded as initial margin for derivative contracts and cash or other assets submitted as default funds to the central counterparty (CCP)							-			-
29	NSFR derivative assets							-			-
30	NSFR derivative payables before deducting variation margin							-			-
31	All other assets that are not included in the above categories	-	31.726.180	74.105	1.561.747	33.362.032	-	32.853.778	54.849	1.292.192	34.200.820
32	Administrative Account									4.706.819	47.114
33	**Total RSF**					**68.380.297**					**70.429.444**
34	**Net Stable Funding Ratio (%)**					**102,92%**					**102,25%**

Individual Analysis

Net Stable Funding Ratio (NSFR) of PT. Bank KB Bukopin, Tbk individually as of December 2024 was 102.25%, decreased 0.67% compared to the position at the end of September 2024 with an NSFR value of 102.92%. In December 2024, the Individual NSFR of PT. Bank KB Bukopin, Tbk was above the regulator's provisions (100%) in accordance with Financial Services Authority Regulation No. 50/POJK.03/2017, and its amendments to Financial Services Authority Regulation No. 20 of 2024 concerning the Obligation to Fulfill the Net Stable Funding Ratio for Commercial Banks.

Total Available Stable Funding (ASF) at the end of December 2024 was IDR72.02 trillion (weighted value) with the largest component coming from Deposits from individual customers and micro and small businesses amounting to IDR 18.62 trillion (25.86%) (weighted value) and Capital of IDR 32.41 trillion (45.00%) (weighted value).

Compared to the position at the end of September 2024, the total ASF increased by IDR 1.64 trillion (2.33%) which was mainly due to:
- An increase in equity and other liabilities of IDR 2.96 trillion (weighted value)
- A decrease in funding from corporate customers of IDR810.05 billion (weighted value).
- A decrease in capital of IDR 489.54 billion (weighted value)

Total Required Stable Funding (RSF) at the end of December 2024 was IDR70.43 trillion (weighted value) with the largest components coming from loans in the current and special mention categories (performing) and securities that were not in default of IDR 35.62 trillion (50.83%) (weighted value) and other assets amounting to IDR 34.20 trillion (48.56%) (weighted value).

Compared to the position at the end of September 2024, the total RSF increased by IDR 2.05 trillion (3.00%) which was mainly due to:
- An increase in the Other Assets component by IDR 838,.9 billion (weighted value).
- An increase in the components of Current and Special Mention Loans (performing) and securities that are not in default by IDR 1.28 trillion (weighted value).

During this period, the Bank did not have an interdependent composition of assets and liabilities and interrelationships between transactions.

The Bank still needs to maintain a balance in the balance sheet structure, especially in the composition of medium-long-term funding sources, and diversify Third Party Funds in business segments that have a higher ASF Factor weight (to increase NSFR). Meanwhile, from the RSF side, credit quality management is also expected to increase the NSFR ratio by increasing Current Quality Credit.

NET STABLE FUNDING RATIO FULFILLMENT OBLIGATION REPORT

Bank Name : PT Bank KB Bukopin Tbk (Consolidation)
Report Position : December 2024

ASF Component		Report Date Position (Quarter III - 2024) Carrying Amount Based on Remaining Term (In Million IDR)				Total Weighted Amount	Report Date Position (Quarter IV - 2024) Carrying Amount Based on Remaining Term (In Million IDR)				Total Weighted Amount
		No Term[1]	< 6 months	≥ 6 months - < 1 year	≥ 1 year		No Term[1]	< 6 months	≥ 6 months - < 1 year	≥ 1 year	
1	Capital:	30.438.411	-	-	4.138.300	34.576.710	30.533.662	-	-	3.485.617	34.019.278
2	Capital according to POJK KPMM	30.438.411	-	-	4.138.300	34.576.710	30.533.662	-	-	3.485.617	34.019.278
3	Other capital instruments	-	-	-	-	-	-	-	-	-	-

ASF Component		Report Date Position (Quarter III - 2024) Carrying Amount Based on Remaining Term (In Million IDR)				Total Weighted Amount	Report Date Position (Quarter IV - 2024) Carrying Amount Based on Remaining Term (In Million IDR)				Total Weighted Amount
		No Term[1]	< 6 months	≥ 6 months - < 1 year	≥ 1 year		No Term[1]	< 6 months	≥ 6 months - < 1 year	≥ 1 year	
4	Deposits from individual customers and funding from micro and small business customers:	6.285.022	15.798.021	829.516	419.832	21.341.297	6.671.999	14.879.840	1.346.664	410.446	21.333.720
5	Stable deposit and finding	3.213.177	2.618.199	171.829	34.581	5.737.625	3.764.285	2.196.924	331.212	674,5	5.978.474
6	Less stable deposit and finding	3.071.845	13.179.822	657.688	385.252	15.603.671	2.907.715	12.682.916	1.015.452	409.771	15.355.246
7	Funding from corporate customers:	5.163.801	17.748.651	666.372	309.500	9.283.846	6.624.886	15.510.412	1.225.439	182.500	8.633.132
8	Operational Deposits	2.567.949	490.765	22.056	-	1.540.385	2.777.115	440.651	79.249	-	1.648.508
9	Other funding from corporate customers	2.595.852	17.257.887	644.316	309.500	7.743.461	3.847.771	15.069.762	1.146.190	182.500	6.984.624
10	Liabilities that have a pair of interdependent assets	-	-	-	-	-	-	-	-	-	-
11	Other liabilities and equities :	-	6.337.314	11.388.021	4.595.221	10.289.232	-	8.178.528	7.145.668	9.674.348	13.247.182
12	NSFR derivative liabilities										
13	Other equities and liabilities that are not included in the above categories	-	6.337.314	11.388.021	4.595.221	10.289.232		8.178.528	7.145.668	9.674.348	13.247.182
14	**Total ASF**					**75.491.085**					**77.233.312**
15	Total HQLA in order to calculate NSFR					636,773					567.941

	ASF Component	Report Date Position (Quarter III - 2024) Carrying Amount Based on Remaining Term (In Million IDR)				Total Weighted Amount	Report Date Position (Quarter IV - 2024) Carrying Amount Based on Remaining Term (In Million IDR)				Total Weighted Amount
		No Term[1]	< 6 months	≥ 6 months - < 1 year	≥ 1 year		No Term[1]	< 6 months	≥ 6 months - < 1 year	≥ 1 year	
16	Deposits with other financial institutions for operational purposes	80,642	-	-	-	40,321	73.567	-	-	-	36.784
17	Loans with Current and Special Mention categories (performing)	203,697	8,324,350	3,661,739	40,371,942	39,032,588	371.674	6.194.018	6.238.452	41.398.008	40.601.104
18	To financial institutions guaranteed by HQLA Level 1	-	-	-	113,471	113,471	-	-	-	111.132	111.132
19	To financial institutions that are guaranteed not with HQLA Level 1 and loans to financial institutions without collateral	203,697	774,306	193,751	1,056,437	1,300,013	371.674	355.129	631.505	1.037.641	1.462.414
20	To non-financial corporations, retail customers and micro and small business customers, the central government, governments of other countries, Bank Indonesia, central banks of other countries and public sector entities, which include:	-	5,946,140	2,837,206	28,015,869	27,230,161	-	4.835.727	4.469.605	29.107.809	28.537.707
21	meet the qualifications to receive a risk weight of 35% or less, in accordance with SE OJK ATMR for Credit Risk	-	676,737	499,093	492,796	908,233	-	343.057	739.873	90.259	600.133

ASF Component		Report Date Position (Quarter III - 2024) Carrying Amount Based on Remaining Term (In Million IDR)				Total Weighted Amount	Report Date Position (Quarter IV - 2024) Carrying Amount Based on Remaining Term (In Million IDR)				Total Weighted Amount
		No Term[1]	< 6 months	≥ 6 months - < 1 year	≥ 1 year		No Term[1]	< 6 months	≥ 6 months - < 1 year	≥ 1 year	
22	Credit secured by a residential home that is not being used as collateral, including:	-	10,116	2,409	514,199	443,331	-	47.413	198.019	1.161.502	1.109.992
23	meet the qualifications to receive a risk weight of 35% or less, in accordance with SE OJK ATMR for Credit Risk	-	410,05	129,28	1,725,887	1,391,492	-	419.202	199.449	1.223.240	1.104.432
24	Securities in the Current and Less Current (performing) categories that are not being pledged, are not in default, and are not included as HQLA, including shares traded on the stock exchange.	-	507,001	-	8,453,283	7,645,887	-	193.490	-	8.666.426	7.675.294
25	Aassets that have a pair of interdependent liabilities	-	-	-	-	-	-	-	-	-	-
26	Other Assets :	-	32,232,228	79,148	1,794,379	34,105,755	-	33.342.782	66.067	1.585.203	34.994.052
27	Physical commodities that are traded, including gold	-				-	-				-
28	Cash, marketable securities and other assets recorded as initial margin for derivative contracts and cash or other assets submitted as default funds to the central counterparty (CCP)										
29	NSFR derivative assets										

	ASF Component	Report Date Position (Quarter III - 2024) Carrying Amount Based on Remaining Term (In Million IDR)				Total Weighted Amount	Report Date Position (Quarter IV - 2024) Carrying Amount Based on Remaining Term (In Million IDR)				Total Weighted Amount
		No Term[1]	< 6 months	≥ 6 months - < 1 year	≥ 1 year		No Term[1]	< 6 months	≥ 6 months - < 1 year	≥ 1 year	
30	NSFR derivative payables before deducting variation margin										
31	All other assets that are not included in the above categories	-	32.232.228	79.148	1.794.379	34,105,755	-	33.342.782	66.067	1.585.203	34.994.052
32	Administrative Account				5.879.976	123.255				6.187.356	121.141
33	**Total RSF**					**73,938,692**					**76.321.023**
34	Net Stable Funding Ratio (%)					102.10%					101,20%

Consolidated Analysis

Net Stable Funding Ratio (NSFR) of PT. Bank KB Bukopin, Tbk on a consolidated basis as of the end of December 2024 was 101.20%, decreased by 0.90% compared to the position at the end of September 2024 with a Consolidated NSFR value of 102.10%. In December 2024, the Bank's consolidated NSFR was above the regulator's provisions (100%) in accordance with Financial Services Authority Regulation No. 50/POJK.03/2017, and its amendments to Financial Services Authority Regulation No. 20 of 2024 concerning the Obligation to Fulfill the Net Stable Funding Ratio for Commercial Banks.

Total Available Stable Funding (ASF) at the end of December 2024 was IDR 77.23 trillion (weighted value) with the largest component coming from Capital of IDR 34.01 trillion (44.05%) (weighted value) and Deposits from individual customers and micro and small businesses of IDR 21.33 trillion (27.62%) (weighted value).

Compared to the position at the end of September 2024, the total ASF increased by IDR 1.74 trillion mainly due to:
- An increase in the Liabilities and other equity components of IDR 2.95 trillion (weighted value);
- A decrease in the Capital component of IDR 557.43 billion (weighted value)
- A decrease in the Deposit component from corporate customers of IDR 650.71 billion (weighted value)

The total Required Stable Funding (RSF) at the end of December 2024 was IDR 76.32 trillion (weighted value) with the largest component coming from loans in the current and special mention category (performing) and securities that are not in default of IDR 40.60 trillion (53.20%) (weighted value) and other assets of IDR 34.99 trillion (45.85%) (weighted value).

Compared to the position at the end of September 2024, the total RSF increased by IDR 2.28 trillion, mainly due to:
- An increase in the components of loans in the current and special mention category (performing) and securities that are not in default of IDR 1.56 trillion (weighted value).
- An increase in the components of other assets of IDR888.29 billion (weighted value).

During this period, the Bank did not have an interdependent composition of assets and liabilities and interrelationships between transactions.

On a consolidated basis, NSFR is dominated by ASF and RSF of PT. Bank KB Bukopin, Tbk as the controlling shareholder. The average composition of ASF and RSF of PT. Bank KB Bukopin, Tbk to the consolidated figure is more than 90%. Therefore, the movement of the NSFR component of PT. Bank KB Bukopin, Tbk is the main determinant in the increase/decrease of the Consolidated NSFR. Thus, in the future as stated in the Individual NSFR analysis, diversification of DPK PT. Bank KB Bukopin, Tbk in medium-term tenors and in certain segments, is a recommended action plan in order to maintain NSFR in the future. However, PT Bank KB Bukopin Syariah as a subsidiary that has quite good Third Party Fund potential, is expected to support the increase in Consolidated NSFR through increasing stable funding sources based on Sharia.

Encumbrance Assets

Table of Encumbrance Assets as of December 31, 2024

in million IDR

	a Encumbered	b assets held or contracted with the central bank but not yet used to generate liquidity	c unencumbered	d Total
Assets in the statement of financial position	-	15.750.672	3.167.386	18.918.058

Qualitative Analysis

Encumbered assets are bank assets that are limited to liquidity needs, legally and contractually by the Bank when stressful conditions occur. Encumbered Assets do not include assets that are deposited or agreed upon with Bank Indonesia but have not been used to generate liquidity. The Bank did not have any restricted assets in the position of Quarter IV - 2024.

Referring to the explanation of POJK No. 42/POJK.03/2015 concerning the Obligation to Fulfill the Liquidity Coverage Ratio for Commercial Banks, Article 9 paragraph (3) letter a, an example of assets deposited or agreed upon with Bank Indonesia but have not been used for generating liquidity is the secondary minimum reserve requirement (now Macroprudential Liquidity Buffer). As of December 2024, the Bank (Consolidated) has a Primary Statutory Reserve of IDR 2.67 trillion and a Secondary Statutory Reserve or Macroprudential Liquidity Buffer (PLM) of IDR 13.08 trillion, which is all government securities owned by the Bank.

Unrestricted assets are assets that meet the qualifications as HQLA as referred to in the Financial Services Authority Regulation concerning the obligation to fulfill the liquidity coverage ratio (Liquidity Coverage Ratio). Currently, the Bank (consolidated) has unrestricted assets in the form of Cash, Placements with Bank Indonesia other than GWM and Securities of IDR 3.17 trillion.

LIQA - Liquidity Risk Management

Table of Qualitative Disclosure

LIQA - Liquidity Risk Management	
Qualitative Disclosure	
1	**Liquidity risk management, including: risk tolerance; liquidity risk management structure and responsibilities; internal liquidity reporting; and communication of liquidity risk strategy, policies and practices across business lines and with the board of directors.**
a.	**Risk Tolerance**
	The formulation of PT. Bank KB Bukopin, Tbk Risk Appetite and Risk Tolerance of Liquidity Risk is adjusted to the strategic objectives and complexity of the Bank's business activities. Determination of Risk Appetite and Risk Tolerance limits is carried out so that the Bank can manage liquidity in normal and crisis conditions. Determination of the amount of Risk Appetite and Risk Tolerance limits is proposed by the Risk Management Work Unit (SKMR) and approved by the Board of Directors and Commissioners through the Risk Management Committee (KMR). Furthermore, if there is an excess of the limit, the Risk Management Work Unit (SKMR) will coordinate with the relevant Business Unit to prepare an action plan.
b.	**Liquidity Risk Management Structure and Responsibilities**
	The Bank has set the organizational structure, adequacy of devices and completeness of functions/units related to the implementation of liquidity risk management in accordance with the characterization and complexity of the Bank's business activities. The functions or units involved in liquidity risk management, both business and supporting, are depicted in the organizational structure and the authority of each function has been stated in the job description for each function. The person responsible for managing Liquidity Risk is the Business Unit that has activities directly exposed to Liquidity Risk. Furthermore, the Risk Management Work Unit (SKMR) carries out the process of identifying, measuring, monitoring, and reporting Liquidity Risk independently. The Board of Directors and Commissioners are responsible for ensuring that the implementation of Liquidity Risk Management is in accordance with strategic targets, characteristics and complexity of the business, and the Liquidity Risk Profile.

LIQA - Liquidity Risk Management	
Qualitative Disclosure	
c.	**Internal Liquidity Reporting and Strategy Communication**
	The Bank has an adequate Risk Management Information System for reporting purposes related to Liquidity Risk. In general, the Bank has submitted and reported information related to risk management for Liquidity Risk which consists of: liquidity ratios, cash flow and maturity profiles, liquidity stress testing, Liquidity Risk Profiles, as well as other information related to the Bank's Liquidity position and Bank compliance with Liquidity Risk policies and procedures. All information is submitted to the relevant Business Units as well as the Board of Directors and Board of Commissioners through the Bank's internal information system and regular Risk Management Committee (KMR) and Risk Monitoring Committee (KPR) meetings. The Risk Management Unit (SKMR) will then coordinate periodically with the relevant Business Units that manage Liquidity Risk in the event of a policy or limit for Liquidity Risk being exceeded, and develop an action plan.
d.	**Liquidity Risk Policies and Practices Across Business Lines and with the Board of Directors**
	The liquidity risk management strategy policy is contained in KB Bank Risk Management Policy, KB Bank Market and Liquidity Risk Management Policy and Emergency Funding Plan Policy as well as other separate provisions at the risk-taking unit level. Business Units exposed to Liquidity Risk will convey information regarding the condition of macroeconomic indicators and business projections through the Asset and Liability Committee (ALCO) meeting, then a liquidity risk strategy will be determined through the ALCO and Risk Management Committee meeting mechanisms. The liquidity risk management policy in the form of ALCO and Risk Management Committee decisions will be submitted to other relevant Branches and Divisions. The Board of Directors performs active supervision on a daily basis and ensures that the implementation of risk management for Liquidity Risk has been operated according to its objectives with the assistance of the Risk Management Unit. Monitoring is carried out on a daily or monthly basis on liquidity conditions, including monitoring of ratios related to liquidity risk through reports submitted by the relevant divisions, as well as evaluating the adequacy of information presented for assessing liquidity conditions.
2	**Funding strategy, including diversification source policy and funding tenor, and whether the funding strategy is centralized or decentralized**
	In general, access to funding sources that can be utilized by the Bank includes inter-bank loans, securities repo, FX SWAP, sale of securities, and loans from other parties. Since mid-December 2013, KB Bank has become one of the participating banks in signing the Mini Master Repo Agreement (MRA) which will further expand alternative access to non-TPF funding sources to strengthen liquidity management. In addition, the signing of Indonesia's Global Master Repurchase Agreement (GMRA) with several banks will also expand alternative access to non-TPF funding sources.
3	**Liquidity Risk Mitigation Techniques**
	The Bank mitigates liquidity risk by periodically monitoring the liquidity risk limits that have been determined in the policy. If the limit is exceeded, the Risk Management Work Unit will coordinate with the Business Unit regarding the action plan that will be carried out to improve the condition so that it returns to compliance with the limit provisions. In addition, the Bank reviews or updates limits, policies and procedures to adapt to updates to regulatory regulations or strategies and the complexity of the Bank's business activities.
4	**Explanation of How Stress-test is Implemented**
	Liquidity Stress Testing is implemented to measure the resilience of capital and the Bank's ability to meet liquidity needs in crisis conditions by using stress test scenarios specifically (Bank specific scenario) and stress on the market (general market stress scenario). There are Guidelines for the Implementation of the Liquidity Risk Stress Test as well as directions from the Board of Directors on the implementation of the Liquidity Stress Test which is manifested in the approval and response to the Liquidity Stress Test Report.
5	**Outline of the Bank's Urgent Funding Plan**
	To control liquidity in crisis conditions, the Bank continuously monitors the Bank's liquidity conditions carried out by the Department that manages the market & liquidity risk management function. If the Bank's liquidity conditions are in a crisis condition, the Bank will activate the Emergency Funding Plan. The Emergency Funding Plan contains steps that must be taken by the Bank in order to anticipate and deal with changes in liquidity conditions so that the Bank can continue to fulfill all agreed financial obligations in a timely manner and maintain the continuity of the Bank's business processes.

Operational Risk – General Qualitative Disclosures

Operational Risk is the risk resulting from inadequate and/or non-functioning internal processes, human error, system failure, and/or external events that affect the Bank's operations. The Bank has an operational risk management organization consisting of the Risk Management Work Unit, Compliance Work Unit, Quality Assurance Work Unit and Internal Audit Work Unit functions that are independent of both business units and operational units Operational Risk is the risk resulting from inadequate and/or non-functioning internal processes, human error, system failure, and/or external events that affect the Bank's operations. The Bank has an operational risk management organization consisting of the Risk Management Work Unit, Compliance Work Unit, Quality Assurance Work Unit and Internal Audit Work Unit functions that are independent of both business units and operational units.
Operational Risk Management is carried out through 4 (four) stages as follows:

1. Identification of risks that are inherent in a product and/or service and the processes carried out by considering internal and external factors including identifying controls that will be used for mitigation.
2. Operational risk measurement is carried out based on risk identification data, including:
    a. Loss Events by taking into account the frequency and impact of activities that can affect the Bank's income
    b. Risk assessment of new product and/or service plans and/or development or evaluation of new products and/or services that have been launched.
    c. Self-Assessment of the Bank's health level by creating a Bank Risk Profile report.
    d. Calculation of capital adequacy for operational risk (regulatory capital charge) using the Standard Approach (SA) in order to calculate Risk Weighted Assets (RWA) for operational risk.
3. Monitoring of risks that have been identified and measured against the potential for occurrence is carried out at all times in each work unit in accordance with applicable provisions. This also includes monitoring of indicators or early warning systems or existing devices/reporting. Operational risk monitoring includes the following:
    a. Monitoring function of several Risk Indicators to determine the potential for increased risk that may occur
    b. Conducting operational risk analysis regarding: Human Capital, IT System error, Fraud Cases, Dormant Accounts, Operational Loss Data, Complexity of business processes and diversity of Bank products, Corporate Action, Development of new Bank businesses, and External events that affect the Bank's operational activities
4. Operational risk control and risk mitigation based on the magnitude of potential risk for operational activities, will be carried out, among others, on the following matters:
    a. Implementation of Risk Management related to product and/or service implementation plans.
    b. Operational risk control by issuing a study/opinion after conducting a review related to policies, procedures, cooperation agreements, operational issues, product and/or service implementation plans, and Information Technology.
    c. Observations conducted by the Quality Assurance Work Unit.
    d. Having several provisions (procedures) that function to mitigate operational risks including Business Continuity Management (BCM).
    e. General Bank Reports (LBU) especially related to collateral.
    f. Quality of Financial Information Service System (SLIK) reports.
    g. Implementation of the Risk Management Support Committee related to new products and activities.
    h. Operational risk control by issuing a study/opinion after conducting a review related to policies, procedures, new activities, cooperation agreements, products, and Information Technology.
    i. Operational risk control including legal, compliance, strategic, and reputational risks based on bank risk profile data.
    j. Control every operational activity by implementing Control Self-Assessment by RTU on RCSA application. Review and update operational risk management policies/guidelines including legal, compliance, strategic, and reputational risks according to internal needs and external developments.
    k. Increase risk awareness to all levels of the company organization.
    l. Evaluation results from the Internal Control Forum.
    m. Implement the principle of three lines of defense, where the risk taking unit is the first line function that carries out direct risk management, the second line function is carried out by the risk management work unit, while the third line function is carried out by the internal audit work unit to provide assurance on the implementation of overall risk management policies implemented in the Company.

Legal Risk – General Qualitative Disclosure

Legal Risk is the risk resulting from lawsuits and/or weaknesses in legal aspects. Legal Risk can originate from, among others, weaknesses in legal aspects caused by weak obligations made by the Bank, the absence and/or changes in laws and regulations that cause a transaction that has been carried out by the Bank to be inconsistent with existing provisions, and litigation processes arising from lawsuits by third parties against the Bank or the Bank against third parties.

Legal risk identification is carried out in all functional activities of the Bank including identification of possible legal risks arising from product and/or service implementation plans, Bank agreements with debtors/other third parties, legal case handling strategies, and other operational and business activities of the Bank.

In the legal risk management organization, there is a legal function at the Head Office and Branches to mitigate potential or Legal Risks inherent in the Bank's activities and to coordinate with the Company's Legal Department and external parties in resolving legal issues, especially lawsuits and summonses, as well as monitoring and analyzing cases faced by the Company that are in the court process.

Legal risk measurement and monitoring is carried out through risk calculations based on the nominal potential loss of each case faced by the Bank, monitoring the costs of handling legal cases, losses faced by the Bank due to a final decision, monitoring updates on handling legal cases, and other measurements through legal risk profile parameters. Legal risk control is carried out by issuing a study and/or opinion after conducting a review of policies, procedures, cooperation agreements, operational issues and legal issues that occur due to the Bank's business and operational activities.

Reputation Risk – General Qualitative Disclosure

Reputation risk is the risk resulting from a decrease in the level of stakeholder trust that stems from negative perceptions of the Company, which among other things are caused by events that can harm the Bank's reputation, such as negative news in the mass media, violations of business ethics, customer complaints, and other things that can cause reputation risk, such as weaknesses in governance, corporate culture, and the Bank's business practices. Reputation risk is managed through monitoring, supervision, handling, and resolution mechanisms that are coordinated and supported by related departments with reference to internal provisions and applicable laws.

Identification of reputation risk is carried out periodically in accordance with past loss experiences caused by reputation risk. Reputation risk assessment is carried out qualitatively, among other things, from negative news that arises from the public/customers and customer complaints. To ensure control of reputation risk, the Bank has taken the following steps:

1. Monitoring the handling of the frequency and materiality of negative news and comments about the Bank in the mass media, social media and other online media.
2. Monitoring the credibility and other events that affect the Bank's reputation.
3. Regular monitoring of the frequency and materiality of handling and resolving customer complaints.
4. Use of the Complaint Tracking System (CTS) to manage the resolution of customer complaints
5. Implementation of the Service Level Agreement (SLA) to ensure the standard time for resolving customer complaints.
6. Continuously carry out employee training to improve service quality.

In order to monitor and control reputation risk, the Bank evaluates the implementation of risk management related to reputation risk including a study of the root cause of reputation risk, evaluation of the implementation of complaint management/handling, customer complaints and negative news in the mass media.

Evaluation of customer satisfaction assessments on a monthly basis is carried out by the department in charge of Customer Quality Development (CEXD) of the Service Quality unit and is conveyed through an internal memo from Bukopin Office Communication (BOC) or Outlook Email to all Bank employees. The Bank also manages and administers Reputation Risk such as negative news related to the company which is one of the roles of the Customer Development and Experience Department, Corporate Secretary and Marketing Communication Department and related departments.

As a financial services institution, the Company needs a good image and publication regarding business activities and performance. The Company always maintains its reputation at the best level to provide products and services to its customers. The Company's failure to maintain its reputation can create a negative perception of the Company. This can lead to a loss of customer trust and will have a direct impact on the decline in the number of customers which ultimately has an impact on the decline in the Company's revenue and activity volume.

Strategic Risk – General Qualitative Disclosure

Strategic Risk is the risk resulting from inaccuracy in making and/or implementing a strategic decision and failure to anticipate changes in the business environment. Strategic risk control is carried out through monitoring the Bank's position both among the banking industry and among peer groups, monitoring the achievement of the realization of the Target (business plan) and other measurements through strategic risk profile parameters, followed by mitigation of factors causing failure and monitoring the development of macroeconomic conditions that may have an

impact on the Bank's business. Then monitoring the achievement of the realization of the budget (business plan) and continued with mitigation of factors causing failure, as well as monitoring the development of macroeconomic conditions that may have an impact on the Bank's business.

The strategic risk management organization is stated in Decree Number 101 of 2024 concerning the Organizational Structure of PT. Bank Bukopin Tbk dated September 2, 2024, this is in the context of increasing the function of the Human Capital Group through the establishment of the Talent Acquisition Department to support the Bank's sustainable transformation process.

The Company identifies and manages deviations or deviations as a result of the unrealization or ineffective implementation of business strategies or business plans that have been set, especially those that have a significant impact on the bank's capital. In addition, the bank conducts strategic risk analysis on strategies that require resources and/or are high risk, such as strategies to enter new market share, acquisition strategies, or diversification strategies in the form of products and services.

The Company currently has two subsidiaries, namely PT Bank KB Bukopin Syariah (formerly PT. Bank Persyarikatan Indonesia) and PT KB Bukopin Finance (formerly PT Indo Trans Buana Multi Finance). There are risks in the implementation of share participation, including the risk of unexpected liabilities related to business activities that may only be known after the merger and acquisition of the business, the risk of future funding obligations including funding required by the Company's shareholders to maintain the Company's capital adequacy, the risk of failure to coordinate marketing and sales efforts, the risk of not focusing on the main business, and the risk of investment write-offs.

Strategic risk measurement can use indicators in the form of the Company's business strategy complexity level, the Company's business position in the banking industry, and the achievement of the business plan. In addition, the Company conducts stress testing on the implementation of the strategy in order to identify every event and change in the business environment that can have a negative impact on the fulfillment of the initial assumptions of the strategic plan and measure the potential negative impact of the event in question on the Company's business performance, both financially and non-financially.

In addition, adequate risk identification and analysis are also carried out on every corporate action carried out (such as asset sales, sub-loan issuance, capital participation in subsidiaries, and others). This is to ensure that the impact of the risk that occurs due to corporate actions has been accepted and is in accordance with the level of risk to be taken (risk appetite).

Compliance Risk – General Qualitative Disclosure

Compliance risk is the risk that occurs because the Bank does not fulfill and/or does not implement internal provisions, laws and regulations and other applicable provisions. The compliance risk management organization consists of the Compliance Policy & Governance Department, the Quality Assurance Department, and the Anti-Money Laundering Department. In addition, in order to strengthen the compliance function, a Compliance Development Unit has been formed. Each function has policies and procedures that regulate the limits of authority over activities. The Compliance Risk Management Organization is adequately reflected in the clarity of authority and responsibility and is supported by the function of the Risk Management Work Unit. In practice, compliance risk is inherent in the Bank's risk related to laws and regulations, prudential provisions and other applicable provisions, including but not limited to:

1. Credit risk related to the provisions of Asset Quality, net NPL, Allowance for Impairment Losses (CKPN), and Maximum Credit Limit (BMPK).
2. Market risk related to the provisions of Net Open Position (PDN).
3. Liquidity risk related to the provisions of the Minimum Reserve Requirement (GWM), Liquidity Coverage Ratio (LCR), and Net Stable Funding Ratio (NSFR).
4. Operational risk related to the fulfillment of provisions related to the implementation of the Know Your Customer (KYC) principle and Anti-Money Laundering and Prevention of Terrorism Funding (APU and PPT).
5. Minimum Capital Requirement (KPMM) for Banks.

Identification and measurement of compliance risk are carried out periodically, which among others are based on past loss experiences caused by compliance risk through risk calculations based on accounting loss data and other measurements through compliance risk profile parameters.
In order to effectively monitor and control compliance risk, the Company, among others, carries out:

1. Collection of operational loss items on a regular basis (daily, monthly, quarterly, and annually);
2. Periodic analysis and review of the factors that cause operational risk and other risks and the losses that can be incurred.

Monitoring and control of compliance risk exposure is carried out by the Risk Management Work Unit, Compliance Work Unit and other implementing work units periodically and continuously with the parameters and limitations that have been set. The work unit in charge of compliance risk management prepares a Compliance Risk Profile Report periodically for the purpose of monitoring and controlling compliance risk exposure, including identification of causal factors to be submitted to the risk management committee and the board of directors as joint evaluation material.

The back-up system and procedure to anticipate disruptions in the risk monitoring process refers to the Disaster Recovery Plan (DRP) Procedure for the system and procedures will be checked and re-evaluated periodically. Monitoring and control of compliance risk using an internal model includes the use of tools, early identification of changes in the risk profile caused by potential or actual decreases in compliance risk, and the resulting reports are submitted periodically to the Board of Directors.

If there is a violation of applicable laws and regulations and/or provisions, the risk that may occur is a sanction for the Company which can be in the form of financial sanctions in the form of material fines or non-financial sanctions in the form of written warnings, sanctions for ineligibility and inability for the Company's management or freezing of the Company's business activities.



KB Bank



Corporate Governance

DEVELOPMENT OF THE GOOD CORPORATE GOVERNANCE PRINCIPLES IMPLEMENTATION

In the increasingly dynamic banking industry, the implementation of good corporate governance (GCG) is a fundamental aspect. Not only it ensures compliance with regulations, but also strengthens public and stakeholder trust. KB Bank is committed to continuing to strengthen the governance system by instilling a conducive corporate culture. This step aims to support business sustainability and create added value for all related parties.

As a responsible financial institution, KB Bank understands that the success of a company is not only determined by financial performance, but also by the implementation of transparent, accountable, responsible, independent, and fair governance principles. Therefore, KB Bank integrates these principles into all lines of the organization. This includes senior management to employees at all levels, and involves shareholders, the Board of Commissioners, the Board of Directors, and all employees in strategic decision making.

To ensure optimal implementation of GCG, KB Bank implements three main pillars of corporate governance, namely Governance Structure, Governance Process, and Governance Outcome. Governance Structure focuses on strengthening the organizational framework, Governance Process ensures that all operational procedures run according to standards, while Governance Outcome aims to achieve results that are in accordance with the principles of good governance.

As part of the corporate culture strengthening strategy, KB Bank internalizes the ICCAN values - Integrity, Competent, Care, Accountable, and Never Give Up. These values are the foundation for all employees in carrying out the Bank's duties and responsibilities. Not just a slogan, the ICCAN principles are applied in policies, work procedures, as well as human resource management systems. Hence, these values shape the mindset and behavior of employees so that they are always in line with business ethics norms and applicable regulations.

Through ongoing efforts to improve corporate governance, KB Bank is committed to maintaining transparency and accountability in every aspect of operations. This approach not only strengthens the company's competitiveness in the banking industry, but also makes a positive contribution to the national economy. With strong governance principles, KB Bank continues to strive to be a trusted financial partner for the community.

Basics of Implementing Corporate Governance

The implementation of GCG at KB Bank refers to several regulations issued by the government and regulators, including:

Constitution:

1. Law of the Republic of Indonesia No. 10 of 1998 on Amendments to Law No. 7 of 1992 on Banking;
2. Law the Republic of Indonesia No. 40 of 2007 on Limited Liability Companies.

OJK Regulations (POJK):

1. OJK Regulation No.18/POJK.03/2014 concerning Implementation of Integrated Governance for Financial Conglomerates
2. OJK Regulation No. 33/POJK.04/2014 concerning the Board of Directors and Board of Commissioners of Issuers or Public Companies
3. OJK Regulation No. 34/POJK.04/2014 concerning the Nomination and Remuneration Committee of Issuers or Public Companies
4. OJK Regulation No. 35/POJK.04/2014 concerning Corporate Secretary of Issuers or Public Companies
5. OJK Regulation No. 8/POJK.04/2015 concerning Website of Issuers or Public Companies
6. OJK Regulation No. 21/POJK.04/2015 dated 16 November 2015 concerning Implementation of Guidelines for Public Company Governance
7. OJK Regulation No. 31/POJK.04/2015 concerning Disclosure of Material Information or Facts by Issuers or Public Companies
8. OJK Regulation No. 55/POJK.04/2015 concerning Establishment & Guidelines for Implementation of Audit Committee Work
9. OJK Regulation No. 56/POJK.04/2015 concerning Formation & Charter of Internal Audit Unit
10. OJK Regulation No.4/POJK.03/2016 concerning Assessment of Public Bank Health Level
11. POJK No. 18/POJK.03/2016 concerning the Implementation of Risk Management for Commercial Banks
12. POJK No. 29/POJK.04/2016 dated July 29, 2016 concerning the Annual Report of Issuers or Public Companies
13. POJK No. 46/POJK.03/2017 dated July 12, 2017 concerning the Implementation of the Compliance Function of Commercial Banks
14. POJK No. 37/POJK.03/2019 dated December 20, 2019 concerning Transparency and Publication of Bank Reports
15. POJK N0. 15/POJK.04/2020 dated April 21, 2020 concerning the Planning and Implementation of the GMS of Public Companies
16. POJK No. 17 of 2023 concerning Implementation of Governance for Commercial Banks
17. POJK No. 5 of 2024 concerning Determination of Supervision Status and Handling of Commercial Bank Problems
18. POJK No. 30 of 2024 concerning Financial Conglomerates and Financial Conglomerate Holding Companies

OJK Circular Letters (SEOJK):

1. OJK Circular Letter No. 15/SEOJK.03/2015 dated 25 May 2015 concerning Implementation of Integrated Governance for Financial Conglomerates
2. OJK Circular Letter No. 32/SEOJK.04/2015 dated 17 November 2015 concerning Guidelines for Governance of Public Companies
3. OJK Circular Letter No. 30/SEOJK.04/2016 dated 3 August 2016 concerning Form and Content of Annual Reports of Issuers or Public Companies
4. OJK Circular Letter No. 34/SEOJK.03/2016 on the Implementation of Risk Management for Commercial Banks
5. OJK Circular Letter No. 13/SEOJK.03/2017 dated March 17, 2017 on the Implementation of Governance for Commercial Banks
6. OJK Circular Letter No. 9/SEOJK.03/2020 dated June 30, 2020 on Transparency and Publication of Conventional Commercial Bank Reports and the changes.

Others:

1. Other provisions related to the Capital Market and others;
2. General Guidelines for GCG Indonesia, National Committee for Governance Policy
3. KB Bank Articles of Association

The actualization of GCG as the company's culture is carried out through an internal mechanism involving all levels, from the Board of Commissioners, Directors, to employees. This synergy encourages the creation of a healthy work environment, increases professionalism, and strengthens the Bank's competitiveness.

Commitment to Sustainable Implementation of Corporate Governance

KB Bank strengthens its commitment to implementing the principles of Good Corporate Governance (GCG) consistently and sustainably in every aspect of daily activities. This includes compliance with applicable laws and regulations as well as openness to improvements in accordance with best practices. The goal is to be in line with KB Bank's vision, mission, and objectives, and to be able to grow healthily and create added value for shareholders and other stakeholders.

GCG is placed as an important foundation in achieving sustainable business growth, by strengthening the structure and mechanism of GCG and implementing KB Bank's cultural values, namely ICCAN (Integrity, Competent, Care, Accountable, Never Give Up) which is a guide for management and employees in work and behave.

The signing of the Integrity Pact and Gratification and Anti-Bribery Declaration signifies the commitment. The Integrity Pact contains a statement or promise to oneself regarding the commitment to carry out all duties, functions, responsibilities, authority, and roles in accordance with laws and regulations and the commitment not to commit acts of fraud, corruption, collusion, and nepotism towards the Board of Commissioners, Directors, and all KB Bank employees.

INTEGRITY PACT
PT. BANK KB BUKOPIN TBK

I, the undersigned,
I hereby declare that I have read the KB Bank Code of Conduct and understand the obligation as a Commissioner to comply with the policies and regulations contained therein, including any changes made by KB Bank.
Therefore, I swear and declare that I am willing to:

1. Commence every task with good intentions and working solely for the interests of the Company and not harming other people and Stakeholders, based on sincerity and good faith.
2. Maintain and improve personal integrity in carrying out duties by not abusing authority and work responsibilities.
3. Comply with and implement the rules and/or provisions as stipulated in the Code of Ethics, Company Culture, Employee Disciplinary Regulations, Collective Labor Agreement and other regulations set by the Company.
4. Will not perform any form of Fraud, Corruption, Collusion and Nepotism, play an active role in efforts to prevent, eradicate and report/convey information on Fraud, Corruption, Collusion and Nepotism in the Company environment.
5. Committed to eradicating illegal activities and will not be involved in any illegal activities including conventional gambling and online gambling through websites, applications or other platforms. Partaking a proactive role in efforts to prevent and eradicate the use of banking payment systems in illegal transactions including online gambling.
6. Do not request and/or receive any form of gift either directly or indirectly in the form of Money and/or Gifts and/or Souvenirs and/or Gratifications in any form related to Position and Work, thereby causing a conflict of interest.
7. Convey information to the Whistleblowing System regarding violations or unlawful acts, unethical/immoral acts or other acts that can harm the Company.
8. Understand and partake an active role in implementing the Company's Strategy.
9. Accept the consequences in the form of sanctions according to the Company's provisions, compensate for losses incurred due to fraudulent actions or other violations of provisions that occur, as well as legal consequences from the Police and/or other Authorities.

Thus, this Integrity Pact was issued and signed with full awareness and understanding without coercion from any party.

(place), (date/month/year)
Declarer,

Name
(Position)

Company Commitment and Policy in Implementing Corporate Governance and Governance Outcomes

KB Bank also positioned corporate governance as the main foundation in running a sustainable business. By providing the best service to customers and prioritizing strong governance principles, the bank is committed to creating transparent, accountable, and integrity-based operations.

As a form of compliance with governance standards, KB Bank refers to the General Guidelines for Indonesian Corporate Governance (PUGKI) 2021, which is an improvement on PUGKI 2019, known as TARIF. This principle is applied comprehensively in the Bank's culture, decision-making process, and information disclosure.

With good governance, KB Bank strives to strengthen business stability, build solid relationships with stakeholders, and maintain its reputation as a trusted financial institution.

In carrying out its operations, KB Bank refers to the following four main pillars of corporate governance:

Ethical Behavior
Definition: In performing its activities, the Corporation always prioritizes honesty, treats all parties with respect, fulfills commitments, builds and maintains moral values and beliefs consistently. The corporation pays attention to the interests of shareholders and other stakeholders based on the principle of fairness and is managed independently so that each organ of the company does not dominate the other and cannot be intervened by other parties. Application within the scope of the Company: At KB Bank, every level of our organization, from the Commissioners and Directors to Executive Officers and employees, is deeply committed to upholding our Code of Ethics. This commitment is exemplified by our unwavering dedication to compliance with all relevant regulations and laws. Moreover, we embrace and embody our company's core values of Integrity, Competence, Care, Accountability, and Perseverance in every aspect of our work.
Accountability
Definition: Corporations can account for their performance in a transparent and fair manner. For this reason, corporations must be managed properly, measurably and in accordance with corporate interests while taking into account the interests of shareholders and stakeholders. Accountability is a prerequisite needed to achieve sustainable performance. Application within the scope of the Company: All levels at KB Bank, starting from the Commissioners, Directors, Executive Officers and employees, perform their mandatory duties to be accountable for their actions in accordance with the lines of authority established by the company, by improving governance aspects through stakeholder participation by covering all important aspects of the company.
Transparency
Definition: To maintain objectivity in conducting business, the corporation provides material and relevant information in a way that is easily accessible and understandable to stakeholders. Corporations take the initiative to disclose not only issues required by laws and regulations, but also important matters for decision making by shareholders, creditors and other stakeholders. Application within the scope of the Company: Communicate with Shareholders or Investors through effective and continuous communication. As well as implementing information disclosure in an accurate and timely manner.
Sustainability
Definition: The corporation complies with laws and regulations and is committed to do their responsibilities towards society and the environment in order to contribute to sustainable development by working with all relevant stakeholders to improve their lives in a way that is aligned with business interests and the sustainable development agenda. Application within the scope of the Company: KB Bank has a strong commitment to building honest and open communication with shareholders and the community, including by respecting community culture, involving itself in social activities, and preserving the environment which is a shared responsibility.

Apart from implementing the 4 main pillars of corporate governance, KB Bank also adopted 8 comprehensive corporate governance principles. These principles include the rights of shareholders, stakeholders, basic rules regarding management, and supervision of corporate management in Indonesia. These principles also pay attention to aspects of ethics, risk management and disclosure. The eight principles of corporate governance are divided into 3 (three) groups:

1. Corporate Management and Supervision Function
   These principles regulate the roles and responsibilities of the Board of Directors and Board of Commissioners. The main focus is on decision-making mechanisms, monitoring and supervision of corporate activities.
2. Process and Output from the Board of Directors and Board of Commissioners
   This group of principles regulates the processes used by the Board of Directors and Board of Commissioners in making decisions and the results resulting from these processes. This includes performance evaluation criteria, strategic planning, and transparent financial reporting.
3. Resource Owner
   These principles regulate how shareholders and other stakeholders will receive benefits from the implementation of corporate governance. This involves shareholder rights, protection of stakeholder interests, and fair allocation of dividends.

As part of its commitment to implementing good corporate governance, KB Bank strives to ensure that all corporate management processes are implemented with strong principles and in accordance with applicable standards. The application of these principles aims to strengthen integrity and transparency in every step taken, as well as maintain the Bank's credibility and reputation in front of shareholders, stakeholders, and the wider community. The following are 8 (eight) principles of corporate governance and their application within the Company, as attached below.

Principle 1: Roles and Responsibilities of the Board of Directors and Board of Commissioners
Definition The Board of Directors and Board of Commissioners conduct their roles and responsibilities independently to create sustainable value for the long-term best interests of the corporation and shareholders, taking into account the interests of stakeholders. Explanation Principle 1 relates to the roles and responsibilities of the Board of Directors in conducting corporate management and the roles and responsibilities of the Board of Commissioners in supervising the management of the corporation by the Board of Directors. In addition, this Principle regulates the performance assessment of the Board of Directors and the Board of Commissioners and their respective members, handling conflicts of interest that occur to members of the Board of Directors and members of the Board of Commissioners and increasing the competence of members of the Board of Directors and members of the Board of Commissioners.
Principle 2: Composition and Remuneration of the Board of Directors and Board of Commissioners
Definition Members of the Board of Directors and members of the Board of Commissioners are selected and determined in such a way that the composition of the Board of Directors as the management organ and the composition of the Board of Commissioners as the supervisory organ are diverse and each consists of Directors and Commissioners who have the commitment, knowledge, ability, experience and expertise needed to appropriately fulfill the management role of the Board of Directors and the supervisory role of the Board of Commissioners. Remuneration is designed to effectively align the interests of members of the Board of Directors and members of the Board of Commissioners with the long-term interests of the corporation and sustainable value creation. Implementation in Company Scope Principle 2 requires that the selection and appointment of members of the Board of Directors and members of the Board of Commissioners be executed in such a way that the Board of Directors and the Board of Commissioners as management and supervisory organs, respectively, have a composition of members with the required knowledge, abilities and expertise in accordance with their respective roles. In addition, this Principle emphasizes the importance of remuneration policies to encourage members of the Board of Directors and members of the Board of Commissioners to prioritize the long-term interests of the corporation based on the principle of sustainability, and requires disclosure of remuneration policies and information received by the Board of Directors and Board of Commissioners in a transparent and accountable manner.
Principle 3: Working Relationship between the Board of Directors and the Board of Commissioners
Definition The Board of Directors and the Board of Commissioners have a close, open, constructive, professional and trusting working relationship for the best interest of the corporation. Implementation in Company Scope Principle 3 emphasizes the importance of a close, open, constructive, professional, trusting working relationship between the Board of Directors and the Board of Commissioners in achieving the best interests of the corporation. Principle 3 also regulates the need for the Board of Commissioners to access complete information and the importance of members of the Board of Directors and the Board of Commissioners understanding the implications of the ownership structure of the corporation on the implementation of their roles.

Principle 4: Ethical Behavior
Definition: The Corporation is committed to acting ethically and responsibly, upholding the values and culture of the organization. Implementation in Company Scope Principle 4 requires corporations to make periodic statements about the corporation's commitment not only to comply with applicable laws and regulations, but also a commitment to act in an ethical and responsible manners.
Principle 5: Risk Management, Internal Control and Compliance
Definition: Corporation conduct corporate governance practices that are integrated with the implementation of internal control and risk management systems, as well as effective compliance management systems in order to support the achievement of corporate goals, vision, mission, objectives, and performance targets in conducting business with integrity. Implementation in Company Scope Principle 5 requires the Board of Directors to implement governance, internal control and risk management systems, and compliance management systems in an integrated manner as part of the strategies, management tools, and practices carried out by the corporation in doing business responsibly (responsible business) as a good corporate citizen. The Board of Commissioners monitors and provides input on the effectiveness of the implementation of governance, internal control and risk management systems, and corporate compliance management systems implemented in an integrated manner by the Board of Directors.
Principle 6: Disclosure and Transparency
Definition: The corporation makes accurate and timely disclosures regarding all material matters concerning the corporation. Implementation in Company Scope Principle 6 requires corporation to have a governance framework capable of providing assurance that can result in accurate and timely disclosure of all material matters about the corporation, which includes financial condition and performance, ownership of the corporation, and corporate governance.
Principle 7: Shareholder Rights
Definition: The Corporation protects and facilitates the exercise of shareholder rights and ensures fair treatment of shareholders, including minority shareholders. All shareholders have the opportunity to obtain effective redress for violations of their rights. Implementation in Company Scope Principle 7 describes the fulfillment of shareholder rights and fair treatment for shareholders, how active cooperation between the corporation and its shareholders is carried out and the effective exercise of some shareholder rights through the GMS.
Principle 8: Stakeholder Rights
Definition: The corporation recognizes the rights of stakeholders stipulated in applicable laws and regulations or an agreement agreed upon by the corporation and encourages active cooperation with stakeholders in creating wealth, employment, and financially sound business sustainability. Implementation in Company Scope Principle 8 explains the role of the Board of Directors and Board of Commissioners in integrating sustainability aspects in the corporate business model, conducting stakeholder engagement, and ensuring the protection of stakeholders' rights. The Board of Commissioners monitors the integration of all aspects mentioned above by the Board of Directors.

Governance Framework

The Bank implements the 4 pillars of corporate governance in a comprehensive and structured manner on the three aspects of governance, namely:

1. Governance structure Governance structure shows the adequacy of the Bank's governance structure and infrastructure so that the process of implementing good governance principles produces outcomes that are in line with the expectations of the Bank's stakeholders. Included in the Bank's governance structure are the Board of Directors, Board of Commissioners, Committees and Work Units at the Bank. What is included in the Bank's governance infrastructure includes Bank policies and procedures, management information systems and the main tasks and functions of each organizational structure.
2. Governance process Governance process reflects the effectiveness of the process of implementing good governance principles which is supported by the adequacy of the Bank's governance structure and infrastructure, resulting in outcomes that are in line with the expectations of stakeholders.
3. Governance outcomes (governance outcomes) Governance outcomes are demonstrated by the quality of outcomes that meet the expectations of Bank stakeholders which are the result of the process of implementing good governance principles and are supported by the adequacy of the Bank's governance structure and infrastructure.

Governance Outcome

As a positive impact of the manifestation of the implementation and enforcement of governance towards creating a work culture and business continuity, the Bank always maintains the trust of controlling shareholders and external parties. This is realized by the results of the implementation of good corporate governance at KB Bank which is generally good as reflected in the adequate fulfillment of the principles of good corporate governance. In 2024, KB Bank GCG ranking based on self-assessment is Rank 2 (Good).

Quality Standards for Implementing Corporate Governance

KB Bank implements Good Corporate Governance (GCG) standards by integrating the company's vision and mission which are realized through the Company's Cultural Values, known as ICCAN (Integrity, Competent, Care, Accountable, & Never Give Up). ICCAN is a guide for all levels of management and employees in carrying out their duties and behaving.

Implementing GCG is considered a long-term process that aims to generate sustainable value. GCG is a culture that is instilled through an internal process that involves all levels of the Board of Directors, Board of Commissioners and employees.

GCG implementation standards regulate the role of the Board of Commissioners in executing its supervisory function to ensure that the management of the Company by the Board of Directors is in accordance with applicable regulations. The Board of Directors is responsible for conducting management functions in a trustworthy and professional manner, and avoiding conflicts of interest. All GCG organs work synergistically to ensure that all Bank operational activities comply with applicable legal provisions.

In addition, as a business entity whose shares are listed on the Indonesian Stock Exchange and supervised and supervised by the Indonesian Financial Services Authority, GCG implementation standards at KB Bank also refer to Financial Services Authority Regulation No. 21/POJK.04/2015 concerning Implementation of Public Company Governance Guidelines and POJK No. 17 of 2023 concerning Implementation of Governance for Commercial Banks. To further improve the quality of GCG implementation, KB Bank also reviews and aligns best practices that apply globally, including:

1. Corporate Governance Principles for Stated Owned Companies developed by the Organization for Economic Co-operation and Development (OECD), namely the ASEAN Corporate Governance Scorecard;
2. Corporate Governance Perception Index (CGPI) organized by The Indonesian Instituter for Corporate Governance (IICG). CGPI is a research and ranking program for the implementation of GCG in companies in Indonesia;
3. Principles for Enhancing Corporate Governance published by the Basel Committee on Banking Supervision; And
4. ESG or Environment, Social, and Governance.

The internalization of various laws and regulations and guidelines with national and international standards into KB Bank internal policies is a commitment from the Board of Commissioners and Directors along with all KB Bank personnel. This commitment is translated into the Company's vision, mission and values and is expected to be integrated into the daily behavior of all KB Bank employees.

GCG Implementation Assessment

KB Bank consistently improves the quality of Good Corporate Governance (GCG) implementation which is reflected in the increase in governance outcomes from year to year. This improvement can be seen in operational and financial performance which shows sustainable growth as a result of GCG implementation.

To maintain this consistency, the Bank regularly measures the quality of GCG implementation, both through self-assessment and collaboration with third parties, in order to obtain more independent assessment results. The implementation of monitoring GCG implementation is carried out by:

1. Monitoring the implementation of SEOJK recommendations to all related work units.
2. Provide reminders about the implementation of GCG to all related work units.
3. Increase socialization with Compliance Awareness. What is meant is awareness that there are regulations by all parties along with an understanding of the regulations.

GCG Self Assessment

The Bank applies GCG Implementation Quality standards, including the following:

1. Ensure that the basic principles of governance are implemented comprehensively.
2. Monitoring weaknesses in the GCG implementation process.
3. Improve coordination and communication with related departments/units to play an active role in implementing GCG.
4. Improve the quality and role of organs in the GCG organization to implement a culture of GGC implementation at all levels of the organization.

As a mean to improve and increase the quality of GCG implementation and based on OJK Regulation No. 17 of 2023 regarding Implementation of Governance for Commercial Banks; Banks must carry out a comprehensive self-assessment every semester in order to determine a follow-up plan that includes corrective action (if necessary) taking into account 11 (eleven) assessment factors, namely:

1. Implementation of the duties and responsibilities of the Board of Directors;
2. Implementation of the duties and responsibilities of the Board of Commissioners;
3. Completeness and implementation of committee duties;
4. Handling conflicts of interest;
5. Implementation of compliance functions;
6. Implementation of the internal audit function;

7. Implementation of the external audit function;
8. Implementation of risk management including an internal control system;
9. Provision of funds to related parties and provision of large funds (large exposure);
10. Transparency of the Bank's financial and non-financial conditions, reports on the implementation of governance and reporting internal;
11. Bank strategic plan.

The following are the results of the self-assessment of GCG implementation at KB Bank as of December 2024:

Good Corporate Governance Self-Assessment Result

	Rank	Rank Definition (Based on OJK Regulation No. 13/SEOJK.03/2017 concerning the Implementation of Governance for Commercial Banks)
Individual	2	KB Bank has implemented Governance which is generally Fair. This is reflected in the adequate fulfillment of the principles of Governance. In the event that there are weaknesses in the implementation of Governance principles, in general these weaknesses are quite significant and require adequate attention from the Bank's management. Thus, KB Bank GCG rating is Rank 2.
Consolidation	2	The implementation of KB Bank good corporate governance in a consolidated is Fair, the GCG assessment of PT Bank Syariah Bukopin and PT Bukopin Finance as Subsidiaries has no impact or influence that may cause a decline in KB Bank GCG assessment.

Analysis

Strength of Governance Implementation

1. Governance Structure
   a. The Annual GMS implementation is in accordance with the provisions of OJK Regulation 15/POJK.04/2020 concerning the Planning and Implementation of General Meetings of Shareholders of Public Companies. In addition, the Board of Commissioners and Board of Directors have been accountable for the implementation of their duties to shareholders and have been approved by the GMS as a form of implementing good corporate governance.
   b. One of the GMS agendas is the Approval of Amendments to the Articles of Association, this is a form of implementing good governance and the Bank's compliance with OJK Regulation No. 17 of 2023 concerning the Implementation of Governance for Commercial Banks.
   c. The member and composition of the Board of Commissioners and Board of Directors are in accordance with the provisions of applicable laws and regulations by considering the scale and complexity of the business and paying attention to background experience, education and training to meet the requirements, integrity, competence, independence and adequate financial reputation to support the realization of KB Bank's corporate plan.
   d. All members of the Board of Directors and Board of Commissioners have passed the Fit and Proper Test for the Main Parties of Financial Services Institutions.
   e. The duties and responsibilities implementation of the Board of Directors, particularly in the implementation and fulfillment of GCG principles, has been adequate. This is reflected in the completeness of the structure in the form of the Compliance Work Unit, Risk Management Work Unit, Quality Assurance Work Unit, and Internal Audit Work Unit (SKAI). Each of these work units has adequate composition, competence, and criteria so that they are able to work independently of the business and operational work units and carry out their duties in accordance with applicable provisions.
   f. Having committees to support the performance of the Board of Directors, namely: Risk Management Committee, Asset and Liabilities Committee, Credit Committee, Remedial Committee, IT Steering Committee, IT Support Committee, Integrated Risk Management Committee, Internal Control and Anti-Fraud Committee, Employee Discipline Committee (KDK), Human Capital Committee and Procurement of Goods and Services Committee.
   g. Having committees formed in order to support the implementation of the duties and responsibilities of the Board of Commissioners. Consisting of the Audit Committee, Risk Monitoring Committee, Remuneration & Nomination Committee, and Integrated Governance Committee. The establishment of these Committees is in accordance with the provisions and needs of the Bank and the implementation of the committee's duties is equipped with policies and work procedure guidelines (charter).
   h. KB Bank has prepared Recovery Plan Guidelines, has sent Recovery Plan and Resolution Plan Reports to comply with Regulatory provisions, especially OJK Regulation No. 5 of 2024 concerning Determination of Supervision Status and Handling of General Bank Problems and PLPS 2 of 2024 concerning Resolution Plans for General Banks.

i. KB Bank has prepared and implemented the Bank's Financial Reporting Integrity Policy, as a form of implementation of the Regulation of the Financial Services Authority of the Republic of Indonesia Number 15 of 2024 concerning the Integrity of Bank Financial Reporting

j. The Board of Directors and Board of Commissioners have implemented the principle of prudence in providing Funds to Related Parties and Provision of Large Funds quite well. Submission of Transparency of Financial and Non-Financial Conditions, GCG Implementation Reports and Internal Reporting are in accordance with applicable provisions and ensure the realization of achievements against the Bank's Strategic Plan and report it to the OJK through the realization of a monthly action plan.

k. The Bank owns an information system to support business activities and operational activities as well as to support the implementation of internal control. The Bank is committed to always developing a sustainable information system in accordance with business developments and challenges. The information systems that are already running include the E-Flow System, Microfinance Information System (SIKM), BukiSys (AS400), go-AML, Silverlake, SME Credit Tools (SCT), and Loan Origination System (LOS), Sanction Screening, Anti Money Laundering (AML) Monitoring System, and Enysis.

l. Developing and strengthening an organizational structure that is in line with the company's strategy, including accelerating business performance in branches in one line of command that focuses on sales activities, strengthening regulatory reporting, strengthening the function of the DPD, increasing SLA in the credit process, the organizational structure has been refined through Decree 101 of 2024.

m. An initiative has been taken to update existing policies, identify policy owners, separate policies (whether it is still valid or not), and at the end of the second semester of 2024 there will be 145 (One Hundred and Forty Five) new internal provisions and/or revamps as follows:

Title	Policy Number
Process SOP For Retail Products Using The Insurance Portal	102
Channeling Kopnus / Mechanism Guidelines on Pension Credit Switching / Take Over Process through Kopnus Channeling Cooperation	103
Pension, Pre-Retirement & Payroll Loan Program Products	104
Technical Instructions regarding Standardization of Mandatory Documents and Covenants for SME Segment Credit	105
Technical Instructions on Centralization of Bank Guarantee Submission with Counter Bank Guarantee (KBG) Collateral Specifically for SME Debtors / Principals Segment through the SME Partnership Department	106
Program Product Regarding Customer Fund Account (RDN) KB Bank	107
Policy on Consumer Protection Code of Ethics PT. Bank KB Bukopin, Tbk	108
Standard Operational Procedures Regarding Auto Loan Channeling in Collaboration with Multi Finance Companies	109
Standar Operation Procedures on Customer Fund Account (RDN) KB Bank	110
Policy on Employee Appointment of PT Bank KB Bukopin Tbk	111
Guidelines Concerning Treasury Dealer Limit Management PT Bank KB Bukopin Tbk	112
Policy Concerning Global Treasury PT Bank KB Bukopin Tbk	113
Policy on Business Travel	114
Guidelines of Credit Collateral Management at PT Multifilling Mitra Indonesia	115
Standard Operating Procedure on VIP Referral & Reward Priority Program	116
Guidance Mechanism on Opening a Pension Standby Account Without Attendance for etirees of Dapen Partners	117
Organization Roles and Responsibilities Policy PT. Bank KB Bukopin Tbk	118
Technical Instructions on Patch Management	119

Title	Policy Number
Technical Instructions for Teleworking	120
Technical Instructions for User Access Management	121
Guideline of Office Inventory Write Off & Sale in PT Bank KB Bukopin Tbk	122
High-level Policy of KB Bank Governance	123
INTRADAY KPEI Current Account Loan Program Product	124
Standard Operating Procedures of Intraday KPEI Current Account Loan	125
Guidelines on Building Safety	126
Information Security Management System Policy	127
Standard Operational Procedure Regarding Airport Executive Lounge & Airport Handling	128
Guideline on Withholding of Retirement Benefits for Pension Credit Installments with Withholding Assistance Partners (Banpot Partners) and Withholding Through KOPNUS	129
Take Over Pension Credit through Channeling Cooperation	130
Policy on Consumer Protection and Society PT Bank KB Bukopin Tbk	131
Guidance on Transaction Without Customer Presence	132
Guidelines of Management of AO Code and Transfer of Portfolio	133
Policy on Basic Salary Scale for Employees of PT Bank KB Bukopin Tbk	134
Policy on Remuneration of Foreign Workers	135
Policy on Regulation of Spiritual Travel Facilities for Employees of PT Bank KB Bukopin Tbk	136
Standard Operational Procedure on Application Of Speciment And Photos In Handling Customer Complaints & Savings Transactions	137
Standard Operational Procedure on Procedure onsh in Transit	138
Standard Operating Procedure on Debit Card Stock App	139
Standard Operational Procedure on Pension Customer Authentication	140
Policy on Employee Leave PT Bank KB Bukopin Tbk	141
Policy on Education Support	142
Guidelines on the Implementation of Business and Control Units in the Quality Control Department of PT Bank KB Bukopin Tbk	143
Pension Fund Regulation of KB Bukopin Bank Pension Fund	144
Standard Operating Procedure on Global Bonds	145
Standard Operating Procedure on Money Market	146
Halo KB Bank 14005 Guidelines	147
Guidelines on Special Forms	148

Title	Policy Number
KB Bank's Loan at Risk Portfolio Management Policy	149
SME Loan Take Over Guidelines	150
Guidelines for the Use of Approved List of Suppliers and Buyers	151
Guidelines on Current Account Analysis	152
Standart Operating Procedure on Fuel Card	153
Policy Regarding Outsource Management of PT Bank KB Bukopin Tbk	154
Policy on Collective Loan at Risk PT Bank KB Bukopin Tbk	155
Technical Instruction of Data Deletion and Factory Reset Windows OS	156
Standard Operating Procedure on the Implementation of Personal Loan Restructuring	157
Standard Operating Procedures On The Implementation of Consumer Credit Restructuring	158
Marketable Securities Guidelines	159
Guidelines on Cancellation of Retirement Business Credits	160
Policy on Making Agreements and Power of Attorney Agreements	161
Guidelines on SME Credit Process through Credit Regional Center (CRC)	162
Technical Guidance on Cybersecurity Management	163
Technical Guidance on Statement of Applicability of Information Management System ISO/IEC 27001:2013	164
Technical Guidance on the Business Impact Analysis Form	165
Technical Guidelines on Information Technology Service Continuity Management	166
Technical Guidelines on ITSCM Organization Role & Function Mapping	167
Guidelines on Cash Collateralized Loans (Back to Back Loan)	168
Standard Operating Procedure for Current Account	169
Bank Syariah Service Guidelines	170
Guidelines on the Implementation of Know Your Employee PT Bank KB Bukopin Tbk	171
Technical Guidance About Win 2016 Member Server OS Security System	172
Technical Guide to Linux Operating System Configuration	173
Technical Instructions on Windows 10 Operating System Security Configuration	174
Technical Guidelines on User Management and Password Management	175
Technical Guidance on Mapping the Tasks and Responsibilities of the ISMS Management Organization	176
Technical Guidelines on Information Security Incident Management	177
Technical Guidelines on Information Security Incident Management	178

Title	Policy Number
Technical Guidelines on Desktop/ Laptop Software	179
Standar Operating Procedure on Transaction Codes without Customer Presence	180
Technical Guidance on Selection of Fronting Vendors for Pension Credit	181
Technical Guidelines on Payment of Fronting Fees	182
Guidelines regarding Loan Temporary Extension Process (TE)	183
Technical Guidelines Regarding DPD Retail Credit Portfolio Management	184
Kebijakan Tentang Penerapan APU, PPT, dan PPPPSPM	185
Guideline on Write Off PT Bank KB Bukopin, Tbk	186
Technical Instruction of DTI Document, Recording and Data Log Retention	187
Standard Operationg Procedure About QRIS Management PT Bank KB Bukopin, Tbk	188
Policy on Office Network Classification	189
Guidelines Regarding Credit SME, Commercial, Corporate, and Korean Link PT. Bank KB Bukopin, Tbk	190
Standard Operating Procedures On Credit Card Collection	191
Standard Operating Procedure regarding Dormant Account	192
Standart Operating Procedure of Fraud Detection System	193
KBStar Application	194
Policy concerning Approval of Allowance for Impairment Losses Determination	195
Standard Operating Procedure on KB Bank Debit Card	196
Standard Operating Procedure on KB Bank Credit Card	197
Policy on Holiday Allowance (THR) for PT Bank KB Bukopin Tbk Employees	198
Policy of Training, Workshop and Socialization Implementation for Employees PT Bank KB Bukopin Tbk	199
Standard Operating Procedure on Compensation for Delayed Fund Transfers	200
Guidelines on EDC and Merchant Services	201
Guidelines on Insurance Management in the Framework of Credit & Asset Support for PT Bank KB Bukopin, Tbk	202
Technical Guidelines on ATM/Debit Card and Electronic Channel Fraud Control	203
Technical Guidelines on Credit Card and Fraud Control	204
Technical Guidelines on High Privilege User Management	205
Technical Guidelines on Finger Print Access Management	206
Technical Guidelines on Data Center Access	207

Title	Policy Number
Anti Fraud Strategy Policy	208
Guidelines on KB Bank Activities as Mutual Fund Selling Agents (APERD)	209
Guidelines on Foreclosed Collateral PT Bank KB Bukopin Tbk	210
Program Products on Debtor Current Account Loans MSME, Wholesale & Korean Link PT. Bank KB Bukopin, Tbk	211
Program Products about Payroll Loan	212
Guidance regarding Term Loan Review Process PT Bank KB Bukopin Tbk	213
Guidelines on the Implementation of Thematic Unit in the Quality Assurance Departement PT Bank KB Bukopin, Tbk	214
Techinichal Instructions of Source Code Control	215
Guidance on Implementation for Budget PIC	216
Guidelines on Bancassurance Activities Reference Business Model Outside the Framework of Bank Products (Telemarketing)	218
Guidelines on the Implementation of Anti-Money Laundering (AML), Prevention of Terrorism Financing (PPT) and Prevention of Weapons of Mass Destruction Proliferation (PPPSPM) Programs	219
Guidelines on Individual and Consolidated Risk Profile Assessment	220
Accounting Guidelines on Foreclosed Assets (AYDA) PT Bank KB Bukopin Tbk	221
Policy on Operational Risk Management of PT Bank KB Bukopin Tbk	222
Policy on Risk Appetite of PT Bank KB Bukopin, Tbk	223
High Level Policy Regarding Risk Management PT Bank KB Bukopin, Tbk	224
Policy on Recovery Action Plan of PT Bank KB Bukopin, Tbk	225
Standard Operational Procedure for Forex and Money Market Transaction Mechanisms on the Opics Application	226
Standard Operatioanl Procedures on Senior Bonds	227
Standard Operational Procedure Regarding Branch Development	228
Swamitra Standard Operating Procedure	229
Swamitra Loan Standard Operating Procedure	230
Technical Guidelines on Cooperation and Collection of Retail Loans by Third Parties	231
Technical Guidelines Regarding Stress Test Implementation for Risk Management	232
Policy on Utilization of Expatriates, Knowledge Transfer Program and Business Visits	5
Guidelines for SME Business Transaction at the End of the Month	29
Standard Operational Procedure for KB Bank Current Account	30
Policy Regarding Credit Committee Institution And Authority PT Bank KB Bukopin Tbk	32
Guidelines About Bank Indonesia Real Time Gross Settlement (BI-RTGS) System	34
Technical Instructions Regarding Calculating Allowance of Impairment Credit PT Bank KB Bukopin Tbk	37
Technical Instructions regarding Foreclosed Assets (AYDA)	38
SME Credit Rating Guidelines PT. Bank KB Bukopin, Tbk.	46

Title	Policy Number
Guidelines for Wholesale & Commercial Credit Rating PT Bank KB Bukopin, Tbk.	47
Standard Operating Procedure on Complain Tracking System (CTS) Application	49
Complain Tracking System (CTS) Application Guidelines	50
Product Program About Mortgage Express Take Over and Top Up From Take Over (Second Extension)	63
Service Guidelines and Customer Complaint Resolution	69
Guidelines regarding The Guarantee and Credit Collateral of KB Bank	94
Guidelines Regarding KB Bank Savings	100

2. Governance Process
   a. The Board of Directors carries out the governance process in accordance with the principles of GCG in carrying out its duties and responsibilities according to its authority, including:Menerapkan prinsip GCG berupa *Transparency, Accountability*, *Responsibility, Independency* dan *Fairness*.
      i) Implementing the principles of GCG in the form of Transparency, Accountability, Responsibility, Independence and Fairness.
      ii) Making strategic decisions based on the decisions of the Board of Directors Meeting which are stated in the minutes of the meeting and are well documented.
      iii) Holding several meetings together with the Board of Commissioners, Committees under the Board of Directors, and with related work units to discuss strategic issues and find solutions for improvement steps.
      iv) Having prepared the Bank's action plan requested by the OJK and has made a report on the realization of the action plan to the OJK in a timely manner.
      v) Preparing a comprehensive Quarterly Bank Business Realization Report.
      vi) Conducting a series of stress tests as the Bank's anticipatory steps towards future conditions, including: the end of the Covid restructuring and its impact on the Bank's liquidity and capital ratios, increasing GWM and DPK withdrawal simulations, conducting periodic NSFR and LCR calculations.
      vii) Following up on findings and recommendations from the results of SKAI examinations, External Audits, and supervision by authorized authorities, including preparing an action plan for the prevention and resolution of non-compliance event problems.
      viii) Carrying out other duties and responsibilities based on recommendations from the Regulator and direction/ advice from the Board of Commissioners while still referring to the provisions of the Company's Articles of Association and applicable laws and regulations.
   b. KB Bank is in the process of forming a special work unit responsible for prevention, fraud, and manipulation of financial information.
   c. KB Bank is carrying out several programs in order to strengthen corporate culture, Compliance, APU PPT, and Anti-Fraud, including the implementation of E-Learning Human Capital Morning Quiz, periodic branch socialization, and APU PPT training attended by the Board of Commissioners, Directors, and Executive Officers.
   d. Monitoring of macroprudential ratios and their fulfillment has been carried out.
   e. Strengthening the Bank's compliance function by making various efforts including reducing regulatory fines, fulfilling commitments to regulators, socializing new regulations through Bukopin Office Communication (BOC), IGRC, Focus Group Discussion (FGD), discussions in the Board of Directors meeting forum, discussions in the Risk Monitoring Committee (ROC/Audit Committee) forum, as well as monitoring the fulfillment of commitments, monitoring reports and fines by the Compliance Department.
   f. Carrying out credit examination activities both regularly in several branches and for special credit examinations.
   g. The Board of Commissioners has carried out the supervision process for the duties and responsibilities of the Board of Directors, including:
      i) Conducting periodic evaluations and monitoring of financial performance.
      ii) Discussing the Bank's strategic policies.
      iii) Ensuring follow-up to SKAI findings, follow-up to external audit reports, results of supervision by authorized authorities and matters relating to the Board of Directors' commitment to implementing GCG principles.
   h. All Committees supporting the implementation of the Board of Commissioners' duties have carried out their duties well and acted independently, namely by:
      i) Provide recommendations to the Board of Commissioners based on adequate analysis.
      ii) Coordination between the Committees under the Board of Commissioners with SKAI, Risk Management Work Unit and Compliance Work Unit is running well, this is reflected in the discussions carried out in order to evaluate the findings of SKAI, the implementation of

Risk Management and monitoring the implementation of the Compliance Function towards fulfilling commitments to the results of the OJK and Bank Indonesia examinations.

iii) There has been a firmness in sanctions for violations to create a Compliance Culture

3. Governance Outcome
   a. The existence of the Company's Articles of Association that are in accordance with applicable provisions.
   b. Disclosure of the 2023 Annual Report which contains information disclosure related to financial, non-financial reports, and implementation of governance that has been approved by the GMS on June 28, 2024.
   c. The Board of Commissioners and Directors of the Bank have carried out their duties and held meetings both individually and jointly in accordance with applicable provisions and administered each document of the minutes of the Meeting.
   d. The Bank reported the Report on the Use of Funds from PUT VI and PUT VII for the period of June 2024 on time in July 2024.
   e. As of December 2024, the Bank has realized the use of funds from the Limited Public Offering VI amounting to Rp6,968,767,192,583 with the following details:
      i) Investment related to IT development IDR 1,056,338,644,159;
      ii) expansion of new good quality credit of IDR 5,912,428,548,424
   f. As of December 2024, the Bank has realized the use of funds from the Limited Public Offering VII of Rp11,921,338,955,073 with the following details:
      i) additional investment to KB Bank Finance of IDR 592,000,000,000;
      ii) additional investment to KB Bank Syariah of IDR 698,000,000,000;
      iii) expansion of new good quality credit of IDR 10,649,338,955,073;
   g. The bank's fundamental financial ratios are still well maintained and in accordance with applicable regulations, namely as follows:

NO	Description	Parameter	December 2024
1	Capital Strengthening	CAR	16.87%
2	Liquidity strengthening	LCR	146.84%
3	Liquidity stability	NSFR	102.44%
4	Credit Quality	NPL Net	4.38%

   h. The Bank received an idAAA rating with a stable outlook from the credit rating agency Pefindo and AAA(idn) from Fitch Rating. This achievement shows that the Bank has reliability in terms of financial strength, stability, and various other advantages.
   i. KB Bank received the Green Economy Award from Detik Network for its role in supporting the Growth of the Electric Vehicle Ecosystem.
   j. KB Bank received the CNBC Indonesia Communication Strategists Awards in the Strategic Communication Excellence category.
   k. The Bank continues to build a compliance culture and risk culture by strengthening the Compliance Function, Risk Management, Internal Audit Function and Quality Assurance at all levels of the organization, including fulfilling and following up on the findings of internal and external auditors and other supervisory authorities.
   l. The Bank has implemented transparency of Financial and Non-Financial Reports periodically in accordance with applicable regulations and has provided and/or conveyed information regarding products and/or services that are accurate, honest, and clear, both through the KB Bank website and/or print media.
   m. The Internal Audit Work Unit and the Anti-Fraud Work Unit have carried out independent and continuous audits and monitoring in accordance with the annual audit work plan / risk-based audit and the established Anti-Fraud strategy plan.
   n. External Audit has acted objectively in conducting audits so that the audit results submitted to Management have described the KB Bank problems that will be followed up by KB Bank Management. The submission of the external audit results is submitted in a timely manner to the OJK.
   o. Carrying out continuous business process improvements, one of which is by regulating the credit approval process through Committee decisions. This is intended to improve the implementation of risk management at all levels of the organization involved in the Bank's credit activities and prevent abuse of authority or fraudulent actions by Employees.
   p. The Bank follows up on the results of the OJK and Bank Indonesia examinations in accordance with the commitment for the position of December 2024, with achievements according to the Bank's assessment as follows:
      i) Examination by OJK in 2024, Total achievement of Examination Follow-up for the position of December 2024 is 100%.
      ii) Audit by Bank Indonesia in 2024, Total achievement of Audit Follow-up as of December 2024 is 100%.
   q. The Bank fulfills data requests from OJK in the context of supervision carried out daily.
   r. The Bank follows up on the resolution of consumer complaints and periodically reports on consumer complaints to OJK.

Weaknesses in Implementing Governance

1. Governance Structure
   a. There are still PKO/SOPs that still need updating in connection with new regulations, changes in business processes and periodically the provisions require updating.
   b. There are several positions that are still held by alternates, and certification has not been fulfilled.

Problems Identification / Root causes are:
a. There are changes in systems and organizations and policies that are very numerous to be updated, priorities and human resources are needed.
b. There are changes in organizational structures and employees who are entering retirement.

In connection with this, the Bank has done the following to improve:
a. Ensuring SOPs are in accordance with the latest regulations by continuously monitoring and mapping the PIC policy owners and submissions for updating with time targets.
b. Fulfillment of human resource needs through internal talent or external hire

2. Governance Process
   a. The fulfillment of the Bank's commitment to the Regulator needs to be improved, including accuracy and speed that require Active Supervision from the Board of Directors and Board of Commissioners.
   b. he realization of the RBB is still not optimal to fulfill the regulator's commitment.
   c. There are still errors/corrections made in filling out reports to the OJK, including reporting the Integrated General Bank Report (LBUT) and APOLO. As well as delays in responding quickly to letters regarding the action plan from the OJK.

   Problems Identification / Root causes are:
   a. Lack of compliance culture from employees and less than optimal sanctions.
   b. Lack of monitoring strategy for achieving the realization of the RBB.
   c. Human error, manual processes, lack of supervision.

   In connection with this, the Bank has done the following to improve:
   a. Socialization of Guidelines for fulfilling data and information requests for supervision and inspection and socialized to employees to be understood, and the Board of Directors through Board of Directors meetings monitors the fulfillment of all Bank commitments to the Regulator so that they are fulfilled on time.
   b. Strict monitoring, improvement of KPIs, and increasing rewards and punishments for employees
   c. Improving coordination and communication between units by conducting focus group discussions and good monitoring.

3. Governance Outcome
   a. There are several strategic targets of the Bank that have not been achieved, including:
      i) Settlement of Bad Assets
      ii) Improvement of Good Bank
      iii) Development of office network technology infrastructure and HR
      iv) Increase in Bank capital
   b. There are still fines as a result of inaccurate and imprecise reporting to regulators.
   c. There is an excess of BMPK until December 2024.
   d. There is a delay in the Audited Financial Report for the 2023 fiscal year
   e. There is a delay in the NGBS (SHINE) project

   Problems Identification / Root causes are:
   a. Lack of evaluation of the implementation and improvement of strategies and business processes to ensure the Bank's performance is in accordance with the Bank's Business Plan.
   b. Need to improve the quality of the Bank's information system management and monitoring through supervision.
   c. Replacement of Public Accounting Firm
   d. The old contractor was unable to complete the work according to the agreed timeline at the beginning, so as a solution, the contractor was replaced

   In connection with this, the Bank has done the following to improve:
   a. The latest Bank Business Plan for 2024 has been prepared and submitted to the OJK, including preparing an action plan for resolving low-quality credit to the OJK
   b. Data input and reporting have been suggested in the SHINE project, so that all data is integrated with each other.
   c. Establishing a strategy for core capital recovery and reducing BMPK through an action plan that has been submitted to the OJK in May 2024, the commitment to complete the BMPK excess was completed in December 2024, but until the completion deadline (December 2024) it has not been fulfilled. The Bank has made a request for an extension of the fulfillment period until June 2025 through letter No. 32963/PDI/XII/2024 dated December 6, 2024 by creating a more detailed and detailed action plan.

Results of Self-Assessment on Implementation of Governance

In 2024, based on the findings and results of the analysis as described above, the implementation of good corporate governance at KB Bank is categorized as “Good”. This is as reflected in adequate compliance with the principles of good corporate governance. Weaknesses found in the implementation of good corporate governance in general are less significant and can be resolved with normal actions by Bank Management. Thus, KB Bank GCG rating is Rank 2 (Good)

Soundness Rating of Banks

The Bank's soundness level reflects the results of an assessment of the Company's condition regarding the Bank's risks and performance which can be seen from the final ranking of the assessment results based on OJK Regulation No. 17 of 2023 concerning the Implementation of Governance for Commercial Banks, and OJK Circular No. 14/SEOJK.03/2017 dated March 17, 2017 regarding Assessment of the Soundness Level of Commercial Banks using a risk approach (Risk-based bank rating) which includes four factors, namely:

1. Risk Profile;
2. Good Corporate Governance;
3. Profitability;
4. Capital.

Risk profile report is one of the important factors in assessing the health level of a Bank. Every bank is required to submit quarterly risk profile reports in March, June, September, and December to the Financial Services Authority. The report is prepared using a self-assessment using a risk approach (risk based Bank rating), as regulated in Financial Services Authority Circular Letter No. 14/SEOJK.03/2017 dated March 17, 2017 concerning the Assessment of the Soundness Level of Commercial Banks. From the results of the quarterly risk profile self-assessment submitted to the Financial Services Authority, for December 2024, the Bank's overall composite risk rating is at P2.



CONFORMITY OF GCG IMPLEMENTATION TO PUBLIC COMPANY GOVERNANCE GUIDELINES

Based on OJK Regulation no. 21/POJK.04/2015 concerning Public Company Governance and OJK Circular Letter No. 32/SEOJK.04/2015, there are 5 aspects, 8 principles and 25 recommendations for implementing Good Corporate Governance. These recommendations serve as standards that must be applied by the Company in implementing aspects and principles of Good Corporate Governance in accordance with the Governance Guidelines.

No.	Principles	Recommendations	Explanation of Implementation at KB Bank	Description
I	**Aspect 1: Public Company Relations with Shareholders in guaranteeing the rights of Shareholders**			
	Principle 1 Increasing the Value of Holding a GMS	1. Company has a method or technical procedure for voting (open or closed voting) that prioritizes independence, and the interests of shareholders.	The Bank regulates the mechanism or procedure for collecting votes in the Company's Articles of Association which prioritizes the independence and interests of shareholders in accordance with the POJK General Meeting of Shareholders	Fulfilled
		2. All members of the Board of Directors and Board of Commissioners of the Public Company are present at the Annual GMS	All Directors and Board of Commissioners were present at the Annual GMS, either face-to-face and/or via video conference	Fulfilled
		3. A summary of GMS minutes is available on the Public Company Website for at least 1 (one) year.	The Bank has provided the minutes of the GMS on the website in the Investor Relations section	Fulfilled
	Principle 2 Improving the Quality of Public Company Communication with Shareholders or Investors.	4. Public Company has a communication policy with shareholders or investors.	The Bank has special communication facilities for shareholders and other stakeholders in the form of corporate secretary e-mail and investor relations.	Fulfilled
		5. The Public Company discloses the Public Company's communication policy with shareholders or investors on the Website	The bank has included the corporate secretary and investor relations e-mail on the website as a means of communication between the company and stakeholders.	Fulfilled

No.	Principles	Recommendations	Explanation of Implementation at KB Bank	Description
II	**Aspect 2: Function and Role of the Board of Commissioners**			
	Principle 3 Strengthening the Membership and Composition of the Board of Commissioners	6. Determination of the total of members of the Board of Commissioners considers the condition of the Public Company.	The Company determines the number of members of the Board of Commissioners in accordance with POJK Governance and other applicable regulations	Fulfilled
		7. Determination of the composition of the members of the Board of Commissioners takes into account the diversity of expertise, knowledge and experience required.	The company determines the member composition of the Board of Commissioners takes the diversity, expertise, knowledge and experience required into account in accordance with POJK Governance and other applicable regulations.	Fulfilled
	Principle 4 Improving the Quality of Duties and Responsibilities Implementation of the Board of Commissioners	8. The Board of Commissioners has a Self Assessment policy to assess the performance of the Board of Commissioners.	In accordance with Decree No. 005 of 2021 concerning Guidelines and Work Rules for the Board of Commissioners of PT. Bank KB Bukopin Tbk dated 29 June 2021 that the Board of Commissioners is obliged to carry out a self-assessment which has been described in the performance assessment section of the Board of Commissioners of this Annual Report.	Fulfilled
		9. Self-assessment policy to assess the performance of the Board of Commissioners, is disclosed through the Annual Report of the Public Company.	Self-assessment to assess the performance of the Board of Commissioners is disclosed in the performance assessment section of the Board of Commissioners of this Annual Report.	Fulfilled
		10. The Board of Commissioners has a policy regarding the resignation of members of the Board of Commissioners if they are involved in financial crimes.	Any proposal for appointment and/ or replacement of members of the Board of Commissioners/Directors to the GMS must take into account the recommendations of the Remuneration and Nomination Committee and obtain approval as regulated in Decree 0272 of 2017 concerning PT Bank KB Bukopin Tbk Good Corporate Governance Guidelines dated 10 February 2017. Explained in the provisions that members of the Board of Commissioners/ Board of Directors must never be punished for committing a criminal act that is detrimental to the State's finances and/or the financial sector.	Fulfilled
		11. The Board of Commissioners or the Committee that carries out the Nomination and Remuneration function shall formulate a succession policy in the process of nominating members of the Board of Directors.	The appointment and dismissal of the Company's Directors is carried out based on the principles of professionalism and GCG. The Company refers to Financial Services Authority Regulation Number 17 of 2023 concerning Implementation of Governance for the Public. A description of the succession policy in the nomination process for members of the Company's Directors has been disclosed in the Directors' Succession section of this Annual Report.	Fulfilled

No.	Principles	Recommendations	Explanation of Implementation at KB Bank	Description
	Aspect 3: Function and Role of Board of Directors			
III	**Principle 5 Strengthening the Membership and Composition of Board of Directors.**	12. Determination of the total of members of the Board of Directors considers the condition of the Public Company and its effectiveness in decision making.	All members of the board of directors have adequate competence and are relevant to their position to carry out their duties and responsibilities in carrying out their duties and responsibilities. Based on observations of the curriculum vitae of members of the board of directors, it appears that the directors have integrity and competence that supports the implementation of their duties as bank directors. One of the ways this is revealed is the track record of a clear career path at the bank and participation in various training and certifications.	Fulfilled
		13. Determination of the composition of members of the Board of Directors pays attention to the diversity of expertise, knowledge, and experience needed.	The company's financial reports are prepared by referring to generally accepted financial accounting standards in Indonesia and have been signed by the Company's Board of Directors.	Fulfilled
		14. Members of the Board of Directors in charge of the field accounting or finance have expertise and/or knowledge in accounting.	All members of the board of directors have adequate and relevant competencies for their position to carry out their duties and responsibilities in carrying out their duties and responsibilities. Based on observation of the curriculum vitae of members of the board of directors, it appears that the directors have integrity and competence that supports the implementation of their duties as bank directors. One of the ways this is revealed is the existence of a track record of a clear career path at the bank and participation in various training and certifications.	Fulfilled

No.	Principles	Recommendations	Explanation of Implementation at KB Bank	Description
III	**Principle 6 Improving the Quality of Implementation of Directors' Duties and Responsibilities**	15. The Board of Directors has the Self-Assessment policies to assess the performance of the Board of Directors.	Referring to Decree No.0404 of 2020 dated 30 December 2020, the Board of Directors is obliged to carry out a Self-Assessment Policy through the Key Performance Indicator (KPI) assessment system as described in the Directors' performance assessment section of this Annual Report.	Fulfilled
		16. The self-assessment policies to assess the performance of the Board of Directors are disclosed through the annual report of the Public Company.	The self-assessment of the directors' performance has been disclosed in the directors' performance assessment section of this annual report.	Fulfilled
		17. The Board of Directors has policies related to the resignation of members of the Board of Directors when involved in financial	The policy regarding the resignation of members of the Board of Directors is regulated in Decree 0272 of 2017 concerning PT Bank KB Bukopin Tbk Good Corporate Governance Guidelines dated 10 February 2017. (*will be updated in accordance with POJK No. 17 of 2023 concerning the Implementation of Governance for Commercial Banks.	Fulfilled
	Principle 7 Improving Corporate Governance Aspects through Stakeholder Participation	18. Public Company has a policy to prevent Corporate Governance insider trading.	Policies related to Insider Trading are regulated Fulfilled in Decree 0056 of 2022 concerning Share Ownership Policy for Directors, Board of Commissioners and Employees of PT Bank KB Bukopin, Tbk	Fulfilled
		19. Public Company has anti-corruption and anti-fraud policies.	KB Bank has an anti-fraud policy and other policies related to anti-corruption, including Decree No.0165 of 2021 concerning anti-bribery and Corruption Policy dated December 3, 2021.	Fulfilled
		20. Public Company has a policy regarding the selection and enhancement of the capability of suppliers or vendors.	The Company has a policy regarding the selection and improvement of vendor capabilities through the Operational Activity Guidelines. The guidelines are Circular Letter No.164/DIR/VI/2020 concerning Guidelines for Operational Activities - Procurement of Goods and Services.	Fulfilled
		21. Public Company has a policy regarding the fulfillment of creditor rights.	The Company has established Whistleblowing Fulfilled Guidelines through Decree No. 1291/2018.	Fulfilled
		22. Public Company has a Whistleblowing system policy.	Decree No.0205 of 2023 on Whistleblowing Fulfilled System (WBS) Policy dated November 9, 2023	Fulfilled
		23. Public Companies have a long-term incentive policy for Directors and employees.	None	Unfulfilled

No.	Principles	Recommendations	Explanation of Implementation at KB Bank	Description
	Aspect 5: Information Disclosure			
		24. Public Company makes greater use of information technology in addition to the Website as a medium for information disclosure.	The company has social media accounts. They are the Newspapers and the Indonesian Stock Exchange Website	Fulfilled
V	**Principle 8 Improving the Implementation of Information Disclosure**	25. The Annual Report of Public Company discloses the ultimate beneficial owner in the ownership of a Public Company share of at least 5% (five percent), in addition to the disclosure of the ultimate beneficial owner in the ownership of the shares of the Public Company through the main and controlling shareholders	KB Bank every month reports share ownership of more than 5% to the Stock Exchange Authority and has disclosed it in this Annual Report.	Fulfilled



CORPORATE GOVERNANCE STRUCTURE AND MECHANISM

The Corporate Governance Structure of KB Bank follows the Law of the Republic of Indonesia no. 40 of 2007 concerning Limited Liability Companies (UU PT). The Company's organs consist of the General Meeting of Shareholders (GMS), Board of Commissioners and Directors. The management system adopts a two-tier system, namely the Board of Commissioners and Directors, which has clear authority and responsibility in accordance with statutory regulations.

Each organ has an important role in implementing GCG and carrying out its functions, duties and responsibilities for the benefit of the Company. To maximize the function of the main organ, KB Bank is supported by supporting organs, including Committees under the Board of Commissioners, Company Secretary, Internal Audit Unit (SKAI), and Directors Committee under the Board of Directors.

The Board of Commissioners Committee which was formed to assist and improve the supervisory function carried out by the Board of Commissioners, consists of:
1. Audit Committee;
2. Risk Monitoring Committee;
3. Remuneration & Nomination Committee;
4. Integrated Governance Committee.

Meanwhile, the Board of Directors together with the Bank's management are tasked with managing, controlling and being responsible for the implementation of governance at KB Bank, assisted by the Corporate Secretary, Internal Audit (SKAI) and the Board of Directors Committee, consisting of:
1. Risk Management Committee;
2. Asset and Liability Committee (ALCO);
3. Information Technology Steering Committee;
4. Credit Restructuring Committee;
5. Problem Loan Settlement Committee;
6. Credit Committee;
7. Foreign Exchange Committee;
8. IT Support Committee;
9. Internal Control and Anti-Fraud Committee.

KB Bank Governance Structure

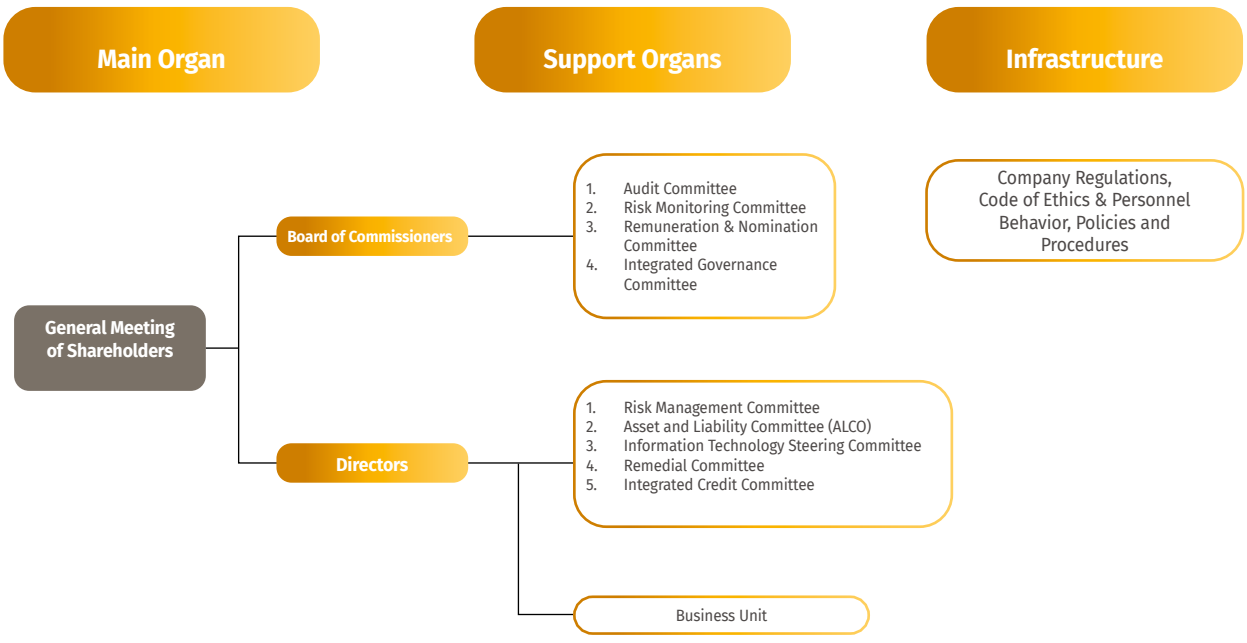

The following is a list of policies and SOPs owned by KB Bank:

Policy/SOP	Description
Code of Ethics	• Policy Number 108 of 2024 concerning the Consumer Protection Code of Ethics of PT Bank KB Bukopin Tbk • Decree of the Board of Directors No. 004 of 2023 concerning the Code of Ethics of PT Bank KB Bukopin Tbk • Decree of the Board of Directors No. 0158 of 2022 concerning the Treasury Code of Ethics of PT Bank KB Bukopin Tbk
Credit Lending Guidelines	Guideline No. 190 of 2024 on SME, Commercial, Corporate, and Korean Link Credit of PT Bank KB Bukopin Tbk
Board of Commissioners & Supporting Committee Work Guidelines	• Decree of the Board of Commissioners Number 005 of 2021 concerning Guidelines and Work Rules of the Board of Commissioners • Decree of the Board of Commissioners No. 004 of 2019 concerning Guidelines and Work Rules of the Audit Committee of PT Bank Bukopin Tbk • Decree of the Board of Commissioners No. 005 of 2019 concerning Guidelines and Work Rules of the Risk Monitoring Committee of PT Bank Bukopin Tbk • Decree of the Board of Commissioners No. 001 of 2019 concerning Guidelines and Work Rules of the Remuneration and Nomination Committee of PT Bank Bukopin Tbk
Board of Directors Work Guidelines	• Board of Directors Circular Letter Number SE/196/DIR/XII/2022 concerning Guidelines and Work Rules of the Board of Directors of PT Bank KB Bukopin Tbk • Policy Number 032 of 2024 concerning Institutions and Authorities of the Credit Committee • Board of Directors Circular Letter Number SE/183/DIR/IX/2018 concerning the Bank Bukopin Credit Policy Committee • Board of Directors Decree Number 0128 of 2023 concerning the Risk Management Committee Charter of PT Bank KB Bukopin Tbk • Policy Number 102/K-ITGV/DTI of 2023 concerning the Information Technology Steering Committee
Internal Audit Charter	Board of Directors Decree No. 0146 of 2022 on the Internal Audit Charter of PT Bank KB Bukopin Tbk
Risk Management Guidelines	High Level Policy No. 224 of 2024 on Risk Management of PT Bank KB Bukopin Tbk
Gratification Management Guidelines	Board of Directors Decree No. 0165 of 2020 on Anti-Bribery and Corruption Policy
Whistleblowing System	Guideline No. 095 of 2024 on the Whistleblowing System (WBS) of PT Bank KB Bukopin Tbk
Other Guidelines	• Articles of Association, PT Bank KB Bukopin Tbk • Policy No. 001 of 2023 on Hierarchy & Governance of Internal Provisions of PT Bank KB Bukopin Tbk

Corporate Governance Mechanism

KB Bank is committed to implementing GCG principles as part of its operational foundation. This commitment is manifested through policies and procedures that are consistently applied in every aspect of the Company's operations.

The implementation of GCG is not just compliance with regulations, but has become a work culture that is inherent in all levels of the organization. From management to employees, every individual has the responsibility to understand and apply GCG principles in every decision and activity.

To maintain the effectiveness of the policy, KB Bank routinely evaluates and adjusts to stay in line with industry dynamics, the latest regulations, and best practices in the banking sector. This evaluation process involves various parties within the company to ensure that the policies implemented remain relevant and provide optimal benefits.

More than just implementation, KB Bank also emphasizes the importance of communication and socialization of GCG policies to all employees. Various initiatives such as training, internal discussions, and the use of company communication media are carried out to strengthen the understanding and application of GCG principles in every line of business. Thus, KB Bank can continue to maintain transparency, accountability, and the trust of stakeholders.

GENERAL MEETING OF SHAREHOLDERS

The General Meeting of Shareholders (GMS) at KB Bank serves as the highest forum equipped with special rights and authority, in accordance with the provisions stipulated in statutory regulations and the Bank's Articles of Association. Its main function is as an effective communication medium between the Board of Directors, Board of Commissioners and shareholders.

In each GMS, shareholders have the opportunity to ask questions and get answers to various issues related to the Bank's policies, performance and strategic direction. This allows shareholders to gain a deeper understanding of the various aspects that influence the Bank's performance and prospects. Apart from being a means for communication, the GMS is also an opportunity to maintain transparency and accountability of Bank management to shareholders. In this way, decisions taken by the Board of Directors and Board of Commissioners can be accounted for clearly and in accordance with the interests of shareholders.

The entire GMS process also reflects the Bank's commitment to ensuring that the principles of good corporate governance are applied consistently, ensuring that all parties involved in decision making are within the established corridors, and ensuring that the interests of shareholders are well safeguarded.

The Company's GMS is held with reference to provisions including:
1. Law No. 40 of 2007 concerning Limited Liability Companies;
2. OJK Regulation No. 15/POJK.04/2020 dated April 20, 2020 concerning Plans and Implementation of the General Meeting of Shareholders of Public Companies;
3. OJK Regulation No. 16/POJK.04/2020 dated April 20, 2020 concerning the Implementation of Electronic General Meetings of Shareholders of Public Companies; And
4. OJK Regulation No. 17 of 2023 concerning Implementation of Governance for Commercial Banks.

Shareholders

Shareholders are individuals or legal entities who legally own Bank shares. Shareholders do not intervene in the functions, duties and authority of the Board of Commissioners and Directors. As of December 31, 2024, the composition of KB Bank Shareholders is as follows:



Type of GMS

In the Articles of Association of the Company, it is stated that there are 2 (two) types of GMS in the Company:

1. Annual GMS
   This GMS is held no later than 6 (six) months after the end of the fiscal year. The main agenda of the Annual GMS consists of submitting the Financial Statement and Annual Report from the Board of Directors to be ratified and approved by Shareholders, appointing a Public Accounting Firm for the next year, deciding on the use of profits, appointing or dismissing members of the Board of Directors or members of the Board of Commissioners and deciding on other matters required.
2. Extraordinary GMS
   The implementation of the Extraordinary GMS can be held at any time according to the needs of the Company by the Board of Directors or the Board of Commissioners, at the request of the Shareholders.

Authority of GMS

The GMS has authority not given to the Board of Directors or the Board of Commissioners, within the limits specified in Law No. 40 of 2007 concerning Limited Liability Companies and/or the Company's articles of association. The authority of the GMS includes:

1. Evaluating the performance of the Board of Commissioners and the Board of Directors.
2. Approving amendments to the Articles of Association.
3. Approving the Board of Directors' Report, the Board of Commissioners' Supervisory Report and the Company's Financial Statement.
4. Determining the allocation of profit use.
5. Appointing and determining the cost of public accountant services.
6. Determining the amount and type of compensation and facilities for management.
7. Approving the Annual Report including the Company's Financial Statement and the Supervisory Report of the Board of Commissioners of the Company and providing compensation and discharge of responsibility (acquit et decharge) to members of the Board of Directors and the Board of Commissioners for the management and supervision actions that have been carried out by each.
8. Granting power and authority to the Board of Directors to determine and pay final dividends.
9. Making decisions regarding the organizational structure, for example changes to the Articles of Association, mergers, amalgamations, separations, dissolutions and liquidations of the Company.
10. Appointing and/or changing the composition of the members of the Board of Directors and Board of Commissioners.
11. Deciding on remuneration, namely: determination of salaries, other allowances, and honorariums of the Company's Board of Directors and Board of Commissioners.
12. Approving transactions that contain conflicts of interest.
13. Granting power and authority to the Board of Commissioners to appoint a Public Accounting Firm (KAP) by considering the recommendations of the Audit Committee.

Shareholder Rights

Shareholder rights in accordance with Law No. 40 of 2007 are as follows: :

1. Receiving stock dividends on terms and conditions in accordance with the resolution of the GMS.
2. Participating in making decisions at the GMS based on the applicable terms and conditions and the GMS Rules.
3. Obtaining information regarding the GMS Rules and voting procedures in the GMS.

Procedure For Holding GMS

1. Extraordinary General Meeting of Shareholders (hereinafter referred to as "Meeting") will be held in Indonesian language.
2. In accordance with Article 12 paragraph 7 of the Company's Articles of Association, the Meeting will be chaired by a Member of the Board of Commissioners appointed by the Company's Board of Commissioners.
3. All meetings are discussed on an ongoing basis.
4. After finishing discussing each meeting, the Chairperson of the Meeting will provide the opportunity for shareholders or their proxies to submit questions opinions, proposals or suggestions before voting on matters relating to the Meeting event discussed.
5. The right to ask for questions and/or opinions at the Meeting are only the shareholders of the Company or their legal proxies whose names are registered in the Register of Shareholders of the Company the day before the notice date of GMS.
6. Questions: Shareholders who want to ask questions, are welcome to raise their hands and fill out the question form that has been distributed. The clerk will collect the form that has been filled out by the questioner, which includes the name, total of shares owned or represented and the questions. After the questioner has asked questions through the form, the Chairperson will answer or respond. Questions that will be answered are questions that are directly related to the Meeting.
7. Voting Rights
   a. Only the Company's shareholders whose names are recorded in the Register of Shareholders of the Company one day prior to the notice date or their attorney are entitled to vote.
   b. Each share gives the holder the right to issue 1 (one) vote.

Meeting Resolutions are made by deliberation to reach consensus. If deliberations to reach consensus are not reached, a vote will be held later.

Quorum Terms

A General Meeting of Shareholders can be held if it is attended by Shareholders representing more than ½ (one half) of the total of shares with valid voting rights issued by the Company. If the quorum as intended is not achieved, a second GMS shall be called. The second GMS shall be valid and entitled to make binding decisions if attended by Shareholders representing at least 1/3 (one third) of the total of shares with valid voting rights issued by the Company.

Implementation of the 2024 GMS

KB Bank has submitted the GMS notification to OJK, as attached below:

1. Letter No. 19416/DIR/XII/2022 dated December 11, 2022 regarding Notification of the Agenda of the Extraordinary General Meeting of Shareholders (LB GMS) of PT Bank KB Bukopin Tbk and Letter No. 00014/DIR/I/2024 dated January 02, 2024 regarding Notification of Amendments to the Explanation of the Agenda of the Extraordinary General Meeting of Shareholders (LB GMS) of PT Bank KB Bukopin Tbk.
2. Letter No. 08931/DIR/V/2024 dated May 15, 2024 regarding the Notice of Agenda for the 2024 Annual General Meeting of Shareholders (AGM) of PT Bank KB Bukopin Tbk.

2024 Annual GMS

In 2024, KB Bank held an Annual GMS on June 28, 2024 and the implementation process was in accordance with the mechanisms stated in POJK No. 15/POJK.04/2020 dated April 20, 2020 concerning the Plans and Implementation of General Meetings of Shareholders of Public Companies and No.16/POJK.04/2020 dated April 20, 2020 concerning the Implementation of Electronic General Meetings of Shareholders of Public Companies as well as the provisions of the Articles of Association of KB Bank

Resolution of the 2024 Annual GMS

The main resolution of KB Bank 2024 Annual General Meeting of Shareholders are as follows:

Notification	Announcement	Notice	Implementation	Results and Resolutions
KB Bank has submitted notification of the agenda of the Annual GMS to OJK on date/month/year as stated in letter No 08931/DIR/V/2024	KB Bank has announced the Annual GMS on May 22, 2024 on the Company's website, Stock Exchange Web and e-GMS website	KB Bank has made notice for the Annual GMS on June 6, 2024 on the Company's website, Stock Exchange Web and e-GMS website	KB Bank held its Annual GMS on Friday, June 28, 2024 at the Best Western Premier Hotel The Hive Dorsata 1-2 Meeting Room, 3rd Floor, Jalan DI. Panjaitan Kav. 3-4, East Jakarta	Summary of the Minutes of the Annual GMS has been announced on July 2, 2024 on the Company's website, the Stock Exchange website and the e-GMS provider website.

First Meeting Agenda	Approval of the Company's Annual Report including the Supervisory Duty Report carried out by the Board of Commissioners for the 2023 Fiscal Year and ratification of the Consolidated Financial Statements for the 2023 Financial Year, as well as granting full release and discharge (acquit et de charge) to the Company's Board of Commissioners and Board of Directors for the supervisory and management actions carried out in the 2023 Fiscal Year.		
Number of Shareholders Asking Questions	Throughout the Meeting Agenda, there were no questions from Shareholders and/or Proxies/Shareholder Representatives.		
Decision Making	By Voting		
		Total (Shares)	(Percentage)
	Present Votes	160,973,246,476	100.0000000%
	Disagreeing Votes	300	0.0000002%
	Abstain Votes	8,423	0.0000052%
	Agreeing Votes	160,973,237,753	99.9999946%
	Total Agreeing Votes	160,973,246,176	99.9999998%

Meeting Resolution	1. Approve and accept the Company's Annual Report including the Supervisory Duty Report carried out by the Board of Commissioners for the Fiscal Year ending on December 31, 2023 and ratify the Consolidated Financial Statements for the Fiscal Year ending on December 31, 2023 which have been audited by the Mirawati Sensi Idris Public Accounting Firm, in accordance with Report No. 00388/3.0478/AU.1/07/1671-3/1/V/2024 dated May 20, 2024 with a Fair Opinion in All Material Matters, the financial position of PT Bank KB Bukopin, Tbk and its subsidiaries as of December 31, 2023 and the consolidated financial performance and cash flow for the year ended on that date, in accordance with Financial Accounting Standards in Indonesia. 2. Grant full release and discharge (acquit et decharge) to the Company's Board of Commissioners and Board of Directors for the supervisory and management actions that have been carried out during the fiscal year ending on December 31, 2023, to the extent that such actions do not constitute a criminal act and such actions are reflected in the Company's Annual Report and Consolidated Financial Statements for the fiscal year ending on December 31, 2023.
Follow up/Realization	Has been realized

Second Meeting Agenda	Appointment of Public Accountant and/or Public Accounting Firm to Audit the Company's Financial Report for the 2024 Fiscal Year along with the determination of their honorarium.
Number of Shareholders Asking Questions	Throughout the Meeting Agenda, there were no questions from Shareholders and/or Proxies/Shareholder Representatives.
Decision Making	By Voting

	Total (Shares)	(Percentage)
Present Votes	160,973,246,476	100.0000000%
Disagreeing Votes	2,059,978	0.0012797%
Abstain Votes	8,623	0.0000054%
Agreeing Votes	160,971,117,875	99.9987149%
Total Agreeing Votes	160,973,186,498	99.9987203%

Meeting Resolution	1. Approving to delegate authority to the Company's Board of Commissioners to appoint a Public Accountant and/or Public Accounting Firm to conduct an Audit of the Company's Consolidated Financial Statements for the 2024 Fiscal Year and/or other periods in the 2024 Fiscal Year for the purposes and interests of the Company. 2. Approve the granting of authority and power to the Company's Board of Commissioners to determine the amount of audit service fees, additional scope of work required and other reasonable requirements for the Public Accountant and/or Public Accounting Firm. 3. 3Grant authority and power to the Company's Board of Commissioners to appoint a replacement Public Accountant and/or Public Accounting Firm in the event that the appointed Public Accountant and/or Public Accounting Firm for any reason cannot complete the audit of the Company's and Subsidiaries' Consolidated Financial Statements for the 2024 Fiscal Year, including determining the audit service fees and other requirements for the replacement Public Accounting Firm.
Follow up/Realization	Has been realized

Third Meeting Agenda	Approval of the determination of honorarium, salary and/or allowances for the Company's Board of Commissioners and Directors for the 2024 Fiscal Year.
Number of Shareholders Asking Questions	Throughout the Meeting Agenda, there were no questions from Shareholders and/or Proxies/Shareholder Representatives.
Decision Making	By Voting

	Total (Shares)	(Percentage)
Present Votes	160,973,246,476	100.0000000%
Disagreeing Votes	318,300	0.0001977%
Abstain Votes	8,423	0.0000052%
Agreeing Votes	160,972,919,753	99.9997970%
Total Agreeing Votes	160,972,928,176	99.9998023%

Meeting Resolution	Approved to delegate authority to the Company's Board of Commissioners to determine the Remuneration package for Members of the Company's Board of Commissioners and the Company's Board of Directors with a maximum total amount of IDR 20,000,000,000 (twenty billion Rupiah) per fiscal year for all members of the Board of Commissioners and with a maximum total amount of IDR 89,000,000,000 (eighty-nine billion Rupiah) per fiscal year for all members of the Board of Directors, the allocation of which is delegated to the Board of Commissioners by considering the Company's performance and financial condition as well as the recommendations of the Remuneration and Nomination Committee.
Follow up/Realization	Has been realized

Fourth Meeting Agenda	Report on Realization of Use of Limited Public Offering Funds.
Number of Shareholders Asking Questions	Throughout the Meeting Agenda, there were no questions from Shareholders and/or Proxies/Shareholder Representatives.
Decision Making	Considering that the Fourth Meeting Agenda is a report, no decisions were taken.
Meeting Resolution	-
Follow up/Realization	Has been realized

Fifth Meeting Agenda	Approval of Amendments to the Company's Articles of Association
Number of Shareholders Asking Questions	Throughout the Meeting Agenda, there were no questions from Shareholders and/or Proxies/Shareholder Representatives.
Decision Making	By Voting

	Total (Shares)	(Percentage)
Present Votes	160,973,246,476	100.0000000%
Disagreeing Votes	3,323,103,224	2.0643823%
Abstain Votes	8,823	0.0000055%
Agreeing Votes	157,650,134,429	97.9356122%
Total Agreeing Votes	157,650,143,252	97.9356177%

Meeting Resolution	1. Approving the amendment to the Company's Articles of Association in order to comply with the Financial Services Authority Regulation Number 17 of 2023 concerning the Determination of Governance for Commercial Banks and based on proposals from Shareholders. 2. Granting power and authority to the Company's Board of Directors with the right of substitution to re-draft all provisions of the Company's Articles of Association and take all actions in connection with matters relating to the amendment to the Articles of Association by taking into account the Company's Articles of Association and applicable laws and regulations and stating the decisions of the Meeting in a separate official deed before a Notary including but not limited to obtaining approval from and/or notifying the results of the Meeting's decisions to the Minister of Law and Human Rights.
Follow up/Realization	Already realized in accordance with the Company's Articles of Association No.177 Dated 28 June 2024

Sixth Meeting Agenda	Approval of Amendments to the Company's Articles of Association.
Number of Shareholders Asking Questions	Throughout the Meeting Agenda, there were no questions from Shareholders and/or Proxies/Shareholder Representatives.
Decision Making	By Voting

	Total (Shares)	(Percentage)
Present Votes	160,973,246,476	100.0000000%
Disagreeing Votes	2,059,978	0.0012797%
Abstain Votes	8,423	0.0000052%
Agreeing Votes	160,971,178,075	99.9987151%
Total Agreeing Votes	160,971,186,498	99.9987203%

Meeting Resolution	1. Approving the respectful resignation of Mr. Eugene K. Galbraith as Independent Commissioner and end the term of office of Mr. Sukriansyah S. Latief, as Independent Commissioner effective as of the Closing of the Meeting, giving the highest gratitude and appreciation for all services and dedication that have been given to the Company. 2. Approving the reappointment of Mr. Jerry Marmen as President Commissioner and Mr. Stephen Liestyo as Independent Commissioner of the Company, for a period of 3 (three) years from the closing of the Meeting until the closing of the Annual General Meeting of Shareholders in 2027. 3. Respectfully approving the resignation of Mr. Young Eun Moon as Director of the Company and Mr. Yohanes Suhardi as Director of the Company, effective as of the closing of the Meeting, giving the highest gratitude and appreciation for all services and dedication that have been given to the Company. 4. Approving the reappointment of Mr. Robby Mondong as Deputy President Director of the Company and Mr. Henry Sawali as Director of the Company, for a period of 3 (three) years from the closing of the Meeting until the closing of the Annual General Meeting of Shareholders in 2027. 5. Furthermore, the composition of the members of the Board of Commissioners and Board of Directors of the Company is as follows: Board of Commissioners President Commissioner: Jerry Marmen Deputy President Commissioner: Seng Hyup Shin* Commissioner: Nanang Supriyatno Independent Commissioner: Stephen Liestyo Independent Commissioner: Tippy Joesoef Independent Commissioner: Hae Wang Lee Board of Directors President Director: Woo Yeul Lee Vice President Director: Robby Mondong Director: Dodi Widjajanto Director: Henry Sawali Director: Jung Ho Han Director: Jang Hyuk Im* Director: Helmi Fahrudin *) With the provision that Mr. Seng Hyup Shin and Mr. Jang Hyuk Im are considered effective since being appointed by the Company after fulfilling all requirements stipulated in POJK Number 27/POJK.03/2016 concerning the Assessment of Capability and Properness for Main Parties of Financial Services Institutions, POJK Number 37/POJK.03/2017 concerning the Utilization of Foreign Workers and Knowledge Transfer Programs in the Banking Sector and/or other applicable laws and regulations. 6. Granting power to the Board of Directors with the right of substitution, to state the decisions of the Meeting regarding changes in the composition of the Company's Board of Directors, with a separate official deed before a Notary including but not limited to notifying the results of the Meeting's decisions to the Minister of Law and Human Rights. 7. Granting authority to the Board of Commissioners to determine the division of duties and authorities of each member of the Board of Directors based on Article 15 paragraph (9) of the Company's Articles of Association.
Follow Up/Realization	Mr. Seng Hyup Shin and Mr. Jang Hyuk Im have obtained the results of the fit and proper assessment from the Financial Services Authority in accordance with the Decree of the Members of the Board of Commissioners of the Financial Services Authority Number KEPR-111/D.03/2024 and Number KEPR-125/D.03/2024.

Extraordinary GMS

In 2024, KB Bank held 1 (one) Extraordinary GMS on January 24, 2024 and the implementation process was in accordance with the mechanism stated in POJK No. 15/POJK.04/2020 dated April 20, 2020 concerning the Planning and Implementation of General Meetings of Shareholders of Public Companies and No. 16/POJK.04/2020 dated April 20, 2020 concerning the Implementation of Electronic General Meetings of Shareholders of Public Companies as well as the provisions of the Articles of Association of KB Bank.

Notification	Announcement	Notice	Implementation	Results and Resolutions
KB Bank has submitted notification of the agenda of the Extraordinary General Meeting of Shareholders to the OJK on the date/month/year as stated in letter No. 19416/DIR/XII/2022	KB Bank has announced the Extraordinary General Meeting of Shareholders on December 18, 2023 on the Company's website, the Stock Exchange website and the e-GMS provider website.	KB Bank has issued a summons for an Extraordinary General Meeting of Shareholders on January 2, 2024 on the Company's website, the Stock Exchange website and the e-GMS provider website.	KB Bank held an Extraordinary General Meeting of Shareholders on Friday, January 24, 2024 at the Auditorium of the KB Bank Building, 3rd Floor, Jalan MT. Haryono Kav. 50-51 South Jakarta 12770	Summary of the Minutes of the Extraordinary GMS has been announced on January 26, 2024 on the Company's website, the Stock Exchange website and the e-GMS provider website.

Extraordinary GMS Agenda	Changes to the Company's Management Composition
Number of Shareholders Asking Questions	Throughout the Meeting Agenda, there were no questions from Shareholders and/or Proxies/Shareholder Representatives.
Decision Making	By Voting

	Total (Shares)	(Percentage)
Present Votes	161.343.119.244	100,0000%
Disagreeing Votes	32.912	0,00002%
Abstain Votes	2.736.200	0,00170%
Agreeing Votes	161.340.350.132	99,99828%
Total Agreeing Votes	161.343.086.332	99,99998%

Meeting Resolution

1. Approving the respectful resignation of Mr. Seng Hyup Shin as Director of the Company and Mr. Nam Hoon Cho as Deputy President Commissioner of the Company, effective as of the closing of this Meeting, giving the highest gratitude and appreciation for all services and dedication that have been given to the Company.
2. Granting full release and discharge of responsibility (acquit et de charge) to Mr. Seng Hyup Shin as Director of the Company and Mr. Nam Hoon Cho as Deputy President Commissioner of the Company for the management and supervision actions that have been carried out during their respective terms as Director of the Company and Deputy President Commissioner, to the extent that such actions are reflected in the Annual Report and Consolidated Financial Statements of the Company for the fiscal year ending on December 31, 2023 and do not constitute a criminal act.
3. Appreciating Mr. Seng Hyup Shin and Mr. Nam Hoon Cho for all work results achieved based on the provisions and capabilities of the Company, the authority to determine the amount of which is delegated to the Board of Commissioners of the Company.



Meeting Resolution	4. Appointing Mr. Jang Hyuk Im as Director of the Company and Mr. Seng Hyup Shin as Deputy President Commissioner of the Company, for a period of 3 (three) years from the closing of this Meeting until the closing of the Annual General Meeting of Shareholders for the Fiscal Year 2026. 5. Furthermore, the composition of the members of the Board of Commissioners and Board of Directors of the Company is as follows: Board of Commissioners President Commissioner: Jerry Marmen Deputy President Commissioner: Seng Hyup Shin*) Commissioner: Nanang Supriyatno Independent Commissioner: Tippy Joesoef Independent Commissioner: Hae Wang Lee Independent Commissioner: Stephen Liestyo Independent Commissioner: Sukriansyah S. Latief Independent Commissioner: Eugene K. Galbraith Board of Directors President Director: Woo Yeul Lee Vice President Director: Robby Mondong Director: Helmi Fahrudin Director: Dodi Widjajanto Director: Yohanes Suhardi Director: Henry Sawali Director: Young Eun Moon*) Director: Jung Ho Han Director: Jang Hyuk Im*) *) With the provision that Mr. Young Eun Moon, Mr. Jang Hyuk Im and Mr. Seng Hyup Shin are effective since being determined by the Company after fulfilling all the requirements stipulated in Financial Services Authority Regulation Number 27/POJK.03/2016 concerning the Assessment of Capability and Properness for Main Parties of Financial Services Institutions, Financial Services Authority Regulation Number 37/POJK.03/2017 concerning the Utilization of Foreign Workers and Knowledge Transfer Programs in the Banking Sector and/or other applicable laws and regulations. 6. Granting power to the Board of Directors with the right of substitution, to state the decisions of the Meeting regarding changes in the composition of the Company's Board of Directors, with a separate official deed before a Notary including but not limited to notifying the results of the Meeting's decisions to the Minister of Law and Human Rights. 7. Granting authority to the Board of Commissioners to determine the division of duties and authorities of each member of the Board of Directors based on Article 15 paragraph (9) of the Company's Articles of Association.
Follow Up/Realization	Has been realized

Extraordinary GMS Resolution of the Previous Year

In 2023, the Bank has held 1 (one) Annual GMS on June 30, 2023 and 1 (one) Extraordinary GMS on January 31, 2023, and the implementation process has been in accordance with the mechanisms stated in POJK No. 15/POJK.04/2020 dated April 20, 2020 concerning the Planning and Implementation of General Meetings of Shareholders of Public Companies and No. 16/POJK.04/2020 dated April 20, 2020 concerning the Implementation of Electronic General Meetings of Shareholders of Public Companies as well as the provisions the Articles of Association of KB Bank.

2023 Annual GMS

The Annual GMS was held on Friday, June 30, 2023, at the Auditorium of the KB Bank Building, 3rd floor, Jalan MT. Haryono Kav. 50-51 South Jakarta 12770.

No.	Meeting Agenda	Resolution	Realization
1	Approval of the Company's Annual Report including the Supervisory Duty Report carried out by the Board of Commissioners for the Fiscal Year ending on December 31, 2022 and ratification of the Consolidated Financial Statements for the Fiscal Year ending on December 31, 2022, as well as granting full release and discharge (acquit et de charge) to the Board of Commissioners and the Board of Directors of the Company for the supervisory and management actions carried out in the Fiscal Year ending on December 31, 2022.	1. Approving and accepting the Company's Annual Report including the Supervisory Duty Report carried out by the Board of Commissioners for the Fiscal Year ending on December 31, 2022 and ratify the Consolidated Financial Statements for the Fiscal Year ending on December 31, 2022 which have been audited by the Public Accounting Firm Kosasih, Nurdiyaman, Mulyadi, Tjahyo, and Rekan, in accordance with Report No. 00328/2.1051/AU.1/07/1671-2/1/III/2023 dated March 31, 2023 with a Fair Opinion in All Material Matters, the financial position of PT Bank KB Bukopin, Tbk and its subsidiaries as of December 31, 2022 and the consolidated Financial performance and cash flow for the year ended on that date, in accordance with Financial Accounting Standards in Indonesia. 2. Granting full release and discharge of responsibility (acquit et de charge) to the Board of Commissioners and Board of Directors of the Company for the supervisory and management actions that have been carried out during the financial year ending on December 31, 2022, to the extent that such actions do not constitute a criminal act and such actions are reflected in the Company's Annual Report and Consolidated Financial Statements for the fiscal year ending on December 31, 2022.	Has been realized
2	Appointment of Public Accounting Firm to Examine the Company's Financial Report for the 2023 Fiscal Year and Determination of Honorarium	1. Appointing Public Accounting Firm Tanudiredja, Wibisana, Rintis & Partners (a member firm of the PwC global network) as the Public Accounting Firm that will audit the Consolidated Financial Statements of the Company and Subsidiaries for the 2023 Fiscal Year. 2. Approving the granting of authority and power to the Company's Board of Commissioners to appoint a Public Accounting Firm and/or Public Accountant to conduct an audit of the Company's Consolidated Financial Statements for other periods in the 2023 Fiscal Year if necessary for the purposes and interests of the Company. 3. Granting the delegation of authority to the Company's Board of Commissioners to determine the amount of audit service fees, additional scope of work required and other reasonable requirements for the Public Accounting Firm. 4. Granting the authority and power to the Company's Board of Commissioners to appoint a replacement Public Accounting Firm in the event that the Public Accounting Firm Tanudiredja, Wibisana, Rintis & Partners for any reason cannot complete the audit of the Consolidated Financial Statements of the Company and Subsidiaries for the 2023 Fiscal Year, including determining the audit service fees and other requirements for the replacement Public Accounting Firm.	Has been realized

No.	Meeting Agenda	Resolution	Realization
3	Approval of the determination of honorarium, salary and/or allowances for the Company's Board of Commissioners and Board of Directors.	1. Approving and determining the amount of salary, honorarium and/or allowances for the Company's Board of Commissioners and Board of Directors in the 2023 Fiscal Year, which remains in accordance with the maximum nominal amount of the remuneration package approved by the Extraordinary General Meeting of Shareholders on December 22, 2020. 2. Approving to delegate authority to the Board of Commissioners to determine the allocation of the amount of salary, honorarium and/or allowances for each member of the Board of Commissioners and each member of the Board of Directors by considering the performance and financial condition of the Company and taking into account the recommendations of the Remuneration and Nomination Committee.	Has been realized
4	Report on the Realization of the Use of Proceeds from the Continuous Public Offering of Bonds and Limited Public Offering VI in 2021.	Considering that the Fourth Meeting Agenda is a report, no decisions were taken.	Has been realized

Extraordinary GMS 2023

In 2023, KB Bank held 1 (one) Extraordinary GMS on January 31, 2023, and the process was conducted based on the mechanism stated in POJK No. 15/POJK.04/2020 dated April 20, 2020 concerning the Planning and Implementation of General Meetings of Shareholders of Public Companies and No. 16/POJK.04/2020 dated April 20, 2020 concerning the Implementation of Electronic General Meetings of Shareholders of Public Companies as well as the provisions of the Articles of Association of KB Bank.

No,	Meeting Agenda	Resolution	Realization
1	Changes to the Company's Management	1. Accepting the respectful resignation of Mr. Jin Bum Kim as Director of the Company, effective as of the closing of the Meeting, sending the highest gratitude and appreciation for all services and dedication that have been given to the Company. 2. Granting full release and discharge of responsibility (acquit et de charge) to Mr. Jin Bum Kim as Director of the Company for the management actions that have been carried out during his tenure as Director of the Company, to the extent that such actions are reflected in the Annual Report and Consolidated Financial Statements of the Company for the fiscal year ending on December 31, 2022 and do not constitute a criminal act. 3. Appreciating Mr. Jin Bum Kim for all work results achieved based on the provisions and capabilities of the Company, while the authority to determine the amount is delegated to the Board of Commissioners of the Company. 4. Appointing Mr. Jung Ho Han as Director of the Company, for a period of 3 (three) years from the closing of the Meeting until the closing of the Annual General Meeting of Shareholders for 2025 Fiscal Year. 5. Furthermore, the composition of the members of the Board of Commissioners and Board of Directors of the Company is as follows: Board of Commissioners President Commissioner Jerry Marmen Deputy President Commissioner Nam Hoon Cho Commissioner Nanang Supriyatno Independent Commissioner Tippy Joesoef Independent Commissioner Hae Wang Lee Independent Commissioner Stephen Liestyo Independent Commissioner Sukriansyah S. Latief Independent Commissioner Eugene K. Galbraith Board of Directors President Director Woo Yeul Lee	Mr. Jung Ho Han, Mr. Wong Eung Moon have received the results of the fit and proper assessment from the Financial Services Authority for Foreign Work and Knowledge Transfer Program in the Banking Sector and/or other applicable laws and regulations.

No,	Meeting Agenda	Resolution	Realization
1	Changes to the Company's Management	Vice President Director Robby Mondong Director Helmi Fahrudin Director Dodi Widjajanto Director Seng Hyup Shin Director Yohanes Suhardi Director Henry Sawali Director Young Eun Moon**) Director Jung Ho Han**) **) With the provision that Mr. Young Eun Moon, and Mr. Jung Ho Han are effective since being determined by the Company after fulfilling all the requirements stipulated in Financial Services Authority Regulation Number 27/POJK.03/2016 concerning the Assessment of Capability and Properness for Main Parties of Financial Services Institutions, Financial Services Authority Regulation Number 37/POJK.03/2017 concerning the Utilization of Foreign Workers and Knowledge Transfer Programs in the Banking Sector and/or other applicable laws and regulations. 6. Granting power to the Board of Directors with the right of substitution, to state the decisions of the Meeting regarding changes in the composition of the Company's Board of Directors, with a separate official deed before a Notary including but not limited to notifying the results of the Meeting's decisions to the Minister of Law and Human Rights. 7. Granting authority to the Board of Commissioners to determine the division of duties and authorities of each member of the Board of Directors based on Article 15 paragraph (9) of the Articles of Association of the Company	Mr. Jung Ho Han, Mr. Wong Eung Moon have received the results of the fit and proper assessment from the Financial Services Authority for Foreign Work and Knowledge Transfer Program in the Banking Sector and/or other applicable laws and regulations.



BOARD OF COMMISSIONERS

As an integral part of the Bank's organizational structure, the Board of Commissioners has a strategic role in overseeing the company's operations. Its main function is to ensure that the Bank's management policies are in line with the Articles of Association and the vision and mission that have been set. In addition, the Board of Commissioners functions to provide direction and input to the Board of Directors to support the achievement of the Company's goals.

In carrying out its responsibilities, the Board of Commissioners of KB Bank emphasizes transparency, accountability, and compliance with GCG principles. Effective and independent supervision carried out by the Board of Commissioners contributes to increasing stakeholder trust. Thus, in addition to strengthening the Bank's competitiveness, this also maintains the company's reputation and credibility in the long term

Legal Basis

The legal basis governing the appointment of the Board of Commissioners is as follows:

1. Law No. 40 of 2007 concerning Limited Liability Companies;
2. Financial Services Authority Regulation No. 33/POJK.04/2014 concerning the Board of Directors and Board of Commissioners of Issuers or Public Companies;
3. Financial Services Authority Regulation No. 17 of 2023 concerning the Implementation of Governance for Commercial Banks;
4. Work Guidelines for the Board of Commissioners of KB Bank.

Board of Commissioners Work Guidelines/Charter

KB Bank has prepared work guidelines for the Board of Commissioners as a guide in performing its duties and responsibilities. These guidelines are regulated in the Decree of the Board of Commissioners No. 015 of 2019 concerning the Guidelines and Work Rules of the Board of Commissioners of PT Bank Bukopin Tbk, stipulated on August 5, 2019.

These guidelines are prepared to ensure that every decision and action taken by the Board of Commissioners aligns with the regulations, articles of association, and principles of good corporate governance. These guidelines include:

1. Introduction containing the Legal Basis;
2. Structure of the Board of Commissioners;
3. Requirements for Members of the Board of Commissioners;
4. Independent Commissioners;
5. Appointment and Dismissal of Members of the Board of Commissioners;
6. Duties, Authorities, Obligations and Responsibilities;
7. Meetings of the Board of Commissioners and Joint Meetings of the Board of Commissioners with the Board of Directors;
8. Division of Work and Working Hours of the Board of Commissioners;
9. Secretariat of the Board of Commissioners and Secretary of the Board of Commissioners;
10. Work Ethics of the Board of Commissioners and Prohibitions;
11. Transparency;
12. Closing.

Board of Commissioners Criteria

The criteria for members of the Board of Commissioners are as follows:

1. Have good morals, ethics and integrity.
2. Capable of carrying out legal acts.
3. In the 5 (five) years prior to appointment and during his/her term of office:
   a. Never been declared bankrupt;
   b. Never been a member of the Board of Directors and/or a member of the Board of Commissioners who was found guilty of causing a Company to be declared bankrupt;
   c. Never been convicted of committing a crime that is detrimental to state finances and/or related to the financial sector;
   d. d. Never been a member of the Board of Directors and/or a member of the Board of Commissioners who during his/her term of office:
      i) Never held an Annual GMS;
      ii) His/her accountability as a member of the Board of Directors and/or a member of the Board of Commissioners has never been accepted by the GMS or has never provided accountability as a member of the Board of Directors and/or a member of the Board of Commissioners to the GMS;
      iii) Have ever caused a Company that has obtained a permit, approval or registration from the Financial Services Authority to fail to fulfill its obligation to submit an annual report and/or financial report to the Financial Services Authority.
4. Have a commitment to comply with laws and regulations.
5. Have the willingness and ability to carry out continuous learning in order to improve knowledge about banking and the latest developments related to the financial sector and other fields that support the implementation of their duties and responsibilities.
6. Have knowledge and/or expertise in the fields required by the Company.
7. All members of the Board of Commissioners have adequate integrity, competence and financial reputation.
8. Members of the Board of Commissioners are prohibited from having family relationships up to the second degree with fellow members of the Board of Commissioners and/or members of the Board of Directors.
9. Members of the Board of Commissioners must meet the requirements for a fit and proper assessment in accordance with the Financial Services Authority Regulation concerning the Fit and Proper Assessment.

Term of Office Provisions

The terms of office provisions in article 111 paragraph (3) of Law no. 40 of 2007 stipulates that members of the Board of Commissioners are appointed for a certain period of time and can be reappointed. This is further regulated in article 17 paragraph 3 of the Company's Articles of Association which stipulates that members of the Board of Commissioners are appointed by the General Meeting of Shareholders, each for a period of 3 (three) years starting from the date determined at the GMS until the closing of the annual GMS. fifth after the year of appointment, without reducing the right of the GMS to terminate at any time by stating the reasons. If his/her term of office has ended, he can be reappointed for only 1 (one) term of office.

Members of the Board of Commissioners can also be terminated at any time in a GMS resolution based on the facts of the members of the Board of Commissioners concerned, including:

1. Not/inadequately able to fulfill the obligations agreed upon in the management contract;
2. Unable to conduct his/her duties properly;
3. Violate the provisions of the Articles of Association and/or applicable laws and regulations.
4. Violate the ethics and/or propriety that should be respected as a member of the Board of Directors;
5. Being involved in actions that are detrimental to the Company and/or the country;
6. Being declared guilty by a court decision that has permanent legal force;
7. Resign;
8. Other reasons deemed appropriate by the GMS for the interests and objectives of the Company.

Composition and Basis for Appointment of Members of the Board of Commissioners in 2024

The composition and number of members of the Board of Commissioners is determined by the GMS by taking into account the Company's vision, mission and strategic plans to enable effective, precise and fast decision making, as well as being able to act independently.

Throughout 2024, there will be changes in the composition and number of members of the Board of Commissioners based on the Resolution of the Extraordinary General Meeting of Shareholders held on January 24 2024, which honorably dismissed Nam Hoon Cho as Deputy President Commissioner, and appointed Seng Hyu Shin as Deputy President Commissioner of the Company. In addition the Resolution of the Annual General Meeting of Shareholders held on June 28, 2024 respectfully dismissed Eugene K. Galbraith as Independent Commissioner and Sukriansyah S. Latief, as Independent Commissioner of the Company.

The composition and structure of the Board of Commissioners who are still active until December 31, 2024 is illustrated in the table below.

Name	Position	Basis of Appointment	Period
Jerry Marmen	President Commissioner	Annual GMS on June 28, 2024	2024-Closing of Annual General Meeting of Shareholders 2027
Seng Hyup Shin	Deputy President Commissioner	Extraordinary GMS on January 24, 2024	2024-Closing of Annual General Meeting of Shareholders 2026
Nanang Supriyatno	Commissioner	Extraordinary GMS on August 25, 2020	2024-Closing of Annual General Meeting of Shareholders 2024
Tippy Joesoef	Independent Commissioner	Extraordinary GMS on December 22, 2020	2024-Closing of Annual General Meeting of Shareholders 2024
Hae Wang Lee	Independent Commissioner	Extraordinary GMS on August 25. 2020	2024-Closing of Annual General Meeting of Shareholders 2024
Stephen Liestyo	Independent Commissioner	Annual GMS on June 28, 2024	2024-Closing of Annual General Meeting of Shareholders 2027

Fit and Proper Test

In accordance with Financial Services Authority Regulation no. 27/POJK.03/2016 concerning Fit and Proper Test for Main Parties of Financial Services Institutions states that prospective members of the Board of Commissioners are required to obtain approval from the Financial Services Authority before carrying out their actions, duties and functions as Board of Commissioners. Members of the Board of Commissioners who have passed fit and proper without records and have received approval from the Financial Services Authority, indicate that each member of the Board of Commissioners has adequate integrity, competence, and financial reputation.

Share Ownership of the Board of Commissioners

As a form of implementation of the principle of transparency in Bank governance, all members of the Board of Commissioners of KB Bank revealed that not a single member owns shares, either in the Company or even in banks and other companies in accordance with OJK regulations stated in POJK No. 17 of 2023 concerning Implementation of Governance for Commercial Banks.

Members of the Board of Commissioners are required to disclose share ownership of 5% (five percent) or more, both in the bank concerned and in other banks and companies, domiciled at home and abroad.

Name	Position	Share Ownership (shares)			
		KB Bank	Other Banks	Non-Bank Financial Institution	Other Companies
Jerry Marmen	President Commissioner	None	None	None	None
Seng Hyup Shin	Deputy President Commissioner	2,300,000 (0.0012241%)	None	None	None
Nanang Supriyatno	Commissioner	None	None	None	None
Tippy Joesoef	Independent Commissioner	None	None	None	None
Hae Wang Lee	Independent Commissioner	None	None	None	None
Stephen Liestyo	Independent Commissioner	None	None	None	None

Policy Regarding Concurrent Positions of the Board of Commissioners

1. Members of the Board of Commissioners are prohibited from holding concurrent positions as members of the Board of Directors, members of the Board of Commissioners or Executive Officers:
   a. at financial institutions or financial companies, whether banks or non-banks;
   b. in more than 1 (one) non-financial institution or non-financial company, whether domiciled at home or abroad.
2. Does not include concurrent positions as intended in paragraph (1) in the case of:
   a. members of the Board of Commissioners serve as members of the Board of Directors, members of the Board of Commissioners or Executive Officers who carry out supervisory functions in 1 (one) non-bank subsidiary company controlled by the Bank;
   b. Non-Independent Commissioners conduct the functional duties of Bank shareholders in the form of legal entities in the Bank's business group; and/or
   c. Members of the Board of Commissioners hold positions in non-profit organizations or institutions.
3. Duties in the position and function as intended in paragraph (2) can be carried out as long as the person concerned does not neglect the implementation of their duties and responsibilities as a member of the Bank's Board of Commissioners.

Name	Position	Position in Other Companies/Institutions
Jerry Marmen	President Commissioner	-
Seng Hyup Shin	Deputy President Commissioner	Global Growth Supporting Division Head (Managing Director)
Nanang Supriyatno	Commissioner	-
Tippy Joesoef	Independent Commissioner	-
Hae Wang Lee	Independent Commissioner	-
Stephen Liestyo	Independent Commissioner	-

Board of Commissioners Affiliate Relations

Regarding the affiliate relationship of the Bank's Board of Commissioners, it is in accordance with POJK No. 17 of 2023 concerning the Implementation of Governance for Commercial Banks. The detailed information is available in the following table:

Nama	Jabatan	Financial Relation With						Family Relation with						Management Relation	
		Board of Commissioner		Board of Directors		Shareholder		Board of Commissioner		Board of Directors		Shareholder			
		Yes	No	Yes	No	Yes	No	Yes	No	Yes	No	Yes	No	Yes	No
Jerry Marmen	President Commissioner		√		√		√		√		√		√		√
Seng Hyup Shin	Deputy President Commissioner		√		√	√			√		√		√	√	
Nanang Supriyatno	Commissioner		√		√		√		√		√		√		√
Tippy Joesoef	Independent Commissioner		√		√		√		√		√		√		√
Hae Wang Lee	Independent Commissioner		√		√		√		√		√		√		√
Stephen Liestyo	Independent Commissioner		√		√		√		√		√		√	√	

Duties, Rights, and Obligations

A description of the duties, rights, and obligations of the Board of Commissioners have been regulated in the Board of Commissioners Work Guidelines. The following is a further explanation of these duties, rights, and obligations.

Duties

In the Board of Commissioners' Work Guidelines and Regulations, the Board of Commissioners is tasked with supervising management policies and the overall running of management. The Board of Commissioners provides advice to the Board of Directors in accordance with the Company's objectives and applicable laws and regulations. The Board of Commissioners also ensures that all Directors' decisions are in accordance with the company's values and support the achievement of the Company's long-term goals.

In the Board of Commissioners' Work Guidelines and Regulations, the Board of Commissioners is tasked with supervising management policies and the course of management in general, as well as providing advice to the Board of Directors, in accordance with the Company's aims and objectives as well as applicable laws and regulations.

In completing its duties, the Board of Commissioners is obliged and responsible for:

1. Conducting duties and responsibilities independently and in good faith, with full responsibility and prudence;
2. Ensuring that Good Governance is implemented in every Company business activity at all organizational levels;
3. Conducting supervision over the implementation of the duties and responsibilities of the Board of Directors and provide advice to the Board of Directors;
4. In performing supervision as referred to in point 3 (three), the Board of Commissioners is obliged to direct, monitor and evaluate the implementation of the Company's strategic policies;
5. In performing supervision as intended in point 3 (three), the Board of Commissioners is prohibited from participating in decision making on the Company's operational activities, except:
   a. Provision of funds to related parties as regulated in the provisions regarding the loan maximum limit of the Public Company;
   b. Other matters stipulated in the Company's Articles of Association or applicable laws and regulations.
6. Decision making for the Company's operational activities by the Board of Commissioners as referred to in point 5 is part of the supervisory duties of the Board of Commissioners, so that it does not negate the responsibility of the Board of Directors for the implementation of the Company's management;
7. Carrying out a self-assessment to assess the performance of the Board of Commissioners in accordance with applicable laws and regulations;
8. Ensuring that the Board of Directors has followed up on audit findings and recommendations from the Company's internal audit work unit, external auditors, results of supervision by the Financial Services Authority and/or results of supervision by other authorities;
9. Reporting to the Financial Services Authority no later than 7 (seven) working days after discovery:
   a. Violation of laws and regulations in the financial and banking sector;
   b. Circumstances or predicted conditions that could endanger the continuity of the Company's business.
10. Providing sufficient time to carry out duties and responsibilities optimally;
11. Under certain conditions, the Board of Commissioners is obliged to hold an Annual GMS and other GMS in accordance with its authority as regulated in statutory regulations and the Articles of Association;
12. In order to support the effective implementation of its duties and responsibilities, the Board of Commissioners is obliged to form at least:
    a. Audit Committee;
    b. Risk Monitoring Committee;
    c. Remuneration and Nomination Committee;

d. Integrated Governance Committee;
e. Other Committees if required by statutory regulations. Appointment of committee members as referred to in point 12 (twelve), must be carried out by the Board of Directors based on the decision of the Board of Commissioners meeting.

13. Ensuring that the committee formed as intended in point 12 (twelve) carries out its duties effectively;
14. Each member of the Board of Commissioners is jointly and severally responsible for losses to the Company caused by errors or negligence of members of the Board of Commissioners in completing their duties;
15. Members of the Board of Commissioners cannot be held responsible for the Company's losses as referred to in point 15 (fifteen) if they can prove:
    a. The loss was not due to his/her fault or negligence;
    b. Has carried out management in good faith, full responsibility and prudence for the benefit and in accordance with the aims and objectives of the Company;
    c. Have no conflict of interest, either directly or indirectly, regarding management actions that result in losses.
16. Have taken action to prevent the occurrence or continuation of such losses.

Rights and Authorities of the Board of Commissioners

The Board of Commissioners has the authority to:

1. Check books, documents of evidence, inventory of goods, check and match the condition of cash (for verification purposes) and other securities and find out all actions that have been carried out by the Board of Directors;
2. Entering buildings and grounds or other places used or controlled by the Company. Request information/ explanations from the Directors and/or other officials regarding all issues relating to the management of the Company. Know all policies and actions that have been and will be implemented by the Board of Directors;
3. Request the Board of Directors and/or other officials under the Board of Directors with the knowledge of the Directors to attend the Board of Commissioners Meeting;
4. Temporarily suspend members of the Board of Directors in accordance with the provisions of the Articles of Association;
5. Establish an Audit Committee, Remuneration and Nomination Committee, Risk Monitoring Committee, and Financial Conglomeration Integrated Governance Committee and other committees if deemed necessary taking into account applicable regulations;
6. Use experts for certain matters and within a certain period of time at the Company's expense, if deemed necessary and taking into account applicable regulations;
7. Conduct the Company's management in certain circumstances for a certain period of time in accordance with the provisions of the Company's Articles of Association;
8. Attend meetings of the Board of Commissioners and provide views on matters discussed;
9. Carry out other supervisory authority as long as it does not conflict with statutory regulations, the Articles of Association and/or GMS resolutions.

Division of Duties of the Board of Commissioners

The division of duties among members of the Board of Commissioners ensures optimal focus in decision making and company supervision. Each member is responsible for a specific area, ensuring the implementation of tasks runs smoothly and efficiently, as well as creating clarity about their respective roles both collectively and individually.

Name	Position	Task Field
Jerry Marmen	President Commissioner	• Member of the Risk Monitoring Committee • Member of the Remuneration & Nomination Committee
Seng Hyup Shin	Deputy President Commissioner	• Member of the Risk Monitoring Committee • Member of the Remuneration & Nomination Committee
Nanang Supriyatno	Commissioner	• Member of the Risk Monitoring Committee • Member of the Remuneration & Nomination Committee
Tippy Joesoef	Independent Commissioner	• Member of the Audit Committee • Chairman of the Risk Monitoring Committee • Member of the Remuneration & Nomination Committee
Hae Wang Lee	Independent Commissioner	• Chairman of the Remuneration & Nomination Committee • Member of the Integrated Governance Committee
Stephen Liestyo	Independent Commissioner	• Chairman of the Audit Committee • Chairman of the Integrated Governance Committee • Member of the Risk Monitoring Committee

Independence of the Board of Commissioners

In carrying out its functions, duties and responsibilities, the Board of Commissioners of KB Bank always prioritizes the principle of independence and upholds the interests of the Bank above their own personal interests. The Board of Commissioners ensures that in doing its duties, it is not influenced by any party.

This principle of independence is the main basis for decision making and supervision of the Board of Commissioners. The Board of Commissioners acts neutrally and objectively, without any influence from external or internal parties that could disrupt the integrity and credibility of the decisions taken.

By prioritizing the interests of the Bank, the Board of Commissioners ensures that all decisions taken have a positive impact on the growth and business continuity of KB Bank. The Board of Commissioners is committed to acting fairly and transparently in every aspect of company management, so as to strengthen the trust of stakeholders and maintain the good reputation of the Bank.

Decisions that Require Approval from the Board of Commissioners

During 2024, the Board of Commissioners has carried out its duties and responsibilities in the context of carrying out supervision as follows:

1. Direct and evaluate the preparation of the Bank's strategic policies, including the Corporate Strategy and Bank Business Plan (RBB) for the 2024-2026 period;
2. Evaluate the implementation of the Bank's strategic policies in 2024, the achievement of the Bank's Business Plan (RBB) and monthly Financial Performance in 2024;
3. Approval of the appointment of a Public Accounting Firm in accordance with the Decision of the 2024 Annual General Meeting of Shareholders;
4. Provide approval for the provision of credit facilities, credit restructuring, and investment above a certain limit as well as the provision of credit facilities to related parties, which is the authority of the Board of Commissioners.
5. Approving policies and policy changes as a part of the Board of Commissioners' authority.

The Board of Commissioners of KB Bank not only supervises, but also provides active advice to the Board of Directors. The Board of Commissioners ensures that supervisory and advisory decisions become more effective by interacting regularly in formal meetings and informal dialogue with all Directors or certain members of the Board of Directors. By providing continuous advice, the Board of Commissioners helps the Board of Directors formulate effective business strategies, identify risks, and maintain the Bank's operations according to standards.

Throughout 2024, the Board of Commissioners has provided recommendations and carried out the duties and responsibilities of the Board of Commissioners through forums, including:

1. Board of Commissioners meetings which may also invite the Directors);
2. Joint meetings between the Board of Commissioners and the Board of Directors.
3. Committee meetings are under the supervision of the Board of Commissioners, consisting of Audit Committee Meetings, Risk Monitoring Committee Meetings, Integrated Governance Committee Meetings and Remuneration and Nomination Committee Meetings. At the Committee Meeting, the Directors or members of the Board of Directors may also be invited.

Management of Conflicts of Interest of the Board of Commissioners

Conflict of interest in the Board of Commissioners' Guidelines and Regulations is explained as a situation where the interests of individual members of the Board of Commissioners may conflict with the Company's interests in achieving company goals. This includes increasing profits, company value, achieving the vision, completing the mission, and implementing the resolutions of the General Meeting of Shareholders.

Management of conflicts of interest is strictly regulated in these guidelines. The Board of Commissioners is required to avoid conflicts of interest in various ways, including:

1. Other parties or personal initiatives that can be categorized as efforts to utilize the Bank for personal, family and/or other party interests that can harm or reduce the Bank's profits;
2. Other parties or personal initiatives that could potentially be categorized as taking and/or receiving personal benefits from the Bank other than remuneration and other facilities determined by the General Meeting of Shareholders;
3. Decision making where personally or in any way, either directly or indirectly, members of the Board of Directors have a personal interest in it.

Risk Management Certificate

In facing increasingly complex risks in banking activities, it is important for the Company to have bank administrators and officials who have competence in risk management. In accordance with Bank Indonesia Regulation no. 11/19/PBI/2009, the Board of Commissioners and the Board of Directors must have a Risk Management Certificate issued by a Professional Certification Institute, with the following classification:

Position	Level	Valid Period
Board of Commissioner	At least level 1	4 years
Board of Commissioner	At least level 2	4 years
Board of Commissioner and Board of Director with assets of 1 to 10 T	4	2 years

In the event that the validity period of the certification has expired, a periodic Refreshment Program must be carried out at least once every four years for level 1 and 2; or one time in two years for level 3, 4 and 5.

This following table explains the risk management certificate owned by the Board of KB Bank in 2024.

Name	Position	Qualification	Institution Issuing the Certificate
Jerry Marmen	President Commissioner	7	Risk Management Certification Body (BSMR)
Seng Hyup Shin	Deputy President Commissioner	7	Risk Management Certification Body (BSMR)
Nanang Supriyatno	Commissioner	6	Risk Management Certification Body (BSMR)
Tippy Joesoef	Independent Commissioner	6	Risk Management Certification Body (BSMR)
Hae Wang Lee	Independent Commissioner	6	Risk Management Certification Body (BSMR)
Stephen Liestyo	Independent Commissioner	6	Risk Management Certification Body (BSMR)

Company Introduction Program for New Commissioners

The Introduction Program for newly appointed Board of Commissioners aims to provide an in-depth understanding of the Company. This includes an understanding of the duties and responsibilities of the Board of Commissioners as well as the business processes carried out by the Board of Directors. The ultimate goal is for the Board of Commissioners to work in harmony with other Company Organs.

In this program, the new Board of Commissioners will be introduced to the Company's operations, vision and strategy led by the Board of Directors. They will also study the regulatory framework, internal policies and best practices used by the Company.

In addition, the Introduction Program aims to facilitate interaction between the Board of Commissioners and other Company Organs. With a comprehensive understanding of the Company, the Board of Commissioners can contribute effectively in strategic decision making and supervision, as well as maintaining harmony between various organs in achieving common goals. The Company's introduction program includes:

1. Introduction to the business and divisions in the Company;
2. Introduction to Company culture;
3. The Company participates in training programs in areas appropriate to the supervision concerned;
4. Submission of Company documents, including; Annual Report, Bank Business Plan (RBB).

In connection with the change in the composition of the Board of Commissioners, KB Bank carried out an introduction program for the new member of the Board of Commissioners, namely Seng Hyup Shin on January 24, 2024, in Jakarta.

Training and Competency Development Program in 2024

KB Bank is committed to implementing training and competency development programs for all members of the Board of Commissioners. This aims to strengthen the role and effectiveness of the supervisory function carried out by the Board of Commissioners, as well as ensure the sustainability of good governance in all aspects of the Bank's operations. The training and competency development of the Board of Commissioners during 2024 are as follows:

Name and Position	Education and Training Types	Education and Training Materials	Venue/Date	Organizer
Jerry Marmen (President Commissioner)	Training and Workshop	• Kick Off RKA SKAI • Refresher Workshop RKA SKAI • National Convention Draft RSKKNI BID SMR • Korean Language Training • Online APU PPT For Executive	• Jakarta, March 21, 2024 • Jakarta, July 26,2024 • Surabaya, July 8, 2024 • Jakarta, October 4, 2024 • Jakarta, May 11, 2024	• Internal Training • Internal Training • OJK • OPPA ACADEMY • Rinto Teguh
Seng Hyup Shin (Deputy President Commissioner)	Training	Online APU PPT For Executive	Jakarta, November 5, 2024	Rinto Teguh
Nanang Supriyatno (Commissioner)	Training	• Anti-Corruption and Anti-Fraud Training • BSMR Commissioner Recertification • Korean Language Training • Online APU PPT For Executive	• Jakarta, July 19, 2024 • Jakarta, July 9, 2024 • Jakarta, October 4, 2024 • Jakarta, November 5, 2024	• AAFM • IRPA & BSMR • OPPA ACADEMY • Rinto Teguh
Tippy Joesoef (Independent Commissioner)	Training and Workshop	• Kick Off RKA SKAI • RKA SKAI Refresher Workshop • Anti-Corruption & Anti-Fraud Training • SMR J6 Exam (Commissioner) • Korean Language Training • Online APU PPT For Executive	• Jakarta, March 21, 2024 • Jakarta, July 26, 2024 • Jakarta, July 19, 2024 • Jakarta, September 27, 2024 • Jakarta, October 4, 2024 • Jakarta, November 5, 2024	• Internal Training • Internal Training • AAFM • LSPP • OPPA ACADEMY • Rinto Teguh
Hae Wang Lee (Independent Commissioner)	Training	• Anti-Corruption and Anti-Fraud Training • BSMR Commissioner Recertification • Online APU PPT For Executive • FKDKP Webinar	• Jakarta, July 19, 2024 • Jakarta, July 9, 2024 • Jakarta, November 5, 2024 • Jakarta, December 11, 2024	• AAFM • IRPA & BSMR • Rinto Teguh • Webinar FKDKP
Stephen Liestyo (Independent Commissioner)	Training and Workshop	• Kick Off RKA SKAI • RKA SKAI Refresher Workshop • Anti-Corruption & Anti-Fraud Training • Commissioner Smr Recertification • Korean Language Training • Online APU PPT For Executive • FKDKP Webinar	• Jakarta, March 21, 2024 • Jakarta, July 26, 2024 • Jakarta, July 19, 2024 • Jakarta, July 9, 2024 • Jakarta, October 4, 2024 • Jakarta, November 5, 2024 • Jakarta, December 11, 2024	• Internal Training • Internal Training • AAFM • IRPA & BSMR • OPPA ACADEMY • Rinto Teguh • FKDKP

Mechanism for Resignation and Dismissal of The Board of Commissioners

A member of the Board of Commissioners may resign before the end of his/her term of office by notifying the Company in writing of his/her intention with a copy to the Shareholders, Directors and other members of the Board of Commissioners at least 30 (thirty days) before the date of his/her resignation and the Company is required to hold a GMS within a period of no later than 90 (ninety) days after receipt of the Letter of Resignation, to follow up on the matter or if not, the resignation will be considered valid without requiring GMS approval. Before the resignation becomes effective, the relevant Board of Commissioners is still obliged to complete its duties and responsibilities in accordance with the Articles of Association.

Board of Commissioners Performance Assessment

There are several types of assessment procedures to view the performance of the Board of Commissioners, two of which are described as follows:

Performance Assessment of The Board of Commissioners by the GMS

Every year, the performance of the Board of Commissioners is assessed at the General Meeting of Shareholders. The assessment is carried out based on the duties and obligations regulated in the Legislative Regulations and Articles of Association, as well as the mandate of Shareholders.

Evaluation criteria are submitted openly to the Board of Commissioners since their appointment. The evaluation results, both overall and individual, become an integral part of the Board of Commissioners' compensation and incentive scheme. Evaluation of individual performance is an important consideration for Shareholders when considering the dismissal or reappointment of members of the Board of Commissioners.

The results of the performance evaluation of the Board of Commissioners, both collectively and individually, are used as a tool for evaluating and improving the effectiveness of the Board of Commissioners' performance as a whole.

Procedures for Implementing the Performance Assessment of the Board of Commissioners

The performance of the Board of Commissioners is reported to Shareholders through the GMS based on the Board Manual and the performance targets of the Board of Commissioners.

Board of Commissioners Performance Evaluation Criteria

The General Meeting of Shareholders determines the performance criteria for the Board of Commissioners and individual members of the Board of Commissioners. Criteria for evaluating the individual performance of the Board of Commissioners include:

1. Level of attendance at Board of Commissioners Meetings and meetings with existing committees;
2. Contribution to the Company's supervision process;
3. Involvement in certain assignments;
4. Commitment to advancing the Company's interests;
5. Achieving the realization of the annual work program;
6. Compliance with applicable laws and regulations and Company policies.

The Party Conducting the Assessment

The party that assesses the performance of the Board of Commissioners is the Shareholders at the GMS.

Board of Commissioners Performance Assessment Results

Throughout 2024, the Board of Commissioners has carried out its role in overseeing the running of the Company in accordance with applicable regulations. To ensure the effectiveness of supervision, the Board of Commissioners first prepares an Annual Work Plan which serves as a guideline for each of its members. This work plan is prepared by considering the duties, authorities, and responsibilities carried out by the Board of Commissioners. Throughout 2024, by adhering to these guidelines, the Board of Commissioners is able to carry out its duties well.

Performance Assessment of the Board of Commissioners using the GCG Self-Assessment Method

The performance assessment of the Board of Commissioners is carried out regularly 2 (two) times a year, namely in June and December. The performance assessment of the Board of Commissioners is carried out through Self Assessment based on Financial Services Authority Regulation No. 17 of 2023 and Financial Services Authority Circular No. 13/SEOJK.03/2017 which requires Commercial Banks to carry out an assessment of the implementation of Bank governance.

Procedures for Implementing the Board of Commissioners' Performance Self-Assessment

Implementation of the GCG Self-Assessment for the performance of the Board of Commissioners begins with a self-assessment of each member's performance by filling in a performance sheet template and the results will be provided to shareholders at the Annual GMS for evaluation and used as a basis for determining the dismissal and/or reappointment of members of the Board of Commissioners.

Board of Commissioners Performance Evaluation Criteria

The GCG Self Assessment is carried out using the criteria of SE OJK No. 13/SEOJK.03/2017 of 2017 concerning the Implementation of Governance for Commercial Banks. The assessment of the performance of the Board of Commissioners includes the following matters:

1. Personal Evaluation;
2. Competency Evaluation;
3. Performance of Board of Commissioners Committees and recommendations for necessary improvements (if any);
4. Effectiveness of Implementation of Responsibilities and Work Processes of the Board of Commissioners;
5. Effectiveness of Board of Commissioners Meetings.

The Party Conducting the Assessment

The party that carries out the assessment of the performance of the Board of Commissioners is the Compliance Group as the work unit that carries out assessments of GCG implementation factors in the Company.

Performance Assessment of Committees under The Board of Commissioners

The Board of Commissioners has supporting committees which have duties and responsibilities to support the performance of the Board of Commissioners. These committees have clear work guidelines, so that the implementation of their duties can be directed and effective. The committees under the Board of Commissioners are the Audit Committee, Risk Monitoring Committee, Remuneration and Nomination Committee and Integrated Governance Committee.

Audit Committee

The Audit Committee has duties and responsibilities to supervise the effectiveness of the internal control system, risk management, internal audit, financial reporting processes. The Board of Commissioners assesses that the Audit Committee has carried out its duties and responsibilities well.

The assessment criteria used by the Board of Commissioners include:

1. Attendance and activeness in meetings;
2. Recommendations given to the Board of Commissioners;
3. Timely reporting.

Risk Monitoring Committee

Risk monitoring committee supports the effective implementation of the duties and responsibilities of the Board of Commissioners related to risk supervision. The Board of Commissioners assesses that the Risk Monitoring Committee has carried out its duties and responsibilities well.

The assessment criteria used by the Board of Commissioners include:
1. Attendance and activeness in meetings;
2. Recommendations given to the Board of Commissioners;
3. Timely reporting.

Remuneration and Nomination Committee

Remuneration and Nomination Committee carry out the functions and duties of the Board of Commissioners related to remuneration and nomination of members of the Board of Directors and members of the Board of Commissioners. The Board of Commissioners assesses that the Remuneration and Nomination Committee has carried out its duties and responsibilities well.

The assessment criteria used by the Board of Commissioners include:
1. Attendance and activeness in meetings;
2. Recommendations given to the Board of Commissioners;
3. Timely reporting.

Integrated Governance Committee

Integrated Governance Committee assists the Board of Commissioners in evaluating the implementation of Integrated Governance at least through assessing the adequacy of internal control and implementing the compliance function in an integrated manner.

The assessment criteria used by the Board of Commissioners include:
1. Attendance and activeness in meetings;
2. Recommendations given to the Board of Commissioners;
3. Timely reporting.



INDEPENDENT COMMISSIONER

Independent Commissioners, as members of the Board of Commissioners, have an important role in ensuring transparency, accountability and sustainability of the Company's operations. Independent Commissioners have no financial, management, share ownership or family relationships with the Board of Directors, other members of the Board of Commissioners, controlling shareholders or with the Bank itself which could interfere with their independence in making decisions.

In 2024, KB Bank have 3 (three) Independent Commissioners, in accordance with POJK provisions, whose duty is to supervise the Company's activities independently and safeguard the interests of all stakeholders. Through the presence of Independent Commissioners, KB Bank strengthens its commitment to good corporate governance practices and supports sustainable growth.

Criteria for Determining Independent Commissioners

The requirements for appointing members of the Independent Board of Commissioners are at least the same as the requirements for appointing non-Independent Board of Commissioners members plus several other rules in OJK Regulation No. 33/POJK.04/2014 as follows:

Criteria	Independent Commissioners		
	Tippy Joesoef	Hae Wang Lee	Stephen Liestyo
Not a person who works or has the authority and responsibility to plan, lead, control or supervise the activities of the Issuer or Public Company within the last 6 (six) months, except for reappointment as an Independent Commissioner of the Issuer or Public Company in the following period.	√	√	√
Does not own shares, either directly or indirectly, in the Issuer or Public Company.	√	√	√
Has no affiliation with the Issuer or Public Company, members of the Board of Commissioners, members of the Board of Directors, or Major Shareholders of the Issuer or Public Company.	√	√	√
Has no direct or indirect business relationship related to the business activities of the Issuer or Public Company.	√	√	√

Statement of Independence of Each Independent Commissioner

A statement of independence from members of the Independent Board of Commissioners stating that they have no affiliation with the Company will then be submitted to the OJK.

The following is proof of the statement of independence of the Independent Board of Commissioners of KB Bank:







BOARD OF DIRECTORS

The Board of Directors plays an important role in the Company's managerial structure, fully responsible for the Bank's operations and strategies. The Board of Directors' main task is to ensure that the policies taken are in line with the Bank's vision and mission. As a party representing the Bank, the Board of Directors has the authority to act on behalf of the Bank, both in legal and business matters, in accordance with the provisions of the articles of association. The existence of the Board of Directors greatly determines the achievement of the Bank's goals, which include financial achievements and compliance with applicable regulations.

Legal Basis

1. Law No. 40 of 2007 concerning Limited Liability Companies;
2. OJK Regulation No. 33/POJK.04/2014 concerning Directors and Board of Commissioners of Issuers or Public Companies;
3. OJK Regulation No. 17 of 2023 concerning Implementation of Governance for Commercial Banks;
4. Articles of Association of PT Bank KB Bukopin Tbk.

Directors' Work Guidelines/Charter

The Board of Directors Charter is prepared as a guideline for carrying out the duties and responsibilities of the Board of Directors efficiently, effectively, transparently, competently, independently and accountably so that it can be accepted by all interested parties and in accordance with statutory regulations. The Board of Directors' Charter is regularly reviewed to adapt to current conditions. The Board of Directors' Work Guidelines and Regulations (Charter) currently in effect are based on Decree No. 28 of 2022 concerning Guidelines and Work Rules for the Board of Directors of KB Bank, which covers aspects regarding:

1. Introduction;
2. Composition of the Board of Directors;
3. Work Ethics;
4. Working Time;
5. Board of Directors Meeting
6. Implementation of GCG Corporate Governance;
7. Leave/temporary absence
8. Sanctions
9. Others
10. Conclusion.

Directors' Criteria

The criteria for the Company's Directors are adjusted to Financial Services Authority Regulation no. 33/POJK.04/2014 concerning Directors and Board of Commissioners of Issuers or Public Companies. In addition, the Company also sets additional criteria, namely:

1. Have experience in the operational field as a Bank Executive Officer for at least 5 years;
2. Prepared by the Remuneration and Nomination Committee which is approved by the Board of Commissioners.

Terms of Office

Apart from being determined at the GMS, the Board of Directors' work guidelines also determine the term of office of appointed Directors for a period of 3 (three) years from the closing of the GMS when appointed, and if there are members of the Board of Directors whose term of office has ended they can be reappointed in accordance with the Company's Articles of Association.

Composition and Basis for Appointment of Members of The Board of Directors in 2024

In 2024, there was a change in the composition of the Board of Directors based on the Resolution of the Extraordinary General Meeting of Shareholders held on January 24, 2024, which honorably dismissed Seng Hyup Shin as Director of the Company, and appointed Jang Hyuk Im as Director of the Company. In addition, the Resolution of the Annual General Meeting of Shareholders held on June 28, 2024, honorably dismissed Young Eun Moon as Director of the Company and Yohanes Suhardi as Director of the Company.

The composition and composition of the Board of Directors in effect on December 31, 2024 can be viewed as follows.

Name	Position	Basis of Appointment	Period
Woo Yeul Lee	President Director	Annual GMS on May 25, 2022	2022-Closing of the Annual General Meeting of Shareholders for the 2024 Fiscal Year
Robby Mondong	Vice President Director	Annual GMS on June 28, 2024	2024-Closing of the 2027 Annual General Meeting of Shareholders
Helmi Fahrudin	Director	Extraordinary GMS on August 25, 2020	2020-Closing of the Annual General Meeting of Shareholders for the Fiscal Year 2024
Dodi Widjajanto	Director	Extraordinary GMS on August 25, 2020	2020-Closing of the Annual General Meeting of Shareholders for the Fiscal Year 2024
Henry Sawali	Director	Annual GMS on June 28, 2024	2024-Closing of the 2027 Annual General Meeting of Shareholders
Jung Ho Han	Director	Extraordinary GMS on January 31, 2023	2023-Closing of the Annual General Meeting of Shareholders for the 2025 Fiscal Year
Jang Hyuk Im	Director	Extraordinary GMS on January 24, 2024	2024-Closing of Annual General Meeting of Shareholders for Financial Year 2026

Fit and Proper Test

OJK Regulation no. 27/POJK.03/2016 concerning the Fit and Proper Test for Main Parties of Financial Services Institutions, which states that the managers or managers of financial institutions must meet the fit and proper criteria to serve as members of the Board of Directors and Board of Commissioners. This assessment covers several aspects, namely integrity, financial suitability or reputation, and the competency of prospective bank administrators. In this context, integrity refers to honesty and trustworthiness, financial worthiness or reputation refers to financial and professional track record, while competence includes technical and managerial abilities relevant to carrying out the duties and functions assigned to the Board of Directors and Board of Commissioners. This assessment is key in ensuring that the managers or administrators of financial institutions have adequate capacity to carry out the responsibilities of the Board of Directors and Board of Commissioners effectively and responsibly.

Name	Position	OJK Approval	Effective Date
Woo Yeul Lee	President Director	KEP-4/D.03/2023	January 5, 2023
Robby Mondong	Vice President Director	KEP-65/D.03/2022	April 28, 2022
Helmi Fahrudin	Director	KEP-35/D.03/2021	April 22, 2021
Dodi Widjajanto	Director	KEP-120/D.03/2021	August 19, 2021
Henry Sawali	Director	KEP-26/D.03/2022	August 3, 2022
Jung Ho Han	Director	KEPR-150/D.03/2023	January 10, 2024
Jang Hyuk Im	Director	KEPR-125/D.03/2024	December 16, 2024

Board of Directors' Share Ownership

Members of the Board of Directors are required to disclose share ownership of 5% (five percent) or more, both in the bank concerned and in other banks and companies, domiciled at home and abroad. The following is a description of the share ownership of members of the Board of Directors of KB Bank until the end of 2024:

Name	Position	Share Ownership (Share)			
		KB Bank	Other Bank	Non-Bank Financial Solution	Other Companies
Woo Yeul Lee	President Director	11,800,000 (0.0062804%)	None	None	None
Robby Mondong	Vice President Director	5,107,000 (0.0027181%)	None	None	None
Helmi Fahrudin	Director	2,483,951 (0.0013220%)	None	None	None
Dodi Widjajanto	Director	2,000,088 (0.0010645%)	None	None	None
Henry Sawali	Director	1,600,000 (0.0008516%)	None	None	None
Jung Ho Han	Director	11,983,400(0.0063780%)	None	None	None
Jang Hyuk Im	Director	None	None	None	None

Concurrent Board of Directors Position

The guidelines and work procedures for the Board of Directors of KB Bank prohibit members of the Board of Directors from holding concurrent positions as:

1. Member of the Board of Directors, member of the Board of Commissioners or Executive Officer at a bank, company and/or other institution;
2. Political party administrators, members of the DPR, DPD, DPRD Level I, and DPRD Level II and/or regional heads;
3. Other positions in accordance with the provisions in the Legislative Regulations.

Name	Position	Position in Other Company/Institution	Name of Other Company/Institution
Woo Yeul Lee	President Director	None	None
Robby Mondong	Vice President Director	None	None
Helmi Fahrudin	Director	None	None
Dodi Widjajanto	Director	None	None
Henry Sawali	Director	None	None
Jung Ho Han	Director	None	None
Jang Hyuk Im	Director	None	None

Directors' Affiliate Relations

The Articles of Association state that the General Meeting of Shareholders (GMS) has the authority to dismiss members of the Board of Directors if there is a family relationship up to the third degree between members of the Board of Directors or between members of the Board of Directors and members of the Board of Commissioners. This family relationship includes straight-line and side-line relationships, including those that arise as a result of marriage.

Name	Position	Financial Relation with						Family Relation with						Management Relation	
		Board of Commissioner		Board of Director		Shareholder		Board of Commissioner		Board of Director		Shareholder			
		Yes	No	Yes	No	Yes	No	Yes	No	Yes	No	Yes	No	Yes	No
Woo Yeul Lee	President Director		x		x		x		x		x		x		x
Robby Mondong	Vice President Director		x		x		x		x		x		x		x
Helmi Fahrudin	Director		x		x		x		x		x		x		x
Dodi Widjajanto	Director		x		x		x		x		x		x		x
Henry Sawali	Director		x		x		x		x		x		x		x
Jung Ho Han	Director		x		x		x		x		x		x		x
Jang Hyuk Im	Director		x		x		x		x		x		x		x

Duties, Obligations and Responsibilities

Based on the Board of Directors' Guidelines and Regulations, the Board of Directors has full duties and responsibilities as follows:

1. Implementation of Company management;
2. Manage the Company in accordance with its authority and responsibilities as regulated in the Articles of Association and applicable laws and regulations;
3. Implement GCG principles in every Company business activity at all organizational levels;
4. Follow up on audit findings and recommendations from the Company's Internal Audit Work Unit, external auditors, Bank Indonesia supervision results and/or supervision results from other authorities;
5. In order to implement GCG principles, the Board of Directors is at least obliged to establish:
   a. Internal Audit Work Unit;
   b. Risk Management Work Unit and Risk Management Committee; And
   c. Compliance Work Unit.

6. Accountable for the implementation of his duties to Shareholders through the General Meeting of Shareholders;
7. Carry out the appointment of members of the Audit Committee, Risk Monitoring Committee and Remuneration and Nomination Committee based on the decision of the Board of Commissioners meeting;
8. Disclose to employees regarding the Company's strategic policies in the field of personnel;
9. Directors are prohibited from using individual advisors and/or professional services as consultants unless they meet the following requirements:
   a. Projects are special;
   b. Based on a clear contract, which at least includes the scope of work, responsibilities and work period as well as costs;
   c. Consultants are Independent Parties and have the qualifications to work on special projects as referred to in the previous point.
10. Provide accurate, relevant and timely data and information to the Board of Commissioners;
11. Have work guidelines and rules that are binding for each member of the Board of Directors;
12. All decisions taken by the Board of Directors in accordance with the work guidelines and regulations are binding and the responsibility of all members of the Board of Directors;
13. Members of the Board of Directors are prohibited from granting general power of attorney to other parties which results in the transfer of the duties and functions of the Board of Directors.

Rights and Authorities of Directors

Based on the Articles of Association, the rights and authority of the Board of Directors are as follows:
1. The Board of Directors has the right to represent the Company inside and outside the court on all matters and in all cases bind the Company, with other parties, and carry out all actions, both regarding management and ownership;
2. The President Director or 2 (two) Directors together have the right and authority to act for and on behalf of the Board of Directors and represent the Company;
3. For certain actions, the Board of Directors also has the right to appoint one or more people as their representatives or proxies by giving them the powers regulated in the power of attorney;
4. The Board of Directors can appoint either individuals or 1 (one) group of people in the form of a committee to carry out the management of certain business activities of the Company.

Duties and Responsibilities of Each Director

The division of duties and authority of each member of the Board of Directors is determined by the General Meeting of Shareholders (GMS) and regulated in the Board of Directors' work procedures guidelines. This guideline provides specific direction regarding the responsibilities of each member of the Board of Directors based on their expertise, experience and company goals. The division of duties and authority of each member of the Board of Directors is as follows:

Name	Position	Work Field
Woo Yeul Lee	President Director	Coordinating all functions and groups/divisions including Internal Audit, Anti Fraud, Corporate Communication and Human Capital.
Robby Mondong	Vice President Director	• Sales planning and management of Retail, Micro, and SME segments. • Sales function of Retail, Micro, and SME segment products. • Development of Retail, Micro, and SME segment products. • Partnership of Retail, Micro, and SME segments. • Managing portfolio and supporting sales for micro and SME segments. • Business function, Development and support of sales and operations of trade finance products. • Management of operational risk of SME credit. • Sales planning and management of commercial, corporate, and Korean-link segments. • Sales function and partnership of commercial, corporate, and Korean-link segments. • Development of transactional products and solutions in commercial, corporate, and Korean-link segments. • Participating in global syndicated loans, international banking loans to large companies, as well as financing and cross-selling services. • Development of new business solutions and supply chains. • Function of policy development and business process restructuring related to credit. • Managing KPI of commercial, corporate, and Korean-link business segments. • Handling business performance management and Branch KPI. • Planning and implementing incentives and sales promotions to increase branch sales. • Handling media relations and corporate marketing communications. • Handling investor relations. Coordinating the implementation of group retail business, small and medium enterprises and wholesale, corporate relations, to maintaining KPI of branch office business performance.

Name	Position	Work Field
Helmi Fahrudin	Director of Operation	• Retail segment sales planning and management. • Branch customer service. • Retail segment sales function. • Product development and portfolio management for the retail segment consisting of Pension Credit, Home Ownership Credit (KPR), Motor Vehicle Ownership Credit (KPM), Credit Cards, Wealth Management, Fund Products, and other products. • Strategic partners and retail product sales strategy. • Marketing communications. • Manage the retail credit factory in the retail segment related to credit analysis for the retail segment and operations related to the credit document compliance process, credit investigation and disbursement in the retail segment as well as third party management. • Operations on electronic channels of credit cards, payment systems, trade finance and treasury. • Development of services and operations to improve customer service. • Business Process Restructuring. • Strengthening insurance partnerships
Dodi Widjajanto	Director of Compliance and Risk	• Regulations and compliance policies. • Monitoring corporate governance. • Single point of contact with regulator. • Customer introduction. • Anti-money laundering and transaction monitoring. • Corporate legal functions and litigation. • Monitoring, analysis and assessment of credit portfolios and credit collectability, providing assessment/rating models. • Credit risk control • Enterprise Risk Management • Market & Liquidity Risk Management • Operational Risk Management and others • Information Technology Risk Management • Personal data protection. • Customer Protection. • Reporting and monitoring daily activities and preparing all policies and SOPs for the Treasury Middle Office. • Conducting Credit Stress Tests to ensure and manage regulatory capital adequacy and compliance policies.
Henry Sawali	Director of Credit	• Credit analysis for corporate, commercial and Korean Link segments. • Manage the Credit Regional Center for the MSME segment. • Manage bad banks, credit restructuring for MSME, corporate, commercial and Korean Link segments. • Managing Foreclosed Assets (AYDA) and conducting bulk sales. • Manage assets and/or Bank portfolios that have been sold, as well as manage ABS and Sukuk. • Rite segment credit billing. • Operation of legal credit processing, credit investigation and disbursement in the MSME, corporate, commercial and Korean Link segments. • Manage all asset quality in the Bank and act as a control tower to improve asset quality. • Billing, maintenance and settlement for Swamitra
Jung Ho Han	Director of Strategy	• Planning and managing company strategy. • Subsidiary management. • Driving business growth through strategic partnerships. • Strategy and optimization of physical sales channels / branch office outlets, sub-branch offices, cash offices and ATMs. • Driving transformation and as a project management office. • Procurement and management of fixed assets. • Encourage implementation and monitoring of efficiency strategies through cost hunting.
Jang Hyuk Im	Financial Director	• Treasury and liquidity management. • Custody and trustee business. • Corporate financial strategy and planning and budget. • Management Information System and performance management. • Accounting, tax and Internal Control Over Financial Report. • Financial transactions in the procurement process. • Managing ALCO. • Managing KPI at corporate, group to department levels.
Jung Ho Han	Director Alt Information & Digital Technology	• Digital IT development and IT-based service development for customers. • Information Technology (IT) policy and strategy. • IT infrastructure reliability and availability. • IT application development. • IT security for the Bank's cyber resilience and security. • New Generation Banking System (NGBS). • Incubation and development of digital solutions. • Business development and digital ecosystem. • Process improvement and IT and Digital competency enhancement.

Management of Conflicts of Interest of Directors

In the event of a conflict of interest, members of the Board of Directors are prohibited from taking actions that could harm the Bank or reduce the Bank's profits and are required to disclose conflicts of interest in every decision, so that to carry out legal actions in the form of transactions that contain a conflict of interest between the personal economic interests of the members of the Board of Directors, approval from the GMS is required based on majority vote from shareholders who have no conflict of interest.

Decree and Implementation of Directors' Duties

In 2024, the Bank's Board of Directors effectively carried out its role and responsibilities in directing strategic and operational policies. The main task of the Board of Directors is to ensure that the policies implemented support the Bank's development, especially in implementing the long-term vision. One of the prominent achievements is the Bank's increasingly strong focus on the Retail segment, along with steps that support government programs. In addition, the Board of Directors also updated the Bank's identity by launching a rebranding that includes updating the logo and brand.

Throughout 2024, several policies and strategic decisions issued by the Board of Directors include:

Policy Number/ Letter Number	Subject	Date Stipulated
7	General Policy Quality Assurance PT. Bank KB Bukopin, Tbk	20-Dec-23
26	Policy on Position Description, Task & Signature List	05-Mar-24
32 (V2)	Policy Regarding Credit Committee Institution And Authority PT Bank KB Bukopin Tbk	16-Apr-24
71	Policy regarding Write Off and Claims Write Off PT. Bank KB Bukopin, Tbk.	17-May-24
81	Policy regarding Environment And Social Risk Policy	03-Jun-24
85	Policy on Provisions for the Implementation of Regional Human Capital Transactions	04-Jun-24
108	Policy on Consumer Protection Code of Ethics PT Bank KB Bukopin Tbk	15-Jul-24
111	Policy on Employee Appointment of PT Bank KB Bukopin Tbk	24-Jul-24
113 (V2)	Policy Concerning Global Treasury PT Bank KB Bukopin Tbk	05-Dec-24
114	Policy on Business Travel	31-Jul-24
123	High-level Policy of KB Bank Governance	23-Aug-24
127	Information Security Management System Policy	02-Sep-24
131	Policy on Consumer Protection and Society PT Bank KB Bukopin Tbk	26-Sep-24
134	Policy on Basic Salary Scale for Employees of PT Bank KB Bukopin Tbk	30-Sep-24
135	Policy on Remuneration of Foreign Workers	30-Sep-24
136	Policy on Regulation of Spiritual Travel Facilities for Employees of PT Bank KB Bukopin Tbk	09-Oct-24
141	Policy on Employee Leave PT Bank KB Bukopin Tbk	10-Oct-24
142	Policy on Education Support	10-Oct-24

Policy Number/ Letter Number	Subject	Date Stipulated
149	KB Bank's Loan at Risk Portfolio Management Policy	17-Oct-24
154	Policy Regarding Outsource Management of PT Bank KB Bukopin Tbk	24-Oct-24
155	Policy on Collective Loan at Risk PT Bank KB Bukopin Tbk	25-Oct-24
161	Policy on Making Agreements and Power of Attorney Agreements	31-Oct-24
185	Policy on the Implementation of APU, PPT, and PPPPSPM	06-Dec-24
189	Policy on Office Network Classification	28-Nov-24
195	Policy concerning Approval of Allowance for Impairment Losses Determination	29-Nov-24
198	Policy on Eid Mubarak Allowance (THR) for PT Bank KB Bukopin Tbk Employees	04-Dec-24
199	Policy of Training, Workshop and Socialization Implementation for Employees PT Bank KB Bukopin Tbk	29-Nov-24
208	Anti Fraud Strategy Policy	12-Dec-24
222	Policy on Operational Risk Management of PT Bank KB Bukopin Tbk	31-Dec-24
223	Risk Appetite Policy of PT Bank KB Bukopin, Tbk	30-Dec-24
224	High Level Policy Regarding Risk Management PT Bank KB Bukopin, Tbk	30-Dec-24
225	Policy Regarding Recovery Action Plan of PT Bank KB Bukopin, Tbk	31-Dec-24

Risk Management Certification

As regulated in Bank Indonesia Regulation no. 11/19/PBI/2009 concerning Risk Management Certification for Management and Officials of Commercial Banks, Board of Commissioners and Directors are required to have a Risk Management Certificate issued by a Professional Certification Institute, with the following classification

Position	Level	Valid Period
Board of Commissioner	At least Level 1	4 Years
Board of Commissioner	At least Level 2	4 Years
President Director and Board of Director with assets of 1 to 10 T	4	2 Years

If the certification period has expired, a periodic Maintenance Program (Refreshment) must be carried out. This program must be carried out at least 1 (one) time in 4 (four) years for levels 1 and 2; or 1 (one) time in 2 (two) years for levels 3, 4 and 5.

The following table describes the risk management certification held by the KB Bank Board of Directors in 2024.

Name	Position	Qualification	Certification Body
Woo Yeul Lee	President Director	7	Risk Management Certification Body (BSMR)
Robby Mondong	Vice President Director	7	Risk Management Certification Body (BSMR)
Helmi Fahrudin	Director	7	Risk Management Certification Body (BSMR)
Dodi Widjajanto	Director	7	Risk Management Certification Body (BSMR)
Henry Sawali	Director	7	Risk Management Certification Body (BSMR)
Jung Ho Han	Director	7	Risk Management Certification Body (BSMR)
Jang Hyuk Im	Director	7	Risk Management Certification Body (BSMR)

Company Introduction Program for New Directors

The Induction Program for newly appointed Directors has the main objective of introducing the Company's structure and dynamics as a whole. This is expected to accelerate the Board of Directors' understanding of various important aspects of the organization, including the roles and responsibilities to be carried out, as well as the business flow and processes carried out. As part of this effort, the Corporate Secretary is tasked with designing and compiling relevant materials for the induction program. These materials include various information about the Company, including:

1. Explanation of the duties, responsibilities and authority of members of the Board of Directors;
2. Introduction and explanation of Company Culture and Organizational Structure;
3. Explanation of the Company's Work Plan and Budget (RKAP) and Bank Business Plan (RBB), Guidelines for the Board of Directors' Work Rules, and the Company's Articles of Association;
4. Participate in training programs in fields appropriate to the duties and functions concerned. As well as other important things that can be provided in the form of presentations, meetings, visits to the Company and review of documents or other programs.

In connection with the change in the composition of the Board of Directors, KB Bank carried out an introduction program for the new member of the Board of Directors, namely Jang Hyuk Im on January 24, 2024 in Jakarta.

Training and Competency Development Program in 2024

All members of the KB Bank Board of Directors are committed to continuously improving their professional competence and capacity to support the implementation of their duties and responsibilities optimally. The training and competency development of the Board of Directors during 2024 are as follows:

Name and Position	Education and Training Types	Education and Training Materials	Venue/Date	Organizer
Woo Yeul Lee (President Director)	Training and Workshop	• SME Plan Workshop • Marathon Kick Off Workshop • RKA SKAI Kick Off • Anti Fraud Workshop • Anti-Corruption & Anti-Fraud Training • SND Kick Off • SMR J7 certification • Online APU PPT For Executive	• Jakarta, January 25, 2024 • Jakarta, February 1, 2024 • Jakarta, March 21, 2024 • Jakarta, June 27, 2024 • Jakarta, July 19, 2024 • Jakarta, August 2, 2024 • Jakarta, October 29, 2024 • Jakarta, November 5, 2024	• Internal Training • Internal Training • Internal Training • Internal Training • AAFM • Internal Training • IRPA & BSMR • Rinto Teguh
Robby Mondong (Vice President Director)	Training and Workshop	• SME Plan Workshop • Marathon Kick Off Workshop • Snd Senior Leader Talk Workshop • SND Kick Off • VPD Workshop • SMR J7 certification • Smr J7 Certification • Online APU PPT For Executives • Product Business Workshop	• Jakarta, January 25, 2024 • Jakarta, February 1, 2024 • Jakarta, July 19, 2024 • Jakarta, August 2, 2024 • Jakarta, October 16, 2024 • Jakarta, October 1, 2024 • Jakarta, October 23, 2024 • Jakarta, November 5, 2024 • Jakarta, December 11, 2024	• Internal Training • Internal Training • Internal Training • Internal Training • Internal Training • IRPA & BSMR • IRPA & BSMR • Rinto Teguh • Internal Training
Helmi Fahrudin (Director)	Training dan Workshop	• SME Plan Workshop • Kick Off Marathon Workshop • IAI Membership Extension • Anti-Corruption & Anti-Fraud Training • SND Senior Leader Talk Workshop • SND Kick Off • VPD Workshop • SMR J7 Certification • Online APU PPT For Executive • Product Business Workshop	• Jakarta, January 25, 2024 • Jakarta, February 1, 2024 • Jakarta, February 2, 2024 • Jakarta, July 19, 2024 • Jakarta, July 19,2024 • Jakarta, August 2, 2024 • Jakarta, October 16, 2024 • Jakarta, October 23, 2024 • Jakarta, November 5, 2024 • Jakarta, December 11, 2024	• Internal Training • Internal Training • IAI • AAFM • Internal Training • Internal Training • Internal Training • IRPA & BSMR • Rinto Teguh • Internal Training
Dodi Widjajanto (Director)	Training	• Anti-Corruption and Anti-Fraud Training • SMD Kick Off • SMR J7 Certification • Online APU PPT For Executive	• Jakarta, July 19, 2024 • Jakarta, August 2, 2024 • Jakarta, October 23, 2024 • Jakarta, November 5, 2024	• AAFM • Internal Training • IRPA & BSMR • Rinto Teguh

Name and Position	Education and Training Types	Education and Training Materials	Venue/Date	Organizer
Henry Sawali (Director)	Training and Workshop	• SME Plan Workshop • BOD J7 Alignment • Anti-Corruption and Anti-Fraud Training • SND Kick Off • Online APU PPT For Executive • Mitigation & Evaluation Workshop SAM IV SME	• Jakarta, January 25, 2024 • Jakarta, March 27, 2024 • Jakarta, July 19, 2024 • Jakarta, August 2, 2024 • Jakarta, November 5, 2024 • Jakarta, December 5, 2024	• Internal Training • IRPA • AAFM • Internal Training • Rinto Teguh • Internal Training
Jung Ho Han (Director)	Training and Workshop	• SME Plan Workshop • Anti-Corruption and Anti-Fraud Training • SND Kick Off • SMR J7 Certification • Online APU PPT For Executive	• Jakarta, January 25, 2024 • Jakarta, July 19, 2024 • Jakarta, August 2, 2024 • October 29, 2024 • Jakarta, November 5, 2024	• Internal Training • AAFM • Internal Training • IRPA & BSMR • Rinto Teguh
Jang Hyuk Im (Director)	Training	• SMR J7 Certification • Treasury J7 Certification	• Jakarta, August 1, 2024 • Jakarta, October 30, 2024	• IRPA & BSMR • APUVINDO

Mechanism for Resignation and Dismissal of Directors

A member of the Board of Directors may resign by notifying the Bank of his intention in writing, with a copy to the Shareholders, Directors and other members of the Board of Commissioners at least 30 (thirty) days before the date of his resignation. The Company must hold a General Meeting of Shareholders (GMS) within 90 (ninety) days after receiving the resignation letter of a member of the Board of Directors to follow up on the matter. Otherwise, the resignation will be considered valid without GMS approval. Before the resignation becomes effective, the relevant member of the Board of Directors is still obliged to complete his duties and responsibilities in accordance with the Articles of Association. The mechanism is as follows:

1. Proposals for dismissal and/or replacement of members of the Board of Directors will be decided at the GMS by taking into account recommendations from the Board of Commissioners or the committee carrying out the nomination function;
2. The decision to dismiss a member of the Board of Directors is taken after the relevant member of the Board of Directors is given the opportunity to defend himself at the GMS. Such dismissal takes effect from the closing of the GMS which decides the dismissal, unless another date of dismissal is determined by the GMS. Providing an opportunity to defend oneself is not necessary if the member of the Board of Directors voluntarily resigns from his/her position and/or does not object to the dismissal;
3. Members of the Board of Directors whose term of office has ended may be reappointed for only 1 (one) term of office;
4. A member of the Board of Directors has the right to resign from his position by notifying the Company in writing of his intention at least 30 (thirty) calendar days before the date of his resignation;
5. A member of the Board of Directors who resigns will only be relieved of his responsibilities if the GMS releases him from his responsibilities during his term of office;
6. The Company is obliged to hold a GMS no later than 90 (ninety) days after receiving the resignation letter to decide on the request for resignation of the member of the Board of Directors;
7. In the event that a member of the Board of Directors resigns resulting in the number of Directors being less than 2 (two) people, then the resignation is valid if it has been determined by the GMS and a new member of the Board of Directors has been appointed so that it meets the minimum requirements for the number of members of the Board of Directors;
8. The terms of office of a member of the Board of Directors ends if:
   a. Resign;
   b. No longer meets applicable statutory requirements;
   c. Pass away;
   d. Dismissed based on GMS resolution.

Directors' Performance Assessment

Based on Law No. 40 of 2007 concerning Limited Liability Companies specifies that if the Board of Directors functions of 2 (two) or more Directors, the Directors' responsibilities apply jointly and severally. There are 2 (two) types of procedures for assessing the performance criteria of the Board of Directors as follows:

Performance Assessment by GMS

Evaluation of the Board of Directors and each Member of the Board of Directors is conducted annually by the Board of Commissioners as part of accountability. This evaluation includes the overall performance results of the Board of Directors, both collegially and individually. The results of the evaluation will be submitted to Shareholders at the General Meeting of Shareholders (GMS). This evaluation is one of the factors for consideration by shareholders in the decision to dismiss and/or reappoint members of the Board of Directors.

Implementation Procedures of Performance Assessments for the Board of Directors

Every year, members of the Board of Directors carry out a self-assessment to evaluate the performance of the Board of Directors in a collegial manner. This aims to encourage positive contributions from each member of the Board of Directors in improving performance on an ongoing basis. Proposals for the

performance achievements of the Board of Directors are submitted by the Board of Commissioners and Directors at the General Meeting of Shareholders (GMS). The GMS provides exemption from responsibility to members of the Board of Directors for the management carried out during the previous fiscal year, unless there are acts of embezzlement, fraud or other criminal acts which are reflected in the Annual Report and Financial Statements.

Board of Directors' Performance Evaluation Criteria

The performance assessment of the Directors is measured based on the key performance indicators that have been determined for each Director, namely:

President Director
1. Achieving targeted financial performance;
2. Conducting healthy credit expansion and maintain asset quality;
3. Increasing low-cost funds to strengthen funding structures and support sustainable business growth;
4. Ensuring adequate capital to support business expansion and maintain the bank's financial stability;
5. Implementing strategic initiatives to support business growth and the company's competitiveness;
6. Managingand increasing the company's stock value;
7. Improving risk management and regulatory compliance.

Vice President Director
1. Achieving targeted financial performance;
2. Expanding market share by increasing the number of active customers and new credit growth;
3. Optimizing low-cost fund collection to strengthen funding structure and support sustainable business growth;
4. Increasing operational cost efficiency and reducing Cost of Fund to support profitability.
5. Improving asset quality through healthy credit growth and decreasing Loan at Risk (LAR);
6. Implementing strategic initiatives to support business growth and the Company's competitiveness;
7. Improving risk management and regulatory compliance.

Retail Business Director
1. Achieving targeted financial performance;
2. Expanding market share by increasing the number of active customers and new credit growth;
3. Optimizing low-cost fund collection to strengthen funding structure and support sustainable business growth;
4. Increasing operational cost efficiency to support profitability.
5. Improving asset quality through healthy credit growth and decreasing in Loan at Risk (LAR);
6. Implementing strategic initiatives to support business growth and the Company's competitiveness;
7. Improving risk management and regulatory compliance.

Director of Credit
1. Achieving targeted financial performance;
2. Increasing credit growth through expansion of new debtors;
3. Improving asset quality and credit management effectiveness – Managing the ratio of non-performing loans and increasing collection effectiveness;
4. Implementing operational cost efficiency and asset optimization;
5. Implementing strategic initiatives to support business growth and the Company's competitiveness.

Director of Compliance and Risk
1. Ensuring regulatory compliance and minimizing sanctions from regulators;
2. Conducting legal cost efficiency and increasing successful case resolution;
3. Implementing strategic initiatives to support business growth and corporate competitiveness;
4. Increasing the effectiveness of fraud control and prevention;
5. Increasing the completeness of policies and procedures in supporting good risk governance.

Director of Strategy
1. Achieving targeted financial performance;
2. Expanding market share by increasing the number of active customers and new credit growth;
3. Conducting healthy credit expansion and maintaining asset quality;
4. Optimizing sales productivity to gain customer trust and loyalty;
5. Implementing strategic initiatives to support business growth and company competitiveness.

Director of Finance
1. Achieving targeted financial performance;
2. Conducting operational cost efficiency and asset optimization;
3. Ensuring adequate capital to support business expansion and maintaining the bank's financial stability;
4. Implementing strategic initiatives to support business growth and the Company's competitiveness.

Director of IT
1. Achieving targeted financial performance;
2. Expanding market share by increasing the number of digital customers;
3. Carrying out operational cost efficiency and improve asset quality;
4. Increasing Information Technology support in services and operations to support business.
5. Implementing strategic initiatives to support business growth and the Company's competitiveness.

Director of Operations
1. Achieving targeted financial performance;
2. Carrying out operational cost efficiency and improving asset quality;
3. Increasing customer loyalty towards the Company's products;
4. Increasing product effectiveness according to customer needs;
5. Improving the quality of Human Resources and employee engagement.

Director of SME Business
1. Achieving targeted financial performance;
2. Efficient operating costs and improving asset quality;
3. Expanding market share and increase customer loyalty towards the Company's products;
4. Optimizing sales productivity to gain customer trust and loyalty.

Parties Conducting the Assessment

The performance assessment of the Board of Directors is carried out by the Board of Commissioners and Shareholders at the General Meeting of Shareholders (GMS), in accordance with the obligations stipulated in applicable laws and the provisions contained in the company's Articles of Association. This assessment process also follows the mandate given by Shareholders, which can be manifested in the resolutions taken at the GMS. The Board of Commissioners is responsible for ensuring that the performance assessment of the Board of Directors is carried out objectively and transparently, in accordance with established standards.

Meanwhile, Shareholders have an important role in determining company direction and policies, including evaluating the performance of the Board of Directors in achieving company goals. Thus, the Board of Directors performance assessment process becomes an integral part of good corporate governance, which aims to increase accountability, transparency and accountability at the highest leadership level.

Self-Assessment of Duties and Responsibilities and Adequacy of Board Governance Implementation

The performance assessment of the Board of Directors is also carried out using the self-assessment method in accordance with SEOJK No. 13/SEOJK.03/2017 of 2017 concerning the Implementation of Governance for Commercial Banks.

Self-Assessment Implementation Procedure

Self-assessment is conducted in the period of June and December each year. The Bank conducts the assessment based on the working paper in accordance with Attachment III of SEOJK No. 13/SEOJK.03/2017 of 2017 concerning the Implementation of Governance for Commercial Banks, indicators of the Implementation of Duties and Responsibilities of the Board of Directors.

Criteria for Adequacy of Governance Implementation

Criteria for Self Assessment of the Duties and Responsibilities Implementation of the Board of Directors are divided into 3 (three) aspects, namely Governance Structure, Governance Process, and Governance Outcome. Governance Structure consists of 16 (sixteen) indicators, Governance Process consists of 14 (fourteen) indicators while Governance Outcome consists of 10 (ten) indicators.

Parties Conducting the Assessment

The assessment is carried out by the Compliance, Policy & Good Corporate Governance Department as the work unit that carries out assessments of GCG implementation factors in the Company.

Performance Assessment of Committees and Work Units under The Board of Directors

In carrying out its management duties, the Board of Directors recognizes the importance of forming committees under it. The formation of these committees is adjusted to the Company's business needs and applicable regulatory provisions. The main purpose of forming these committees is to create effectiveness and efficiency in company operations.

These committees can cover various areas such as audit, risk, remuneration, nominations, and so on, depending on the needs and characteristics of the company. Each committee has specific responsibilities in accordance with its respective functions, such as supervising operational policies and practices, ensuring compliance with regulations, or providing recommendations regarding remuneration policies and appointment of members of the Board of Directors.

In 2024, the Board of Directors assesses that the committees formed have carried out their duties and responsibilities effectively. This evaluation includes an assessment of the performance of the committees in achieving their goals, as well as the effectiveness of work processes and their contribution to the overall performance of the company. Thus, the existence of these committees is expected to improve overall corporate governance and support the achievement of strategic business goals.

Risk Management Committee

Optimal risk management is one of the key elements in maintaining the stability and sustainability of the Company's operations. To support this, KB Bank has a Risk Management Committee as part of an effort to ensure that any risks that arise can be identified, analyzed, and managed properly.

The Risk Management Committee plays an important role in developing and overseeing the implementation of a risk management system that is aligned with the company's business strategy. Through a structured and integrated approach, the Risk Management Committee contributes to increasing the company's resilience to potential risks that can affect performance and the achievement of business goals.

Throughout 2024, an evaluation of the performance of the Risk Management Committee showed that the committee had carried out its duties effectively. The Board of Directors assessed that the steps taken by the committee, from mapping to risk mitigation, had a positive impact on maintaining business continuity. In addition, the Risk Management Committee also ensures that risk management policies remain relevant and able to adapt to the dynamics of the business environment.

ALCO Committee

Asset and liability management is a crucial aspect in maintaining the Bank's business balance and profitability. In this regard, the ALCO Committee acts as a strategic decision maker that considers business growth and operational sustainability. Throughout 2024, the meetings and policies set by ALCO were considered effective by the Board of Directors. This reflects strict supervision of the financial portfolio and an adaptive response to changing market conditions. ALCO decisions contribute significantly to risk management and the achievement of long-term financial targets. Thus, the role of ALCO is key in ensuring the Bank's business stability and growth in a sustainable manner.

Information Technology Steering Committee

In the Company's ecosystem that is increasingly dependent on technology, information technology management must be carried out in a focused and strategic manner. To that end, the Information Technology Steering Committee acts as the main entity that provides direction and recommendations to the Board of Directors and Board of Commissioners in overseeing the implementation and readiness of information technology infrastructure.

The Information Technology Steering Committee is responsible for reviewing information technology needs, formulating strategies that are in line with the company's interests, and ensuring compliance with IT security policies and standards. During 2024, the Information Technology Steering Committee carried out its duties in accordance with the established work plan. Its success in supporting the implementation of information technology in the company reflects a commitment to efficiency, security, and relevance of IT infrastructure to business needs.

Thus, the existence of this Committee plays a crucial role in ensuring that information technology becomes the main driving force for achieving the Company's vision and goals.

Credit Restructuring Committee

Credit restructuring is a strategic step aimed at improving the Company's credit portfolio and reducing the risk of non-performing loans. In this process, the Credit Restructuring Committee has a primary role in assessing, recommending, and deciding on credit restructuring in accordance with its authority.

The Credit Restructuring Committee is responsible for restructuring credit with quality 1 and 2 for debtors included in the monitoring category (watch list). In addition, the Credit Restructuring Committee also handles the restructuring and recovery efforts of quality 3, 4, and 5 credits after restructuring. Decisions taken by the Credit Restructuring Committee are based on an in-depth analysis of the debtor's financial condition and its potential impact on the Company.

Throughout 2024, the Board of Directors assessed that the Credit Restructuring Committee had carried out its duties optimally. Every decision made has contributed significantly to reducing credit risk and maintaining the company's financial stability. With its strategic role, this committee plays an important role in ensuring healthy and sustainable credit management.

Non-Performing Loans Settlement Committee

In managing non-performing loans, an effective mechanism is needed to ensure that every decision taken can minimize the risk for the Bank. The Non-Performing Loan Settlement Committee plays a crucial role in handling loans with an unusual status ranging from substandard to non-performing, including through steps such as collateral takeover (AYDA), write-offs of books, and write-offs of bills.

As part of the settlement process, the Non-Performing Loans Settlement Committee is responsible for analyzing the financial condition of the debtor, assessing collateral, and considering existing risks before recommending or determining a final decision. Throughout 2024, the Board of Directors assessed that the Non-Performing Loans Settlement Committee had carried out its duties well, based on the reports and recommendations provided. This evaluation ensures that the credit settlement policy has a positive impact on the Bank's financial stability. With its strategic role, the Non-Performing Loans Settlement Committee is a key element in maintaining the quality of the credit portfolio and supporting the bank's financial health.

DIVERSITY POLICY FOR THE BOARD OF COMMISSIONERS AND DIRECTORS

Public Company Governance Guidelines from the Financial Services Authority in the Attachment to the Financial Services Authority Circular Letter No. 32/ SEOJK.04/2015 concerning Public Company Governance Guidelines emphasizes the importance of diversity in the composition of members of the Board of Commissioners and Directors.

The diversity in an organization does not only include individual differences, but also includes the management of structures that support optimal performance. In this case, the appointment of members of the Board of Commissioners and Board of Directors must be carried out by considering relevant expertise and experience. The right selection will ensure that each member can carry out their duties and responsibilities effectively, so that they can support the achievement of the Company's overall goals.

The diversity of the composition of the Board of Commissioners and Board of Directors is explained in the following table:

Name	Position	Gender	Age (Years old)	Education	Work Experience	Expertise
Board of Commissioners						
Jerry Marmen	President Commissioner	Male	59	Doctor of Philosophy at the Australian National University (2012)	• Assistant to the Special Staff of the President of the Republic of Indonesia for Economic Affairs (2019-present) • Head of the Professional Certification Institute (LSP) for Governance, Risk, and Compliance (TRK) (2021-present) • Supervisory Commissioner of LSP-BSMR, Professional Certification Institute (LSP) Risk Management Certification Agency (BSMR) (2021-2022) • Risk Policy Committee/Risk Monitoring Committee, PT. Asuransi Jasa Indonesia (Persero) (2019-2021) • Chief & Senior Consultant PT. Strategic Development Group (2018-2021) • President Commissioner of PT Proteksi Antar Nusa (Insurance Brokerage) (2018-2021) • President Commissioner of PT Proteksi Antar Nusa (Insurance Brokerage) (2012-2018) • Director of Planning and Risk Management of PT Informasi Kredit Indonesia (2014-2019) • President Director of PT Risk Frontier (2012-2021) • Vice Rector of Perbanas School of Economics (PERBANAS Institute) (2000-2003)	GRC Specialist for Banking & Financial Institutions
Seng Hyup Shin	Deputy President Commissioner	Male	54	Master of Administration in Administration, KyungPook National University (1997	• Global Growth Supporting Division Head (Managing Director) (2024-present) • General Manager, KB Financial Group (2018- 2020) • Senior Deputy General Manager, KB Financial Group (2017) • Team Manager, KB Financial Group (2014-2016)	Finance

Name	Position	Gender	Age (Years old)	Education	Work Experience	Expertise
Nanang Supriyatno	Commissioner	Male	55	Master of Business Administration in Economics and Business from Gadjah Mada University (2023)	• Deputy Chief Executive Officer PT Bosowa Property Group (2017-2022) • Internal Audit Director Bosowa Group (2013-2022) • President Director PT Bosowa Beton Indonesia (2015-2018) • Risk Management Director PT Semen Bosowa Maros (2015-2017) • Recovery and Restructuring of problem loans PT Bank Mandiri (Persero) Tbk (1994-2013)	Finance
Tippy Joesoef	Independent Commissioner	Male	60	Bachelor of Economics from Bandung College of Economics (STIEB) (1990)	• Member of the Audit Board, Financial Services Authority (2023-Present) • Independent Audit Committee, American International Assurance (AIA) Financial (2019-Present) • Chief GRC, Fazz Financial Group (2019-2022) • Executive Director- Country Risk Management Head, UOB Indonesia (2013-2016) • SVP Global Consumer Group, Citibank NA (2013) • SVP Risk Management, Bank Danamon (2011-2012) • Head of Country Operational Risk Management, Basel 2 and Enterprise Risk Management – Maybank (2005-2011) • Head of Compliance for Consumer & Commercial Banking, ABN AMRO Bank (1999-2005) • Credit Operations Manager, Standard Chartered Bank (1991-1999)	Risk Management
Hae Wang Lee	Independent Commissioner	Male	56	Master of Laws from Yonsei University (1998)	• Member of Board of Directors Korean Association of Indonesia (2020-present) • President Director LEENOH Consulting Indonesia (2019-present) • Foreign Lawyer MR&Partners Law Firm at Jakarta (2015-2019) • Lawyer at APEX LLC Head of Jakarta Apex Office (2011-2014) • Lawyer at Law Firm C&K, LEX, APEX (2006-2011)	Legal
Stephen Liestyo	Independent Commissioner	Male	60	Masters in International Marketing, IPMI International Business School, Jakarta (2002)	• President Commissioner, PT Sol Mitra Fintec (2016-2021) • President Commissioner, PT Prismalink International (2014-2021) • Independent Commissioner of PT. KiosOn Commercial Indonesia, February (2018 - 2019) • President Commissioner of PT Wahana Ottomitra Multiartha (WOM Finance), (2010 - 2015) • Director of Consumer Banking, PT Bank Maybank Indonesia Tbk (2009-2013) • Commissioner of BCA Finance (2000-2009)	Finance

Name	Position	Gender	Age (Years old)	Education	Work Experience	Expertise
Board of Directors						
Woo Yeul Lee	President Director	Male	60	• Master of International Economics from Korea University (1990) • Bachelor Degree in Agricultural Economics from Korea University (1998)	• Senior Executive Vice President & Chief Strategy Officer KB Financial Group (2022) • Senior Executive Vice President & Chief Human Resource Officer KB Financial Group (2021) • Senior Executive Vice President & Chief Information Technology Officer KB Financial Group (2020)	Finance
Robby Mondong	Vice President Director	Male	56	• MBA Degree in Marketing, Woodbury University Burbank CA USA (1993) • Degree in Finance and Banking, National University San Diego CA USA (1992)	• SEVP Head of Sales and Distribution PT Bank CIMB Niaga Tbk (2019 – 2021) • EVP Head of Sales and Distribution PT Bank CIMB Niaga Tbk (2015 – 2019) • SVP Head of Sales and Distribution PT Bank CIMB Niaga Tbk (2013 – 2015)	Finance
Helmi Fahrudin	Director	Male	49	• Bachelor in Accounting Economics, Indonesian Christian University, (2003) • Diploma (D-3) in Accounting Economics, STIE Yogyakarta, (1997)	• Head of SKAI (Executive Officer) PT Bank Bukopin Tbk (2019-2020) • Head of Corporate Strategic Planning Division (Executive Officer) PT Bank Bukopin Tbk, (2018-2019) • Member of the Supervisory Board, Bank Bukopin Pension Fund (2016-2020)	Finance
Dodi Widjajanto	Director	Male	58	• Master of Management in Agribusiness, Bogor Agricultural University, (2002) • Bachelor of Economics and Development Studies, Sebelas Maret University, (1990)	• Head of Regional Office, PT Bank Negara Indonesia (Persero) Tbk Bandung Regional Office (2020) • Head of Regional Office, PT Bank Negara Indonesia (Persero) Tbk Palembang Regional Office (2018-2020) • General Manager of Hong Kong Branch Office, PT Bank Negara Indonesia (Persero) Tbk Hong Kong Branch Office (2016-2018)	Finance
Henry Sawali	Director	Male	56	• Masters Degree in Business Administration, National University of San Diego USA (1992) • Bachelor Degree in Finance, California State University – Fresno (1986)	• Head of Commercial and MSME Banking Credit PT Bank CIMB Niaga Tbk (2017-2022) • Senior Manager – SCO for Indonesia PT Bank ANZ Indonesia (2016-2017) • Senior Vice President – Head of Corporate Credit Risk, PT Bank OCBC NISP Tbk (2010-2016)	Finance

Name	Position	Gender	Age (Years old)	Education	Work Experience	Expertise
Jung Ho Han	Director	Male	53	• Master of Science Management Engineering, Korea Advanced Institute of Science and Technology (2002) • Bachelor Degree in Business Administration, University of Korea (1999)	• Chief Financial Officer/General Manager, KB Securities Co., Ltd. (2017-2022) • Associate/Team Manager/Senior Deputy General Manager, KB Financial Group Inc. (2008-2017) • Associate of Strategic Planning Department / Branch, KB Kookmin Bank (1999-2006)	Management
Jang Hyuk Im	Director	Male	49	• Master of Business Administration, Korea Advanced Institute of Science and Technology (2002) • Bachelor Degree in Electrical & Computer Engineering, Inha University, Korea (2002)	• Director, Investment Banking Group, KB Securities Co., Ltd (2021-2023) • Financial Planning Team Manager, KB Finansial Holdings (2019-2021) • Financial Pelanning Associate, KB Finansial Holdings (2017-2019) • Senior Vice President, Strategic Planning Department, Hyundai Securities (2014-2016) • Senior Vice President, Strategic Planning Office, Hyundai Group HQ, (2011-2014) • Vice President, Strategic Planning Department, Hyundai Securities (2001-2011)	FInancial



REMUNERATION POLICY FOR THE BOARD OF COMMISSIONERS AND DIRECTORS

Remuneration for the Company's Board of Commissioners and Directors is based on the provisions contained in OJK Regulation No. 45/POJK.03/2015 on the Implementation of Governance in Providing Remuneration for Commercial Banks, as well as Financial Services Authority Circular Letter No. 40/ SEOJK.03/2016 on the Implementation of Governance in Providing Remuneration for Commercial Banks. Apart from that, decisions regarding remuneration are also discussed and agreed upon at the Annual General Meeting of Shareholders (GMS). Reviews of the remuneration and worker welfare systems are carried out regularly and continuously. The factors considered in the assessment include:

1. Bank Financial Performance;
2. Worker competency and performance;
3. Remuneration practices applicable in the market.

KB Bank emphasizes its commitment to implementing a competitive, fair and balanced remuneration system for all workers. This bank ensures that no workers receive compensation under the provisions set by the Government. In addition, KB Bank periodically reviews and updates its remuneration policy so that it is in line with industry developments and the company's business strategy. This is done to ensure that the remuneration system remains relevant and complies with applicable banking regulations.

Remuneration of The Board of Commissioners

The amount of remuneration and other facilities provided to the Board of Commissioners will be determined at the Annual GMS by Shareholders taking into account recommendations from the Remuneration and Nomination Committee.

Procedure for Determining Remuneration for The Board of Commissioners

The procedure for determining the remuneration of the Company's Board of Commissioners is as follows:

1. Shareholders hold discussions at the GMS;
2. The GMS gives authority and power to the Board of Commissioners to determine the amount of remuneration;
3. The Remuneration and Nomination Committee conducts studies and evaluations to determine remuneration for the Board of Commissioners;
4. The Remuneration and Nomination Committee provides recommendations to the Board of Commissioners;
5. The Board of Commissioners discusses the recommendations of the Remuneration and Nomination Committee and then proposes them by letter to the Controlling Shareholders;
6. Letter of Determination by the Controlling Shareholder to the Board of Commissioners;
7. Letter from the Board of Commissioners to the Board of Directors regarding Determination of Remuneration for the Board of Commissioners and Directors.

Indicators for Determining Remuneration for The Board of Commissioners

The indicators used in determining the Remuneration of members of the Board of Commissioners are as follows:

1. Remuneration that applies to the banking industry and the business scale of KB Bank in the banking industry;
2. The duties, responsibilities and authorities of members of the Board of Directors and/or members of the Board of Commissioners are related to achieving the objectives and performance of KB Bank;
3. Performance targets or performance of each member of the Board of Directors and/or members of the Board of Commissioners;
4. Balance of allowances between fixed and variable benefits.

Remuneration Policy for the Board of Commissioners and Board of Directors

No.	Remuneration/Facility Type	Description
1	Honorarium	In accordance with the provisions of the Board of Commissioners' Honorarium Scale after obtaining approval from the General Meeting of Shareholders or determined by the Board of Commissioners

Remuneration Policy for the Board of Commissioners and Board of Directors

No.	Remuneration/Facility Type	Description
2	Allowance Housing & Utilities Allowance Vehicle Allowance Religious Holiday allowance Health care benefits Glasses Reimbursement Educational Aid	Provided in accordance with the following internal provisions: • For the Board of Commissioners, refer to the Board of Commissioners Decree No. SKEP/016-DKOM/XI/2021 concerning Refinement of Remuneration Policy in the Form of Honorarium and other Benefits for the Board of Commissioners. • For the Board of Directors, refer to the Decree of the Board of Commissioners No. SKEP/001-DKOM/II/2023 concerning Refinement of Remuneration Policy in the Form of Honorarium, Variable Remuneration and other Benefits for Directors.
3	Facilities Telephone Credit Facility Mobile Telephone Facility Business Travel Pocket Money Life insurance Post-Employment Insurance Legal Aid	Provided in accordance with the following internal provisions: • For the Board of Commissioners, refer to the Board of Commissioners Decree No. SKEP/001-DKOM/II/2021 concerning Refinement of Remuneration Policy in the Form of Honorarium and other Benefits for the Board of Commissioners. • For the Board of Directors, refer to the Decree of the Board of Commissioners No. SKEP/001-DKOM/II/2023 concerning Refinement of Remuneration Policy in the Form of Honorarium, Variable Remuneration and other Benefits for Directors
4	Tantiem/Bonuses/Incentives	In accordance with the GMS Resolutions
5	Appreciation for completion of work period	Provided in accordance with the following internal provisions: • For the Board of Commissioners, refer to the Board of Commissioners Decree No. SKEP/001-DKOM/II/2021 concerning Refinement of Remuneration Policy in the Form of Honorarium and other Benefits for the Board of Commissioners. • For the Board of Directors, refer to the Decree of the Board of Commissioners No. SKEP/001-DKOM/II/2023 concerning Refinement of Remuneration Policy in the Form of Honorarium, Variable Remuneration and other Benefits for Directors.

Nominal/Remuneration Components for each Board of Commissioners

Amount of Remuneration and Other Facilities	Amount Received in 1 Year	
	People	Amount (in IDR)
Honorarium	7	7,575,468,728
Allowance		
Housing & Utilities Allowance	7	1,515,093,750
Vehicle Allowance	7	1,136,320,298
Religious Holiday allowance	6	861,904,730
Health care benefits	6	225,786,958
Glasses Reimbursement	2	5,000,000
Educational Aid	7	731,299,188
Facilities		
Telephone Credit Facility	7	97,988,188
Mobile Telephone Facility	2	24,000,000
Business Travel Pocket Money	4	43,565,300
Life insurance	0	0
Post-Employment Insurance	2	1,152,000,000
Legal Aid	0	0
Tantiem/Bonuses/Incentives	0	0
Appreciation for completion of work period	0	0
Total		13,368,427,140

Group Table for the Remuneration Amount for the Board of Commissioners

Total Remuneration	Number of the Board of Commissioners
Above IDR 2 Billion	1
Above IDR 1 Billion-IDR 2 Billion	5
Above IDR 500 Million-IDR 1 Billion	1
IDR 500 Million and below	0

Stock Options for The Board of Commissioners

In accordance with the General Meeting of Shareholders on April 20, 2005, shareholders approved the issuance of option shares for members of the Board of Commissioners, Directors and employees of the Company who meet the requirements. However, in 2024, the Company will not have a stock option program.

Remuneration of Directors

Procedure for Determining Directors' Remuneration

The amount of remuneration for the Board of Directors is determined by taking into account the GMS resolutions and applicable regulations. The Company will pay attention to profit achievement targets, the ability to maintain continuity and business development carried out in accordance with the results of the analysis and recommendations of the Remuneration and Nomination Committee. The Remuneration and Nomination Committee then proposes to the Board of Commissioners to then be proposed at the GMS.

Indicators for Determining Directors' Remuneration

The indicators used in determining the Remuneration of members of the Board of Commissioners are as follows:

1. Key Performance Indicator (KPI) or results of the performance and achievement assessment of the Board of Commissioners;
2. The Company's financial performance and capabilities;
3. Business development banks;
4. Comparative results of banking industry remuneration;
5. Consideration of the Company's long-term targets and strategies.

Nominal Amount/Components of Directors' Remuneration

OJK Regulation No. 45/POJK.03/2015 and Financial Services Authority Circular No. 40/SEOJK.03/2016 provides guidelines for providing remuneration to the Board of Commissioners and Directors of Commercial Banks. Disclosure of remuneration components is an important part of transparency and accountability in corporate governance.

The remuneration components for the Board of Commissioners can consist of various elements, including basic salary, incentives, allowances and other facilities. The nominal amount or amount of this remuneration component is usually adjusted to the responsibilities and contributions of each member of the Board of Commissioners, as well as the company's financial condition and performance.

Details of the remuneration components are usually disclosed in the company's annual report or sustainability report. This aims to provide clear and transparent information to stakeholders regarding remuneration management in the company, as well as to ensure that the process of providing remuneration is carried out in accordance with statutory provisions and good governance principles.

The nominal amount/components of the Directors' remuneration are as follows:

Amount of Remuneration and Other Facilities	Amount Received in 1 Year	
	People	Amount (in IDR)
Honorarium	8	19,188,666,667
	0	0
Allowance	8	3,837,733,333
Housing & Utilities Allowance	7	2,028,300,000
Vehicle Allowance	7	541,384,975
Religious Holiday allowance	5	15,000,000
Health care benefits	8	1,900,250,000
Glasses Reimbursement	7	1,695,250,000
Educational Aid	8	5,372,826,667
	0	0
Facilities	0	0
Telephone Credit Facility	2	24,000,000
Mobile Telephone Facility	0	0
Business Travel Pocket Money	3	1,091,296,190
Life insurance	-	-
Post-Employment Insurance	-	-
Legal Aid	-	-
	2	1,152,000,000
Tantiem/Bonuses/Incentives	6	8,997,787,608
Appreciation for completion of work period	2	2,615,000,000
Total		**48,459,495,440**

Group Table for the Remuneration Amount for the Board of Directors

Total Remuneration	Number of the Board of Commissioners
Above IDR 2 Billion	7
Above IDR 1 Billion-IDR 2 Billion	1
Above IDR 500 Million-IDR 1 Billion	0
IDR 500 Million and below	0

Board of Directors Succession Policy

KB Bank has implemented a continuous employee development program to prepare for future leadership regeneration. This program targets potential employees included in the Talent Pool, providing them with the opportunity to participate in training or activities related to management, business strategy, strategic planning, risk analysis and business potential, operational and financial performance analysis, and other similar programs.

With this program, the Bank has internal reserves that may be considered as candidates for members of the Board of Directors if needed, in accordance with the recommendations of the Remuneration and Nomination Committee. The nomination process is carried out transparently and in accordance with the conditions and needs of the Bank, and based on applicable laws and regulations.

In addition to internal candidates, the Bank may also consider qualified external candidates, such as those obtained through references from Shareholders or Bank Management, or through cooperation with other third parties. This is regulated in the Decree of the Board of Commissioners No. 002 of 2019 concerning Nomination Guidelines, thus allowing the Bank to have various options in selecting the best candidates for members of the Board of Directors.

Ratio of the Highest and Lowest Salary

Description	2024	2023
Highest and lowest employee salaries	**77:1**	68:1
Highest and lowest Directors' salaries	**1.68:1**	1.69:1
Highest and lowest Commissioners salaries	**1.39:1**	1.39:1
Highest salaries for Directors and employees	**1.46:1**	1.46:1

Variable Remuneration for Employees

Variable Remuneration	Amount Received by Employees in 1 year			
	2024		2023	
	People	IDR (million)	People	IDR (million)
Total	**2,436**	**26,135,613,636**	**2,340**	**11,680,412,056**

Deferred Variable Remuneration

The total deferred variable remuneration, consisting of payments in cash and/or shares or share-based instruments issued by KB Bank, and will be applied to payments in 2024, is as follows:

Remuneration Type	Amount (in IDR or % of Variable Remuneration)	Payment Scheme
Deferred Cash	1,328,581,760(10% of Variable Remuneration)	Paid in 3 installments over 3 years (2025 – 2027)
KB Bank Shares	33,758,906 shares (20% of Variable Remuneration)	Paid in 3 installments over 3 years (2025 – 2027)

Total Compensation Given to Employees Affected by Termination of Employment and Total Nominal Paid

Nominal amount of compensation paid	2024	2023
IDR Billion	**12,61**	22,62
Number of People	**55**	490



MEETING OF THE BOARD OF COMMISSIONERS AND DIRECTORS

The implementation of Board of Commissioners meetings refers to Financial Services Authority Regulation No. 33/POJK.04/2014 dated December 8, 2014 concerning the Board of Directors and Board of Commissioners of Issuers or Public Companies and the Company's Articles of Association, which are again confirmed in the Guidelines and Work Rules for the Board of Commissioners and Directors.

Board of Commissioners Meeting

Board of Commissioners Work Guidelines and Regulations No. 015 of 2019, regulates the provisions for meetings of the Board of Commissioners and meetings of the Board of Commissioners with the Board of Directors, including as follows:

1. Every policy and strategic decision must be decided at a meeting of the Board of Commissioners with due observation of the prevailing regulations;
2. The Board of Commissioners must hold regular meetings at least 1 (one) time in 2 (two) months, or the Board of Commissioners meeting can be held at any time if deemed necessary by the President Commissioner or 2 (two) or more members of the Board of Commissioners or by the Board of Directors;
3. In addition, the Board of Directors together with the Board of Commissioners shall periodically hold joint meetings at least 1 (one) time in 4 (four) months;
4. The Meeting of the Board of Commissioners must be attended physically by all members of the Board of Commissioners at least 2 (two) times a year;
5. The summons for a meeting of the Board of Commissioners shall be made in writing by the President Commissioner or one of the members of the Board of Commissioners through the Secretary of the Board of Commissioners by stating the agenda, date, time and place of the meeting;
6. The decision of the Board of Commissioners meeting shall be taken based on deliberation for consensus. In the event that a decision based on deliberation for consensus is not reached then the decision is taken by a vote based on a vote agreeing more than ½ (half) part of the number of members of the Board of Commissioners present;
7. The results of the meeting of the Board of Commissioners including the joint meeting of the Board of Commissioners and Board of Directors shall be set forth in the minutes of the meeting, signed by all members of the Board of Commissioners and/or Directors present and delivered to all members of the Board of Commissioners and/or Board of Directors;
8. All decisions of the Board of Commissioners are binding on all members of the Board of Commissioners. Dissenting opinions that occur in the meeting of the Board of Commissioners must be clearly stated in the minutes of the meeting along with the reasons for the dissent;
9. Minutes of meetings of the Board of Commissioners are recorded and documented by the Secretary of the Board of Commissioners and/or the Corporate Secretary.

Internal Meeting of The Board of Commissioners

Throughout 2024, the KB Bank Board of Commissioners has held 15 (fifteen) internal meetings. The average attendance rate of members of the Board of Commissioners in these meetings reached 90%. The details of the meeting agenda are as follows:

No.	Date	Agenda	Meeting Participant
1	January 15, 2024	• Approval of the Remuneration and Nomination Committee Recommendation regarding the Deputy President Commissioner Candidate • Approval of the Finance Director's Retirement Package	12 Participants
2	January 22, 2024	Approval of Remuneration and Nomination Committee Recommendation for Finance Director Retirement Package	14 Participants
3	February 1, 2024	• Approval of Extension of Credit Facility of PT KB Finansia Multifinance • Approval of Extension of Credit Facility of PT KB Valbury Sekuritas.	20 Participants
4	February 22, 2024	Discussion of Approval of Revised Bank Business Plan (RBB) 2024-2026	20 Participants
5	April 1, 2024	Discussion of Plan to Terminate PWC Audit Services Contract and Appointment of New KAP	16 Participants
6	April 12, 2024	Approval of Appointment of New KAP	20 Participants
7	May 17, 2024	• Approval of Changes to the Write-Off of Book and Write-Off of Bills Policy of PT Bank KB Bukopin Tbk. • Discussion of Consumer Protection of Bank KB • Discussion of Customer Complaints Service of Bank KB	24 Participants

No.	Date	Agenda	Meeting Participant
8	June 20, 2024	• Discussion of BOD and BOC Contract Evaluation • Discussion of BOD and BOC Retirement Packages • Discussion of BOD and BOC Remuneration Budget 2024 • Discussion of Changes in Foreign Worker Remuneration • Approval of the Revised Bank Business Plan for 2024-2026 • Discussion of Realization of PT Bank KB Bukopin Tbk's Financial Performance in May 2024 • Discussion of Update on Completion of the NGBS Project • Discussion of Update on the Settlement of the Inter-Office Account (RAK) Hacking Case	24 Participants
9	August 22, 2024	Loan Extension Approval of PT Sunindo Kookmin Best Finance (SKBF)	17 Participants
10	September 19, 2024	Approval of New Credit Facility to PT KB Bukopin Finance	18 Participants
11	October 24, 2024	Approval of Changes to PT Bank KB Bukopin Tbk's Outsourcing Management Policy	14 Participants
12	November 19, 2024	• Request for Approval for AML, PPT, and CPF Policy Updates • Discussion of AML, CFT, and CPF Implementation Activity Reports	16 Participants
13	November 21, 2024	• Request for Approval in Principle and Additional Costs to Continue the SHINE Project • Discussion of SHINE Project Progress Update and Implementation Plan	37 Participants
14	November 28, 2024	Discussion on Roles and Responsibilities Adjustment of the Board of Directors Based on the Development of the New Organizational Structure	40 Participants
15	December 12, 2024	Adjustment Approval for Director Duties and Responsibilities in Connection with Development of New Organizational Structure	18 Participants

Joint Meeting

Throughout 2024, the KB Bank Board of Commissioners has held meetings by inviting the Board of Directors 6 (six) times. The details of the meeting agenda are as follows:

No.	Date	Agenda	Meeting Participant
1	January 22, 2024	Report on the Implementation of the EGMS Approval of the Meeting Chair	26 Participants
2	January 24, 2024	• Report and Discussion of Company Performance Realization for Quarter 4 of 2023 • Report and Discussion of Risk Base Bank Rating (RBBR) Semester II 2023 • Report and Discussion of Rebranding Project	23 Participants
3	April 25, 2024	Discussion of Company Performance Realization for the First Quarter of 2024	32 Participants
4	June 24, 2024	Approval of Appointment of Chairman of the 2024 Annual General Meeting of Shareholders	25 Participants
5	July 31, 2024	• Determination of Company KPI Target Setting • Approval of Master Contractor Replacement and Extension of SHINE Project Time • Realization of Company Performance June 2024 & RBBR Semester I 2024	33 Participants
6	November 28, 2024	• Application for Approval of PT Bank KB Bukopin Tbk RBB 2025-2027 • Application for Approval of KB Bank's Recovery Plan and Resolution Plan	40 Participants

Frequency of Meetings and Attendance Level of The Board of Commissioners in 2024

The Board of Commissioners Meetings during 2024 were held 15 (fifteen) times. Meanwhile, Joint Meetings of the Board of Commissioners with the Board of Directors during 2024 were held 6 (six) times. The frequency of Attendance at Board Meetings and Joint Meetings of the Board of Commissioners with the Board of Directors is as follows:

No.	Name	Board of Commissioners Meeting			Joint meeting of Board commssioners and Directors		
		Total Meeting	Attendance Frequency	Attendance Rate	Total Meeting	Attendance Frequency	Attendance Rate
1.	Jerry Marmen	15	15	100%	6	6	100%
2.	Seng Hyup Shin*	13	9	69%	6	5	83%
3.	Nanang Supriyatno	15	15	100%	6	6	100%
4.	Tippy Joesoef	15	15	100%	6	6	100%
5.	Hae Wang Lee	15	12	92%	6	6	100%
6.	Stephen Liestyo	15	14	93%	6	6	100%
7.	Sukriansyah S. Latief**	8	8	100%	4	4	100%
8.	Eugene K. Galbraith**	8	5	62%	4	3	75%

*) Effective since being determined by the Bank after fulfilling all requirements stipulated in POJK No. 27/POJK. 03/2016, No. 37/POJK.03/2017 and/or other applicable laws and regulations.
**) No longer serves as Independent Commissioner as of June 28, 2024

Board of Directors Meeting

Board of Directors meetings are meetings held by the Board of Directors to make various business decisions, evaluate the Company's performance and determine various policies in managing the Company. Board of Directors meetings are held based on the following principles:

1. The Board of Directors is obliged to hold regular Board of Directors Meetings at least 1 (one) time every month and chaired by the President Director;
2. The Board of Directors is obliged to hold regular Board of Directors and Board of Commissioners meetings at least once every 4 (four) months;
3. Board of Directors Meetings can be held at any time if:
   a. deemed necessary by one or more members of the Board of Directors;
   b. Upon written request from one or more members of the Board of Commissioners.
4. Calls for Board of Directors Meetings must be made by members of the Board of Directors who have the right to represent the Board of Directors according to the provisions of the Articles of Association;
5. Decision making is carried out by deliberation to reach consensus and/or voting, and will be considered valid if the meeting is attended by more than half of the Board of Directors;
6. Minutes of meetings are drawn up by the Corporate Secretary and signed by all members of the Board of Directors present to be kept and made available at any time requested by the Board of Commissioners;
7. Dissenting opinions that occur at the meeting must be included in the minutes of the meeting along with the reasons.

Internal Board of Directors Meeting

Throughout 2024, the Board of Directors of KB Bank held Board of Directors meetings 51 (fifty one) times. The meeting agenda is as follows:

No.	Date	Agenda	Meeting Participant
1	January 8, 2024	PWC Pending Audit Data Update Report	49 participants
2	January 15, 2024	• Approval of Bulk Sale ABS III • Approval of Customer Complaints • Results of the Review of the Determination of Covid 19 Restructuring of Debtors of PT. Bintang Gasing Lestari (Follow-up to OJK Findings)	45 participants
3	January 22, 2024	• Approval and Report of EGMS (Radirkom) • Approval of RBBR 2023 • Financial Performance Report December 2023 • 4. Audit Progress Report January 2024	49 participants
4	January 29, 2024	• Approval of ICAAP Report based on Risk Profile Term II 2023 • Audit Progress Report January 2024 (Continued from BOD Meeting January 22, 2024)	19 participants
5	February 5, 2024	• Approval of SPC Asset Management Incentive Scheme • Report and Approval of Swamitra Incentive Program	28 participants
6	February 12, 2024	• Approval of Recruitment Process Proposal • Bad Loan Campaign Progress Report	36 participants

No.	Date	Agenda	Meeting Participant
7	February 19, 2024	• Approval of the Revised RBB 2024-2026 • Financial Performance Report January 2024 • NGBS Progress Report and Data Cleansing	54 participants
8	February 20, 2024	Approval of Revised RBB 2024-2026 (Re-Approval)	22 participants
9	February 26, 2024	• Approval of US$ 300 Million Loan Facility from Korea Development Bank ("KDB") Singapore Branch. • Approval of Recruitment Process • Audit Progress Report February 2024	34 participants
10	March 4, 2024	Shine Progress Update to BOD	29 participants
11	March 18, 2024	• LAR Reduction Steps due to the end of Covid 19 Restructuring • Cardless withdrawal cooperation via Indomaret • Kick off resourcing audit • March 2024 Audit Progress Report	53 participants
12	March 25, 2025	Financial Performance Report in February 2024	43 participants
13	April 22, 2024	• Financial Performance Q1 2024 • Activity and Formation of TFT Data Cleansing • Handover of NPL Debtors for Retail Credit • Progress Audit April 2024	42 participants
14	April 29, 2024	• Marcomm Budget Report Q1 2024 and YG K-Pop Concert Sponsorship • Credit Administration & Payment System Report	49 participants
15	May 6, 2024	• LAR Handling Guidelines • Progress Report on Loan Administration Issues: Mortgage & Extension of Wholesale & SME Working Capital Credit	49 participants
16	May 13, 2024	Approval of the 2023 Fiscal Year GMS Plan	11 participants
17	May 15, 2024	Financial Audit Activity Progress Report 2023 by KAP Moore	36 participants
18	May 20, 2024	• Analysis of SME Normal Loan Decline • April 2024 Financial Performance Report	54 participants
19	May 27, 2024	Balikpapan Legal Case Report	22 participants
20	June 3, 2024	• Approval & Current Status Report of Major Account Differences between GL and Product Ledger and Arrangement Plan • Approval of LAR, NPL and Write-Off Discount Program • Paywatch Progress Report • Report on Plan to Submit Summons for 2024 AGMS • Audit Progress Report for May 2024	49 participants
21	June 5, 2024	• Approval of KPI Results 2H23 & KPI Policy & Scorecard 2024 • Balikpapan Legal Case Report	20 participants
22	June 10, 2024	• Marcom Budget Report April 2024 • Digital Channel Update Report (KB Star & PPOB)	35 participants
23	June 12, 2024	• Approval of KPI Policy & Scorecard 2024 • Approval of Revised RBB 2024-2026	20 participants
24	June 19, 2024	• Approval and Report of AYDA Portfolio & Incentive Scheme • Approval of Revised RBB 2024-2026	33 participants
25	June 24, 2024	• Approval of the Chairman of the 2024 Annual General Meeting of Shareholders (Radirkom) • Financial Performance Report May 2024	51 participants
26	June 26, 2024	• Approval Regarding Reversal of Cost Reserves • Approval of Existing Loan Data Normalization Methodology for NGBS Migration Purposes • Intermediate Level Credit Culture Exercise Report • May 2024 Audit Progress Report	27 participants
27	July 1, 2024	• Approval of the Issuance of KB Bank Global Bank US$ 300 Million in 2024 • Update Report on the Progress of Handover of NPL Debtors in Retail Credit	40 participants
28	July 3, 2024	Approval of Changes to Organizational Structure	10 participants

No.	Date	Agenda	Meeting Participant
29	July 8, 2024	• Approval of Draft Response to KAP Moore Management Letter 2023 • Current Status Report of Important Information Report • Customer Fund Account Report (RDN) • BI Audit Result Report 2024	84 participants
30	July 12, 2024	Loan Repayment Agreement via PT Mandiri West Madura Cessie	12 participants
31	July 15, 2024	Report on the Execution of Waryono Karno's Lawsuit (regarding the Settlement of Kembang 88 Assets) and Application for Approval of Submission of AJB and Submission of Legal Efforts for Judicial Review	10 participants
32	July 22, 2024	• RBBR Approval Semester 1 2024 • Compliance Report • PPOB Update Report: KB Bank x PLN • SKAI Monthly Progress Report	32 participants
33	August 5, 2024	• Implementation of Personal Data Protection (PDP) • Treasury Borrowing Status	36 participants
34	August 12, 2024	• Report of KAP Moore 2024 Kick Off Meeting • Discussion of Procedures and Flow of Board of Commissioners & Committee Meetings • Monthly Report of Marcom & Incentive Budget May-July 2024	113 participants
35	August 19, 2024	Financial Performance Report July 2024	39 participants
36	August 26, 2024	• Monthly Audit Progress Report July 2024 • KBees Report, Company Profile Video • Report on Balikpapan Case Handling Strategy (Fictitious Deposit) and Implementation of Decision Contents	22 participants
37	August 28, 2024	Approval of Interim Audit Results June 2024	41 participants
38	September 18, 2024	Report on the Implementation of the Preparation of the 2025 - 2027 RBB	21 participants
39	September 23. 2024	• Financial Performance Report August 2024 • Approval of Changes in Policy on Institutions and Authorities of the Credit Committee • Approval of Rebranding: Change of Entity Name • Audit Progress Report August 2024	73 participants
40	September 30. 2024	Agreement on Development of Local Currency Transaction Indonesia - South Korea	23 participants
41	October 21, 2024	Financial Performance Report September 2024	43 participants
42	October 28, 2024	• Monthly Progress Report Audit July 2024 • Shine Progress Report	23 participants
43	November 11, 2024	• Approval of RBB 2025-2027 • Approval of Tax Audit Results for Fiscal Year 2021 • Approval of Reporting Fines	35 participants
44	November 18, 2024	• RBB Report 2025-2027 • Financial Performance Report October 2024 • Approval of Adjustment of Business Unit Organizational Structure • Approval of Recovery Plan and Resolution Plan • Approval of Principle and Additional Costs to Continue Shine Project	68 participants
45	November 25, 2024	• Approval of RBB 2025-2027 • Approval of Recovery Plan and Resolution Plan • Audit Progress Report October 2024 & Audit Plan 2025	29 participants
46	December 2, 2024	• Approval of Revamp Vision and Mission of KB Bank • Compliance Update Report • AML, CFT and CPF Implementation Activity Report	21 participants
47	December 9, 2024	• Approval of Public Expose Plan and Presentation Materials • Report on the Socialization of the Draft OJK Regulations regarding Financial Conglomerates and Financial Conglomerate Holding Companies	20 participants
48	December 16, 2024	• Financial Performance Report November 2024 • Audit Progress Report	46 participants
49	December 18, 2024	Regulatory Fine Prevention and Mitigation Agreement	15 participants

No.	Date	Agenda	Meeting Participant
50	December 23, 2024	• SME Banking Deep Change Approval • Marcom Monthly Report and Incentive Budget September- November 2024	41 participants
51	December 30, 2024	Approval of Internal Control Policy Over Financial Report of PT Bank KB Bukopin, Tbk	20 participants

Board of Directors Meeting Frequency and Attendance Level in 2024

No.	Name	Total Meeting	Attendance Frequency	Attendance Rate
1	Woo Yeul Lee	51	46	90.2%
2.	Robby Mondong	51	42	82.4%
3.	Helmi Fahrudin	51	46	90.2%
4.	Dodi Widjajanto	51	45	88.2%
5.	Yohanes Suhardi**	26	19	73.1%
6.	Henry Sawali	51	47	92.2%
7.	Young Eun Moon**	26	16	61.5%
8.	Jung Ho Han	51	43	84.3%
9.	Jang Hyuk Im*	48	43	89.6%

*) Effective since being determined by the Bank after fulfilling all requirements stipulated in POJK No. 27/POJK.03/2016, No. 37/POJK.03/2017 and/or other applicable laws and regulations.
**) No longer serves as Director as of June 28, 2024



MAJOR AND CONTROLLING SHAREHOLDERS

The major and controlling shareholder of KB Bank is Kookmin Bank Co., Ltd., a banking company from South Korea. KB Kookmin Bank is part of the KB Financial Group, one of the largest financial groups in South Korea.

This Korean-based bank has the largest net income achievement in Korea throughout 2019. KB Financial Group shares have been listed on the Korea Exchange (KRX) since October 10, 2008 and on the New York Stock Exchange (NYSE) since September 29, 2008. KB Financial Group's total assets as of December 31, 2019 reached KRW789.6 trillion (or around IDR 9,326 trillion).

The company has expanded its wings into the global market with a network spread across the UK, United States, India, China, Hong Kong, Japan and New Zealand. In Southeast Asia, Kookmin expanded to Cambodia, Vietnam, Laos, Myanmar and Indonesia.

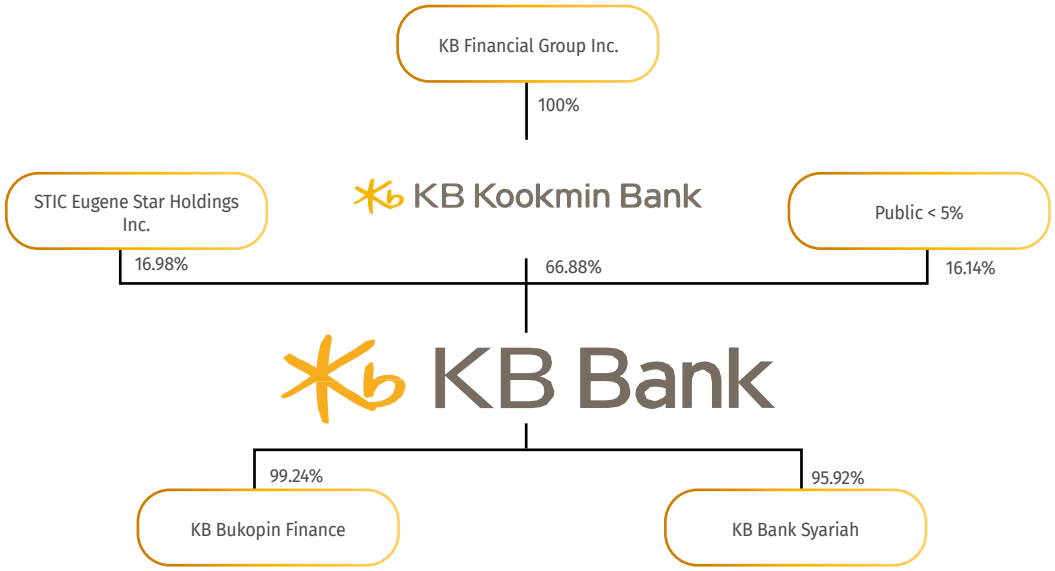

SUPPORTING ORGANS OF THE BOARD OF COMMISSIONERS

In carrying out supervision, the Board of Commissioners of KB Bank is assisted by Committees at the Board of Commissioners level, consisting of:
1. Audit Committee;
2. Remuneration and Nomination Committee;
3. Risk Monitoring Committee;
4. Integrated Governance Committee

Each committee is chaired by an Independent Commissioner to ensure objectivity and independence in decision-making. The implementation of its duties is based on the Committee's Guidelines and Work Procedures which are in line with regulations in Indonesia and best practices that are continuously updated periodically.

Audit Committee

The Audit Committee was established with the aim of supporting the implementation of the Board of Commissioners' function in monitoring the effectiveness of the implementation of the Internal Control System and increasing its active role in ensuring corrective actions against the Bank's issues that could reduce the effectiveness of the Internal Control System.

The formation of the Audit Committee is based on the rules and regulations applicable in Indonesia, including:
1. Jakarta Stock Exchange Regulation Number-Kep-305/ BEJ/07 dated July 19, 2004 concerning Regulation Number I-A concerning the Listing of Shares and Equity Securities Other than Shares Issued by Listed Companies;
2. Bapepam Regulation No.IX.I.5 dated September 24, 2004 concerning the Establishment and Guidelines for the Implementation of Audit Committee Work;
3. POJK No. 21/POJK.04/2015 concerning Implementation of Public Company Governance Guidelines;
4. POJK No. 55/POJK.04/2015 concerning the Establishment and Guidelines for Implementing the Work of the Audit Committee;
5. POJK No. 17 of 2023 concerning Implementation of Commercial Bank Governance;
6. POJK No. 13/POJK.03/2017 concerning the Use of Public Accounting Services and Public Accounting Firms in Financial Services Activities;
7. SEOJK No. 13/SEOJK.03/2017 concerning Implementation of Governance for Commercial Banks;
8. SEOJK No. 36/SEOJK.03/2017 concerning Procedures for Using the Services of Public Accountants and Public Accounting Firms in Financial Services Activities;
9. POJK No. 01/POJK.03/2019 concerning Implementation of the Internal Audit Function in Commercial Banks.

Audit Committee Work Guidelines/Charter

The Audit Committee Charter serves as a guideline in carrying out the duties and responsibilities of the Committee members. This charter has been ratified through the Decree of the Board of Commissioners No. 002 of 2024 concerning the Audit Committee Charter of PT Bank KB Bukopin Tbk.

The charter includes rules related to membership, duties and responsibilities, authority, reporting, and implementation of Audit Committee meetings. All of these matters are explained in more detail in the Audit Committee Guidelines and Work Procedures.

Criteria For Audit Committee Members

Audit Committee members are required to fulfill the following requirements and criteria:
1. Must have high integrity, good morals and character, ability, knowledge, experience in accordance with the field of work, and be able to communicate well;
2. Not a person who works or has the authority and responsibility to plan, lead, control or supervise the Company's activities within the last 6 (six) months except for Independent Commissioners;
3. Not someone who is internal in a Public Accounting Firm, Legal Consultant Firm, Public Appraisal Services Firm or other party providing assurance services, non-assurance services, appraisal services and/or other consulting services to the Company within the last 6 (six) months;
4. Must understand financial reports, the Company's business, especially those related to the Company's services or business activities, audit processes, risk management, and laws and regulations in the Capital Market sector as well as other related laws and regulations;
5. Must comply with the Audit Committee code of ethics established by the Company;
6. Willing to continuously improve competence through education and training;
7. Does not have direct or indirect shares in the Company;
8. In the event that a member of the Audit Committee acquires Company shares, either directly or indirectly, as a result of a legal event, the shares must be transferred to another party within a maximum period of 6 (six) months after acquiring the shares;
9. Has no affiliation with members of the Board of Commissioners, members of the Board of Directors, or Major Shareholders of the Company;
10. Has no direct or indirect business related relationships to the Company's business activities.

Membership Structure and Expertise of The Audit Committee

1. Members of the Audit Committee are appointed and dismissed by the Company's Directors based on the decision of the Board of Commissioners meeting.
2. The number of members and composition of the Audit Committee membership of PT Bank KB Bukopin Tbk is as follows:
   a. The Audit Committee consists of at least 1 (one) member who is an Independent Commissioner and 2 (two) people from independent parties from outside the Company, where 1 (one) person has expertise in the field of finance and accounting for at least 5 (five) years and 1 (one) person who has expertise in the field of law and/or banking for at least 5 (five) years;
   b. The audit committee is chaired by an Independent Commissioner who is also a member;
   c. The Chair of the Audit Committee can only hold concurrent positions as Chair of another Committee on at most 1 (one) other committee;
   d. One member of the Audit Committee is appointed as Committee Secretary;
   e. The appointment and dismissal of Audit Committee members is reported to the OJK within a maximum period of 2 (two) working days after the appointment or dismissal;
   f. Information regarding appointment and dismissal as referred to above is contained on the stock exchange website and the Company's website.

Terms of Office Provisions

Referring to the Audit Committee Work Implementation Guidelines, it is explained that the term of office of Audit Committee members cannot be longer than the term of office of the Board of Commissioners as regulated in the Articles of Association and can only be re-elected for 1 (one) subsequent period.

Structure, Number, Composition, and Basis for Appointment of The Audit Committee

The membership of the Audit Committee which has been ratified through Decree No. 107 of 2024 dated September 12, 2024, has the following composition and number of members:

Name	Positions in Committee	Position in KB Bank	Expertise	Period
Stephen Liestyo	Chairman	Independent Commissioner	Banking, GCG and Financial Audit	2024-2027
Tippy Joesoef	Member	Independent Commissioner	Banking, GCG, Risk management and Financial Audit	2023-2024
Dewi Anggesty Sah Bandar	Member	Independent Party	Banking and Financial Auditing	2022-2025
Jacobus Sindu Adisuwono	Member	Independent Party	Banking and Financial Auditing	2022-2025

Profile of Audit Committee Members

The profiles of Stephen Liestyo, Tippy Joesoef are available in the Profile of the Board of Commissioners section in this Annual Report. The profiles of members who are independent parties are as follows:

Dewi Anggesty Sah Bandar
Audit Committee Member (Independent Party)

Age	59 Years old
Nationality	Indonesia
Domicile	Bekasi
Education History	• Bachelor (Ir) in Agricultural Economics (Agribusiness), Bogor Agricultural University (1988) • Master Management (MM) in Finance, Gadjah Mada University (1993)
Employments History	• Head of Quality Management Biz Retail Banking - BTPN (2012-2017); • Independent Commissioner of PT DMS Modal Ventura (2019-present); • Senior Partner of PT INOFIN Consulting (2018-present).
Other Position	• Independent Commissioner of PT DMS Modal Ventura (2019-present) • Senior Partner of PT INOFIN Consulting (2018-present

Dewi Anggesty Sah Bandar
Audit Committee Member (Independent Party)

Legal Basis for Appointment	Board of Directors Decree No. 0040 of 2023 dated March 30, 2023
Qualification	Banking and Financial Audit

Jacobus Sindu Adisuwono
Bachelor of Economics Accounting, Parahyangan Catholic University

Age	62 Years Old
Nationality	Indonesia
Domicile	Jakarta
Education History	Bachelor of Economics Accounting, Parahyangan Catholic University
Employments History	• Secretary General of the Bank Internal Auditors Association as a professional association (2011-2014) • Chairman of the Bank Internal Auditors Association (2014-2017); • Member of the Supervisory Board - Bank Internal Auditors Association (2017-2020); • Chairman of the Audit Committee of the Institute of Internal Auditors Indonesia (2018-present).
Other Position	• Commissioner of PT Asuransi Umum BCA (August 2021-present) • Member of the Audit Committee and Risk Monitoring Committee of PT Bank Ina Perdana, Tbk. (2021-present) • Member of the Audit Committee of PT Bank BCA Syariah (2017-present)
Legal Basis for Appointment	Board of Directors Decree No. 0040 of 2023 dated March 30, 2023
Qualification	Banking and Financial Audit

Certifications Obtained by Committee Members

The Audit Committee continues to strive to improve the professional standards of its members through various certification and training programs. By participating in nationally and internationally recognized certifications, Audit Committee members can ensure that their competence is always up to date. The following is a list of certifications that have been obtained until 2024.

Name	Position	Audit Committee Professional Certification Types
Stephen Liestyo	Chairman	Risk Management - Qualification VI
Tippy Joesoef	Member	Risk Management - Qualification VI
Dewi Anggesty Sah Bandar	Member	Risk Management - Qualification VII Qualification VI KKNI Audit Manager
Jacobus Sindu Adisuwono	Member	Risk Management - Qualification VI Certification in Audit Committee Practices

Audit Committee Education and/or Training

Name and Position	Education and Training Types	Education and Training Materials	Venue/Date	Organizer
Stephen Liestyo (Chairman)	Training and Workshop	• Kick Off RKA SKAI • RKA SKAI Refresher Workshop • Anti-Corruption & Anti-Fraud Training • SMR Commissioner Recertification • Korean Language Training • Online APU PPT For Executive • FKDKP Webinar	• Jakarta, March 21, 2024 • Jakarta, July 26, 2024 • Jakarta, July 19, 2024 • Jakarta, July 09, 2024 • Jakarta, October 04, 2024 • Jakarta, November 05, 2024 • Jakarta, December 11, 2024	• Internal Training • Internal Training • AAFM • IRPA & BSMR • Oppa Academy • Rinto Teguh • FKDKP

Name and Position	Education and Training Types	Education and Training Materials	Venue/Date	Organizer
Tippy Joesoef (Member)	Training and Workshop	• Kick Off RKA SKAI • RKA SKAI Refresher Workshop • Anti-Corruption & Anti-Fraud Training • SMR J6 Exam (Commissioner) • Korean Language Training • Online APU PPT For Executive	• Jakarta, March 21, 2024 • Jakarta, July 26, 2024 • Jakarta, July 19, 2024 • Jakarta, September 27, 2024 • Jakarta, October 04, 2024 • Jakarta, November 05, 2024	• Internal Training • Internal Training • AAFM • LSPP • Oppa Academy • Rinto Teguh
Dewi Anggesty Sah Bandar (Member)	Training and Workshop	• Skai Workshop Refresher RKA • Online APU PPT For Executive	• Jakarta, July 26, 2024 • Jakarta, November 5, 2024	• Internal Training • Rinto Teguh
Jacobus Sindu Adisuwono (Member)	Training and Workshop	• Kick Off RKA SKAI • RKA SKAI Refresher Workshop • Online APU PPT For Executive	• Jakarta, March 21, 2024 • Jakarta, July 26, 2024 • Jakarta, November 05, 2024	• Internal Training • Internal Training • Rinto Teguh

Independence of Audit Committee Members

All members of the Audit Committee are independent parties who have no financial relationships, share ownership, or interests with the Company, the Board of Commissioners, Directors, or Shareholders. The Audit Committee is also not permitted to serve as members of other committees. This independence is regulated in OJK Regulation No. 55/POJK.04/2015 to ensure that Audit Committee members can provide their opinions freely without being influenced by personal or external interests in carrying out their duties.

Independence Aspect	Stephen Liestyo	Tippy Joesoef	Dewi Anggesty Sah Bandar	Jacobus Sindu Adisuwono
Has no financial relationship with the Board of Commissioners and Directors	√	√	√	√
Has no management relationship in the company, its subsidiaries, or affiliated companies	√	√	√	√
Has no management relationship in the company, its subsidiaries, or affiliated companies	√	√	√	√
Does not have family relations with the Board of Commissioners, Directors, and/ or fellow members of the Nomination, Remuneration and GCG Committee	√	√	√	√
Does not serve as a manager of Political parties, officials and government	√	√	√	√

Duties and Responsibilities

The Audit Committee has the following duties and responsibilities:

1. Review financial information that will be released by the Bank to the public and/or authorities, including financial reports, projections and other reports related to the Bank's financial information;
2. Review compliance with laws and regulations relating to Bank activities;
3. Provide independent opinions in the event of differences of opinion between Management and Accountants regarding the services provided;
4. Provide recommendations to the Board of Commissioners regarding the appointment of Public Accountants and Public Accounting Firms based on independence, scope of assignment and fees for audit services;
5. Monitor and evaluate the implementation of the duties of the Internal Audit Work Unit (SKAI);
6. Monitor and evaluate the conformity of audit implementation by Public Accountants with applicable audit standards;
7. Monitor and evaluate the implementation of follow-up actions by the Board of Directors regarding the findings of the Internal Audit Work Unit, Public Accountants, and the results of supervision by the Financial Services Authority;
8. Review complaints related to the Company's accounting and financial reporting processes;
9. Review and provide advice to the Board of Commissioners regarding potential conflicts of interest;
10. Assess the adequacy of internal control;
11. Carry out other tasks assigned by the Board of Commissioners.

Authority of The Audit Committee

In carrying out its duties and responsibilities, the Audit Committee has the following authorities:
1. Access Bank documents, data and information regarding employees, funds, assets and required Company resources;
2. Communicate directly with employees including the Board of Directors and parties carrying out internal audit, risk management and Accountant functions regarding the duties and responsibilities of the Audit Committee;
3. Involve independent parties outside the Audit Committee members who are needed to assist in carrying out their duties (if necessary).

Audit Committee Responsibilities in Providing Recommendations for The Appointment and Dismissal of External Auditors

The Audit Committee continues to provide independent opinions in the event of differences of opinion between Management and Accountants regarding the services they provide. In addition, the Audit Committee also supports the duties of the Board of Commissioners by providing recommendations regarding the appointment of Public Accountants and Public Accounting Firms based on independence, scope of assignment and compensation for audit services.

Audit Committee Meeting

Audit Committee meetings are chaired by the Chair of the Audit Committee and attended by all committee members. Meeting procedures have been regulated in the Audit Committee Work Guidelines. Meetings are held at least once a month with decisions made through deliberation for consensus or majority voting. Each decision is recorded in a minute signed by all members of the Audit Committee, then submitted to the Board of Commissioners.

Throughout 2024, the KB Bank Audit Committee has held meetings as follows (composition of the Audit Committee according to Decree No. 107 of 2024 dated September 12, 2024) :

:

Date	Agenda	Attendance				
		Stephen Liestyo	Tippy Joesoef	Eugene K. Galbraith*	Dewi Anggesty Sah Bandar	Jacobus Sindu Adisuwono
January 26, 2024	• Discussion of ATM Difference Reconciliation Report. • Discussion of HC Division Work Program Based on Unsatisfactory Rating Audit Results • Discussion of Internal Audit Work Program Realization Up to Quarter IV of 2023	√	√	√	√	√
February 23, 2024	• Discussion of the Update of the Follow-up Report on the Management Letter of KAP Crowe 2022 • Discussion of the Report on the Implementation of the Compliance Function for the Fourth Quarter of 2023 • Discussion of the Quality Assurance Work Plan for 2024 • Discussion of the Realization of the Audit Work Program until February 12, 2024	√	√	x	√	√
March 20, 2024	Discussion of Audit Progress Update by PWC Report KAP	√	√	√	√	√
March 22, 2024	• Discussion of Status, Concept and Progress of Migration Data on NGBS Project. • Discussion of Realization of Audit Work Program until March 15, 2024	√	√	√	√	√
March 28, 2024	• Discussion of Audit Delay in the Financial Report for Fiscal Year 2023. • 2. Discussion of Audit Progress 2023 and Next Plan	√	√	√	√	√
April 12, 2024	Discussion on New KAP Appointment	√	√	x	√	√

Date	Agenda	Attendance				
		Stephen Liestyo	Tippy Joesoef	Eugene K. Galbraith*	Dewi Anggesty Sah Bandar	Jacobus Sindu Adisuwono
April 26, 2024	• Discussion and Settlement of Suspend Account/Open Item/ • Discussion of Pension Loan Business Model Progress as a Follow-up to Improvement of SKAI Audit Results • Discussion of Audit Work Program Realization for Quarter I of 2024	√	√	x	√	√
May 31, 2024	Discussion on the Audit Work Program Realization for April 2024	√	√	√	√	√
June 27, 2024	• Discussion of the Internal Audit Work Program Realization until June 14, 2024 • Discussion of the Update on the Progress of Completing Suspended Accounts/Open Items	√	√	√	√	√
July 25, 2024	• Discussion of the Audit Work Program Realization until Semester I of 2024 • Discussion of the Anti-Fraud Performance Report for Semester I of 2024 • Discussion of the Compliance Function Report for Semester I of 2024 • Discussion of Updates on the Progress of Real Open Items that are Routine and Open Items that have Potential Loss/that have outstanding to be used as Assets	√	x	-	√	√
August 29, 2024	• Discussion of the Audit Work Program Realization until July 2024. • Discussion of Updates on the management of assets after the closure of the Branch • Discussion of Updates on the progress of the settlement of Open Items. • Discussion of the Interim Audit of the Financial Report as of June 2024.	√	√	-	√	√
September 26, 2024	• Discussion of Audit Work Program Realization until August 2024 • Discussion of follow-up status on OJK audit results • Discussion of follow-up status update of KAP Moore's 2023 management letter	√	√	-	√	√
October 31, 2024	• Audit Work Program Realization until September 2024 • Following up on the approach and review related to the NGBS Audit according to OJK's concerns • Renewal of the Pension Credit Business Process Including Price & Profitability and SKAI Recommendations on the Pension Credit Business Based on SKAI Audit Results	√	√	-	√	√
November 28, 2024	• Discussion of 2025 Audit Plan Recommendations • Discussion of Audit Work Program Realization until October 2024	√	√	-	√	√

Date	Agenda	Attendance				
		Stephen Liestyo	Tippy Joesoef	Eugene K. Galbraith*	Dewi Anggesty Sah Bandar	Jacobus Sindu Adisuwono
December 19, 2024	• Discussion of the Audit Work Program Realization until November 2024 • Progress of Improvement and Business Model of Non-Retail Credit Segments (Korean Link, Corporate, Commercial and SME) based on Internal Audit Results	√	x	-	√	√

*) No longer in office since July 2024

Throughout 2024, KB Bank's Audit Committee has also attended meetings held by other work units to discuss materials related to assignments to the Audit Committee. The meetings are as follows (composition of the Audit Committee according to Decree No. 107 of 2024 dated September 12, 2024) :

Date	Agenda	Attendance				
		Stephen Liestyo	Tippy Joesoef	Eugene K. Galbraith*	Dewi Anggesty Sah Bandar	Jacobus Sindu Adisuwono
January 26, 2024	• Discussion of ATM Difference Reconciliation Report. • Discussion of HC Division Work Program Based on Unsatisfactory Rating Audit Results • Discussion of Internal Audit Work Program Realization Up to Quarter IV of 2023	√	√	√	√	√
February 23, 2024	• Discussion of the Follow-up Report Update on the Management Letter of KAP Crowe 2022 • Discussion of the Report on the Compliance Function Implementation for the Fourth Quarter of 2023 • Discussion of the Quality Assurance Work Plan for 2024 • Discussion of the Audit Work Program Realization until February 12, 2024	√	√	x	√	√
March 20, 2024	Discussion of Audit Progress Update by PWC Report KAP	√	√	√	√	√
March 22, 2024	• Discussion of Status, Concept and Progress of Migration Data on NGBS Project. • Discussion of Audit Work Program Realization until March 15, 2024	√	√	√	√	√
March 28, 2024	• Discussion of Audit Delay in the Financial Report for Fiscal Year 2023. • Discussion of Audit Progress 2023 and Next Plan	√	√	√	√	√
April 12, 2024	Discussion on New KAP Appointment	√	√	x	√	√
April 26, 2024	• Discussion and Settlement of Suspend Account/Open Item • Discussion of Pension Loan Business Model Progress as a Follow-up to Improvement of SKAI Audit Results • Discussion of Audit Work Program Realization for Quarter I of 2024	√	√	x	√	√
May 31, 2024	Discussion on the Audit Work Program Realization for April 2024	√	√	√	√	√

Date	Agenda	Attendance				
		Stephen Liestyo	Tippy Joesoef	Eugene K. Galbraith*	Dewi Anggesty Sah Bandar	Jacobus Sindu Adisuwono
June 27, 2024	• Discussion on the Internal Audit Work Program Realization until June 14, 2024 • Discussion on the Progress Update of Completing Suspended Accounts/Open Items	√	√	√	√	√
July 25, 2024	• Discussion on the Audit Work Program Realization until Semester I of 2024 • Discussion of the Anti-Fraud Performance Report for Semester I of 2024 • Discussion of the Compliance Function Report for Semester I of 2024 • Discussion on the Progress Updates of Real Open Items that are Routine and Open Items that have Potential Loss/that have outstanding to be used as Assets	√	x	-	√	√
August 29, 2024	• Discussion of the Audit Work Program Realization until July 2024. • Discussion of Updates on the assets management after the Branch closure • Discussion on the progress Updates of the Open Items settlement. • Discussion of the Interim Audit of the Financial Report as of June 2024.	√	√	-	√	√
September 26, 2024	• Discussion of Audit Work Program Realization until August 2024 • Discussion of follow-up status on OJK audit results • Discussion of follow-up status update of KAP Moore's 2023 management letter	√	√	-	√	√
October 31, 2024	• Audit Work Program Realization until September 2024 • Following up on the approach and review related to the NGBS Audit according to OJK's concerns • Renewal of the Pension Credit Business Process Including Price & Profitability and SKAI Recommendations on the Pension Credit Business Based on SKAI Audit Results	√	√	-	√	√
November 28, 2024	• Discussion of 2025 Audit Plan Recommendations • Discussion of Audit Work Program Realization until October 2024	√	√	-	√	√
December 19, 2024	• Discussion of the Audit Work Program Realization until November 2024 • Progress of Improvement and Business Model of Non-Retail Credit Segments (Korean Link, Corporate, Commercial and SME) based on Internal Audit Results	√	x	-	√	√
Total	**Total Meeting**	**15**	**15**	**9**	**15**	**15**
	Total Attendance	**15**	**13**	**6**	**15**	**15**
	Attendance Rate	**100%**	**87%**	**67%**	**100%**	**100%**

*) No longer serves since July 2024

Implementation of Audit Committee Duties

The duties and responsibilities of the Audit Committee have been carried out in accordance with the Work Program that has been approved by the Board of Commissioners by referring to the Audit Committee Charter and the Audit Committee's Work Guidelines and Rules.

Realization of Audit Committee Activities

In accordance with the 2024 Audit Committee Work Program, the following activities have been carried out:
1. Review the financial reports that will be published
2. Review the Compliance Function Implementation Report which is submitted quarterly by the Compliance Director to the President Director and Board of Commissioners of the Company and semi-annually to the OJK which contains the Company's compliance with laws and regulations relating to the Bank's activities.
3. Monitor and evaluate the implementation of the tasks of the Internal Audit Work Unit (SKAI) and the progress of follow-up to the results of the SKAI Audit during 2023 as well as evaluate the performance achievements of SKAI periodically through joint meetings with SKAI.
4. Monitor and evaluate the implementation of follow-up actions by the Board of Directors regarding the results of the supervision of the Financial Services Authority through meetings with the Compliance Division.

Policy And Amount Of Remuneration For Noncommissioner Audit Committee

No.	Description	Remark
1.	Salary/Honorarium	Granted in accordance with the provisions in the Decree of Board of Commissioners No.SKEP/0005-DKOM/05/2018
2.	Religious Holiday Allowance	1 (one) time salary
3.	Education Allowance	1 (one) time basic salary/basic honorarium
4.	Utilities Allowance	Granted in accordance with the provisions in the Decree of Board of Commissioners No.SKEP/0005-DKOM/05/2018
5.	Fasilitas Perjalanan Dinas	Granted in accordance with the provisions in the Decree of Board of Commissioners No.SKEP/0005-DKOM/05/2018
6.	Health Care Benefits	Granted in accordance with the provisions in the Decree of Board of Commissioners No.SKEP/0005-DKOM/05/2018
7.	Bonus/Tantiem	Granted in accordance with the provisions in the Decree of Board of Commissioners No.SKEP/0005-DKOM/05/2018 while taking into account the fairness and capability of the Company

Remuneration and Nomination Committee

The Company has a Remuneration and Nomination Committee to ensure the implementation of tasks related to the remuneration and nomination of members of the Board of Directors and the Board of Commissioners. The Remuneration and Nomination Committee is directly responsible to the Board of Commissioners. The Bank's obligation to establish a Remuneration and Nomination Committee is based on various regulations, including:
1. PBI No. 8 April PBI/2006 dated January 30, 2006 concerning the Implementation of Good Corporate Governance for Commercial Banks, as amended by Bank Indonesia Regulation No. 8/14/PBI/2006 dated October 5, 2006, and refined with Financial Services Authority Regulation no. 17 of 2023 concerning Implementation of Governance for Commercial Banks.
2. POJK No. 34/POJK.04/2014 concerning the Nomination and Remuneration Committee of Issuers or Public Companies;
3. POJK No. 45/POJK.03/2015 concerning Implementation of Governance in Providing Remuneration for Commercial Banks;
4. POJK No. 17 of 2023 concerning Implementation of Governance for Commercial Banks;
5. SEOJK No. 13/SEOJK.03/2017 concerning Implementation of Governance for Commercial Banks.

As well as other policies that the Company has regarding the Remuneration and Nomination Committee:
1. Decree No. 0272 of 2017 concerning Good Corporate Governance Guidelines for KB Bank;
2. Decree No. 1805 of 2016 dated December 22, 2016 concerning Remuneration Policy of PT Bank Bukopin Tbk;
3. Decree no. 001 of 2019 dated January 28, 2019 concerning Guidelines and Work Rules for the Remuneration and Nomination Committee of PT Bank Bukopin Tbk.

Remuneration and Nomination Committee Work Guidelines/Charter

To strengthen the implementation of its duties and responsibilities, the Remuneration and Nomination Committee of KB Bank has been provided with Work Guidelines and Rules prepared based on the Decree of the Board of Commissioners No. 001 of 2019. These guidelines regulate various aspects, including duties, authority, organization structure, code of ethics, work schedules, meetings, reporting, as well as remuneration and work facilities.

Each member of the Remuneration and Nomination Committee is obliged to comply with the provisions contained in these guidelines, as an effort to support the effective implementation of the duties and responsibilities of the Board of Commissioners. This is in accordance with the principles of Good Corporate Governance which are upheld by KB Bank. By having clear work guidelines and regulations, it is expected that the Remuneration and Nomination Committee can carry out its role professionally and transparently, and make a positive contribution to the company's success.

Remuneration and Nomination Committee

In POJK No. 34/POJK.04/2014 concerning the Nomination and Remuneration Committee of Issuers or Public Companies explains the requirements for being a member of the Committee, namely:

1. Has no affiliation with the Issuer or Public Company, members of the Board of Directors, members of the Board of Commissioners, or Major Shareholders of the Issuer or Company;
2. Have experience related to Nomination and/or Remuneration;
3. Do not hold concurrent positions as members of other committees owned by the Issuer or the Company;
4. Have expertise in the banking sector;
5. Have adequate knowledge of capital market regulations and other regulations and have experience related to Nomination and/or Remuneration.

Apart from that, the criteria for members of the Remuneration and Nomination Committee according to the work guidelines are as follows:

1. The Remuneration and Nomination Committee consists of at least 3 (three) people, namely:
   a. 1 (one) Independent Commissioner;
   b. 1 (one) Commissioner;
   c. 1 (one) executive officer in charge of Human Resources or one employee representative.
2. The appointment of members of the Remuneration and Nomination Committee as referred to in point 1 must be carried out by the Board of Directors based on the decision of the Board of Commissioners;
3. The Remuneration and Nomination Committee is chaired by an Independent Commissioner;
4. The Chair of the Remuneration and Nomination Committee as referred to in point 3 is prohibited from holding concurrent positions as chair of more than 1 (one) committee in other committees;
5. Members of the Board of Directors are prohibited from being members of the Remuneration and Nomination Committee;
6. In the event that the members of the Remuneration and Nomination Committee are determined to be more than 3 (three) people, then the members of the Independent Commissioner will be at least 2 (two) people;
7. Executive officials in charge of human resources or employee representatives are officials who report directly to the Board of Directors or have influence on the company's operational policies;
8. Executive officials in charge of human resources or employee representatives must have knowledge of the company's remuneration and/or nomination system as well as the company's succession plan.

Term of Office Provision

The term of office of members of the Remuneration and Nomination Committee is determined in the appointment decree, in accordance with POJK No. 34/ POJK.04/2014 concerning Nomination and Remuneration Committees for Issuers or Public Companies

Structure, Number, Composition and Basis for Appointment of the remuneration and Nomination Committee

The composition and number of members of the Remuneration and Nomination Committee as of December 31, 2024, which has been ratified in Decree No. 108 of 2024 dated September 12, 2024, are as follows:

Name	Position in the Committee	Position in KB Bank	Expertise	Period
Hae Wang Lee	Chairman	Independent Commissioner	Law	2021-2024
Jerry Marmen	Member	President Commissioner	Risk Management and GCG	2024-2027
Tippy Joesoef	Member	Independent Commissioner	Banking, GCG, Risk Management and Financial Audit	2021-2024
Nanang Supriyatno	Member	Commissioner	Banking, GCG, and Financial Audit	2021-2024
Gamaridha Akhirul AR	Member	Acting HC Division	Banking, Management	2022-2025

Remuneration and Nomination Committee Profile

The profiles of Hae Wang Lee, Jerry Marmen, Tippy Joesoef, and Nanang Supriyanto is described in the Board of Commissioners Profile section in this Annual Report book. The profile of Gamaridha Akhirul AR is as follows.

Gamaridha Akhirul AR Member of the Remuneration and Nomination Committee	
Age	44 Years old
Nationality	Indonesia
Domicile	Bandung
Education History	Master of Management (S2) Parahyangan Catholic University Bandung
Employments History	• Senior HR Consultant at SEVERAL COMPANY • General Manager HR at PT SHINHAN BANK INDONESIA • Head of the Remuneration Department at WOORI SAUDARA BANK • Accounting Officer at BANK BTPN • Equipment Control Data at PT. ZHONGHAI INDO SHIPPING
Other Position	HC Strategy, Policy, Development & Service Department Head perseroan
Legal Basis for Appointment	Decree No. 0088 dated July 15, 2022
Qualification	Banking and Management

Certification Owned by Committee Members

The Remuneration and Nomination Committee is committed to maintaining the quality and expertise of its members through continuous competency development. One of the efforts is by encouraging participation in professional certification and training programs. By obtaining certification acknowledged at the national and international levels, members of the Remuneration and Nomination Committee can ensure that their competencies remain relevant and in accordance with current standards. The following are certifications that have been achieved until 2024.

Name	Position	Types of Professional Certification of Remuneration and Nomination Committee
Hae Wang Lee	Chairman	Risk Management - Qualification VI
Jerry Marmen	Member	Risk Management - Qualification VII
Tippy Joesoef	Member	Risk Management - Qualification VII
Nanang Supriyatno	Member	Risk Management - Qualification VI
Gamaridha Akhirul AR	Member	Risk Management - Qualification VI

Training for Remuneration and Nomination Committee Members

Name and Position	Education and Training	Education and Training Materials	Place/Date	Administrator
Hae Wang Lee (Chairman)	Training	• Anti-Corruption and Anti-Fraud Training • BSMR Commissioner Recertification • Online APU PPT For Executive • FKDKP Webinar	• Jakarta, July 19, 2024 • Jakarta, July 9,2024 • Jakarta, Nov 5,2024 • Jakarta, Dec 11, 2024	• AAFM • IRPA & BSMR • Rinto Teguh • Webinar FKDKP
Jerry Marmen (Member)	Training and Workshop	• Kick Off RKA SKAI • Workshop Refresher RKA SKAI • National Convention Draft RSKKNI BID SMR • Korean Language Training • Online APU PPT For Executive	• Jakarta, March 21, 2024 • Jakarta, July 26, 2024 • Surabaya, July 08, 2024 • Jakarta, Oct 04, 2024 • Jakarta, Nov 05, 2024	• Internal Diklat • Internal Diklat • OJK • Oppa Academy • Rinto Teguh
Tippy Joesoef (Member)	Training and Workshop	• Kick Off RKA SKAI • RKA SKAI Refresher Workshop • Anti-Corruption & Anti-Fraud Training • SMR J6 Exam (Commissioner) • Korean Language Training • Online Apu Ppt For Executive	• Jakarta, March 21, 2024 • Jakarta, July 26,2024 • Jakarta, July 19, 2024 • Jakarta, Sept 27, 2024 • Jakarta, Oct 04, 2024 • Jakarta, May 11, 2024	• Internal Diklat • Internal Diklat • AAFM • LSPP • Oppa Academy • Rinto Teguh
Nanang Supriyatno (Member)	Training	• Anti-Corruption and Anti-Fraud Training • BSMR Commissioner Recertification • Korean Language Training • Online APU PPT For Executive	• Jakarta, July 19, 2024 • Jakarta, July 09, 2024 • Jakarta, Oct 04, 2024 • Jakarta, Nov 05, 2024	• AAFM • IRPA & BSMR • Oppa Academy • Rinto Teguh

Gamaridha Akhirul AR (Anggota)	Training and Workshop	• SME Plan 2024 Workshop • National Convention for RSKKNI BID.SMR Draft • Kick Off S N D • SMR Recertification Level 6 (Provision) • Online APU PPT For Executive • E Learning APU PPT Th 2024 (Aug)	• Jakarta, Jan 25, 2024 • Jakarta, July 08, 2024 • Jakarta, Aug 02, 2024 • Jakarta, Aug 27, 2024 • Jakarta, Sept 13, 2024 • Jakarta, Nov 5, 2024 • Jakarta, Aug 05, 2024	• INTERNAL HOUSE (DIKLAT) • OJK • Internal House (Diklat) • BSMR • Rinto Teguh • Internal House (Diklat)

Independence of Remuneration and Nomination Committee Members

All members of the Remuneration and Nomination Committee who are independent parties have no financial, management, share ownership and/or family relationships with the Board of Commissioners, Directors and/or Controlling Shareholders or relationships with banks, which could affect their ability to act independently.

Independent Aspects	Hae Wang Lee	Jerry Marmen	Tippy Joesoef	Nanang Supriyatno	Gamaridha Akhirul AR
Has no financial relationship with the Board of Commissioners and Directors	√	√	√	√	√
Has no management relationship in the company, its subsidiaries, or affiliated companies	√	√	√	√	√
Does not have family relations with the Board of Commissioners, Directors, and/or fellow members of the Nomination, Remuneration, and GCG Committee	√	√	√	√	√
Does not serve as a manager of political parties, officials and government	√	√	√	√	√

Duties and Responsibilities

Related to the Remuneration Functions

1. Evaluate the Remuneration policy based on performance, risk, fairness with peer groups, targets and long-term strategies of the Bank, as well as the fulfillment of reserves as regulated in statutory regulations and the Bank's potential income in the future.
2. Submit evaluation results and recommendations to the Board of Commissioners regarding::
   a. Remuneration Policy for Directors and Board of Commissioners to be submitted to the General Meeting of Shareholders;
   b. The Remuneration Policy for employees as a whole is to be submitted to the Board of Directors.
3. Ensure that the Remuneration policy is in accordance with applicable regulations.
4. Conduct regular annual evaluations of the implementation of Remuneration policies.
5. Provide recommendations to the Board of Commissioners regarding:
   a. Remuneration Structure;
   b. Remuneration Policy; And
   c. Amount of Remuneration.
6. Assist the Board of Commissioners in conducting performance assessments in accordance with the remuneration received by each member of the Board of Directors and/or members of the Board of Commissioners

Related to the Nomination Function

1. Provide recommendations to the Board of Commissioners regarding:
   a. Composition of positions of members of the Board of Directors and/or members of the Board of Commissioners;
   b. Policies and criteria required in the Nomination process; and
   c. Performance evaluation policy for members of the Board of Directors and/or members of the Board of Commissioners.
2. Assist the Board of Commissioners in assessing the performance of members of the Board of Directors and/or members of the Board of Commissioners based on benchmarks that have been prepared as evaluation material;
3. Provide recommendations to the Board of Commissioners regarding capacity development programs for members of the Board of Directors and/or members of the Board of Commissioners;

4. Prepare and provide recommendations regarding systems and procedures for selecting and/or replacing members of the Board of Directors and members of the Board of Commissioners to the Board of Commissioners;
5. Provide proposals for candidates who meet the requirements of the Financial Services Authority as members of the Board of Directors and/or members of the Board of Commissioners to the Board of Commissioners to be submitted to the GMS;
6. Provide recommendations regarding Independent Parties who will become members of Committees under the coordination of the Board of Commissioners.

Authority of the Remuneration and Nomination Committee

The authority of the Remuneration and Nomination Committee is:
1. Obtain full, free and unlimited access to information about employees, funds, assets and other Company resources related to the implementation of their duties;
2. Must collaborate with the Directorate in charge of Human Resources and other units deemed necessary;
3. Carry out duties carefully and well;
4. Prepare an annual activity plan approved by the Board of Commissioners;
5. Prepare a year-long activity report which is submitted to the Board of Commissioners;
6. Coordinate with the Audit Committee, Risk Monitoring Committee and other Committees in accordance with applicable statutory provisions, to avoid overlapping duties between committees under the Board of Commissioners;
7. Regarding fixed remuneration, the Remuneration and Nomination Committee prepares policies that at least take into account business scale, business complexity, peer group, inflation rate, financial conditions and capabilities, and do not conflict with applicable laws and regulations;
8. Regarding variable remuneration, apart from paying attention to point 7, the policies formulated must also encourage prudent risk taking.

Remuneration and Nomination Committee Meeting

Committee meetings are held periodically at least 1 (one) time in 4 (four) months, attended by the chairman and the majority of the members. Decisions are taken by deliberation to reach consensus or based on majority vote according to a predetermined mechanism. The results of the meeting must be included in the minutes to be kept and reported to the Board of Commissioners.

Throughout 2024, the KB Bank Remuneration and Nomination Committee has held meetings as follows (composition of the Audit Committee according to Decree No. 068 of 2024 dated May 15, 2024):

Date	Agenda	Attendance						
		Hae Wang Lee	Jerry Marmen	Nam Hoon Cho*	Tippy Joesoef	Nanang Supriyatno	Sukriansyah S. Latief	Gamaridha Akhirul AR
January 11, 2024	• Interview of Deputy Commissioner Candidates • Discussion of CFO Pension Package	√	√	-	√	√	√	√
January 19, 2024	Retirement Package for Finance Director	√	√	-	√	√	√	√
April 3, 2024	• Discussion of changes in committee membership under the Board of Commissioners • Discussion of Changes in Foreign Worker Remuneration • Discussion of 2023 BOD KPI Results and 2024 KPI & Scorecard Policy	√	√	-	√	√	√	√

Date	Agenda	Attendance						
		Hae Wang Lee	Jerry Marmen	Nam Hoon Cho*	Tippy Joesoef	Nanang Supriyatno	Sukriansyah S. Latief	Gamaridha Akhirul AR
June 14, 2024	• Results of Discussion of BOD KPI and BOD KPI Scorecard for 2024 • BOD Performance Evaluation • Discussion of Foreign Worker Remuneration	√	√	-	√	√	√	√
September 12, 2024	Discussion of the Increase in Basic Salary for Employees to the 2024 Minimum Wage Basic Salary	√	√	-	√	√	√	√
December 12, 2024	Evaluation of Committee Member Contracts under the Board of Commissioners	√	√	-	√	√	√	√
x= absent/v = present								
*) No longer serves since January 2024								

Throughout 2024, the KB Bank Remuneration and Nomination Committee has also attended meetings held by other work units to discuss materials related to assignments to the Remuneration and Nomination Committee. The meetings are as follows (the composition of the Remuneration and Nomination Committee according to Decree No. 108 of 2024 dated September 12, 2024):

Date	Agenda	Attendance						
		Hae Wang Lee	Jerry Marmen	Nam Hoon Cho*	Tippy Joesoef	Nanang Supriyatno	Sukriansyah S. Latief	Gamaridha Akhirul AR
January 11, 2024	• Interview of Deputy Commissioner Candidates • Discussion of CFO Pension Package	√	√	-	√	√	√	√
January 19, 2024	Retirement Package for Finance Director	√	√	-	√	√	√	√
April 3, 2024	• Discussion of changes in committee membership under the Board of Commissioners • Discussion of Changes in Foreign Worker Remuneration • Discussion of 2023 BOD KPI Results and 2024 KPI & Scorecard Policy	√	√	-	√	√	√	√

Date	Agenda	Attendance						
		Hae Wang Lee	Jerry Marmen	Nam Hoon Cho*	Tippy Joesoef	Nanang Supriyatno	Sukriansyah S. Latief	Gamaridha Akhirul AR
June 14, 2024	• Results of Discussion of BOD KPI and BOD KPI Scorecard for 2024 • BOD Performance Evaluation • Discussion of Foreign Worker Remuneration	√	√	-	√	√	√	√
September 12, 2024	Discussion of the Increase in Basic Salary for Employees to the 2024 Minimum Wage Basic Salary	√	√	-	√	√	√	√
December 12, 2024	Evaluation of Committee Member Contracts under the Board of Commissioners	√	√	-	√	√	√	√
Total	**Number of Meetings**	**6**	**6**	**2**	**6**	**6**	**6**	**6**
	Attendance Rate	**6**	**6**	**0**	**6**	**6**	**6**	**6**
	Average Attendance	**100%**	**100%**	**0**	**100%**	**100%**	**100%**	**100%**

*) No longer serves since January 2024

Implementation of the Duties of the Remuneration and Nomination Committee

In 2024, the Remuneration and Nomination Committee has performed its role in supporting the sustainability of good corporate governance. One of its main tasks is to prepare and provide recommendations regarding candidates for members of the Board of Commissioners and Directors to the Board of Commissioners before being submitted to the GMS. These recommendations are made based on established policies and criteria, taking into account the company's strategic needs. This process includes candidate selection, qualification analysis, and evaluation of suitability with the Company's vision and mission.

In addition, the Remuneration and Nomination Committee is also responsible for designing remuneration policies for the Board of Directors and Board of Commissioners throughout 2024. The remuneration system set includes salaries, allowances, and other incentives, which are designed to ensure a balance between competitive remuneration packages and compliance with the principles of good corporate governance.

Risk Monitoring Committee

The Risk Monitoring Committee plays a role in ensuring that risk management in the Bank operates optimally. In carrying out its duties, the Risk Monitoring Committee is responsible for reviewing the effectiveness of the risk identification, measurement, monitoring, and mitigation processes. Currently, the Risk Monitoring Committee continues to coordinate with the Risk Management Committee and the Risk Management Work Unit to maintain the balance and sustainability of risk management in the Bank's environment.

Legal Basis

The Risk Monitoring Committee is a committee established by the Board of Commissioners in order to support the effective implementation of its duties and responsibilities, in accordance with:

1. Financial Services Authority Regulation no. 18/POJK.03/2016 dated March 16, 2016 concerning the Implementation of Risk Management for Commercial Banks;
2. Financial Services Authority Regulation no. 17 of 2023 concerning Implementation of Governance for Commercial Banks;
3. Financial Services Authority Circular (SEOJK) No. 13/SEOJK.03/2017 dated March 17, 2017 concerning the Implementation of Governance for Commercial Banks.

Work Guidelines/Charter of Risk Monitoring Committee

As a part of its efforts to maintain compliance with current regulations and conditions, the Bank routinely updates and refines the Risk Monitoring Committee Work Guidelines. The last update was made in 2019, marked by the issuance of the Decree of the Board of Commissioners No. 005 of 2019 concerning the Risk Monitoring Committee Work Guidelines and Rules on March 28, 2019. The guidelines regulate matters related to:

1. Duties and Responsibilities;
2. Authority;
3. Membership Structure;
4. Membership Structure;
5. Working Hours;
6. Meetings;
7. Reporting;
8. Concurrent Position of Committee Chairperson;
9. Remuneration and Work Facilities;
10. Performance Assessment

Criteria of Risk Monitoring Committee Members

In accordance with Financial Services Authority regulations, the requirements for becoming a member of the Risk Monitoring Committee must be from an independent party with the aim of being objective in carrying out the duties and responsibilities they carry out.

The Risk Monitoring Committee guidelines also state the membership code of ethics, including:

1. Carry out duties and responsibilities independently;
2. Be professional, honest, and objective in every decision making by paying attention to the precautionary principle;
3. Be professional, honest, and objective in every decision making by paying attention to the precautionary principle;
4. Uphold and maintain the image (vision and mission of the company), honor, and dignity of the company as well as personal honor and dignity;
5. Be prudent in using and safeguarding the information obtained;
6. Committee members are required to have good integrity, character, and morals;
7. Do not use information for personal or other interests unless there is a legal obligation or professional obligation;
8. Maintain and keep the confidentiality of all Company documents, data and information in its possession.

Structure, Number, Composition, and Basis for Appointment of the Risk Monitoring Committee

The composition and number of members of the Risk Monitoring Committee as of 31 December 2024, which has been ratified in Decree No. 069 Year 2024 dated May 15, 2024 is as follows:

Name	Position in Committee	Position in KB Bank	Expertise	Period
Tippy Joesoef	Chairman	Independent Commissioner	Banking, GCG, and Financial Audit	2021-2024
Jerry Marmen	Member	President Commissioner	Risk Management and GCG	2024-2027
Nanang Supriyatno	Member	Commissioner	Banking, GCG, and Financial Audit	2023-2024
Stephen Liestyo	Member	Independent Commissioner	Banking, GCG, and Financial Audit	2024-2027
Togar Natigor Siregar	Member	Independent Party	Accounting and Risk Management	2022-2025
Rahardja Alimhamzah	Member	Independent Party	Banking, GCG, and Financial Audit	2022-2025

Risk Monitoring Committee Profile

The profiles of Tippy Joesoef, Jerry Marmen, Nanang Supriyatno, and Stephen Liestyo is illustrated in the Board of Commissioners Profile section in this Annual Report book. The profiles of independent members are as follows:

Togar Natigor Siregar
Member of the Remuneration and Nomination

Age	60 Years old
Nationality	Indonesia
Domicile	Jakarta
Education	• Bachelor of Laws, University of North Sumatra (USU) Medan (1988) • Master of Business Law, University of Indonesia (2008)
Work Experience	• Head of the Credit Legal Administration Department of the Indonesian Export Financing Institution (LPEI) Bank Exim Indonesia (2020-2022) • Head of Credit Control Unit, PT. Bank DBS Indonesia (June 4, 2010 – August 31, 2019) • Head of Bank Barclays Indonesia Risk Control Unit (July 16, 2009- May 31, 2010) • Head of Administration & Credit Control Division of Bank Internasional Indonesia (BII) (October 29, 2007- July 15, 2009) • Head of Risk & Credit Control – Standard Chartered Bank (December 2005 – October 23, 2007) • Senior Manager of Risk Management & Compliance-Bank Standard Chartered (March 2002-November 2005)
Concurrent Position	Lecturer of Faculty of Law and Head of Law Laboratory in University of Juanda (2022-present)
Legal Basis of Appointment	Board of Directors Decree No. 0003 of 2022 Dated January 20, 2022
Qualification	Accounting and Risk Management

Rahardja Alimhamzah
Member of the Remuneration and Nomination

Age	58 Years old
Nationality	Indonesia
Domicile	Jakarta
Education	• Bachelor of Mechanical & Industrial Engineering at the University of New South Wales, Sydney-Australia (1986-1989) • Masters in Financial Management & Accounting at the University of Indonesia (1992-1994)
Work Experience	• Independent Commissioner and Chairman of the Audit Committee and Head of Risk Management of PT Radana Bhaskara Finance Tbk (2021-Present); • Technical Advisor of PT ABI Komoditi Berjangka (2020-Present); • Independent Commissioner and Chairman of the Audit Committee of PT Sompo Insurance Indonesia (2020-Present); • President Commissioner of PT CIMB Niaga Sekuritas (March 2018 - August 2020); • Director of Non-Retail Business of PT Bank Cimb Niaga (March 2016 - April 2020); • Director of Corporate Banking of PT Bank DBS Indonesia (May 2014- August 2014); • Director of Corporate Banking of PT Bank DBS Indonesia (April 2009- April 2014); • Director of Corporate Banking PT Bank Rabobank International (April 2003 -April 2009)
Concurrent Position	• Independent Commissioner and Chair of the Audit Committee and Chair of Risk Management PT Radana Bhaskara Finance Tbk (2021-Present); • Technical Advisor to PT ABI Komoditi Berjangka (2020-Present); • Independent Commissioner and Chair of the Audit Committee of PT Sompo Insurance Indonesia (2020-Present).
Legal Basis of Appointment	Board of Directors Decree No. 0003 Year 2022 Dated January 20, 2022
Qualification	Banking, GCG, and Risk Management

Certification Owned by Committee Members

The Risk Monitoring Committee always focuses on developing the quality and capabilities of its members through various relevant training programs. In this effort, the Risk Monitoring Committee provides various educational opportunities that support the improvement of the professionalism of its members, including certification training that is recognized both nationally and internationally. The following is a list of professional certifications that have been achieved by members of the Risk Monitoring Committee until 2024.

Name	Position	Types of Risk Monitoring Committee Professional Certification
Tippy Joesoef	Chairman	Risk Management - Qualification VII
Jerry Marmen	Member	Risk Management - Qualification VII
Nanang Supriyatno	Member	Risk Management - Qualification VI
Stephen Liestyo	Member	Risk Management - Qualification VI
Togar Natigor Siregar	Member	Risk Management - Qualification VII
Rahardja Alimhamzah	Member	Risk Management - Qualification VII

Training for Risk Monitoring Committee Members

Name and Position	Education and Training	Education and Training Material	Place/Date	Organizer
Tippy Joesoef (Chairman)	Training and Workshop	• KICK OFF RKA SKAI • WORKSHOP REFRESHER RKA SKAI • ANTI CORRUPTION & ANTI FRAUD TRAINING • SMR J6 EXAM (COMMITENER) • KOREAN LANGUAGE TRAINING • ONLINE APU PPT FOR EXECUTIVE	• Jakarta, March 21, 2024 • Jakarta, July 26, 2024 • Jakarta, July 19, 2024 • Jakarta, Sept 27, 2024 • Jakarta, Oct 04, 2024 • Jakarta, Nov 05, 2024	• Internal Training • Internal Training • AAFM • LSPP • OPPA ACADEMY • Rinto Teguh
Jerry Marmen (Member)	Training and Workshop	• KICK OFF RKA SKAI • WORKSHOP REFRESHER RKA SKAI • NATIONAL CONVENTION OF RSKKNI BID SMR DESIGN • KOREAN LANGUAGE TRAINING • ONLINE APU PPT FOR EXECUTIVE	• Jakarta, March 21, 2024 • Jakarta, July 26, 2024 • Surabaya, July 08, 2024 • Jakarta, Oct 04, 2024 • Jakarta, Nov 05, 2024	• Internal Training • Internal Training • FSO • OPPA ACADEMY • Rinto Teguh
Nanang Supriyatno (Anggota)	Training	• ANTI CORRUPTION AND ANTI FRAUD TRAINING • BSMR COMMISSIONER RECERTIFICATION • KOREAN LANGUAGE TRAINING • ONLINE APU PPT FOR EXECUTIVE	• Jakarta, July 19, 2024 • Jakarta, July 09, 2024 • Jakarta, Oct 04, 2024 • Jakarta, Nov 05, 20244	• AAFM • IRPA & BSMR • OPPA ACADEMY • Rinto Teguh
Stephen Liestyo (Member)	Training and Workshop	• KICK OFF RKA SKAI • WORKSHOP REFRESHER RKA SKAI • ANTI CORRUPTION & ANTI FRAUD TRAINING • SMR COMMISSIONER RECERTIFICATION • KOREAN LANGUAGE TRAINING • ONLINE APU PPT FOR EXECUTIVE • FKDKP WEBINAR	• Jakarta, March 21, 2024 • Jakarta, July 26, 2024 • Jakarta, July 19, 2024 • Jakarta, July 09, 2024 • Jakarta, Oct 04, 2024 • Jakarta, Nov 05, 2024 • Jakarta, Dec 11, 2024	• Internal Training • Internal Training • AAFM • IRPA & BSMR • OPPA ACADEMY • Rinto Teguh • FKDKP
Togar Natigor Siregar (Member)	Training	• SMR CERTIFICATION LEVEL 6 (PROVISION) • ONLINE APU PPT FOR EXECUTIVE • SMR CERTIFICATION J7 (PROVISION)	• Jakarta, Oct 14, 2024 • Jakarta, Nov 05, 2024 • Jakarta, Nov 19, 2024	• MAISA EDUKASI & LSPP • Rinto Teguh • MAISA EDUKASI & LSPP
Rahardja Alimhamzah (Member)	Training	• ONLINE APU PPT FOR EXECUTIVE • SMR J7 CERTIFICATION (PROVISION)	• Jakarta, Nov 05, 2024 • Jakarta, Nov 19, 2024	• Rinto Teguh • MAISA EDUKASI & LSPP

Independence of Risk Monitoring Committee Members

All members of the Risk Monitoring Committee who are independent parties have no financial, management, share ownership and/or family relationships with the Board of Commissioners, Directors and/or Controlling Shareholders or relationships with banks, which could affect their ability to act independently.

Independence Aspect	Tippy Joesoef	Jerry Marmen	Nanang Supriyatno	Stephen Liestyo	Togar Natigor Siregar	Rahardja Alimhamzah
Has no financial relationship with the Board of Commissioners and Directors	√	√	√	√	√	√
Has no management relationship in the company, its subsidiaries, or affiliated companies	√	√	√	√	√	√
Does not have family relations with the Board of Commissioners, Directors, and/or fellow members of the Nomination, Remuneration, and GCG Committee	√	√	√	√	√	√
Does not serve as a manager of political parties, officials and government	√	√	√	√	√	√
Has no financial relationship with the Board of Commissioners and Directors	√	√	√	√	√	√

Duties and Responsibilities

The Risk Monitoring Committee has the main responsibility in supporting the Board of Commissioners in carrying out an effective supervisory function over the Board of Directorsin managing the company. They act in accordance with the principles of Good Corporate Governance, especially those relating to risk management.

The main duty of this committee is to provide professional opinions on reports or problems submitted by the Board of Directors to the Board of Commissioners. The Risk Monitoring Committee carries out a comprehensive evaluation of the policies, procedures and risk management practices
implemented by the Board of Directors.

Apart from that, the Risk Monitoring Committee is also tasked with identifying matters that require special attention from the Board of Commissioners, especially those related to the risks faced by the company. Thus, the Risk Monitoring Committee plays an important role in ensuring that risk management in the company runs in accordance with established standards and can identify and handle risks that may affect the company's performance and business continuity effectively.

In addition to these duties and responsibilities, the Risk Monitoring Committee is required to:
1. Create a work program or annual plan for the Risk Monitoring Committee and send it to the Board of Commissioners for approval;
2. Evaluate the suitability of risk management policies with the implementation of Company policies;
3. Monitor and evaluate the implementation of the duties of the risk management committee and risk management work unit;
4. Evaluate the Company's risk management policies at least once a year together with the Board of Commissioners;
5. Evaluate the implementation of the Company's risk management policies at least once every 3 months with the Board of Commissioners;
6. Evaluate the Governance Implementation Self Assessment Report;
7. Create, review, and update the Risk Monitoring Committee Work Guidelines and Rules of Conduct periodically;
8. Carry out other tasks assigned by the Board of Commissioners to the Risk Monitoring Committee in accordance with its duties and functions from time to time as needed.

Authority of the Risk Monitoring Committee

In accordance with the Work Guidelines and Rules that have been established in carrying out its duties and responsibilities, the Risk Monitoring Committee has the authority to:
1. In accordance with the Work Guidelines and Rules that have been established in carrying out its duties and responsibilities, the Risk Monitoring Committee has the authority to:
   a. Company parties (including Company employees);
   b. Other interested parties.
2. Obtain input and/or suggestions from parties outside the Company related to their duties.

Risk Monitoring Committee Meeting

The Risk Monitoring Committee meeting must be held at least 4 (four) times a year, in accordance with the regulations contained in the KB Bank Risk Monitoring Committee Guidelines for 2019. The following are details of the Risk Monitoring Committee meetings throughout 2024 (the composition of the Risk Monitoring Committee based on Decree No. 069 of 2024, dated May 15, 2024):

Date	Agenda	Attendance						
		Tippy Joesoef	Jerry Marmen	Seng Hyup Shin	Nanang Supriyatno	Stephen Liestyo	Togar Natigor Siregar	Rahardja Alimhamzah
January 5, 2024	• Update on SAM Progress Collection; • Discussion of OJK Progress Follow Up Findings; • Discussion of Bank KB Bukopin Risk Profile Assessment Report November 2023.	√	√	-	x	√	√	√
January 25, 2024	• Discussion of CIF Update and Cleansing Data; • Discussion of Follow-up - Request from the Risk Monitoring Committee dated January 5, 2024; • Discussion of Bank KB Bukopin Risk Profile Assessment Report Q4 2023	√	√	-	√	√	√	√
February 29. 2024	• Discussion of the Follow-up Request from the Risk Monitoring Committee dated January 25, 2024 • b. Discussion of the Risk Profile Assessment Report for January 2024.	√	x	-	√	√	√	√
March 28, 2024	• Discussion of the Follow-up Request from the Risk Monitoring Committee dated February 29, 2024. • Discussion of the Risk Profile Assessment Report for February 2024.	√	x	-	√	√	√	√

Date	Agenda	Attendance						
		Tippy Joesoef	Jerry Marmen	Seng Hyup Shin	Nanang Supriyatno	Stephen Liestyo	Togar Natigor Siregar	Rahardja Alimhamzah
April 25, 2024	• Discussion of the Follow-up Request from the Risk Monitoring Committee dated March 28, 2024, namely: a. Update on the Development of New Regulations (OJK/BI). b. Discussion of Credit Quality and Adequacy of CKPN After the End of Covid-19 Relaxation. c. Presentation by: Financial Planning Department Head d. Discussion of DPD Credit Monitoring. e. Update on Fulfillment of Critical Position position in April 2024. f. Credit Risk Mitigation for Reducing RWA Credit specifically for Group Debtors and Discussion of the Causes of Differences in Recording of Channeling Credit at KB Bukopin Finance. • Discussion of the Risk Profile Assessment Report for the First Quarter of 2024	√	√	√	√	√	√	√

Date	Agenda	Attendance						
		Tippy Joesoef	Jerry Marmen	Seng Hyup Shin	Nanang Supriyatno	Stephen Liestyo	Togar Natigor Siregar	Rahardja Alimhamzah
May 30, 2024	• Discussion of the Risk Profile Assessment Report for April 2024 • Discussion of the Follow-up Request from the Risk Monitoring Committee dated April 25, 2024, namely: a. Update on the Realization of the formation of CKPN for the position of April 2024. b. Discussion of the Action Plan Collection & Settlement of Covid 19 Restructured Debtors. c. PIC: SAM Restructuring, Performance Management & Policy Department Head d. Update on the Progress of the Reconciliation of KB Bank and KB Bukopin Finance Mirroring Data. e. Update on the Plan for Changes in Structure, Especially related to the Operational Department. f. Discussion of the Plan to Add ATM Machines. g. Discussion of Monitoring of AYDA and the formation of CKPN for AYDA.	√	√	√	√	√	√	√
June 27, 2024	• Discussion of the Risk Profile Assessment Report for May 2024 • Discussion of the Follow-up Request from the Risk Monitoring Committee dated May 30, 2024 a. Discussion of the blueprint for managing credit guarantee documents and/or security documents b. Discussion of the evaluation of the underwriting process flow for credit applications c. Discussion of Strategies for Continuous Improvement of Insurance Business Processes	√	√	√	√	√	√	√

Date	Agenda	Attendance						
		Tippy Joesoef	Jerry Marmen	Seng Hyup Shin	Nanang Supriyatno	Stephen Liestyo	Togar Natigor Siregar	Rahardja Alimhamzah
July 25, 2024	• Discussion of the Risk Profile Assessment Report for Semester I of 2024 • Discussion of the Follow-up Request from the Risk Monitoring Committee dated June 27, 2024, namely: a. Discussion of the Capital Management Mandatory To Do List Progress Update b. 2. Discussion of the Addition of RWA (Risk-Weighted Assets) to the Business Dashboard to Address Capital and Execution Challenges c. Discussion of the Action Plan for Document Deficiencies and List of Pending Credit Guarantee Documents from Each Business Unit	√	√	x	√	√	√	√
August 29, 2024	• Discussion of the Risk Profile Assessment Report for July 2024. • Discussion of the Follow-up Request from the Risk Monitoring Committee dated July 25, 2024, namely: a. Discussion of Increasing Risk Awareness and Internal Control in Fine Mitigation and Root Cause Analysis 2021-2024. b. Discussion of the revamp of the credit document discrepancy policy.	√	√	√	√	√	√	√
September 26, 2024	• Discussion of the Risk Profile Assessment Report for August 2024. • Discussion of the Follow-up Request from the Risk Monitoring Committee dated August 29, 2024, namely: a. Discussion of the Post Approval Review Mortgage Process and Evaluation of Employee Adequacy in the Risk Team. b. Discussion of the Impact and Mitigation of Exchange Rates on Market and Credit Risk.	√	√	X	√	X	√	√

Date	Agenda	Attendance						
		Tippy Joesoef	Jerry Marmen	Seng Hyup Shin	Nanang Supriyatno	Stephen Liestyo	Togar Natigor Siregar	Rahardja Alimhamzah
October 31, 2024	• Request for Recommendation for Changes to Risk Appetite Policy, Risk Management Policy, and Capital Management Policy • Discussion of KB Bank Risk Profile Assessment Report for Quarter III of 2024	√	√	√	√	√	√	x
November 28, 2024	Discussion of KB Bank Risk Profile Assessment Report in October 2024	√	√	X	√	√	√	√
December 19, 2024	Discussion of KB Bank Risk Profile Assessment Report in November 2024	X	√	X	√	√	√	√
Total	**Number of Meetings**	**13**	**13**	**9**	**13**	**13**	**13**	**13**
	Attendance Rate	**12**	**11**	**5**	**12**	**12**	**13**	**13**
	Average Attendance	**92%**	**85%**	**55%**	**92%**	**92%**	**100%**	**100%**

Implementation of the Duties of the Risk Monitoring Committee

The Risk Monitoring Committee has an inseparable role in supporting the Board of Commissioners to ensure that the Company's risk management is carried out in accordance with applicable principles. The main task of the Risk Monitoring Committee is to provide assurance that risk management is conducted carefully and refers to proper standards, so that every company activity remains within the framework of acceptable risk. The Risk Monitoring Committee is also responsible for monitoring and evaluating the implementation of risk policies at the operational level.

In carrying out its role, the Risk Monitoring Committee regularly evaluates the Company's risk management system, ensuring that the approach used in identifying, measuring, managing, and monitoring risks is in line with industry best practices. It aims to ensure that the Company can continue to identify potential threats early on and manage them effectively as well as minimizing possible impacts. In addition, the Risk Monitoring Committee also functions to ensure that the control measures implemented by the Board of Directors are running well and providing optimal results in reducing risk.

With continuous monitoring, the Risk Monitoring Committee ensures that every step taken by the Company in managing risk remains within a safe corridor. Through this important role, the Risk Monitoring Committee helps maintain the stability and sustainability of the Company's operations, ensuring that the challenges faced can be overcome wisely.
Throughout 2024, the Risk Monitoring Committee has carried out various activities to implement the 2024 Work Program, including:
Pemantauan Risiko dengan melakukan review dan evaluasi atas berbagai laporan risiko dari Direktoran Kepatuhan dan Risiko yang dilakukan secara Bulanan

1. Risk Monitoring by reviewing and evaluating various risk reports from the Compliance and Risk Directorate which are carried out monthly
2. Monitoring Meetings for the Risk Profile Report received from the Compliance and Risk Directorate are carried out quarterly
3. Participating in Seminars/Workshops or Training/Education Training activities held for each member of the Risk Monitoring Committee

Remuneration Policy and Amount for the Risk Monitoring Committee

No.	Description	Remark
1.	Salary/Honorarium	Given in accordance with the provisions of the Board of Commissioners' Decree No. SKEP/0005-DKOM/05/2018
2.	Religious Holiday allowance	1 (one) time Wage
3.	Education Allowance	1 (one) time basic salary/basic honorarium
4.	Utilities Allowance	Given in accordance with the provisions of the Board of Commissioners' Decree No. SKEP/0005-DKOM/05/2018
5.	Business Travel Facilities	Given in accordance with the provisions of the Board of Commissioners' Decree No. SKEP/0005-DKOM/05/2018
6.	Health Care Benefits	Given in accordance with the provisions of the Board of Commissioners' Decree No. SKEP/0005-DKOM/05/2018
7.	Bonus/Tantiem	Given in accordance with the provisions of the Board of Commissioners' Decree No. SKEP/0005-DKOM/05/2018 while still concerning to the fairness and capabilities of the Company

Committee for Integrated Governance

The Integrated Governance Committee, Financial Conglomerate is established to support the role of the Board of Commissioners in ensuring the implementation of effective governance in the Company. The main focus of this committee is to evaluate the suitability and effectiveness of internal control and the implementation of integrated compliance functions throughout the Company.

As part of its responsibilities, this Committee conducts a comprehensive evaluation of the Company's compliance with applicable regulations and standards, and ensures that internal controls are implemented properly and appropriately. This Committee has a duty to ensure that the compliance function is fully integrated into various aspects of the Company's operations.

With a comprehensive approach, the Integrated Governance Committee, Financial Conglomerate, plays a vital role in ensuring that the Company remains in compliance with applicable regulations and that internal controls function in accordance with the principles of good governance. It does not only reduce risks related to compliance, but also contributes to increased efficiency and effectiveness in the Company's operations as a whole.

Legal Basis

1. Financial Services Authority Regulation no. 18/POJK.03/2014 dated November 18, 2014 concerning the Implementation of Integrated Governance for Financial Conglomerates;
2. Financial Services Authority Regulation no. 21/POJK.04/2015 dated November 16, 2015 concerning Implementation of Public Company Governance Guidelines;
3. Financial Services Authority Regulation no. 17 of 2023 concerning Implementation of Governance for Commercial Banks;
4. Financial Services Authority Circular No. 15/ SEOJK.03/2015 dated May 20, 2015 concerning the Implementation of Integrated Governance for Financial Conglomerates;
5. Decree of the Board of Commissioners of PT Bank Bukopin Tbk No. SKEP/016-KOM/VIII/2019 dated August 13, 2019 concerning Completion of the Formation of the Integrated Governance Committee of the PT Bank Bukopin Tbk Financial Conglomerate.

Work Guidelines/Charter for the Integrated Governance Committee

To ensure the effective implementation of Integrated Governance, the Financial Conglomerate has established structured and detailed guidelines, following the provisions of the Financial Services Authority Regulation No. 18/POJK.03/2014. These guidelines are not just rules, but also serve as an important reference for the Integrated Governance Committee in carrying out its roles and functions properly.

This document explains in depth the duties and responsibilities of the Integrated Governance Committee, as well as the authority granted in managing and monitoring governance practices across all financial conglomerate entities. With these guidelines, it is expected that a transparent and accountable oversight mechanism can be realized in the implementation of good governance.

Furthermore, these guidelines also provide practical guidance in terms of identifying, assessing, and managing various risks that have the potential to affect the smooth implementation of Integrated Governance. Procedures related to reporting, discussion, and follow-up on evaluation results are also an integral part of these guidelines, ensuring that there are concrete steps in addressing findings or recommendations that arise.

Overall, the Guidelines and Work Procedures of the Integrated Governance Committee aim to improve the effectiveness of governance implementation, while ensuring that every decision and action taken is within the corridor in accordance with applicable regulations. In this case, the guidelines have a very important role in providing clear and precise direction for all committee members.

The following are the main points covered in the Guidelines and Work Procedures of the Integrated Governance Committee, Financial Conglomerate:

1. Committee Membership;
2. Committee Term of Office;
3. Committee Authority and Responsibility;
4. Committee Meetings;
5. Reporting;
6. Self-Assessment

Criteria for Committee Members

The Integrated Governance Committee's work guidelines and regulations also state the membership requirements, including:

1. The committee consists of at least:
   a. Independent Commissioner who is Chair of one of the committees of the Main Entity;
   b. Independent Commissioners who represent and are appointed by the LJK in the Financial Conglomerate whose number is adjusted to the needs;
   c. Independent Party from Main Entity Committee Members and Sharia Supervisory Board Members.
2. The Committee is chaired by an Independent Commissioner who is Chair of one of the Main Entity committees.
3. Determination of Committee Members from each LJK in the Financial Conglomeration is regulated in a separate decree made and stipulated by each LJK Financial Conglomeration.
4. Committee members are required to have good integrity, morals and character and have the ability, knowledge, experience in accordance with their field and be able to communicate well.
5. Committee members are willing to continuously improve their competence through education and/or training.

Term of Office Provisions

The term of office of Committee members may not be longer than the term of office of the Board of Commissioners as regulated in the Articles of Association of each Entity and may be re-elected.

Membership Structure and Expertise

The composition and number of the Integrated Governance Committee members as of December 31, 2024, which has been approved through the Decree of the Board of Directors No. 109 of 2024 dated September 12, 2024, are as follows:

Name	Position in the Committee	Position in KB Bank	Expertise
Stephen Liestyo	Chairman	Independent Commissioner	Banking, GCG, and Financial Audit
Hae Wang Lee	Member	Independent Commissioner	Law
Dinan Sufendi Rae	Member	Independent Party	Banking, GCG

Training for Integrated Governance Committee Members

Name and Position	Types of Education and Training	Education and Training Material	Place/Date	Administrator
Stephen Liestyo (Chairman)	Training	• KICK OFF RKA SKAI • WORKSHOP REFRESHER RKA SKAI • TRAINING ANTI CORRUPTION & ANTI FRAUD • SMR COMMISSIONER RECERTIFICATION • KOREAN LANGUAGE TRAINING • ONLINE APU PPT FOR EXECUTIVE • FKDKP WEBINAR	• Jakarta, October 4, 2024 • Jakarta, November 5, 2024 • Jakarta, December 11, 2024	• Internal Training • Internal Training • AAFM • IRPA & BSMR • OPPA ACADEMY • Rinto Teguh • FKDKP

Name and Position	Types of Education and Training	Education and Training Material	Place/Date	Administrator
Hae Wang Lee (Member)	Training	• ANTI CORRUPTION AND ANTI FRAUD TRAINING • SMR COMMISSIONER RECERTIFICATION • ONLINE APU PPT FOR EXECUTIVE • WEBINAR FKDKP	• Jakarta, July 19, 2024 • Jakarta, July 9, 2024 • Jakarta, November 5, 2024 • Jakarta, December 11, 2024	• AAFM • IRPA & BSMR • Rinto Teguh • Webinar FKDKP
Dinan Sufendi Rae (Member)	Training	• ANTI CORRUPTION AND ANTI FRAUD TRAINING • ONLINE APU PPT FOR EXECUTIVE	• Jakarta, July 9, 2024 • Jakarta, November 5, 2024	• AAFM • Rinto Teguh

Independence of Integrated Governance, Financial Conglomeration Committee Members

All members of the Integrated Governance Committee who come from independent parties do not have any financial, management, share ownership and/or family relationships with the Board of Commissioners, Board of Directors and/or Controlling Shareholders or relationships with banks, which may affect their ability to act independently.

Independence Aspect	Hae Wang Lee	Dinan Sufendi
Has no financial relationship with the Board of Commissioners and Board of Directors	√	√
Has no management relationship in the company, its subsidiaries, or affiliated companies	√	√
Has no management relationship in the company, its subsidiaries, or affiliated companies	√	√
Does not have family relations with the Board of Commissioners, Directors, and/ or fellow members of the Nomination, Remuneration and GCG Committee	√	√
Does not serve as a manager of political parties, officials, and government	√	√

Profile of Integrated Governance Committee Members

Hae Wang Lee profile can be seen in the Board of Commissioners Profile section contained in this Annual Report book. The profile of Dinan Sufendi Rae is as follows:

Dinan Sufendi Rae Integrated Governance Committee Member	
Age	58 Years old
Nationality	Indonesia
Domicile	Bandung, Jawa Barat
Education	• Master of Laws - LLM. International Trade and Banking Law, Bandung Law Institute (2017) • Bachelor of Laws - LLB. International Trade and Banking Law, Padjadjaran University (1990) • Bachelor of International Relations. International Politics, Padjadjaran University (1988)
Work Experience	• Vice President, Legal and Compliance PT Bank Tabungan Pensiunan Nasional Tbk (2007-2013) • Legal Counsel PT Perusahaan Pengelola Aset (Persero) (2004-2007) • Assistant Vice President, Legal Commercial Division of the Indonesian Bank Restructuring Agency (IBRA) (1999-2004) • Credit Manager PT Bank Subentra (BBO) (1992-1997) • Legal Officer, Credit Support Department PT IBJ Indonesia Bank (1990-1991)
Concurrent Position	• Sr. Vice President/Risk Management Division Head Bank PT Bank Pembangunan Daerah Jawa Barat dan Banten Tbk (2018-present) • Assistant Vice President PT Bank Pembangunan Daerah Jawa Barat dan Banten Tbk (2013-present)
Legal Basis of Appointment	Board of Directors Decree No. 109 of 2024 dated September 12, 2024
Qualification	Banking, GCG

Certifications Achieved by Committee Members

The Integrated Governance Committee is committed to continuously improving the capabilities and competencies of its members in facing increasingly complex global challenges. Therefore, various education and training initiatives have been developed with the aim of providing relevant knowledge and skills. One of the attempt is by providing certification programs that can improve the professionalism of members, with broad recognition, both nationally and internationally. The following is a list of professional certifications that have been successfully achieved by members of the Integrated Governance Committee until 2024.

Name	Position	Integrated Governance Committee Professional Certification Types
Stephen Liestyo	Chairman	Risk Management - Qualification VI
Hae Wang Lee	Member	Risk Management - Qualification VI
Dinan Sufendi Rae	Member	Risk Management - Qualification VII

Duties and Responsibilities of the Integrated Governance Committee

The Integrated Financial Governance Committee has several duties and responsibilities as follows:

1. Evaluating the implementation of Integrated Governance at least through an assessment of the adequacy of internal control and the implementation of integrated compliance functions;
2. In conducting the evaluation, the Integrated Governance Committee, Financial Conglomerate obtains information in the form of evaluation results on the implementation of internal audits and compliance functions of each Financial Services Institution from members of the Board of Commissioners of each Financial Services Institution who are members of the Integrated Governance Committee, Financial Conglomerate;
3. Providing recommendations to the Board of Commissioners of PT Bank KB Bukopin Tbk as the Main Entity in the Financial Conglomerate for the improvement of the Integrated Governance Guidelines.

Authorities of Integrated Governance Committee

The following are the authorities of the Integrated Governance Committee:

1. The Integrated Governance Committee may request explanations or necessary information regarding employees, funds, assets, and other resources related to the implementation of its duties to the Financial Services Institutions in the financial conglomerate of PT Bank KB Bukopin Tbk, while still obeying the applicable regulations. The Committee is required to report the written results to the Board of Commissioners of the Main Entity;
2. Members of the Integrated Governance Committee are authorized to communicate directly with parties related to the duties of the Integrated Governance Committee;
3. To carry out its duties, the Integrated Governance Committee may cooperate or coordinate with the Committees under the Board of Commissioners of other Main Entities, as well as relevant divisions/units/work units in the Main Entity or in other Financial Services Institutions in the Financial Conglomerate of PT Bank KB Bukopin Tbk

Integrated Governance Committee Meeting

The following are the details of the Integrated Governance Committee meetings throughout 2024 (the composition of the Integrated Governance Committee based on Decree No. 109 of 2024, dated September 12, 2024):

Date	Agenda	Attendance					
		Sukriansyah S. Latief	Tippy Joesoef	Stephen Liestyo	Eugene K. Galbraith	Hae Wang Lee	Dinan Sufendi Rae
May 30, 2024	• Discussion of matters arising from the previous meeting, namely November 22, 2023 a. Update on the progress of follow-up from KBBS and KBBF on Internal Audit findings and OJK Audit Results for 2023. b. b. Update on the progress related to changes/ adjustments to AML policies at KBBS and KBBF. c. Update on the progress related to the plan to sell KBBF to KB Capital. d. Update on the use of the former Antapani KCP office by KBBS. e. Update on the progress of the use of funds for Capital Deposits to KBBS. • Discussion of the Financial Group Report and GRC Implementation for Semester II 2023 • Discussion of KB Bank's Strategic Financial Group Issue for 2023 and Action Plan for 2024.	√	√	-	√	√	√
August 22, 2024	• Pembahasan Laporan Financial Group dan Implementasi GRC Semester I 2024 • Pembahasan Strategic Financial Group Issue KB Bank dan Action Plan Semester I tahun 2024	-	-	√	-	√	√
November 21, 2024	Discussion of PT Bank KB Bukopin Tbk Stress Test Report on a Consolidated Basis	-	-	-	√	√	√

x= absent/v = present

Implementation of the Duties of the Integrated Governance Committee

In 2024, the Integrated Governance Committee has carried out its duties with full responsibility. With a composition of members who meet the requirements in accordance with statutory provisions and maintain independence, this committee has carried out various activities that support the implementation of good and sustainable governance. The duties and responsibilities that have been carried out are as follows:

1. Evaluating the implementation of Integrated Governance by assessing the implementation of the Compliance Function at each Financial Services Institution (LJK) in the Financial Conglomerate and ensuring the adequacy of internal control carried out by the Integrated Internal Audit Work Unit
2. Providing recommendations to the Board of Commissioners of the Main Entity for the improvement of the Integrated Governance Guidelines
3. Coordinating with the Financial Conglomerate organs, namely the Integrated Compliance Work Unit (SKKT), Integrated Internal Audit Work Unit (SKAIT) and Integrated Risk Management Work Unit

Evaluation of Board of Commissioners Committee Performance in 2024

The Board of Commissioners plays an important role in monitoring and directing the Company's policies by involving supporting committees that function to improve the effectiveness and accountability of the Company's operations. Each committee has clear work guidelines, which allow the implementation of tasks to run in a focused and measurable manner. The committees under the Board of Commissioners include the Audit Committee, the Risk Monitoring Committee, the Remuneration and Nomination Committee, and the Integrated Governance Committee.

The Board of Commissioners has assessed that these committees have successfully carried out their functions, duties, and responsibilities well, which is reflected in two main things:

1. Achievement of all Committee Work Plans/Programs established in early 2024;
2. Implementation of Committee Meetings and the level of attendance of Committee members

The implementation of the plans and work programs of the committees is carried out through a series of meetings involving the relevant Directorates, followed by an in-depth evaluation outside the meeting. The results of each meeting are then submitted in writing to the Board of Commissioners for follow-up.

The Audit Committee carries out its functions by providing professional opinions on financial statements, checking compliance with applicable regulations, and evaluating the performance of external auditors. Meanwhile, the Nomination and Remuneration Committee focuses on policies related to nomination and remuneration for members of the Board of Directors and Board of Commissioners in accordance with applicable regulations.

The Risk Monitoring Committee is tasked with ensuring continuous improvement in the Company's risk management, while the Integrated Governance Committee focuses on evaluating the implementation of good governance principles at all levels of the Company.

The Board of Commissioners periodically evaluates the performance of these committees, and in 2024, the performance of the committees was considered to be running well, based on the frequency of meetings, attendance, and reports submitted.

COMMITTEES UNDER THE BOARD OF DIRECTORS

To ensure smooth operations and compliance with applicable regulations, KB Bank has 4 (four) committees under the Board of Directors that have important roles in supporting various policies and strategies of the Company. These committees are formed in accordance with the provisions stipulated by the OJK including:

1. Risk Management Committee;
2. Credit Committee;
3. Assets And Liabilities Committee (ALCO);
4. Information Technology System Steering Committee;

Risk Management Committee

The Risk Management Committee in the Company is crucial in risk management covering various aspects such as Credit, Operational, Market, Liquidity, Compliance, Strategic, Legal, and Reputation. The Risk Management Committee is responsible for conducting periodic evaluations of the policies and procedures implemented in risk management, as well as ensuring that the steps taken are in accordance with applicable regulations. Through systematic supervision, the Risk Management Committee contributes to ensuring that the bank can continue to manage risk effectively and ensure that good governance practices continue to run optimally.

Committee Guidelines

The Company's Risk Management Committee has been ratified based on the Decree of the Board of Directors No. 0156 of 2022 dated December 30, 2022 concerning the Risk Management Committee Charter. In addition, the establishment of this Risk Management Committee is also based on:

1. POJK No. 18/POJK.03/2016 dated March 16, 2016 concerning the Implementation of Risk Management for Commercial Banks;
2. SEOJK No. 34/SEOJK.03/2016 dated September 1, 2016 concerning the Implementation of Risk Management for Commercial Banks;
3. POJK No. No. 17 of 2023 concerning the Implementation of Governance for Commercial Banks;
4. SEOJK No. 13/SEOJK.03/2017 dated March 17, 2017 concerning the Implementation of Governance for Commercial Banks;
5. Risk Management Policy of PT Bank KB Bukopin Tbk;
6. Decree No. 0110 of 2022 dated September 30, 2022 concerning Improvement of the Organizational Structure of PT Bank KB Bukopin Tbk;
7. Articles of Association of PT Bank KB Bukopin Tbk.

Committee Member Structure

The Risk Management Committee membership consists of various parties who have competence, such as Division Head, Department Head, Regional Head, and/or other parties relevant to the meeting topic. Committee meetings can be held with the presence of the Committee Chair or Alternate Chair, and a minimum of 51% of permanent members to achieve a quorum. Meetings can be held in person or online, so it can be more flexible in communicating; hence, ensuring risk management to run effectively and efficiently.

Risk Management Committee Structure

Chairman (also member)	President Director
Substitute Chairman (also member)	Director of Compliance & Risk Management
Secretary	Enterprise Risk Management Department Head
Permanent Member	Directors
Invitee	Division Head, Department Head, Regional Head and/or other parties who are related to the topic of the meeting

Duties, Authorities, and Responsibilities

The duties, authorities and responsibilities of the Risk Management Committee include the following:

1. Recommend and/or approve the preparation of risk management frameworks, policies, and procedures as well as changes thereto, including risk management strategies, determining limits along with determining the level of risk taken and risk tolerance, as well as contingency plans to anticipate the occurrence of abnormal conditions.
2. Improvement of the risk management process periodically or incidentally as a result of changes in the Bank's external and internal conditions which affect the Bank's capital adequacy, risk profile, and ineffective implementation of risk management based on evaluation results.

3. Determination of policies and/or business decisions that deviate from normal procedures, such as exceeding significant business expansion compared to the Bank's previously determined business plan or taking risk positions/exposures that exceed predetermined limits.
4. Conduct regular discussions or reports on the Bank's risk profile before the risk profile report is submitted to the Regulator.
5. Develop a risk awareness culture and foster commitment to managing risk bankwide.
6. Conduct discussions regarding risk appetite, as well as monitor and manage the Bank's risks so that they are within predetermined risk limits.
7. Conduct a study of the Stress Test including scenarios, assumptions, methodology, results and risk mitigation follow-up to be carried out, as well as contingency plans if necessary.
8. Ensure good corporate governance in the implementation of risk management, with an appropriate framework for timely identification, measurement and escalation of risks, and approval of exposure to related parties as well as policy deviations and/or business decisions.
9. Ensure that all business and operational activities are in line with applicable regulations, risk policies, and procedures, with approval and monitoring of exceptions, deviations and violations that may occur.
10. Assessment of various existing and emerging risks faced by the Bank, including (but not limited to)):
    a. Credit Risk,
    b. Market and Liquidity Risk;
    c. Operational Risks including Fraud;
    d. Reputation Risk;
    e. Information Security and Information Technology Risks;
    f. Legal and Litigation Risk;
    g. Compliance Risk;
    h. Strategic Risk;
    i. Other significant risk issues (beyond those mentioned above) periodically.
11. Implementation of risk management processes and improvements in line with external and internal changes that can affect the capital adequacy ratio by assessing and evaluating the Bank's internal capital adequacy, to ensure the Bank has sufficient capital based on its risk profile.
12. Monitor and evaluate the performance of the Risk Management Division.

Implementation of Duties and Frequency of Committee Meeting

The Risk Management Committee is responsible for conducting regular evaluations of the risk profile and issues related to its management. Therefore, meetings are held at least 4 (four) times in 1 (one) year with discussion agendas including risk profile reports, as well as issues related to risk management implementation activities, namely identification, measurement, monitoring and control. Risk Management Committee meetings can be held offline or in person or online and/or hybrid, held if attended by the Committee Chairperson/Alternate Chairperson (if the Committee Chairperson is unable to attend) and at least 51% (fifty one percent) of the quorum of the total number of permanent members (Board of Directors including the Committee Chairperson and Alternate Chairperson) both face-to-face and/or online. This approach ensures consistent evaluation and informed decision making.

Throughout 2024, the Risk Management Committee has held eleven meetings both offline and online with the following agendas:

No.	Date	Agenda
1	January 17, 2024	• Matters Arrising from previous RMC (information). • Q4-2023 Risk Profile Report (approval). • Strengthening NSFR Management (information)
2	February 21, 2024	• Matters Arriving from previous RMC (information). • Quarterly Credit, Market & Liquidity Stress Test (Q4 2023) (approval). • Monitoring of RWA Limit Pilot Project (approval). • Plan to update Business Continuity Management (BCM) policy (approval). • Liquidity Strengthening Management (information). • Monthly Risk Report January 2024 (information)
3	April 24, 2024	• Q1 2024 Risk Profile Report (approval). • Strengthening NSFR Management (information)
4	May 29, 2024	• Bottom Up Stress Test Period March 2024 (approval). • Stress Test Quarter 1 2024 (approval). • Liquidity Strengthening Management April 2024 (information). • Monthly Risk Report April 2024 (information)
5	June 25, 2024	• ICAAP (Capital Management) – (approval). • Credit Examination (report). • Monthly Risk Report May 2024 (information)
6	July 17, 2024	• Individual Risk Profile Report Q2 2024 (approval). • KPMM Report based on Q2-2024 Risk Profile (approval). • Follow-up on Credit RWA Optimization (information). • Strengthening Liquidity Management (information)

No.	Date	Agenda
7	August 21, 2024	• Market Stress Test & Liquidity Q2 2024 (approval). • Credit Examination Semester I 2024 (information). • Liquidity Strengthening Management August 2024 (information). • Monthly Risk Report July 2024 (information)
8	24 September 2024	• Matters Arising from previous RMC (information). • Policy Changes (approval). • Capital Management (information). • Liquidity Strengthening Management September 2024 (information)
9	October 14, 2024	• Risk Profile Report Q3 2024 (approval). • Liquidity Strengthening Management October 2024 (information). • Matter Arising Related to Collateral File Storage & Credit Documents (information)
10	November 22, 2024	• Market Stress Test & Liquidity Q3 2024 (approval). • Capital Management (information). • Liquidity Strengthening Management November 2024 (information). • Risk Report October 2024 (information)
11	December 18, 2024	• Matters Arrising from previous RMC (information). • Risk Appetite Limit – ICAAP Management (approval

During 2024, the Risk Management Committee has held 11 (eleven) meetings. The following is the meeting attendance list of the Risk Management Committee members:

Name of the Director/Participant/Position	Number of Obligatory Meetings	Number of Attendance
Lee Woo Yeul/President Director	11	4
Robby Mondong/Vice President Director	11	6
Jung Ho Han/Finance Director*	11	9
JangHyuk Im / Finance Director**	1	0
Yohanes Suhardi/Wholesale & SME Banking Director**	6	3
Dodi Widjajanto/Compliance & Risk Director	11	10
Helmi Fahrudin/Retail & Operations Director	11	8
Henry Sawali/Credit Group Director	11	10
Jung Ho Han/Strategic Director	11	9
Jung Ho Han/ IT & Digital Director****	6	1
Young Eun Moon*****	4	1

*) Served as the Bank Alternate Director of Finance as of January 17, 2024
**) Served as the Bank Director of Finance as of December 16, 2024
***) No longer serve as Director of the Bank as of June 28, 2024
****) Served as Alternate Director of IT & Digital of the Bank as of July 1, 2024
*****) No longer serve as Director of the Bank as of June 28, 2024

Risk Management Committee Performance Assessment by the Board of Directors

Throughout 2024, the Risk Management Committee has shown solid performance in supporting the Company's risk management. The Board of Directors appreciates the ongoing efforts in improving the quality of the materials presented and the quick response to various concerns and input from committee members. It reflects a strong commitment to keep improving the risk management system to support the achievement of the Company's goals.

Credit Committee

Credit Committee is an institution that has the task of evaluating, considering, and having the authority to provide decisions (approval or rejection) on Credit applications submitted by (potential) Debtors to the Bank, taking into account the development of the Bank's Credit Committee can be done through:

1. Meeting
2. Circulate

Approving/rejecting KB Bank Credit is carried out in the Credit Committee Institution according to its segments consisting of:

1. Corporate & Korean Link Credit
2. Commercial Credit,

3. SME Credit,
4. Retail Credit
5. Financial Institution (FI),
6. Limit Supply Chain Finance,
7. Credit managed by Special Asset Management (SAM)
8. Other Credit

Committee Guidelines

The Company's Credit Committee Guidelines are ratified through Policy No. SK 032 Version 3.0 of 2024 Concerning the Institution and Authority of the Credit Committee of PT. Bank KB Bukopin, Tbk for the Corporate, Commercial, and SME segments and Policy No. 257 Concerning the Institution and Authority of the Retail Credit Committee of PT. Bank KB Bukopin, Tbk

1. Credit Committee Institution has a function among others:
   a. Deciding on the provision of Credit (new, additional, reduction, change of terms and/or extension) managed by the Business Unit according to the authority limit, including the determination/change of Credit structure in the Non-Restructure category, Credit Structure including but not limited to Credit limit, purpose/object of financing, type of Credit, nature of Credit, Credit term, portion of financing, Credit terms/covenant, and collateral.
   b. Deciding on actions taken by the Bank in the context of Credit Repair, Recovery, and settlement, both Credit Repair, Recovery and Settlement that are still under the management of the Business Unit and Credit Repair, Recovery or settlement managed by the Business Unit or Special Asset Management (SAM).

   In terms of granting Credit decisions, the Credit committee institution must at least fulfill the following matters:
   a. Provide approval or rejection of Credit or Financing according to the authority limit or type of Credit or Financing determined by the board of directors; and
   b. Coordinate with the Assets and Liabilities Committee (ALCO) in the aspect of Credit or Financing funding. In the event that ALCO does not yet exist, the Credit Committee must evaluate the funding aspects of the Credit or Financing and periodically report in writing to the Board of Directors.
   c. If necessary, it can coordinate with units/functions within the Bank related to its competence

2. Duties and Responsibilities of the Credit Committee:
   a. Carry out tasks especially in the process of granting Credit approval based on their competence honestly, objectively, carefully, and thoroughly; and
   b. Reject requests and/or influences from interested parties with Credit applicants to grant Credit or Financing approval that is merely a formality.
   c. Ensure that every Credit granted has complied with banking provisions and is in accordance with sound credit principles;
   d. Members of the Credit Committee are responsible for the quality of Credit eligibility at the time the Credit application is decided.
   e. Ensure that the implementation of Credit granting is in accordance with the KPB and the Credit or Financing Implementation Guidelines;

   Making decisions on credit eligibility should be based on these following principles :
   a. Integrity & Honesty
   b. Professionalism
   c. Competence
   d. Independence
   e. Objectivity
   f. Principle of Bank prudence (prudential banking)
   g. Provisions on healthy credit requirements and Bank Operational provisions.

Credit Committee Institution Membership

Credit Committee institution Membership can be appointed, assigned or changed by the Board of Directors based on a Decree of the Board of Directors, including through this Decree of the Board of Directors. Officials/Positions mentioned in this Decree of the Board of Directors, do not need to submit an application to become members of the Credit Committee with or without the authority to decide on Credit.

1. The participants of credit committee institution:
   a. Chairman/Chairperson of the Credit Committee
      A Credit Committee participant who plays a role in leading the Credit Committee meeting based on the Committee class is also included as a Credit Committee Member with the authority to decide on Credit.
   b. Credit Committee Member with the authority to decide on Credit
      A Credit Committee participant who has the right to vote in making decisions on approval, rejection or abstention on Credit applications submitted by the committee.
   c. Credit Committee Member without the authority to decide on Credit (non-voting members)
      A Credit Committee participant who does not have the right to vote in making decisions on approval or rejection of submitted Credit applications.
   d. Credit Committee Management
      A Credit Committee participant who plays a role or functions as the secretary of the Credit Committee where in the implementation of the Credit Committee the Credit Committee management function is included as a Committee Member without the authority to decide.
   e. Minutes taker/Notary
      A Credit Committee member without the authority to decide on Credit who is appointed and tasked with documenting/making minutes at the Credit Committee meeting. Minutes at the committee meeting are made by an official at the Manager level from the Credit Group. Furthermore, this matter refers to the provisions stipulated by the Credit Group.
   f. Presenter
      Presenter Is a work unit/individual member of the Credit Committee whose function is to present the results of the Credit Analysis to the Credit Committee.

g. Invited Credit Committee Members
Credit Committee members who are not members of the Credit Committee may attend or participate in the Credit Committee if invited and their presence is required by the Chairman through the Credit Committee Secretary. The participant's role is to provide opinions, additional information, and explanations according to their capacity and competence as considerations for deciding on the Credit for the Credit that is being committed.

h. Credit Committee Recommendator
A recommender is a member of the Credit Committee without the authority to decide/vote who recommends granting Credit to members of the Credit Committee based on the results of the analysis of business proposals and Credit Analyst Memorandums (CAMs). The recommender is responsible for the recommendation for granting Credit and the accuracy of the information submitted. Business proposals, SAM Proposals (for Credit managed by SAM) and Credit Analyst Memorandums (CAMs) or Documents applicable in the Credit Group must receive recommendations and be signed by the recommender from both the business function and the Credit function as part of the first line of defense principle.

2. Roles and Functions of PT Bank KB Bukopin Tbk Officials in Credit Committee

a. Credit Committee Chairman

i) Credit Director
Acts as Chairman of the Credit Committee at the Director level or on the Board of Directors Committee, and participates as a member of the Committee with the authority to decide on Credit at the Director and Board of Directors levels.

ii) SAM SEVP
Acts as Chairman of the Credit Restructuring Committee, Credit Settlement Committee, AYDA Sales Committee, WO Collection Committee, Auction Limit Committee and participates as a member of the committee with the authority to decide on Credit in accordance with the level of limitation and authority regulated in the policy attachment.

iii) Division Head Corporate & Korean Link Credit Underwriting
Acts as Chairman of the Credit Committee on the new Credit/top up/extension/Change, R&R committee and participates as a member of the committee with the authority to decide on Credit in accordance with the level of limitation and authority regulated in the policy attachment.

iv) Division Head Commercial Credit Underwriting
Acts as Chairman of the Credit Committee on the new Credit/top up/extension/Change, R&R committee and participates as a member of the committee with the authority to decide on Credit in accordance with the level of limitation and authority regulated in the policy attachment.

v) Division Head SME Credit Underwriting
Acts as Chairman of the Credit Committee on the New Credit/Top Up/ Extension/Change, R&R committee and participates as a member of the committee with the authority to decide on Credit in accordance with the level of limitation and authority regulated in the policy attachment.

vi) Division Head Special Asset Management
Acts as Chairman of the Credit Committee on the Restructuring Credit Committee managed at SAM, the Credit Settlement Committee managed at SAM, AYDA sales committee, WO collection committee and participates as a member of the committee with the authority to decide on Credit in accordance with the level of limitation and authority regulated in the policy attachment.

vii) Department Head Corporate & Korean Link Credit Analyst
Acts as Chairman of the Credit Committee on the New/ Top Up/Extension/Change Restructuring committee and participates as a member of the committee with the authority to decide on Credit in accordance with the level of limitation and authority regulated in the policy attachment.

viii) Department Head Commercial Credit Analyst
Acts as Chairman of the Credit Committee on the New/ Top Up/Extension/Restructuring Changes Committee and participates as a member of the committee with the authority to decide on Credit in accordance with the level of limitation and authority stipulated in the policy attachment.

ix) Department Head CRC
Acts as Chairman of the Credit Committee on the New/ Top Up/ Extension/Changes Credit Committee and R&R Committee Meeting and participates as a member of the committee with the authority to decide on Credit in accordance with the level of limitation and authority stipulated in the Policy attachment.

x) Department Head SAM Restructuring, Performance Management & Policy
Acts as Chairman of the Credit Committee on the Credit Restructuring Committee and the Credit Settlement Committee and participates as a member of the committee with the authority to decide on Credit in accordance with the level of limitation and authority stipulated in the Policy attachment.

xi) Department Head SAM SME Region
Acts as Chairman of the Credit Committee on the Credit Restructuring Committee and participates as a member of the committee with the authority to decide on Credit in accordance with the level of limitation and authority stipulated in the Policy attachment.

xii) Department Head AYDA/Write-off Assets Sales
Acts as Chairman of the Credit Committee on the AYDA Sales Committee and serves as a member of the committee with the authority to decide in accordance with the level of limitations and authority as stated in the policy attachment

b. Members of the Credit Committee with the authority to decide institutionally/Forum/group/Credit ommittee based on the level of authority limit determined and regulated by the Board of Directors

i) Board of Directors
   - Vice President Director
   - Retail Business Director;
   - Credit Director;
   - Finance Director;
   - Strategy Director;
   - IT & Digital Director

   The number of Directors who are counted as members of the Credit Committee are Directors who have OJK permits.

ii) Credit Function
   - SEVP SAM
   - Division Head Corporate & Korean Link Credit Underwriting
   - Division Head SME & Commercial Credit Underwriting
   - Division Head SAM
   - Department Head Corporate & Korean Link Credit Analyst;
   - Department Head Commercial Credit Analyst
   - CRC Department Head;
   - Department Head SAM Restructuring, Performance Management & Policy;
   - Department Head SAM SME Region;
   - Department Head SAM Wholesale;
   - Department Head SAM Channeling, Join Financing, & Swamitra
   - Department Head AYDA/Write-off Assets Sale;
   - Department Head Bulk Auction
   - Department Head Retail Collection
   - Manager Regional SME Credit Analyst (CRC Manager);
   - Manager SAM

iii) Business Functions
   - SEVP Sales Distribution
   - Division Head Corporate Business;
   - Division Head Korean Link Business;
   - Division Head Commercial Business;
   - Division Head Treasury and International Banking;
   - Division Head Finance;
   - Division Head SME Business;
   - Department Head Corporate Business;
   - Department Head Korean Link Business;
   - Department Head Commercial Business
   - SME Area Head
   - BSSM

c. Member of the Credit Committee with the authority to decide on Retail Credit and/or Other Credit with Individual and/or Position authority.
   i) For certain types of Retail Credit or mass product Credit, where credit decision-making is carried out with the authority of individual decision makers and/or positions, those who can become Members of the Retail Credit Committee include: Division Head Retail Credit Factory
   ii) Division Head Retail Product
   iii) Department Head Retail Credit Underwriting
   iv) Manager Retail Credit Underwriting
   v) Coordinator Retail Credit Underwriting

d. Members of the Credit Committee without the authority to decide on Credit
   i) 1. President Director
   ii) 2. Director of Risk & Compliance
   iii) 3. Secretary of the Credit Committee
   iv) 4. Invited Credit Committee Participants
   v) 5. Recommendator Function

Types of Credit Committee Institution

Credit Committee institution consists of several committee types based on their function, such as:

1. Credit Committee for New and Existing Credit
   The function is to evaluate, consider, and authorized to decide on the eligibility of a credit application and the credit requirements submitted at the time of the Credit Committee for a Credit Proposal or Credit application or new, additional and/or extension credit application, including (determination, arrangement, change, deletion, exemption).
2. Rescheduling & Restructuring (R&R) Committee and Credit Restructuring Committee
   a. In line with the bank effort to improve credit activities, the Reschedule and Restructure (R&R) Committee has a function to make improvements in credit activities or assist Debtors who perform well but are potentially exposed to problematic credit with the aim that the debtor can maintain their good performance.
   b. The Credit Restructuring Committee functions to make decision in the context of credit recovery for all segments in terms of evaluating, considering, and having the authority to decide on the eligibility of a Credit Restructuring application submitted for a Debtor Portfolio managed by a Business Unit or a portfolio managed by the SAM function which will be further regulated in the policy attachment.
3. Restructuring & Settlement (R&S) Committee and Problematic Credit Settlement Committee:
   a. Restructuring & Settlement (R&S) Committee
      Has a function for decision-making in the context of Credit Restructuring/Settlement with DPD ≤ 90 days (BAST has not been carried out to SAM) or decision-making on Debtors who no longer have business prospects to be managed by SAM and later SAM will take steps to handle problematic credit in accordance with applicable provisions.
   b. Credit Settlement Committee
      Functions to make decisions in the context of resolving problematic credits in terms of evaluating, considering, and having the authority to decide on the feasibility of applications for resolving problematic credits submitted for portfolios managed by SAM or portfolios managed by the SAM Retail function which will be further regulated in the policy attachment.
   c. Decision-making by the Restructure & Settlement (R&S) Committee and the Credit Settlement Committee includes:
      i) Determination of execution or liquidation of Credit collateral;
      ii) Determination of Credit collateral to become AYDA;
      iii) Approval of redemption/sale of collateral;
      iv) Termination of Subrogation of Non-Performing Loan

v) Determination of cession;
vi) Credit settlement through legal channels;
vii) Approval of use of third party services;
viii) Write off problematic Credit Book;
ix) Write off problematic Credit Collection;
x) Other decisions related to the settlement of Non-Performing Loan.

4. AYDA Sales Committee
The function is for decision-making in the context of the sale of Foreclosed Assets (AYDA) in terms of considering and having the authority to decide on the feasibility of selling AYDA managed by the SAM AYDA/Write-off assets Sales function which will be regulated in the policy attachment.
5. Write-off Settlement Committee
Has the function of making settlement decisions in terms of evaluating, considering, and having the authority to decide on the eligibility of a Write-Off application for a portfolio that has been/is being managed by the Special Asset Management function with Write-Off status in accordance with the applicable policy which will be regulated in the policy attachment.
6. Write-off Committee
Has a function to make decisions to resolve Non-Performing Loan through Write-Off without removing the Bank's Right to Collect from debtors for portfolios that have been/under the management of the Special Asset Management function with Write-Off status in accordance with applicable policies that will be regulated in the policy attachment
7. SAM Auction Limit Committee
The function is to make decisions in the context of implementing auctions in terms of evaluating, considering, and having the authority to decide on the feasibility of setting auction limits, determining approval of auction prices/re-auctions of Credit collateral for assets that have been/under the management of the Special Asset Management function in accordance with applicable policies that will be regulated in the policy attachment.
8. Financial Institutions Committee
The Financial Institutions (FI) Committee is a committee institution that functions to make decisions related to Money Market (MM), Foreign Exchange (FX), Trade Finance (TF), Securities (Sec) facilities and changes to counter parties/ Correspondent Banks/Financial Institutions/Corporates. Considers and has the authority to decide on the feasibility of applications submitted by the Financial Institutions committee presenter for:
a. Determination of Money Market Lines
b. Approval of Depository Correspondent / Non-Depository Correspondent
c. Determination of Foreign Exchange (FX) Line
d. Determination of Trade Finance Line
e. Determination of Trade Securities Line
f. Determination of Insurance/Guarantee Company Line
g. Determination of Corporate Line
h. Other decisions related to International Banking, Treasury and Counterparty Risk
9. Supply Chain Finance Limit Committee
The Supply Chain Finance (SCF) Committee is a committee institution that functions to make decisions related to the determination of Umbrella Limits and Credit Limits for SCF facilities, including but not limited to Dealer Financing, Distributor Financing and Vendor Financing products and changes thereto to (prospective) Principals/Anchors or (prospective) Debtors. This committee is tasked with evaluating, considering, and having the authority to make decisions (approval or rejection) on applications for determination or review of umbrella limits submitted by (prospective) Principals/Anchors or credit limits submitted by (prospective) Debtors from Corporate, Korean Link, Commercial & SME, by considering the development of the Bank's Business without abandoning the principle of prudence.

Committee Membership Structure

Based on the Credit Committee Institutional Policy, the following is the structure of the Credit Committee for Corporate & Korean Link Credit, Commercial, SME, Retail, Financial Institution (FI) & Supply Chain Finance as follows:

1. The Board of Commissioners has a special function to provide approval for all credit applications including restructuring and settlement of Non-Performing Loan for facilities owned by related parties of PT Bank KB Bukopin Tbk.
2. The Executive Credit Committee is the highest level Credit Committee that includes the Board of Directors and officers at the executive level, where the committee is generally held for the implementation of the Restructuring and Settlement of Non-Performing Loan for Credits previously decided by the A-level committee.
3. The A1 Category Level Committee functions as a Credit decision maker for Commercial, including the restructuring and Settlement of Problematic Credits committee, where the A1 level committee plays a role in providing Credit decisions for limits above the A-level Committee.
4. The A-level Committee functions as a Credit decision maker for the Corporate & Korean Link, Commercial, SME & Retail segments, including the restructuring committee, Settlement of Problematic Credits & WO and Sales of Foreclosed Assets, where the A-level committee plays a role in providing Credit decisions for limits above the B-level Committee.
5. The B-level Committee functions as a Credit decision maker for the Corporate & Korean Link, Commercial, SME & Retail segments, including the restructuring committee, Settlement of Non-Performing Loan & WO and Sales of Foreclosed Assets, where the A-level committee plays a role in providing Credit decisions for limits above the C-level Committee.
6. The C-level Committee functions as a Credit decision maker for the Corporate & Korean Link segment, Commercial, SME & Retail, including the restructuring committee, Settlement of Non-Performing Loan & WO and Sales of AYDA in accordance with the level of limitation and authority stipulated in this guideline.
7. Category D Level Committee functions as a Credit decision maker for the Retail segment, including the restructuring

committee and Settlement of Non-Performing Loan & WO where the level D committee plays a role in providing Credit decisions for limits above the Level E Committee.

8. Category E Level Committee functions as a Credit decision maker for the Retail segment, including the restructuring committee and Settlement of Non-Performing Loan & WO in accordance with the level of limitation and authority stipulated in this guideline.

Task Implementation and Committee Meeting Frequency

Throughout 2024, the Credit Committee has conducted a face-to-face meeting once every 2 weeks on Mondays and Thursdays, while the circulation committee will meet every working day and during the committee's working hours, which include new/extension/modification/Top Up committees as well as credit restructuring and settlement

Assets and Liabilities Committee (ALCO)

The Assets and Liabilities Management Committee (ALCO) was formed by the Company's Directors based on Directors' Circular Letter No. SE/197/DIR/X/2018 dated October 16, 2018 concerning Assets and Liabilities Management Committee Policy. ALCO is responsible for discussing and making strategic decisions regarding the management of product assets and liabilities, taking into account growth, business continuity and profitability. ALCO decisions can only be changed through ALCO meetings.

ALCO was formed to anticipate developments in the money market, interest rates, exchange rates, and the banking sector, especially regarding collecting public funds and channeling funds to productive assets.

Committee Guidelines

The ALCO guidelines were ratified through the Decree of the Board of Directors No. 070 dated 26/Nov/2024 concerning the Asset and Liabilities Management Committee Policy. In addition, the establishment of this ALCO is also based on:

1. Decree of the Board of Directors No. 0030 of 2022 concerning the Market Risk Management and Liquidity Policy of PT Bank KB Bukopin, Tbk
2. Circular of the Board of Directors No. SE/189/IR/XII/2022 concerning the Liquidity Management Guidelines of PT Bank KB Bukopin, Tbk
3. Decree of the Board of Directors No. 101 of 2024 concerning the Organizational Structure of PT. Bank KB Bukopin, TBK
4. Decree of the Board of Directors No. 0052 of 2023 concerning the Policy on Organizational Duties and Responsibilities of PT. Bank KB Bukopin, TBK
5. Decree of the Board of Commissioners No. 003 of 2024 concerning the Division of Duties and Responsibilities and Alternate Directors of PT. Bank KB Bukopin, Tbk

Committee Membership Structure

Chairman	**President Director**
Vice Chairman	**Director in charge of finance**
Secretary	**The work unit in charge of financial planning function**
Members	• **Director in charge of business functions, namely Consumer, MSME, and Commercial and Vice President Director** • **Director in charge of risk functions** • **Director in charge of strategy functions** • **Director in charge of credit functions**

Duties, Authorities, and Responsibilities

The Assets and Liabilities Committee (ALCO) has the authority and responsibility for the following matters:

1. Evaluate and control risks over the position of liquidity risk and market risk, as well as determine the company's Asset and Liabilities Management (ALMA) management policies and strategies, which include liability management, liquidity management, liquid asset management, credit management (KYD), administrative post management and hedging strategies;
2. Review deviations between actual results and bank budget projections and business plans;
3. Review the pricing policy for assets and liabilities as well as fee based income and ensure that the pricing policy can support the Bank's Asset and Liabilities Management (ALMA) strategy and liquidity management;
4. Convey information to the Board of Directors regarding any developments in current conditions as well as developments in related provisions and regulations that influence ALMA's strategy and policies;
5. Evaluate emergency funding plans;
6. Continuing the policies that have been established to the relevant work units so that they can be implemented as well as possible;
7. Evaluate ALCO policies and decisions that have been taken.

Implementation of Duties and Committee Meeting Frequency

During 2024, ALCO has carried out its duties by providing recommendations to the Board of Directors and has held 12 (twelve) meetings with the following agendas

No.	Date	Agenda
1	February 7, 2024	1. ALM 2.Funding 3.Lending 4.NSFR 5.Proposal Business
2	February 28, 2024	1. ALM 2.Funding 3.Lending 4.NSFR 5.Dealer Financing
3	April 3, 2024	1. ALM 2.Funding 3.Lending 4.NSFR 5.Star Program
4	May 8, 2024	1. ALM 2.Funding 3.Lending 4.NSFR 5.Star Pension Program
5	May 29, 2024	1. ALM 2.Funding 3.Lending 4.NSFR 5.Channeling Program

During 2024, ALCO has held 12 (twelve) meetings. The following is a list of ALCO members' attendance at the meetings:

Name of Director/Participant/Position	Number of Mandatory Meeting	Number of Attendance
Woo Yeul Lee/Chairman/President Director	12	9
Jung Ho Han/Vice Chairman/Acting Director of Finance	12	11
Robby Mondong/Member/Vice President Director	12	11
Helmi Fahruding/Member/Retail Business Director	12	11
Henri Sawali/Member/Credit Director	12	11
Dodi Widjajanto/Member/Risk Director	12	9

Information Technology Systems Steering Committee

The Information Technology Steering Committee is the main committee in information technology management. Its main task is to provide recommendations and support the Board of Directors and the Board of Commissioners in monitoring the implementation of activities and the readiness of information technology infrastructure.

Committee Guidelines

KB Bank has prepared work guidelines for the Information Technology Steering Committee in Information Technology Guidelines No. 102/K-ITGV/DTI concerning the Information Technology Steering Committee Policy in 2023. These guidelines contain:

1. General Provisions
2. Scope of Discussion of the IT Steering Committee
3. IT Steering Committee Charter
4. Membership of the IT Steering Committee
5. Organization of the IT Steering Committee

Committee Membership Structure

Membership of the IT Steering Committee is appointed and assigned by the Board of Directors. The organizational structure of the IT Steering Committee is as follows.

1. The Chair of the IT Steering Committee is the Director in charge of Information Technology.
2. IT Steering Committee Members:
   a. Director in charge of the Risk Management Work Unit
   b. The highest official under the Director in charge of Information Technology at the level of Head of Division.
   c. The highest official under the Director who oversees Services as the main user of IT at the level of Division Head.
   d. Head of the Corporate Strategic Planning Division whose job is to align Corporate strategies and initiatives with IT strategies and initiatives.
   e. Head of the Financial Planning and Accounting Division who is tasked to evaluate the Bank's budget, especially investment or IT operational costs.

f. Other related departments can become participants in the IT Steering Committee by considering their suitability such as relevance to the discussion material, as resource persons and so on.
g. Head of Department in charge of IT Strategy and Planning who is tasked to evaluate IT project management and Secretary of the IT Steering Committee.

Duties, Authorities, and Responsibilities

In general, the duties and responsibilities of the IT Steering Committee are:

1. Provide recommendations to the Board of Directors as follows:
   a. IT strategic plan (IT Strategic Plan) which is in accordance with the strategic plan for the Company's business activities (Business Plan). The things that must be considered when providing these recommendations are as follows:
      i) Implementation plan (roadmap) to achieve IT needs that support the Company's business strategy. The roadmap consists of the current condition (current state), the condition to be achieved (future state) and the steps that will be taken to achieve the future state;
      ii) Resources required;
      iii) Profits/benefits that will be obtained when the plan is implemented.
   b. Formulating key IT policies and procedures such as IT security policies and risk management related to IT use;
   c. Conformity of approved IT projects with applicable IT strategic plans and corporate plans;
   d. The steering committee can also determine the priority status of IT projects that are critical (have a significant impact on the Company's operational activities);
   e. Compatibility of IT with management information system needs that support the management of the Company's business activities;
   f. The effectiveness of risk minimization measures for the Company's investments in the IT sector and that these investments contribute to achieving the Company's business objectives;
   g. Monitoring IT performance and efforts to improve it, for example by detecting IT finances and measuring the effectiveness and efficiency of implementing IT security policies.
2. Carry out a Management Review on the implementation of the service management system at least once a year every March as well as on other strategic, critical and urgent matters related to IT implementation and infrastructure activities that cannot be resolved through the IT Support Committee
3. The IT Steering Committee can order the IT Support Committee to hold a committee meeting if there are technical matters that must be resolved immediately and/or become input for the IT Steering Committee in making recommendations to the Board of Directors.

Implementation of Duties and Committee Meeting Frequency

The implementation of the duties of the Information Technology Steering Committee is conducted in accordance with applicable provisions, namely at least 2 (two) times in 1 (one) year and/or if there is something urgent and must be decided immediately by the IT Steering Committee. The IT Steering Committee has the duty and responsibility to provide recommendations to the Board of Directors regarding the implementation of strategic plans, adjustments to IT policies, strategic IT projects and evaluation of IT performance in the Management Review agenda. Based on this, the role of the Information Technology Steering Committee is to ensure that IT implementation is in accordance with the company's objectives in achieving business goals.

The Information Technology Steering Committee has carried out its duties more than 2 times in 1 year with several recommendations regarding IT support in the Company, including:

a. Recommends carrying out IT infrastructure rejuvenation projects while adhering to the principle of caution, but also concerning the suitability of the implementation time target and results that are in accordance with expectations.
b. In connection with the IT infrastructure rejuvenation plan, the steering committee recommends carrying out the Freeze Period Development with exceptions for strategic, regulatory and compliance projects.

CORPORATE SECRETARY

The Corporate Secretary plays a strategic role in maintaining a harmonious relationship between KB Bank and the parties who have an interest in the Company. In his/her capacity, the Corporate Secretary not only serves as a liaison between the Company, Shareholders, and other Stakeholders, but also ensures that all Company activities are carried out in accordance with applicable capital market regulations. Other responsibilities include organizing meetings with Shareholders and facilitating transparent communication between all related parties. Furthermore, the Corporate Secretary also plays a role in ensuring the implementation of good governance principles and compliance with all relevant legal provisions.

The formation, appointment, and implementation of the functions and duties of the Corporate Secretary, among others, refer to:
1. Financial Services Authority Regulation No. 35/POJK.04/2014 concerning Corporate Secretaries of Issuers or Public Companies;
2. Decree of the Board of Directors of PT Bursa Efek Indonesia No. Kep00001/BEI/01-2014 Concerning Amendments to Regulation No. I-A: Concerning Listing of Shares and Equity Securities Other Than Shares Issued by Listed Companies.

Profile of Corporate Secretary Officer



Yocky Eko Wicaksono*

Age	**41 Years old**
Nationality	**Indonesia**
Domicile	**Jakarta**
Education	**Bachelor of Law, Brawijaya University, Malang**
Work Experience	• **Secretary of the Board of Commissioners** • **Regulation Manager and Policy of PT Bank KB Bukopin Tbk** • **Senior Staff of Corporate Law and Policy of PT Bank KB Bukopin Tbk**
Concurrent Position	**-**
Legal Basis of Appointment	**SKEP /0118-DIR/VIII/2023**

*) In office since 8 August 2023 – 1 September 2024



Ariz Dian Perkasa

Age	**35 Years old**
Nationality	**Indonesia**
Domicile	**Jakarta**
Education	**Bachelor of Law, University National (2012)**

Work Experience	• Management Trainee (Management Development Program), PT Bank KB Bukopin Tbk (2012) • Auditor Internal (2013-2017) • Operations Risk Management (2017-2019 • Branch Operation Manager (2020-2022) • Business Strategic Partnership (2023-2024)
Concurrent Position	-
Legal Basis of Appointment	SKEP/131-DIR/XI/2024

Duties and Responsibilities

The Corporate Secretary has broad and important duties in maintaining the image of KB Bank. This includes building the company's image through public relations, investor and secretarial functions. The Corporate Secretary is responsible for ensuring that all meeting results are properly documented and conveyed to related parties. The Corporate Secretary also ensures effective communication with stakeholders, including providing relevant and timely information about the company's performance.

In addition, he/she is a liaison between the company and capital market authorities, shareholders, investors and the media. Information regarding company performance is conveyed through various media, such as GMS, financial reports, press releases, meetings with analysts, and through the Company's website, namely www.kbbank.co.id.

The Corporate Secretary is also responsible for ensuring the Company's compliance with applicable capital market regulations. With these strategic duties and responsibilities, the Corporate Secretary is directly responsible to the President Director and reports the implementation of his duties to the Board of Commissioners.

The function of the Corporate Secretary according to Financial Services Authority Regulation No. 35/POJK/.04/2014 carries out at least the following tasks:

1. Following developments in the Capital Market, especially the laws and regulations applicable in the Capital Market sector;
2. Providing input to the Board of Directors and Board of Commissioners of the Issuer or Public Company to comply with the provisions of laws and regulations in the Capital Market sector;
3. Assisting the Board of Directors and Board of Commissioners in implementing Corporate governance which includes:
   a. Disclosure of information to the public, including the availability of information on the Issuer or Public Company Website;
   b. Submission of reports to the Financial Services Authority on time;
   c. Organizing and documenting General Meetings of Shareholders;
   d. Organizing and documenting Board of Directors and/or Board of Commissioners Meetings;
   e. Implementing orientation programs for the Company for new Directors and/or Board of Commissioners.
4. As a liaison between the Issuer or Public Company and the Shareholders of the Issuer or Public Company, the Financial Services Authority, and other stakeholders.

Corporate Secretary Organizational Structure

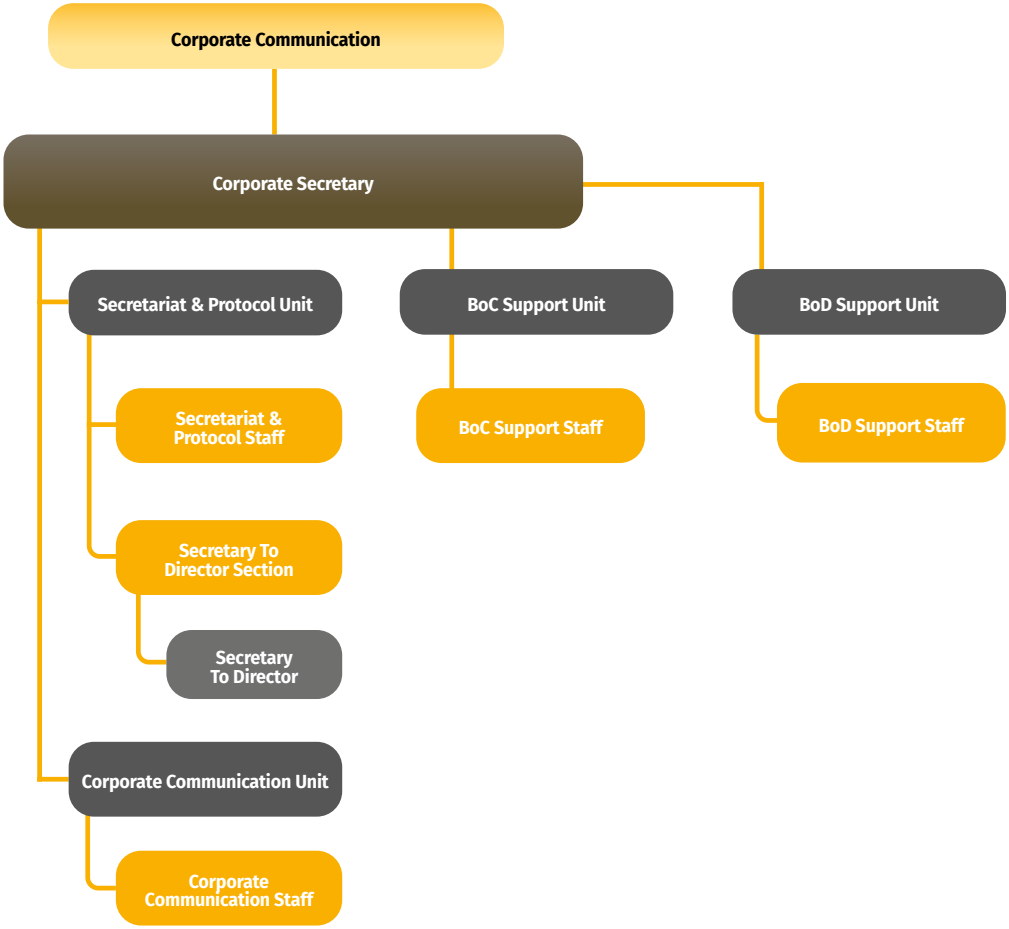

Implementation of Duties in 2024

During 2023, the Company's Corporate Secretary has carried out several duties, including:

1. Organizing Board of Directors, Board of Commissioners Meetings, and Joint Meetings between Board of Directors and Board of Commissioners;
2. Preparing Minutes of each Meeting;
3. Organizing Annual and Extraordinary General Meetings of Shareholders (GMS);
4. Managing information disclosure to the public and regulators;
5. Following developments in the capital market, especially those related to capital market regulations, and conveying information on such developments to the Board of Commissioners, Board of Directors and Stakeholders;
6. Carrying out various activities related to the formation of the Company's image.

Competency Development

Skill developement through education and training for the Corporate Secretary is an important step to support his/her role as the main liaison between the Company and external parties. Throughout 2024, the Corporate Secretary actively participated in various training activities, workshops, and seminars that were relevant to his/her duties and responsibilities, including:

Training Name	Date	Organizer	Place
Anti-Corruption and Anti-Fraud Training	July 19, 2024	AAFM	Jakarta
Training Finance Budget	July 4, 2024	Internal House (Diklat)	Jakarta
SMR Level 4 & 5 Recertification	August 2, 2024	BSMR	Jakarta
Induction	October 17, 2024	Internal House (Diklat)	Jakarta
E Learning AML CFT yerar 2024 (Aug)	August 5, 2024	Internal House (Diklat)	Jakarta

2024 Information Disclosure

Throughout 2024, the Company's communication with the public has been carried out regularly and transparently. The Corporate Secretary ensures that relevant information is conveyed to the public through various channels, including mass media, the IDX website, and the KB Bank website, in 2 (two) languages, namely Indonesian and English. In addition, periodic and incidental reports have also been submitted to the IDX and OJK, as follows:

Type of Report	Objectives	Period of Report
Monthly Report of Securities Holder Registration	OJK & BEI	Monthly
Consolidated Financial Statements of Bank and Subsidiaries (Unaudited)	OJK & BEI	Quarterly
Annual Financial Report (Audited)	OJK & BEI	Annually
Annual Report	OJK & BEI	Annually
Sustainability Report	OJK & BEI	Annually
Annual Ranking Results Report	OJK & BEI	Annually

Incidental Report

Date	Addressed to	Matters
January 16, 2024	Financial Services Authority (OJK)	Report on the Effective Appointment of Jung Ho Han as Strategy Director of PT Bank KB Bukopin Tbk
January 26, 2024	Financial Services Authority (Financial Services Authority (OJK) & IDX	Submission of Minutes Summary of the Deed of Decision of the Extraordinary General Meeting of Shareholders (EGMS)
January 26, 2024	Financial Services Authority (OJK) & IDX	Submission of Evidence of Advertisement Summary of Minutes of the Deed of Decision of the Extraordinary General Meeting of Shareholders (EGMS)
January 29, 2024	Financial Services Authority (OJK)	Submission of Incidental Reports
January 31, 2024	Financial Services Authority (OJK)	Effective Report on Re-Operation of Medan Branch Office of PT Bank KB Bukopin Tbk
February 6, 2024	Financial Services Authority (OJK)	PT Bank KB Bukopin Tbk Brand and Logo Change Plan
February 7, 2024	Financial Services Authority (OJK)	Extraordinary General Meeting of Shareholders (EGMS)
February 7, 2024	Financial Services Authority (OJK) & IDX	Changes in Shareholder Structure
February 16, 2024	Financial Services Authority (OJK)	Submission of Minutes of the Deed of Decision of the Extraordinary General Meeting of Shareholders 2024 (EGMS)
February 19, 2024	Financial Services Authority (OJK)	PT KB Bukopin Finance Capital Reduction Plan in the Framework of Company Consolidation
February 22, 2024	Financial Services Authority (OJK)	Planning Account-KBstar Product Evaluation Report
February 22, 2024	Financial Services Authority (OJK)	Planning Account-KBstar Product Realization Report
February 28, 2024	Financial Services Authority (OJK)	Material Information or Facts Report on the Settlement of Bank Bukopin's Continuous Subordinated Bonds II Phase II in 2017
February 28, 2024	Financial Services Authority (OJK) & IDX	Submission of Publication Evidence of Settlement of Bank Bukopin's Continuous Subordinated Bonds II Phase II of 2017
February 29, 2024	Financial Services Authority (OJK) & IDX	Submission of Publication Evidence of Settlement of Bank Bukopin's Continuous Subordinated Bonds II Phase II of 2017
March 1, 2024	Financial Services Authority (OJK) & IDX	Announcement of Bank Brand and Logo Change
March 5, 2024	Financial Services Authority (OJK)	Effective Appointment Report as Director of Information Technology & Digital of PT Bank KB Bukopin Tbk
March 5, 2024	Financial Services Authority (OJK)	Submission of Realization of Implementation of Brand and Logo Changes of PT Bank KB Bukopin Tbk
March 8, 2024	Financial Services Authority (OJK)	Submission of Changes to the Board of Directors and/or Board of Commissioners of KB Kookmin Bank Co.Ltd as the Controlling Shareholder of PT Bank KB Bukopin Tbk

Date	Addressed to	Matters
March 13, 2024	Financial Services Authority (OJK)	Reporting of Brand and Logo Changes of PT Bank KB Bukopin Tbk
March 15, 2024	Financial Services Authority (OJK)	Information on the planned transfer of the NTT Branch Office (KCP) Address
March 21, 2024	Financial Services Authority (OJK) & IDX	Request for Hearing Regarding Plans for Material Transactions and Disclosure of Information
March 28, 2024	Financial Services Authority (OJK)	Information on the Plan the Ciceri/Cijawa Branch Office Address Change
March 28, 2024	Financial Services Authority (OJK)	Information on the Plan of Trenggalek KCP Address Change
April 1, 2024	Financial Services Authority (OJK) & IDX	Notification of Late Submission of Audited Consolidated Financial Statements of PT Bank KB Bukopin Tbk ("BBKP") and Subsidiaries for the Year Ended December 31, 2023
April 3, 2024	Financial Services Authority (OJK)	Material Transaction Report of PT Bank KB Bukopin Tbk
April 3, 2024	Financial Services Authority (OJK)	Report of Material Information or Facts Related to Events Causing an Increase in Financial Obligations
April 3, 2024	Financial Services Authority (OJK) & IDX	Announcement of Bank Brand and Logo Change
April 3, 2024	Financial Services Authority (OJK)	Submission of Advertising Evidence
April 4, 2024	Financial Services Authority (OJK)	Notification of General Meeting of Sukuk Mudharabah Holders (RUPSu) Sukuk Mudharabah IV Year 2019 PT HK Realtindo
April 4, 2024	Financial Services Authority (OJK)	Notification of the General Meeting of Medium-Term Notes (MTN) Holders (RUPMTN) MTN I Year 2019 PT HK Realtindo
April 5, 2024	Financial Services Authority (OJK)	Report on Activities Carried Out for the Bank's Own Interests
April 16, 2024	Financial Services Authority (OJK)	Notification of the Results of the General Meeting of Holders of Medium-Term Notes (MTN) I HK Realtindo in 2019
April 16, 2024	Financial Services Authority (OJK)	Notification of the Results of the General Meeting of Sukuk Holders MUDHARABAH IV HK REALTINDO YEAR 2019
April 16, 2024	Financial Services Authority (OJK)	Transparency of information regarding the replacement of Accountants who are currently assigned to audit Issuers or Public Companies
April 16, 2024	Financial Services Authority (OJK)	Report of Material Information or Facts on the Resignation of the Company's Independent Commissioner
April 17, 2024	Financial Services Authority (OJK) & IDX	Submission of Advertising Evidence
April 25, 2024	Financial Services Authority (OJK) & IDX	Response to OJK letter regarding Request for Data and Information related to the confiscation/blocking of Mutual Fund Securities accounts in Handling Legal Cases
April 26, 2024	Financial Services Authority (OJK)	Explanation of Replacement of Public Accountant according to S-434/ PM.211/2024 04-22-2024
April 26, 2024	Financial Services Authority (OJK)	Report on the Appointment of a Replacement Public Accountant for the Audit of the Annual Historical Financial Information at PT Bank KB Bukopin Tbk for the 2023 Financial Year
April 26, 2024	Financial Services Authority (OJK)	Request for Change of Username for Consumer Protection Portal Application
May 14, 2024	Financial Services Authority (OJK) & IDX	Announcement of the Agenda of the 2024 AGM of PT Bank KB Bukopin Tbk
May 15, 2024	Financial Services Authority (OJK)	PT Bank KB Bukopin IT Incident Initial Notification Report
May 21, 2024	Financial Services Authority (OJK)	Report on the Realization of the Implementation of Bancassurance Cooperation Reference Business Models in the Framework of Bank Products
May 21, 2024	Financial Services Authority (OJK)	IT Incident Report PT Bank KB Bukopin Tbk
June 4, 2024	Financial Services Authority (OJK) & IDX	Report of Material Information or Facts on the Resignation of the Company's Directors
June 6, 2024	Financial Services Authority (OJK) & IDX	Submission of Invitation to Annual General Meeting of Shareholders ("AGMS") 2024 PT Bank KB Bukopin Tbk
June 6, 2024	Financial Services Authority (OJK) & IDX	Submission of Evidence of Publication of Invitation to the Annual General Meeting of Shareholders ("AGM") of PT Bank KB Bukopin Tbk 2024
June 6, 2024	Financial Services Authority (OJK) & IDX	Submission of Publication Evidence of Resignation of Director of PT Bank KB Bukopin Tbk
June 7, 2024	Financial Services Authority (OJK)	Application for Approval of the Fit and Proper Assessment of Candidates for Deputy President Commissioner of PT. Bank KB Bukopin Tbk
June 14, 2024	Financial Services Authority (OJK)	Information on the Management Change Plan

Date	Addressed to	Matters
June 19, 2024	Financial Services Authority (OJK) & IDX	Report of Material Information or Facts on the Resignation of the Company's Director
June 19, 2024	Financial Services Authority (OJK) & IDX	Submission of Publication Evidence of Information Disclosure on the Resignation of the Director of PT Bank KB Bukopin Tbk
July 2, 2024	Financial Services Authority (OJK) & IDX	Submission of Summary of Minutes of the 2024 AGM of PT Bank KB Bukopin Tbk
July 2, 2024	Financial Services Authority (OJK) & IDX	Submission of Publication Evidence of Minutes Summary s of the 2024 AGM of PT Bank KB Bukopin Tbk
July 2, 2024	Financial Services Authority (OJK)	Submission of Completeness of Documents for Application for Fit and Proper Assessment (PKK) for Appointment of Deputy President Commissioner of PT Bank KB Bukopin Tbk
July 2, 2024	Financial Services Authority (OJK) & IDX	Submission of Incidental Reports
July 3, 2024	Financial Services Authority (OJK) & IDX	Ownership Report or Any Changes in Share Ownership of PT Bank KB Bukopin Tbk an Dodi Widjajanto
July 3, 2024	Financial Services Authority (OJK) & IDX	Ownership Report or Any Changes in Share Ownership of PT Bank KB Bukopin Tbk an Robby Mondong
July 3, 2024	Financial Services Authority (OJK) & IDX	Ownership Report or Any Changes in Share Ownership of PT Bank KB Bukopin Tbk an Henry Sawali
July 3, 2024	Financial Services Authority (OJK)	Management Report of Subsidiary Company of PT Bank KB Bukopin TBk
July 5, 2024	Financial Services Authority (OJK) & IDX	Ownership Report or Any Changes in Share Ownership of PT Bank KB Bukopin Tbk an Helmi Fahrudin
July 5, 2024	Financial Services Authority (OJK) & IDX	Ownership Report or Any Changes in Share Ownership of PT Bank KB Bukopin Tbk an Woo Yeul Lee
July 8, 2024	Financial Services Authority (OJK) & IDX	Correction of Ownership Report or Any Change in Share Ownership of PT Bank KB Bukopin Tbk an Helmi Fahrudin
July 8, 2024	Financial Services Authority (OJK) & IDX	Other Material Facts Information - Press Release "Company Performance Continues to Improve, KB Bank Board of Directors Increases Share Ownership"
July 17, 2024	Financial Services Authority (OJK) & IDX	Request for information to OJK Capital Market regarding the Global Bond Issuance Plan
July 23, 2024	Financial Services Authority (OJK)	Submission of Statement Deed of Meeting Resolutions No. 116 Dated June 28, 2024
July 23, 2024	Financial Services Authority (OJK)	Submission of Completeness of Documents for Application for Fit and Proper Assessment (PKK) for the Appointment of Deputy President Commissioner of PT Bank KB Bukopin Tbk – Alignment of Risk Management Certification
July 26, 2024	Financial Services Authority (OJK) & IDX	Submission of the Resolutions Deed Minutes of the 2024 Annual General Meeting of Shareholders (AGM)
July 26, 2024	Financial Services Authority (OJK) & IDX	Submission of the Resolutions Deed Minutes of the 2024 Annual General Meeting of Shareholders (AGM)
July 30, 2024	Financial Services Authority (OJK)	Readiness of Funds for Repayment of Bank KB Bukopin's Continuous Bonds I Phase I in 2021
August 1, 2024	Financial Services Authority (OJK) & IDX	Material Facts Other Information - Press Release "KB Bank Optimistic to Achieve Positive Performance with Several Significant Improvements Throughout Semester I 2024"
August 7, 2024	Financial Services Authority (OJK) & IDX	Ownership Report or any changes in share ownership of PT Bank KB Bukopin Tbk
August 8, 2024	Financial Services Authority (OJK)	Report on the Appointment of Public Accountants and/or Public Accounting Firms for the Audit of PT. Bank Kb Bukopin's Financial Statements for the 2024 Fiscal Year
August 22, 2024	Financial Services Authority (OJK) & IDX	Ownership Report or Any Changes in Share Ownership of PT Bank KB Bukopin Tbk (Jung Ho Han)
August 23, 2024	Financial Services Authority (OJK) & IDX	Request for Explanation regarding BBKP Securities Volatility
August 29, 2024	Financial Services Authority (OJK)	Application for Approval of the Fit & Proper Assessment of the Candidate for Finance Director of PT Bank KB Bukopin Tbk - Seng Hyup Shin (Deputy President Commissioner)
September 2, 2024	Financial Services Authority (OJK) & IDX	Notification of Resignation of Corporate Secretary of PT Bank KB Bukopin Tbk - Yocky E Wicaksono

Date	Addressed to	Matters
September 2, 2024	Financial Services Authority (OJK)	Increasing the Implementation of APU PPT and PPPSPM Programs as Mitigation of Economic Crimes, Especially Online Gambling Transactions
September 3, 2024	Financial Services Authority (OJK)	Information on the Address Change Plan of the Assistant Branch Office ("KCP") - KCP Dolog to KCP Bratang
September 4, 2024	Financial Services Authority (OJK)	Information on the Address Change Plan of the Assistant Branch Office ("KCP") - Purbalingga to Purwokerto
September 9, 2024	Financial Services Authority (OJK) & IDX	Material Information or Fact Report regarding the settlement of Bank KB Bukopin's Continuous Bonds I Phase I of 2021
September 9, 2024	Financial Services Authority (OJK)	Submission of Document Completeness for Application for Fit and Proper Assessment (PKK) for Appointment of Finance Director of PT Bank KB Bukopin Tbk
September 17, 2024	Financial Services Authority (OJK) & IDX	Changes in Audit Committee Members of PT Bank KB Bukopin Tbk
September 24, 2024	Financial Services Authority (OJK)	Information on the Plan to Close the Assistant Branch Office (KCP) - Univ Esa Unggul Tomang
October 14, 2024	Financial Services Authority (OJK)	Submission of Document Completeness for Application for Fit and Proper Assessment (PKK) for Appointment of Finance Director of PT Bank KB Bukopin Tbk (Jang Hyuk Im)
October 14, 2024	Financial Services Authority (OJK) & IDX	Submission of Material Facts Information Press Release "Strengthening Long-Term Funding Structure, KB Bank Issues Global Bonds"
October 22, 2024	Financial Services Authority (OJK)	Report on the Management of Subsidiary Companies of PT Bank KB Bukopin Tbk
October 25, 2024	Financial Services Authority (OJK) & IDX	Delivery of Material Facts Information Press Release "Global Investors Respond Positively
November 1, 2024	Financial Services Authority (OJK) & IDX	Regarding KB Bank's Initial Global Bond Issuance Plan"
November 4, 2024	Financial Services Authority (OJK) & IDX	Submission of Material Factual Information Press Release Until Q3 2024, KB Bank Records Net Interest Income Growth of 84.15 Percent
November 7, 2024	Financial Services Authority (OJK)	Temporary Replacement Report for the Position of Director in Charge of Compliance Function
November 6, 2024	Financial Services Authority (OJK)	Submission of the KB Bank LSBU Addition Synergy Report
November 20, 2024	Financial Services Authority (OJK) SPE	Information on the Address Change Plan of the Purbalingga Sub-Branch Office (KCP) to the Tasikmalaya KCP Sutisna
December 2, 2024	Financial Services Authority (OJK) & IDX	Submission of Material Factual Information Press Release Consistently Records Business Growth, KB Bank Again Achieves AAA Rating from PEFINDO
December 2, 2024	Financial Services Authority (OJK) & IDX	Notice of Appointment of Corporate Secretary of PT Bank KB Bukopin Tbk
December 2, 2024	Financial Services Authority (OJK) & IDX	Advertisement evidence of Affiliate Transaction Report and Material Transaction of PT Bank KB Bukopin Tbk
December 10, 2024	Financial Services Authority (OJK) & IDX	Evidence of Advertisement for Change of Corporate Secretary
December 12, 2024	Financial Services Authority (OJK)	Submission of Supporting Documents for KB Bank's 2023 Annual Publication Report
December 12, 2024	Financial Services Authority (OJK)	Notification of the results of the IV Waskita Karya Bond RUPO in 2022
December 13, 2024	Financial Services Authority (OJK)	Notification of the results of the 2022 Waskita Karya Sukuk Mudharabah I RUPSU
December 16, 2024	Financial Services Authority (OJK)	Report on Affiliated Transactions of PT Bank KB Bukopin Tbk
December 19, 2024	SPE IDX	Policy Adjustment on PT Bank KB Bukopin Tbk's anti-fraud strategy
December 19, 2024	Financial Services Authority (OJK)	Submission of Material Fact Information Press Release "Supporting Tripatra's Strategic Project, KB Bank Strengthens Partnership Through Vendor Financing"
December 20, 2024	SPE IDX	Effective Appointment Report as Finance Director of PT Bank KB Bukopin Tbk (Jang Hyuk Im)
December 20, 2024	Financial Services Authority (OJK)	Submission of Material Fact Information Press Release "Explaining Company Performance, BBKP Targets Turnaround in 2025"
December 24, 2024	SPE IDX	PT Bank KB Bukopin Tbk KBBF Affiliate Transaction Report
December 17, 2024	Financial Services Authority (OJK)	Submission of Material Fact Information Press Release "Supporting National Strategic Industry, KB Bank Strengthens PT Inka's Working Capital"

Internal audit work unit

Internal Audit Work Unit is an independent work unit that has the task and responsibility to carry out the internal audit function. It is stated in the Decree of the Board of Directors No. 101 of 2024 concerning the Organizational Structure of PT Bank KB Bukopin Tbk, where the Internal Auditor Work Unit (SKAI) is structurally responsible and has a direct administrative reporting line to the President Director and a functional reporting line to the Board of Commissioners and the Audit Committee.

Internal Audit Work Unit plays a role in providing an assurance function by analyzing in depth the root of the audit findings and a proactive consulting/advisory function by providing constructive suggestions for improvement to independent and objective stakeholders who can provide added value in order to help the Bank achieve its corporate goals.

The purpose of the audit is to ensure that the company's activities are in accordance with the established strategic plan and its implementation has been accompanied by good governance, risk management, and adequate internal control processes.

Internal Audit Charter

In carrying out the duties and functions of Internal Audit, SKAI adheres to the Internal Audit Charter dated December 14, 2022, which was stipulated by the President Director after obtaining approval from the Board of Commissioners by considering the recommendations of the Audit Committee. The Internal Audit Charter is a guideline/basis for SKAI's work which contains the structure and position of SKAI, duties and responsibilities, authority, vision, mission, functions, objectives, and scope of work.

Profile of the Head of the Internal Audit Work Unit



Roby Endrama Purba
Head of the Internal Audit Work Unit

Age	**45 Years old**
Nationality	**Indonesia**
Domicile	**Jakarta**
Education	**Bachelor of Accounting, Airlangga University, Surabaya**
Work Experience	**Head of Internal Audit PT AXA Mandiri Financial Service (2019-2022)** **Head of Internal Audit IPC Investment Company (2018- 2019)** **Head Office Audit Group Head PT Bank CIMB Niaga Tbk (2016- 2018)**
Concurrent Position	**-**
Legal Basis of Appointment	**SKEP/0015-DIR/II/2022 dated February 2, 2022**

Party Appointing and Dismissing the Head of the Internal Audit Work Unit

In accordance with Financial Services Authority (OJK) Regulation No. 1/POJK.03/2019, POJK No. 56/POJK.04/2015, and Internal Audit Charter of PT Bank KB Bukopin Tbk, the Head of Internal Audit Work Unit is appointed and dismissed by the President Director with the approval of the Board of Commissioners and the recommendation of the Audit Committee. The dismissal of the Head of Internal Audit Work Unit can be carried out by the President Director after the approval of the Board of Commissioners, if he/she does not meet the auditor requirements or does not carry out his/her duties properly.

DUTIES AND RESPONSIBILITIES

In the Company's Internal Control Structure, the Internal Audit Work Unit (SKAI) has a primary role in supporting the Board of Commissioners and President Director in achieving the Company's objectives. SKAI conducts independent assessments of risk management, control, and governance processes. This assessment is carried out through analysis and research in various fields such as finance, accounting, and operations, which are carried out through on-site inspections and remote monitoring (off-site). SKAI also provides recommendations for improvement and objective information to management. In addition, SKAI's responsibilities include ensuring that the internal audit function runs in accordance with the Internal Audit Professional Standards and the Internal Audit Code of Ethics.

Authority of the Internal Audit Work Unit

1. Access all relevant information about the Bank related to the duties and functions of SKAI;
2. Communicate directly with the Board of Directors, Board of Commissioners, and Audit Committee;
3. Hold regular and incidental meetings with the Board of Directors, Board of Commissioners, and Audit Committee;
4. Coordinate activities related to supervision with external auditors;
5. Attend strategic meetings without having voting rights;
6. Propose changes to the Internal Audit Charter in accordance with environmental developments related to internal audit to the President Director and Board of Commissioners;
7. Allocate internal auditor resources;
8. Propose transfers, participate in education & training and professional certification programs for internal auditors;

Use experts/specialists from outside the Company if necessary.

Scope of Internal Audit

The scope of SKAI's work includes examination and evaluation of the Company's activities which include:

1. Effectiveness, efficiency, and adequacy of the internal control system, risk management, and governance on an ongoing basis.
2. Reliability, effectiveness, integrity of the process and information management system, including relevance, accuracy, completeness, availability, and confidentiality of data.
3. Compliance with the provisions of laws and regulations.
4. Quality of organizational performance.
5. SKAI activities as referred to in number 1 apply to the Company as a whole including Subsidiaries, Branch Offices, and Company activities that are outsourced to external parties.

Internal Audit Organizational Structure and Number of Employees

Internal Audit Work Unit is the Company is divided into 3 (three) Departments, namely:

1. Channel & Special Audit
   a. Region I-V Audit Unit;
   b. Region I-V Auditor;
   c. Special Audit Unit;
   d. Special Auditor.
2. Professional Practices Audit
   a. Quality Assurance, Development & Data Analytics Unit;
   b. Quality Assurance, Development & Data Analytics Specialist;
   c. Audit Methodology, Reporting & Support Unit;
   d. Audit Methodology, Reporting & Support Specialist
3. 3.HQ, IT & Subsidiary Audit
   a. HQ Business Audit Unit;
   b. HQ Business Auditor;
   c. Enablers & Risk Management Audit Unit;
   d. Enablers & Risk Management Audit Auditor;
   e. Finance & Subsidiary Audit Unit;
   f. Finance & Subsidiary Auditor;
   g. IT Assurance Audit Unit;
   h. IT Assurance Auditor;
   i. IT Development Audit Unit;
   j. IT Development Auditor.

Each Department is led by a Department Head who is located at the Head Office, with the number of staff adjusted based on needs.
.

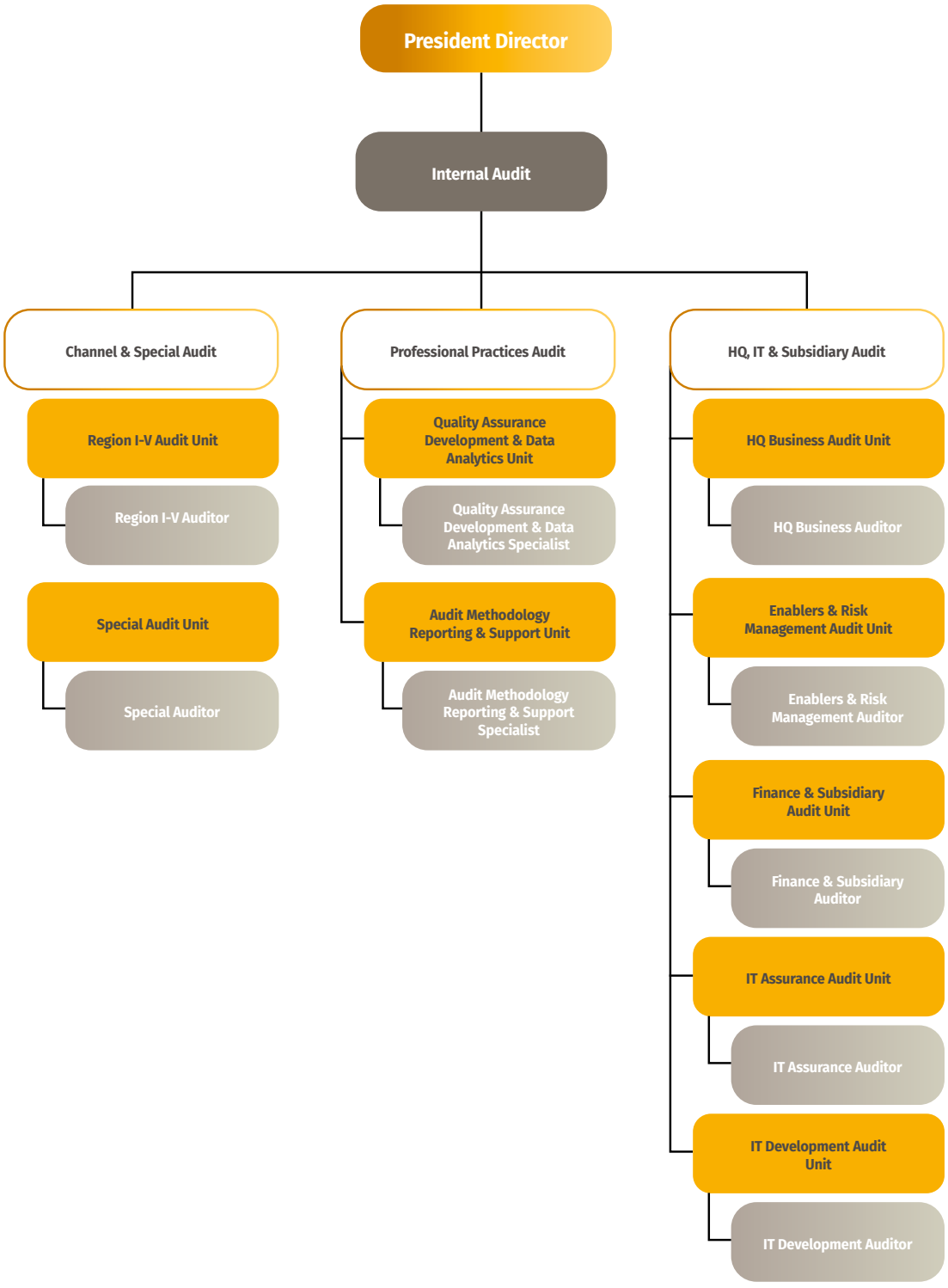

Position of the Internal Audit Unit in Organizational Structure

Internal Audit Unit (SKAI) is an independent function that is directly responsible to the President Director and the Board of Commissioners through the Audit Committee. SKAI is one of the elements of the Internal Control System that is in the third layer in the three Lines of Defense which has the function of assisting Management in achieving the Company's goals through independent assessment of internal control, risk assessment and corporate governance.

SKAI Personnel Composition

The Internal Audit Unit has 43 (forty three) employees as follows

Position	Number of Personnel
Head of SKAI	1
Head of Department	3
Manager	12
Auditor	24
Professional Practices Audit Specialist	3
Total	**43**

Certification as an Internal Audit Profession

	Certification	Number of People
National	Audit Internal Certification	
	Qualified Internal Auditor Advanced Level	2
	Qualified Internal Auditor Managerial Level	4
	Certified Banking Internal Audit Auditor Level	13
	Certified Banking Internal Audit Supervisor Level	4
	Risk Management Certification	
	Risk Management Certification Level 4	17
	Risk Management Certification Level 5	14
	Risk Management Certification Level 6	1
	Forensic Audit Certification	
	Certified Forensic Auditor (CFrA)	3
International	Audit Information System Certification	
	Certified Information System Auditor (CISA)	2
	Cyber Security Certification	
	Certified Ethical Hacker (CEH)	1

Auditor Code of Conduct

In carrying out its functions and duties, SKAI also complies with the Auditor Code of Conduct stated in the Internal Audit Charter. This Internal Auditor Code of Conduct contains norms and principles related to propriety and appropriateness that must be adhered to and implemented by internal auditors, which at least includes the code of ethics for implementing internal audits as determined by the internal audit professional association.

1. Independence
   Internal auditors have independence in carrying out audit activities and investigative activities, expressing views and thoughts in accordance with their profession and applicable standards.
2. Integrity
   Internal auditors must carry out their work honestly, carefully, and responsibly.
3. Objectivity
   Internal auditors are free from conflicts of interest over the objects or activities being audited.
4. Confidentiality
   Internal auditors respect the value and ownership of the information they receive and do not disclose such information without legitimate authority, unless required by law or profession.
5. Competence
   Internal auditors apply the knowledge, skills, and experience required in providing internal audit services.
6. Professionalism
   Professionalism is a reference in audit activities, hence, internal auditors should have integrity, independent mental attitude, reliability, assertiveness, honesty, and trustworthiness.

Internal Audit Competency Development

Along with the new challenges faced by the Company, it is increasingly important to improve the competence of the Internal Audit team. The Company's SKAI has prepared a competency improvement program through training, workshops, and professional certification, both nationally and internationally, to ensure better audit quality.

No.	Training Name	Date	Organizer	Place
1	MS Excel LV. Advance	February 2024	Learning Center KB Bank	Sentraya Jakarta Tower
2	Negotiating with Confidence: Building Assetiveness Skill for Auditors	March 2024	Bank Internal Auditors Association	Webinar
3	Fussion Essence Functional Training Swamitra, Fussion Trade Finance Innovation, Fusion Essence Functional Training Opics	March 2024	DXC	Sentraya Jakarta Tower
4	Basel III Reform for Credit & Market Risk	April 2024	Bank Internal Auditors Association	Webinar
5	Bank Digital Maturity Level Assessment	May 2024	Intellectualbiz	Kuningan Jakarta
6	Finance Budget	July 2024	Learning Center KB Bank	Sentraya Jakarta Tower
7	Elevating Internal Audit as a Value Driver: Achieving Business Resilience in the Era of Digitalization	July 2024	YPIA	Yogyakarta
8	ITIL V4 Fundamental	July 2024	PT. Andalan Teknologi Inovasi	Jakarta
9	APU PPT	September 2024	Learning Center KB Bank	Sentraya Jakarta Tower
10	Personal Data Protection (PDP)	October 2024	Learning Center KB Bank	Teams
11	Audit Report Writing	October 2024	Bank Internal Auditors Association	Sentraya Jakarta Tower
12	Risk & Governance Summit 2024	November 2024	FSO	Webinar
13	Economic Prospects for 2025 Achieving Golden Indonesia 2045	December 2024	Banking Compliance Director Communication Forum	WebinarI

Implementation of Duties and Audit Findings in 2024

Audit Method

SKAI carries out internal oversight functions in accordance with the 2024 Audit Plan which has been prepared with a Risk Based Audit approach. The main focus of this audit is on business processes and inherent risks, with audit implementation focused on high-risk areas that have the potential to hinder the achievement of business targets or operational activities.

Implementation of Audit Activities in 2024

The following is a description of the implementation of the 2024 audit::

Audit Area	Plan	Realization	%
Planned Audit:			
Branch Regional	97	97	100%
Group/Department	25	27	108%
IT	5	5	100%
Subsidiary	1	1	100%
Total Planned Audit	128	130	102%
Unplanned Audit:			
IT		2	
Total	**128**	**132**	**103%**

Audit Type	Plan	Realization	%
Planned Audit:			
General Audit	112	112	100%
Thematic Audit	4	4	100%
Special Audit	12	14	117%
Total Planned Audit	128	130	102%
Unplanned Audit:			
Thematic Audit		2	
Total	**128**	**132**	**103%**

Audit Findings and Follow-up Results

KB Bank has followed up on the results of the Internal Audit examination during 2024 with a follow up percentage rate of 90%.

Internal Audit Work Unit Performance Evaluation

The evaluation and review have been conducted by Parker Russell International Accounting Firm, registered as a Public Accountant. This review process covers the period from July 1, 2020 to July 30, 2020, with the aim of ensuring and convincing that SKAI's internal audit activities comply with POJK No. 1/POJK.03/2019, International Professional Practices Framework (IPPF).
The results of the assessment of compliance with POJK and IPPF that the Conclusion of the implementation of the Internal Audit function of PT Bank KB Bukopin, Tbk from 15 (fifteen) sub-areas reviewed, 11 (eleven) of which were concluded Generally Conform (GC), 3 (three) of which were concluded Partially Conform (PC), and 1 (one) was concluded Not Applicable (N/A) because the sub-area was not implemented. The next review period will be carried out in 2026.



PUBLIC ACCOUNTANT

To maintain financial transparency and accountability, the Bank implements an independent monitoring system through an audit by an External Auditor. This audit is conducted by a Public Accounting Firm (KAP) appointed based on the decision of the Annual General Meeting of Shareholders (GMS), taking into account recommendations from the Board of Commissioners and the Audit Committee.

The External Auditor selection process is carried out strictly in accordance with applicable procurement procedures, in order to ensure independence and optimal audit quality. For the 2024 financial year, KB Bank appointed Public Accounting Firm Mirawati Sensi Idris (Moore Global), & Partners, which has been registered with Bank Indonesia and OJK, as the party responsible for auditing the Company's financial statements.

Public Accountant Appointment Policy

In order to maintain transparency and accountability of banking financial reports, the Financial Services Authority (OJK) has established provisions regarding financial report audits by Public Accountants. Based on Article 6 of OJK Regulation No. 6/POJK.03/2015, financial reports as of December 31 that are published quarterly and annually must go through an audit process by a Public Accountant registered with OJK.

In addition, in order to ensure the independence and quality of the audit, OJK limits the use of the same Public Accountant services for annual financial report audits for a maximum of three consecutive years. This provision is regulated in OJK Regulation No. 13/POJK.03/2017 concerning the Use of Accountant Services and Public Accounting Firms in Financial Services Activities, which came into effect on March 27, 2017.

Name and Year of Public Accounting Firm and Public Accountant that Audited Annual Financial Reports for the Last 5 (Five) Years

Year	Public Accountant Firm	Name of Public Accountant (Accountable Partner)	Periode	Fee (Rp)	Opinion	KAP Permit
2024	Mirawati Sensi Idris	Denny Susanto	1 Year	2,400,000,000	Fair in all material respects	No.327/KM.1/2023
2023	Mirawati Sensi Idris	Denny Susanto	1 Year	2,430,000,000	Fair in all material respects	No.327/KM.1/2023
2022	Kosasih, Nurdiyaman, Mulyadi, Tjahjo & Rekan	Denny Susanto	1 Year	1,700,000,000	Fair in all material respects	No. 854/KM.1/2015
2021	Kosasih, Nurdiyaman, Mulyadi, Tjahjo & Rekan	Denny Susanto	1 Year	1,600,000,000	Fair in all material respects	No. 854/KM.1/2015
2020	Kosasih, Nurdiyaman, Mulyadi, Tjahjo & Rekan	Mulyadi	1 Year	1,600,000,000	Fair in all material respects	No. 854/KM.1/2015
			30 September **2020 (Limited Review)**	1,100,000,000	Fair in all material respects	No. 854/KM.1/2015

Other Services Provided by Public Accounting Firms and Public Accountants Apart from Annual Financial Report Audit Services in the Last Fiscal Year

As of December 31, 2024, there were no other services provided by the Mirawati Sensi Idris Public Accounting Firm (Moore Global) other than the audit services for the 2024 Financial Statements.

Coordination of External Auditor and Audit Committee

During the audit period, the Bank implements open communication by providing complete audit information and data to the external auditor for audit purposes. Close collaboration is carried out to discuss the latest accounting policies and tax policy developments so that the Bank's Financial Reports can be presented fairly and accurately. Thus, an effective framework is established between the Bank and external auditors to ensure integrity and transparency in the audit process.

This is in line with the Audit Committee Charter, Duties and Responsibilities of the Audit Committee, which, among other things, states:

1. Provide independent opinions in the event of differences of opinion between Management and Accountants regarding the services provided;
2. Provide recommendations to the Board of Commissioners regarding the appointment of Public Accountants and Public Accounting Firms based on independence, scope of assignment and fees;
3. Review the implementation of audits by internal auditors (Internal Audit Work Unit), external auditors (Public Accounting Firm) and Bank supervisory institutions (BI, OJK or other Authority Institutions) and supervise the implementation of follow-up actions by the Board of Directors regarding these findings.



RISK MANAGEMENT

Company's ability to manage various risks that may arise highly impacts business sustainability. Therefore, risk management is a crucial aspect of the Company's strategy to maintain operational stability and face uncertainty in the future. With a systematic approach, the Company can identify and anticipate potential risks, thereby supporting sustainable business growth and providing added value to stakeholders.

In facing increasingly complex economic challenges, both on a national and global scale, the Company needs to implement an integrated and effective risk management system. This process includes the stages of identification, analysis, monitoring, and risk mitigation in every aspect of the business. In addition, the Company also continues to strengthen its technological infrastructure and improve the competence of human resources so that the implementation of risk management is increasingly optimal.

By implementing risk management consistently, the Company can ensure that every business activity runs in accordance with the established risk management standards. It does not only maintain the stability of the Company, but also supports sustainable growth in the long term.

Basis for Risk Management Implementation

In implementing risk management, the Company is guided by external regulations, including:

1. Financial Services Authority Regulation (POJK) No. 18/POJK.03/2016 dated March 16, 2016 concerning the Implementation of Risk Management for Commercial Banks;
2. Financial Services Authority Circular Letter (SEOJK) No. 34/SEOJK.03/2016 dated September 1, 2016 concerning the Implementation of Risk Management for Commercial Banks;
3. Financial Services Authority Regulation No. 38/POJK.03/2017 dated July 12, 2017 concerning the Implementation of Consolidated Risk Management for Banks that Control Subsidiaries;
4. Financial Services Authority Circular Letter No. 43/SEOJK.03/2017 dated July 19, 2017 concerning the Principle of Prudence and Reports in the Framework of the Implementation of Consolidated Risk Management for Banks that Control Subsidiaries;
5. Financial Services Authority Circular Letter No. 27/SEOJK.03/2016, dated July 14, 2016 concerning Commercial Bank Business Activities Based on Core Capital;
6. Financial Services Authority Regulation No. 36/POJK.03/2017 dated July 12, 2017 concerning Prudential Principles in Capital Participation Activities;
7. Financial Services Authority Regulation No. 12/POJK.03/2021 dated July 30, 2021 concerning Commercial Banks.

Determination of Risk management Policies and Procedures

In implementing business activities, the Company always concerns on risks that may arise. In order to manage the risks, the Company uses these following guidelines:

8. KB Bank Risk Management Policy is the highest rule in implementing risk management in all KB Bank business activities. (Decree Letter No. 0149 of 2022 concerning KB Bank Risk Management Policy).
9. Internal policies and guidelines relating to risk management include:
   a. KB Bank Credit Risk Management Policy;
   b. KB Bank Market Risk and Liquidity Management Policy;
   c. KB Bank Operational Risk Management Policy;
   d. KB Bank Compliance Risk Management Guidelines;
   e. KB Bank Legal Risk Management Guidelines;
   f. KB Bank Reputation Risk Management Guidelines;
   g. KB Bank Strategic Risk Management Guidelines;
   h. Guidelines for Implementing Credit Risk Stress Tests;
   i. Guidelines for Implementing Market Risk Stress Tests;
   j. Guidelines for Implementing Liquidity Risk Stress Tests;
   k. Guidelines for the Obligation to Fulfill the Liquidity Coverage Ratio;
   l. Guidelines for Implementing the Calculation of the Obligation to Fulfill the Net Stable Funding Ratio;
   m. KB Bank Risk Appetite Policy;
   n. Mechanism for Measuring Risk for Providing Bank Products;
   o. KB Bank Program Product Policy;
   p. KB Bank Risk Management Committee Charter;
   q. KB Bank Capital Management Policy;

Risk Management Organization Structure

The organizational structure and role of Risk Management at KB Bank are designed to ensure effective and integrated risk management. The following is the organizational structure and main functions in KB Bank Risk Management

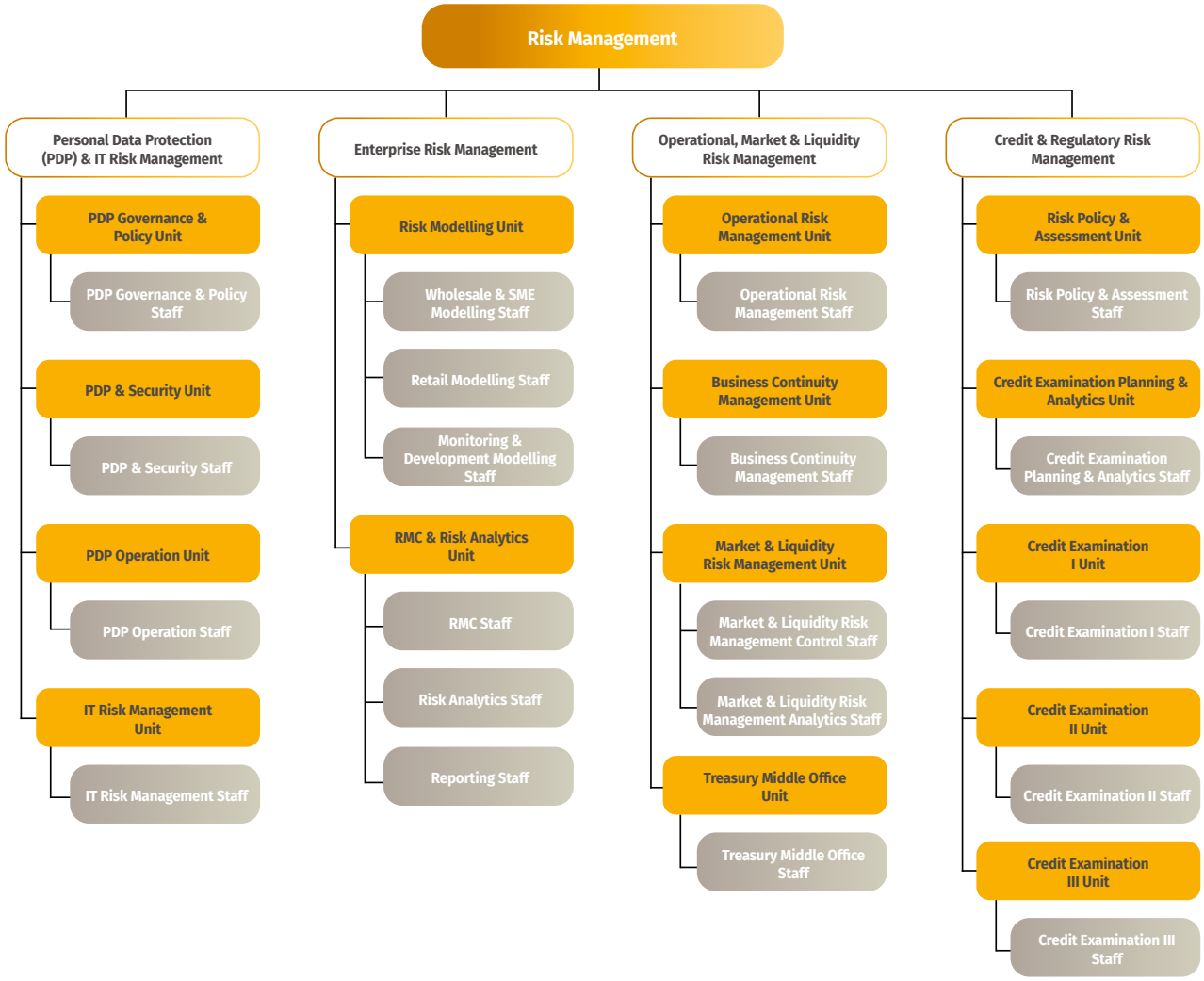

To implement risk management effectively, the Company has designed a detailed organizational structure with clear duties and responsibilities in each section. This structure is adjusted to the objectives, business policies, and scale and complexity of the Company's business activities.

The Company understands that risk management must be implemented at all levels and work units. Therefore, the organizational structure built is inclusive, covering various entities, such as the Risk Monitoring Committee, Risk Management Committee, Risk Management Work Unit, Risk Taking Unit, and Internal Audit Work Unit.

In the Bank's organizational structure, there is a Risk Management Work Unit and a Compliance Work Unit that operate independently from business groups, operations, and other supporting divisions or departments (Risk Taking Unit). Both of these work units have a strategic role in identifying, measuring, monitoring, and controlling risks arising from business activities.

In addition, the Internal Audit Work Unit is responsible for internal control. This unit ensures that internal control standards and procedures are applied consistently throughout the organization and conducts independent evaluations of the effectiveness of the control system.

With a strong and integrated organizational structure, the Company can manage risks more effectively in various aspects of business activities and ensure compliance with applicable regulations.

The Risk Management Division functions as the Risk Management Work Unit in the Company and is led by the Division Head, who reports to the Director of Compliance and Risk Management. This division consists of several Departments/Units, as follows:

1. Personal Data Protection (PDP) & IT Risk Management.
   a. PDP Governance & Policy Unit
   b. PDP & Security Unit
   c. PDP Operation Unit
   d. IT Risk Management Unit
2. Enterprise Risk Management Department
   a. Risk Modelling Unit
   b. RMC & Risk Analytics Unit
3. Operational, Market & Liquidity Risk Management Department
   a. Operational Risk Management Unit
   b. Business Continuity Management Unit
   c. Market & Liquidity Risk Management Unit
   d. Treasury Middle Office Unit

4. Credit & Regulatory Risk Management Department
    a. Risk Policy & Assesment Unit
    b. Credit Examination Planning & Analytics Unit
    c. Credit Examination I Unit
    d. Credit Examination II Unit
    e. Credit Examination III Unit

The Risk Management Work Unit has the main task of forming risk management policies and procedures. In addition, this work unit is also responsible for collecting, testing, and reporting risk measurements submitted by risk owners. The process of establishing policies in the implementation of risk management is carried out through the approval of the Board of Directors.

Duties and Responsibilities of the Risk Management Work Unit

The authority and responsibilities of the Risk Management Work Unit include:
1. Develop and periodically review the overall risk management strategy and framework including risk management policies, procedures, and processes;
2. Monitor the implementation of risk management strategies, frameworks and policies recommended by the Risk Management Committee and approved by the Board of Directors;
3. Recommend portfolio limits and ensure compliance with these limits;
4. Monitor overall risk exposure and per risk type;
5. Conduct stress testing to determine the impact of significant changes in macro conditions on the portfolio or overall Bank performance;
6. Assess the risks of proposed bank products;
7. Evaluation of the internal accuracy of the model and validation of data used to measure risk;
8. Provide recommendations to business groups, operational groups and other supporting groups/divisions/departments (Risk Taking Unit) and/or to the Risk Management Committee, according to their authority;
9. Prepare and submit risk profile reports to the Director of Compliance and Risk Management, President Director and Risk Management Committee on a regular basis.

Competency Development in the Field of Risk Management

The competency development that members of the Risk Management Work Unit will participate in during 2024 is as follows:

No.	Training Name	Period	Organizer	Location
1	Training Key User Training (KUT) Loas	Feb 5, 2024	DXC	JAKARTA
2	Legal Sharing	March 7, 2024	AULIA TAUFANI	JAKARTA
3	Maturitas Digital Bank	May 7, 2024	IBC	JAKARTA
4	IFRS & CIT FE System NGBS	August 7, 2024	INTERNAL HOUSE (DIKLAT)	JAKARTA
5	Online APU PPT For Executive	Nov 5, 2024	RINTO TEGUH	JAKARTA

Sertifikasi Manajemen Risiko

Certification Level	Position	Number of Employees
Risk Management - Qualification IV	Staff and Manager	19
Risk Management - Qualification V	Manager and Departemen Head	9

Risk Management System

The risk management system is implemented in an integrated manner through 4 pillars, namely:

Pillar 1 Active Supervision of the Board of Commissioners and Directors

The implementation of Bank risk management, both individually and consolidated with Subsidiaries, involves active monitoring and supervision from the Bank's Board of Directors and Board of Commissioners. To support the effective implementation of risk management, the Board of Directors and Board of Commissioners must understand risk, develop a risk culture and ensure that the implementation of risk management is in accordance with the characteristics and complexity of the Bank's and Subsidiaries' businesses.

Based on Directors' Decree No. 005 of 2019 concerning Guidelines and Work Rules for the Risk Monitoring Committee of PT Bank KB Bukopin Tbk. The duties of the Risk Monitoring Committee include:

1. Create a work program or annual plan for the Risk Monitoring Committee and send it to the Board of Commissioners for approval;
2. Evaluate the suitability of risk management policies with the implementation of company policies;
3. Monitor and evaluate the implementation of the duties of the Risk Management Committee and Risk Management Work Unit;
4. Evaluate the company's management policies at least once a year with the Board of Commissioners;
5. Evaluate the implementation of the company's risk management policy at least once every 3 months together with the Board of Commissioners;
6. Evaluate the Governance Implementation Self-Assessment Report;
7. Create, review and update the Risk Monitoring Work Committee Work Guidelines and Rules periodically;
8. Carry out other duties other than those mentioned above as assigned by the Board of Commissioners to the Risk Monitoring Committee in accordance with its duties and functions from time to time as needed.

The implementation of the supervisory function of the Board of Commissioners is carried out through the Joint Meeting of Directors and Commissioners forum, as well as in meetings of the Risk Monitoring Committee, Integrated Governance Committee and Audit Committee.

In connection with this, the Risk Monitoring Committee periodically holds meetings and provides recommendations for improvements stated in the minutes. The Risk Monitoring Committee meetings with discussions on the Risk Profile Report have been held 4 (four) times for individual risk profiles and 4 (four) times for consolidated risk profiles throughout 2024. In addition to discussing the Risk Profile, discussions were also held on issues related to the implementation of Risk management activities including approving policies, strategies and risk management frameworks that are in accordance with the level of risk to be taken (Risk Appetite) and risk tolerance (Risk Tolerance) and conducting periodic evaluations of Risk management activities.

To ensure that Risk Management is implemented effectively, the Company refers to the established Risk Governance. This Risk Governance serves as a clear basis for determining roles and responsibilities, decision-making processes, and relationships between various Risk management functions throughout the Company.

Within the Risk Governance framework, each function has a clearly defined role in Risk management. It includes the stages of identification, assessment, monitoring, and control of Risk at various levels and work units. In addition, Risk Governance also regulates structured and coordinated decision-making procedures to ensure effective Risk management.

The relationship between the various Risk management functions is regulated in detail in Risk Governance. The aim is to ensure that every decision related to Risk is considered comprehensively, taking into account its impact on the entire Company. Equally important, the policies required for effective Risk management are also established and implemented in accordance with the principles in Risk Governance that have been determined.

Supervision of the Board of Directors

The Board of Directors' supervisory function is carried out through the Board of Directors Meeting (Radir) and Risk Management Committee Meeting (KMR) forums, with the following explanations:

1. KMR January 17, 2024 with the agenda:
   a. Matters Arising from the previous RMC (for information).
   b. Q4-2023 Risk Profile Report (for approval).
   c. Strengthening NSFR Management (for information).
2. KMR February 21, 2024 with the agenda:
   a. Matters Arising from the previous RMC (for information)
   b. Quarterly Credit, Market, Liquidity Stress Test (Q4 2023) (for approval)
   c. Monitoring of the RWA Limit Pilot Project (for approval)
   d. Plan for Business Continuity Management (BCM) Policy Update (for approval).
   e. Liquidity Strengthening Management (for information).
   f. Monthly Risk Report January 2024 (for information)
3. KMR April 24, 2024 with the agenda:
   a. Risk Profile Report Q1 2024 (for approval).
   b. Strengthening NSFR Management (for information).
4. KMR May 29, 2024 with the agenda:
   a. Bottom Up Stress Test Period March 2024 (approval).
   b. Stress Test Quarter 1 2024 (approval).
   c. Liquidity Strengthening Management April 2024 (for information).
   d. Monthly Risk Report April 2024 (for information).
5. KMR June 25, 2024 with the agenda:
   a. ICAAP (Capital Management) (as approval)
   b. Credit Examination (as report)
   c. Monthly Risk Report May 2024 (as information)
6. KMR July 17, 2024 with the agenda:
   a. Individual Risk Profile Report Quarter II 2024 (as approval).
   b. KPMM Report based on Risk Profile Q2-2024 (as approval).
   c. Follow-up on Optimization of Credit RWA (as information).
   d. Strengthening Liquidity Management (as information)
7. KMR August 21, 2024 with the agenda:
   a. Market & Liquidity Stress Test Quarter II 2024 (as approval).
   b. Credit Examination Semester I 2024 (as information).
   c. Liquidity Strengthening Management August 2024 (as information).
   d. Monthly Risk Report July 2024 (as information).
8. KMR 24 September 2024 with the agenda:
   a. Matters Arising from the previous RMC (for information).
   b. Policy Changes (for approval).
   c. Capital Management (for information).
   d. Liquidity Strengthening Management September 2024 (for information).

9. KMR 14 October 2024 with the agenda:
   a. Risk Profile Report Q3 2024 (for approval).
   b. Liquidity Strengthening Management October 2024 (for information).
   c. Matters Arising Regarding the Storage of Collateral Files & Credit Documents (for information).
10. KMR 22 November 2024 with the agenda:
   a. Market Stress Test & Liquidity Q3 2024 (for approval).
   b. Capital Management (for information).
   c. Liquidity Strengthening Management November 2024 (for information).
   d. Risk Report October 2024 (for information).
11. KMR 18 December 2024 with the agenda:
   a. Matters Arising from the previous RMC (for information).
   b. Risk Appetite Limit – ICAAP Management (for approval)

Pillar II Adequacy of Policies, Procedures, and Limit Determination

PILLAR II Adequacy of Policies, Procedures and Determination of Limits Formulation of Adequacy of Policies, Procedures, and Determination of Limits is available and in line with the Bank's vision, mission and business strategy, and is carried out by taking into account, among other things, the type and complexity of business, risk profile, level of risk to be taken and risk tolerance as well as statutory regulations and other provisions that do not conflict with applicable regulations in Indonesia, which have been stipulated in the Decree concerning KB Bank Risk Management Policy.

1. Bank Risk Management Strategy
   The Bank's risk management strategy, both individually and consolidated, is prepared for long-term objectives to ensure business continuity, achieve expected capital adequacy and comprehensively control and manage the Bank's risks. The Bank's risk management strategy is prepared by considering economic development factors, adequacy of human resources & infrastructure, the Bank's financial condition, diversification of the Bank's portfolio, as well as the application of sustainable finance principles. The Bank periodically reviews its risk management strategy.

2. Risk Management Policies and Procedures
   The Bank's Risk Management Policy was established to ensure that the Bank maintains risk exposure that is consistent with internal policies and procedures as well as external regulations, laws, regulations and other related provisions, and is managed by officials who have knowledge, skills, and expertise in risk management, in line with level of business complexity.

   Risk management policies for each type of risk are made by referring to the Bank's Risk Management Policy document, OJK regulations and other provisions. The Risk Management Division is responsible for coordinating it centrally. Meanwhile, risk management procedures and guidelines must be created by work units in the Bank and prepared in accordance with the Bank's risk management policy, prudential principles, and relevant applicable regulations.

3. Determination of Risk Limits
   a. Risk Appetite Statement
      The Bank has limits set in accordance with the level of risk to be taken, risk tolerance and business strategy in the form of a Risk Appetite Statement and has received approval from the Board of Commissioners.
   b. Limits
      Determination of risk limits includes, among others:
      i) Overall limit;
      ii) Limits per risk type; and
      iii) Limits per certain functional activities that have risk exposure.
   c. Implementation of Policies, Procedures and Limit Determination
4. Risk awareness and compliance with policies, procedures, and risk limits must be the way of thinking of all parties involved in implementing the risk management framework.

Pillar III Adequacy of Risk Identification, Measurement, Monitoring and Control Processes, As Well As Risk Management Information Systems

This process must be supported by a timely management information system and accurate and informative reports regarding the bank's risk exposure, functional activity performance, and financial condition.

1. Identify Risks
   The steps in risk identification include:
   a. Understand the business and analyze various inherent risks.
   b. Identify potential sources of risk in Bank products and activities on a regular basis.
   c. Evaluate the likelihood and impact of losses.
   d. Ensure the availability of methods or systems to identify risks.
2. Risk Measurement
   Risks must be measurable so that the adequacy of reserves and the ability of capital to absorb the resulting risks can be determined. The important steps to establish a risk measurement process are:
   a. Place officials who are experts and experienced in determining how risk is measured.
   b. Create an appropriate methodology or model for each type of risk. The methodology or model must be documented.
   c. Have adequate risk measurement applications and also know the limitations of the technology.
   d. Test actual results compared to predicted results to validate the methodology or model.
   e. Conduct regular reviews regarding the suitability of assumptions, data sources and procedures used to measure risk.
   f. Make improvements to the measurement methodology if there are significant changes to material factors that influence risk.

g. Performing regular stress testing, namely a process of estimating potential economic losses in abnormal market conditions, which allows the Bank to assess the impact on the Bank's income and capital.
h. Carrying out regular Backtesting to test the Bank's internal models.
i. Have a measurement or assessment mechanism for the materiality of increased risk exposure from Bank Product development

3. Risk Monitoring
In monitoring risk, each work unit in the Bank must do the following:
a. Have a clear procedure to monitor risk exposure, risk tolerance, limits, Stress Testing results and consistent implementation of established policies and procedures.
b. Have an early warning system to identify changes in risk profile or exceedance of limits so that corrective action can be taken immediately to minimize potential losses.
c. Report monitoring results including portfolio reviews to Bank management periodically in the context of risk mitigation.
d. Improve the reporting process if there are material changes to the Bank's business activities, products, transactions, risk factors, information technology, and risk management information systems.
e. Have an effective back-up system and procedures to prevent disruptions in the risk monitoring process. Backup systems and procedures are reviewed periodically.

4. Risk Control
In controlling risk, each work unit in the Bank must do the following:
a. Have a control process to manage certain risks that can endanger business continuity.
b. The risk control process implemented must be adjusted to risk exposure, Risk Appetite and Risk Tolerance.
c. Ensure the availability of policies and procedures to manage and control risks.
d. Ensure that all new products and/or developments will only be marketed after going through an adequate review of all risk areas and documented in the Product program and only if regulatory approval has been obtained (especially products that require approval from the regulator).
e. Have a back-up system and procedures to handle and monitor risks in the event of system failure.
f. Assets and Liabilities Management (ALMA) is implemented by the Bank to control interest rate risk, exchange rate risk and liquidity risk
g. Other risk controls can be carried out through the mechanism of board of directors meetings through the Risk Management Committee (KMR), or through other discussion meetings.

5. Risk Management Information System
Banks individually and consolidated with Subsidiaries must have an adequate risk management information system to carry out the process of identifying, measuring, monitoring, controlling and reporting risk exposure, both in aggregate/composite and risk exposure based on the type of risk inherent in business activities and Bank operations. This system must be documented and reviewed periodically.

Pillar IV Internal Control System

The application of internal control in risk management includes:
1. Suitability of the internal control system with the type and level of risk inherent in the Bank's business activities.
2. Determination of authority and responsibility for monitoring compliance with risk management policies and procedures, as well as determining risk limits.
3. Establishment of reporting lines and clear separation of functions from operational work units to work units that carry out control functions.
4. Organizational structure that clearly describes the Bank's business activities.
5. Accurate and timely reporting of financial and operational activities.
6. Adequacy of procedures to ensure the Bank's compliance with regulations and legislation.
7. Effective, independent and objective review of the Bank's operational activity assessment procedures.
8. Adequate testing and review of the risk management information system.
9. Complete and adequate documentation of operational procedures, scope and audit findings, as well as Bank management responses based on audit results.
10. Periodic and continuous verification and review of the Bank's handling of material weaknesses and the actions of the Bank's management to correct deviations that occur.

Basel Implementation

Pillar 2 Basel II

As part of the implementation of Pillar 2 of Basel II, KB Bank has carried out an internal capital adequacy assessment process (ICAAP) which is submitted every semester, namely in the form of a KPMM Calculation Report according to the Risk Profile. In addition, KB Bank has carried out a self-assessment of the Bank's Health Level using a Risk-based Bank Rating (RBBR) approach with the scope of the assessment covering the following factors: Risk Profile, Good Corporate Governance (GCG), Profitability (Earnings), and Capital (Capital) to produce a Bank Health Composite Rating.

In implementing Pillar 2 of Basel II, the compatibility of measurements carried out by the Bank (with the Internal Capital Adequacy Assessment Process/ICAAP framework) with the Financial Services Authority (with the Supervisory Review and Evaluation Process/SREP framework) is something that needs to be considered to minimize assessment gaps and further improve the risk management process.

KB Bank continues to make improvements, including through reviewing the determination of ranking categorization in each assessment of parameters/indicators for each type of risk, ensuring the data sources used for each assessment of parameters/indicators for each type of risk and reviewing the level of significance of an event or findings/examination and its impact on the overall Risk Profile Rating.

In general, KB Bank KPMM level is always managed carefully to be able to mitigate the level of risk faced in all conditions, through implementing effective risk management in accordance with business developments and business complexity as well as ensuring the establishment of strategies to maintain adequate capital levels at KB Bank. to support business continuity, business development and growth in profit levels.

Pillar 3 Basel II

By paying attention to Financial Services Authority Regulation no. 6/POJK.03/2015 concerning Transparency and Publication of Bank Reports and Financial Services Authority Regulation no.32/POJK.03/2016 concerning Amendments to Financial Services Authority Regulation No.6/POJK.03/2015 concerning Transparency and Publication of Bank Reports, there is several report contents, especially those related to risk management, including disclosure of each type of risk, potential losses (risk exposures) faced by the Bank, risk management practices implemented by the Bank, and disclosure of liquidity adequacy ratio reports. In general, KB Bank has disclosed this in the KB Bank annual report and publications on the KB Bank website. The Bank will continue to improve database development, information systems, and risk management so that it can produce increased disclosure and comply with pillar 3 of Basel II.

Basel III-Liquidity Coverage Ratio dan Net Stable Funding Ratio

In connection with the implementation of Basel III, the Financial Services Authority has issued Financial Services Authority Regulation No. 42/POJK.03/2015 dated December 23, 2015 concerning the Obligation to Fulfil the Liquidity Coverage Ratio for Commercial Banks and Financial Services Authority Regulation No. 32/POJK.03/2016 concerning Amendments to Financial Services Authority Regulation No. 6/POJK.03/2015 concerning Transparency and Publication of Bank Reports. The Company has reviewed the Liquidity Coverage Ratio (LCR) Calculation Guidelines as stated in the Board of Directors Circular Letter No. SE/004/DIR/I/2019 concerning the Guidelines for the Obligation to Fulfil the Liquidity Coverage Ratio dated January 14, 2019 and the Net Stable Funding Ratio (NSFR) Calculation Guidelines as stated in the Board of Directors Circular Letter No. SE/241/DIR/XII/2018 concerning Guidelines for the Implementation of Calculation of Obligations to Fulfil the Net Stable Funding Ratio dated December 21, 2018.

The obligation to fulfill the LCR is carried out in stages, where the stages for Banks included in the BUKU 3 group are 70% (seventy percent) since June 30, 2016; 80% (eighty percent) since June 30, 2017; 90% (ninety percent) since December 31, 2017; and 100% (one hundred percent) since December 31, 2018.
KB Bank has submitted monthly LCR reports (individual and consolidated) to the Financial Services Authority and published quarterly LCR reports (individual and consolidated) on the KB Bank website. In addition, KB Bank has managed and monitored the level of liquid assets and Liquidity Coverage Ratio (LCR) on a daily basis by considering the limit as part of the implementation of liquidity risk management.

Matters of concern in the implementation of measurements according to the Basel III framework include the readiness of the information system and the availability of the database, periodic reviews of policies and procedures at the Bank in implementing the measurement and monitoring of the liquidity ratio based on the Basel III framework.

In accordance with POJK No. 50/POJK.03/2017 concerning the Obligation to Fulfill the Net Stable Funding Ratio, starting from January 2018 KB Bank has monitored the fulfillment of the net stable funding ratio.

The implementation of the NSFR framework is inseparable from the LCR framework and is complementary as a tool to measure the Bank's liquidity risk, where the fulfillment of the LCR standard aims to improve the short-term resilience of KB Bank's liquidity risk profile by ensuring that KB Bank has sufficient High Quality Liquid Assets (HQLA) to survive during a significant stress scenario period in the next 30 days, while the fulfillment of the NSFR standard aims to reduce funding risk for a longer period by requiring banks to fund their activities with adequate stable sources of funds in order to mitigate the risk of pressure on funding in the future.

In order to improve the quality and quantity of capital in accordance with the implementation of Basel III, especially the aspects of common equity tier I, conservation buffer, countercyclical buffer and leverage ratio, KB Bank has prepared strategic steps in order to strengthen capital to support the achievement of the business plan.

Basel III – Interest Rate Risk in the Banking Book (IRRBB)

In order to improve KB Bank's ability to manage market risk, especially interest rate risk, namely risk originating from interest rate movements in the market that are contrary to the banking book position having the potential to impact the Bank's capital and income, both now and in the future (Interest Rate Risk in The Banking Book/IRRBB), KB Bank has currently calculated and implemented IRRBB, which is reported quarterly to the OJK.

Efforts to Improve Risk Culture

KB Bank is committed to strengthening corporate governance through strengthening risk management. In this effort, the role of the Risk Monitoring Committee continues to be optimized to improve the effectiveness of supervision by the Board of Commissioners. In addition, the Company also ensures that the Risk Management Committee at the Board of Directors level, along with its supporting committees, function optimally in managing and mitigating the various risks faced.

Risk Management Implementation Strategy Initiative in 2024

The Company is committed to improving the implementation of risk management in all operational aspects to ensure that risks remain under control in accordance with the business strategies and objectives set out in the Bank's 2024 Business Plan. To support the achievement of targets set out in the plan, the Company will implement a number of risk management strategies that are in line with efforts to achieve the 2024 budget targets, including:

1. Strengthening the adequacy of the risk management framework.
2. Strengthening the implementation of risk management by establishing a management system that is in accordance with the bank's conditions.
3. Increasing risk awareness by disseminating knowledge about risk management (RWA concept, ICAAP, etc.)
4. Encouraging a risk culture in line with efforts to achieve the Bank's business strategy in 2025-2027.

Review of the Effectiveness of the Risk Management System Implementation

The Company keeps striving to improve the effectiveness of the risk management system through periodic evaluations. This step is taken to ensure that every policy and strategy implemented is in line with the Company's long-term goals. In supporting the implementation of the strategic plan, the Company takes the following steps:

1. Reviewing the Risk Appetite policy related to capital adequacy by establishing an ICAAP (internal Capital Adequacy Assessment Process) system and internal limits adjusted to the current bank conditions.
2. Reviewing high-level risk management policies.
3. Reviewing the capital management policy of PT Bank KB Bukopin Tbk.
4. Reviewing policies related to PT Bank Bukopin Tbk's Product Programs.
5. Forming technical instructions regarding the Stress Test for risk management.
6. Reviewing policies related to risk profiles.
7. Forming policies related to the Recovery Plan.
8. Forming technical instructions for RWA Limit Monitoring.
9. Reviewing policies related to operational risk management.
10. Reviewing policies and limits for market and liquidity risk management.
11. Forming global treasury policy.
12. Updating dealer limit guidelines.
13. Conducting a review of emergency funding plan policy.
14. Forming appetite limits for LCR and NSFR.
15. Forming technical guidelines related to SME, Wholesale, Retail and Knock out Credit Ratings.

Management Statement on the Adequacy of the Risk Management System

KB Bank has conducted a review of the risk management system effectiveness throughout 2024. This evaluation covers various aspects, including:

1. The Board of Directors evaluates the adequacy of risk management through regular reviews of the applicable risk management policies and procedures, the adequacy of the risk management system, risk exposure reports, and assessment of KB Bank's risk profile.
2. The Board of Directors evaluates the adequacy of risk management through regular reviews of the applicable risk management policies and procedures, the adequacy of the risk management system, risk exposure reports, and assessment of KB Bank's risk profile

.

INTERNAL CONTROL SYSTEM

KB Bank emphasizes the effective Internal Control System as a part of its commitment to managing risk and ensuring optimal operational sustainability. This system is the main foundation in maintaining integrity and transparency in every aspect of the Bank's operational activities.

The Internal Control System implemented by KB Bank is designed not only to achieve the bank's long-term goals, but also to ensure compliance with good governance standards, as well as reduce potential losses arising from non-compliance or operational risks. In this case, the internal control system functions as a tool to maintain compliance with applicable laws, as well as to increase added value for all stakeholders.

KB Bank adopts the COSO (Committee of the Sponsoring Organizations of the Treadway Commission) - Internal Control Integrated Framework as a basis for compiling and implementing the Internal Control System. This framework provides comprehensive guidelines in managing aspects related to operational control, financial reporting, and compliance with relevant regulations.

By following the principles in the COSO framework, KB Bank ensures that the internal controls implemented cover all the essential elements needed to comprehensively mitigate risks, improve operational efficiency, and ensure the achievement of high compliance standards in accordance with the applicable laws.

Control Objectives

1. Compliance with Provisions and Legislative Regulations (Compliance Objectives);
2. Intended to ensure that all KB Bank business activities are carried out in accordance with statutory provisions and regulations, both provisions issued by the government, the Financial Services Authority and internal policies, provisions and procedures stipulated by KB Bank;
3. Availability of Complete, Accurate, Appropriate and Timely Financial and Management Information or Information Objectives;
4. Intended to ensure the availability of complete, accurate, effective, and timely reports necessary for appropriate and accountable decision making;
5. Effectiveness and Efficiency in KB Bank Business Activities (Operational Objectives);
6. Intended to increase effectiveness and efficiency in the use of assets and other resources in order to protect KB Bank from the risk of loss;
7. Increasing the Effectiveness of Risk Culture in the KB Bank Organization as a Whole (Risk Culture Objective);
8. Intended to identify weaknesses and assess deviations early as well as reassess the reasonableness of existing policies and procedures at KB Bank on an ongoing basis

Control Activities

The control environment is the basis for effective operational management. The commitment and attention of the Board of Directors and the Board of Commissioners highly influence proper control. Several important elements in the control environment at KB Bank include:

1. Adequate organizational structure;
2. KB Bank's leadership style and management philosophy;
3. Integrity and ethical values and competence of all employees;
4. KB Bank's human resource policies and procedures;
5. Attention and direction from KB Bank's management and other committees, such as the Risk Management Committee; and
6. External factors that affect KB Bank's operations and the implementation of Risk Management

Control Assessment

Risk assessment at KB Bank is a process involving the Board of Directors to identify, analyze, and evaluate the risks faced, with the aim of supporting the achievement of the targets that have been set out. The bank continuously identifies and evaluates risks that have the potential to affect the achievement of these goals.

In addition to the Board of Directors, internal auditors also participate in the risk assessment process to ensure that the audit coverage covers all aspects of risk comprehensively. This risk assessment process includes identifying the type of risk, determining risk limits, and implementing appropriate risk control techniques. The risk assessment methodology is used as a reference in preparing a risk profile, which is documented periodically to ensure that relevant and up-to-date data is available to support appropriate decision making

.

Control Activities

Control activities at KB Bank involve all employees, including the Board of Directors, to ensure effectiveness in controlling the risks that have been identified. Controls that are well planned and implemented will provide confidence to officials and employees that the directions of the Board of Directors and Board of Commissioners have been implemented effectively.

This control includes policies, procedures and practices designed to provide confidence to all Bank staff that instructions and decisions from top management have been implemented properly. Control activities are implemented at all functional levels in accordance with the organizational structure of KB Bank, ensuring that every part of the Bank is involved in comprehensive risk control efforts, which at least include:

1. Management Review (Top Level Reviews);
2. Management Reviews (Top Level Reviews);
3. Operational Performance Review (Functional Review);
4. Information System Control;
5. Control of Physical Assets;
6. Documentation

Information and Communication

The Information System must be able to produce reports regarding business activities, financial conditions, implementation of Risk Management, and fulfillment of provisions that support the implementation of the duties of the Board of Directors and Board of Commissioners. The information includes:

1. Sufficient and comprehensive internal and external information necessary for appropriate and accountable decision making;
2. Reliable information regarding all functional activities of KB Bank;
3. The security of the systems used, both storage systems and use of electronic data, must be guaranteed, monitored by an independent party (internal auditor), and supported by an adequate contingency program;
4. Availability of adequate evidence and documents to support the audit trail process

Monitoring Activities

Continuous monitoring is carried out on the overall effectiveness of the implementation of internal control through three lines of defenses. Monitoring of the Bank's main risks must be prioritized and function as part of the Bank's daily activities including regular evaluation, both by operational work units (risk taking units) and by SKAI.

Submission of internal audit assessments by the Internal Audit Work Unit is submitted directly to the President Director, Board of Commissioners, Audit Committee and Director in charge of the compliance function. Weaknesses in internal control, whether identified by the Operational Work Unit (risk taking unit), SKAI, or other parties, will be immediately reported to authorized officials and/or Directors for attention and corrective action to be taken. Material internal control weaknesses must be reported to the Board of Commissioners.

Implementation of the Internal Control System and Compliance with the COSO Internal Control Framework

The Company has work reference standards that apply to all divisions and functions in the Company as the party responsible for implementing internal control in daily operational activities. The Bank's internal control system currently running is in accordance with the COSO Framework, internal control involves all parties in the Company starting from employees, officials to the Directors and Board of Commissioners.

The internal control implemented aims to reach effectiveness and efficiency of operational activities, reporting objectives relating to reliable, timely and transparent financial reporting as determined by regulators as well as compliance objectives relating to compliance with regulations, and applicable legislation. These three objectives are achieved through 5 (five) internal control components, namely:

1. Control Environment which is a set of standards, processes and structures that provide the basis for implementing internal control throughout the organization;
2. Risk Assessment, which is a dynamic and interactive process for identifying and assessing risks to achieving objectives;
3. Control activities carried out at all levels of the entity which include determination;
4. Policies, provisions, procedures and compliance in implementation in all operational activities;
5. Information and Communication, namely a communication mechanism that involves all parties which is carried out continuously in sharing relevant and quality information from both internal and external sources to support internal control;
6. Monitoring, is an evaluation activity carried out on an ongoing basis to provide confidence in the adequacy of internal control.

Evaluation of the Implementation of the Internal Control System

In order to ensure the effectiveness of the internal control system, KB Bank continuously evaluates the mechanisms implemented. This evaluation is carried out by the supervisory units at the second and third levels, including the Compliance Work Unit, Risk Management Work Unit, Quality Assurance Division, and Internal Audit Work Unit. Each unit has a strategic role in identifying and assessing potential risks that can affect the stability of the Bank's operations.

Throughout 2024, KB Bank has implemented various improvement measures to strengthen the internal control system. These efforts include policy updates, procedure adjustments, and system development to improve risk mitigation and supervision effectiveness. The evaluation conducted by the Internal Audit Work Unit is also an important input for the Board of Commissioners, especially through the Audit Committee, in determining strategic steps going forward.

Based on the evaluation results, the internal control system at KB Bank is considered to have met the established standards, reflecting the Bank's seriousness in maintaining good governance. This confirms KB Bank's commitment to creating a safe, controlled, and efficient operational environment to support sustainable growth.



COMPLIANCE FUNCTION

The Position of the Compliance Function in the Organization

KB Bank's Compliance Function plays a role in ensuring compliance with applicable regulations in accordance with POJK No. 46/POJK.03/2017 concerning the Compliance Function of Commercial Banks. As part of good governance, this function is responsible for implementing preventive measures to ensure that the Bank's policies, systems, and procedures are in line with the provisions set by the regulator.

In carrying out its duties, the Compliance Function monitors and evaluates KB Bank's commitments to the Financial Services Authority and other relevant authorities. In addition, this function also provides direction to business and operational units so that the Bank's business activities remain in accordance with applicable regulations. Through this role, KB Bank not only maintains compliance with regulations, but also protects its reputation and integrity in the eyes of regulators and the public.

Compliance Operational Guidelines

As part of efforts to strengthen good corporate governance, KB Bank has established various operational guidelines that serve as the basis for implementing the Compliance Function. These internal provisions are designed to ensure that all banking activities are in line with compliance principles and applicable regulations, including:

1. SEDIR No. SE/086/DKH/IX/2023 Concerning Guidelines for Fulfilling Data and Information Requests for Supervision and Inspection of PT Bank KB Bukopin Tbk;
2. Decree No. SK 0125 of 2022 concerning the Policy for Implementing the Compliance Function of PT Bank KB Bukopin Tbk;
3. Circular No. SE/281/DIR/XI/2021 concerning Instructions for Implementing the Compliance Work Unit Function in Ensuring the Implementation of the Fulfillment of Audit Result Commitments to the Financial Services Authority, Bank Indonesia, Regulators and/or Competent Authorities;
4. Board of Directors Circular No. SE/155/DIR/VIII/2018 concerning Implementation of the Compliance Function of the Compliance Work Unit in Credit.
5. Decree of the Board of Commissioners No. 001 of 2017 concerning Guidelines for Supervision of the Board of Commissioners on the Implementation of the Compliance Function at PT Bank KB Bukopin Tbk;
6. Board of Directors Circular Letter No. SE/054/DIR/V/2017 concerning Compliance Risk Management Guidelines for Bank KB Bukopin;
7. Board of Directors Circular Letter No. SE/009/DIR/IV/2013 concerning Implementation of Compliance Work Unit Functions in Compliance Checklist.

Compliance Organizational Structure

The Compliance Work Unit is independent and is not influenced by other work units. The purpose of establishing the Compliance Work Unit is to support the implementation of tasks and be directly responsible to the Director of Compliance, who is the Director in charge of the Compliance Function at KB Bank. The Compliance Work Unit has a position at the Department level.

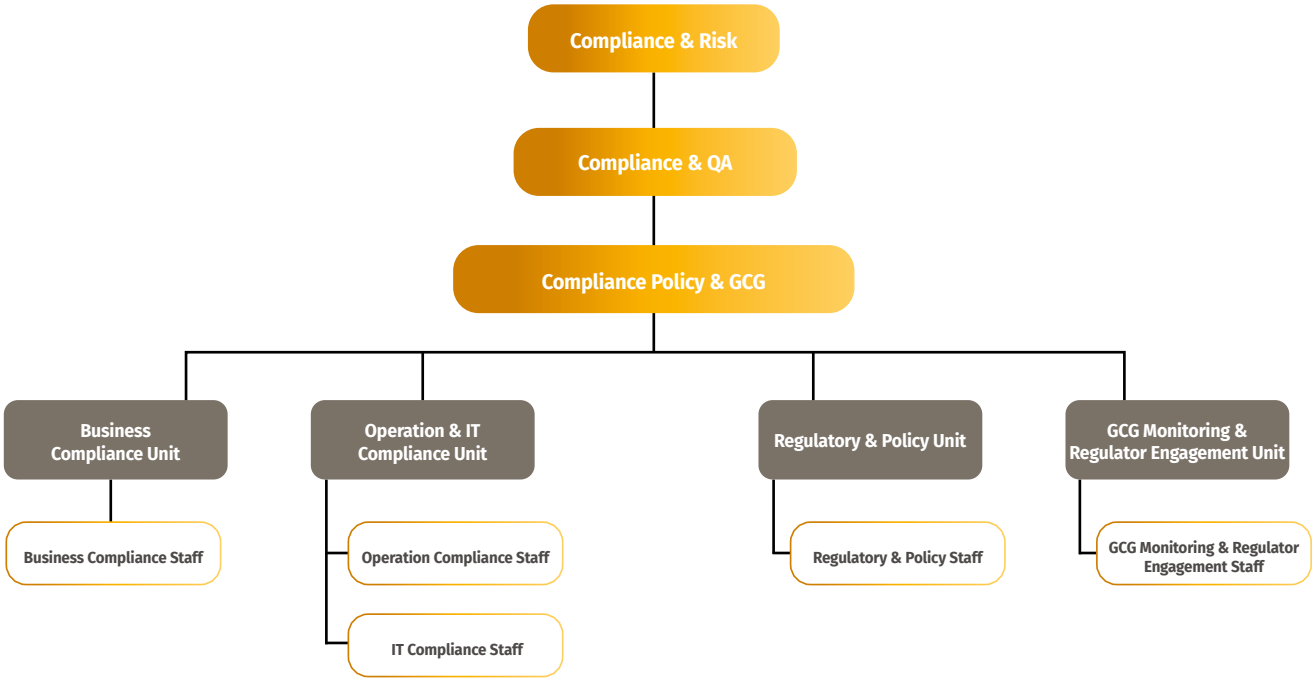

Directors in Charge of Compliance Function

The Director in charge of the Compliance Function is Mr. Dodi Widjajanto as the Compliance Director. A brief profile can be seen in the Board of Directors Profile section. The appointment of the Director in charge of the Compliance function has gone through a fit and proper test process in accordance with the provisions of the Regulator.

Profile of the Head of the Compliance Work Unit

The appointment and dismissal of the Head of the Compliance Work Unit refers to KB Bank Compliance Policy and is reported to the Regulator, and is carried out by the President Director on the recommendation of the Board of Directors and then reports directly to the Compliance Director.



Kimin
Compliance , Policy & GCG Department Head

Age	**54 Years old**
Nationality	**Indonesia**
Domicile	**South Jakarta**
Education	**Bachelor of Economics from Tujuh Belas Agustus University, Semarang**
Work Experience	• Semarang KC Operations Coordinator (August 2010-July 2013) • Magelang KC Service Coordinator (August 2013-January 2014) • Service & Operations Manager Magelang KC (January 2014-November 2014) • Service & Operations Manager KC Sidoarjo (November 2014-December 2016) • Yogyakarta KC Service & Operations Manager (January 2017-December 2017) • Makassar KC Service & Operations Manager (January 2018-February 2019) • Head of Head Office Compliance, Policy & Governance Department (February 2019-present)
Concurrent Position	-
Legal Basis of Appointment	**Decree No. SKEP/0161-DIR/II/2019 dated February 11, 2019**
Qualification	• BSMR Level IV • Compliance Certification Level II

Duties and Responsibilities of the Head of the Compliance Work Unit

Based on POJK No. 46/POJK.03/2017 concerning the Implementation of Compliance Functions for Commercial Banks, it is explained that the Duties and Responsibilities of the Compliance Work Unit are as follows:
Take steps to support the creation of a Compliance Culture in all Bank business activities at every level of the organization;

1. Identify, measure, monitor and control Compliance Risk by referring to the provisions of the Financial Services Authority which regulate the implementation of risk management for commercial banks;
2. Assess and evaluate the effectiveness, adequacy and conformity of the Bank's policies, provisions, systems and procedures with the provisions of laws and regulations;
3. Review and/or recommend updating and improving policies, provisions, systems and procedures owned by the Bank so that they comply with the provisions of the Financial Services Authority and statutory regulations;
4. Make efforts to ensure that the Bank's policies, provisions, systems and procedures, as well as business activities are in accordance with the provisions of the Financial Services Authority and statutory regulations;
5. Perform other duties related to the Compliance Function.

Compliance Function Competency Development

No.	Training Name	Date	Organizer	Place
1	Consumer Protection Training	March 6, 2024	Surya Indonesia Training	Jakarta
2	Anti-Corruption and Anti-Fraud Training	July 19. 2024	AAFM	Jakarta
3	Finance Budget Training	July 4, 2024	Internal House (Education and Training)	Jakarta
4	Anti Fraud Workshop	August 22, 2024	Internal House (Education and Training)	Jakarta
5	Governance Risk Compliance	December 6, 2024	Internal House (Education and Training)	Jakarta

Compliance Principles

The implementation of the Bank's Compliance Function refers to POJK No. 46/POJK.03/2017 concerning the Compliance Function of Commercial Banks, namely managing ex-ante (preventive) steps to ensure that policies, provisions, systems and procedures, and business activities carried out by the Bank are in accordance with the provisions of the Regulator and applicable laws and regulations, as well as ensuring the Bank's compliance with the commitments made by the Bank to the Financial Services Authority and/or other authorized supervisory authorities.

Compliance Work Unit Work Plan

Realizing the implementation of Compliance Culture at all levels of the organization

1. Conducting a socialization program through the Compliance Campaign. The Compliance Department coordinates with the Anti-Fraud, Anti-Money Laundering, Risk Management, and Information Security (IT) Departments, in conducting a program to improve the culture of compliance, namely blast post master via email media, including:
   a. Anti Money Laundering (AML) Awareness- Excluded Cash Transactions
   b. Anti Money Laundering (AML) Awareness- Opening a Special Campaign Fund Account (RKDK)
   c. Anti Money Laundering (AML) Awareness- Be Careful of Getting Trapped in Online Gambling
   d. Security Awareness: Ransomware is a Real Threat, Prevent It Now!
   e. Security Awareness: Maintain Data Security in the Work Environment!
   f. Anti Money Laundering (AML) Awareness-Business Email Compromise (BEC)
   g. Security Awareness: Recognize the Characteristics of Phishing Emails!
   h. Operational Risk Awareness: Beware of Illegal Loans
   i. Anti Money Laundering (AML) Awareness- Sanction / Prohibited Country
   j. Beware of the Art of Deceiving the Eyes with the Homograph technique

   Socialization is delivered to all employees regarding knowledge about scams and input on how to avoid and mitigate the risk of fraud that occurs through information technology. In addition to the technology side, it also focuses on campaigning for the whistle blower mechanism, with the hope that employees can play an active role in supervising the work environment.

2. Conducting socialization of regulations issued by regulators and internal provisions to all Branches/Divisions and related units both in direct meetings and through media including IGRC.
3. Direct discussion/Focus Group Discussion with/Division/Work Unit related to regulations, commitments or certain provisions, some important policies that are discussed include but are not limited to:
   a. Discussion of the Progress of Fulfillment of the SHINE PG 1 Project Licensing Documents to Bank Indonesia
   b. Invitation to Discussion Meeting on Policy Review Commitment
   c. Invitation to Discussion Meeting on Policy Review Commitment
   d. Lesson Learn & Mitigation of Compliance Risk for reporting fines
   e. Lesson Learn & Mitigation of Compliance Risk for reporting fines
   f. Invitation to Discussion Meeting on Reporting Fines
   g. Invitation to Online Meeting for Follow-up on Fulfillment of OJK Audit Commitments in 2024
   h. Invitation to Meeting and 2nd Socialization of Compliance Obligation Checklist Bank Indonesia Regulation Number 5 of 2024
   i. Invitation to Zoom Meeting for Follow-up on Fulfillment of OJK LHP Commitments in 2024 2024 KC Batam.
   j. In addition, the Compliance Department is also actively involved in the discussion of the SHINE Project/NGBS.

4. Acting as a Liaison Officer or liaison, coordinating between the Regulator and related sections at Bank KB Bank in the context of Bank supervision, including data requests and monitoring their fulfillment and matters that need to be coordinated/consulted and require discussion with the Regulator.

Carrying out Compliance Risk management, including:

1. As an effort to manage Bank Compliance Risk that results in fines, the Compliance Department has taken several steps:
   a. Creating a matrix of reports that must be sent to the regulator, and always providing monthly reminders for reports that must be sent by each Department.
   b. If there is a fine, the Compliance Department coordinates with the risk taking unit to investigate the root cause of the fine.
   c. Delivering the results of the investigation so that the risk taking unit carries out an action plan for risk mitigation steps so that in the future the fine will not happen again.
   d. Taking fines into account in the assessment of the compliance index through the assessment of the Key Performance Indicator (KPI) of each Department.
2. Managing internal policies in the IGRC Portal and monitoring its updates.
3. Conduct compliance risk assessment on new products and/or increased exposure to the level of compliance risk developed, including:
   a. Risk Composite for Contactless Credit Card Project & EDC Credit Card
   b. Risk Assessment Enhancement Core Banking System and Surrounding Payment System (Shine Project)
   c. Risk Assessment Product Program Regarding Payroll Loan
   d. RSA Electronic Mutual Fund Transaction Services through KB Star
4. Examination of assessment on the readiness of the application documents for approval to the OJK (Compliance Checklist), including::
   a. Compliance Checklist for New Activity Product Approval
   b. Compliance Checklist Fit and Proper Test BOD and BOC
5. Preparation of reports in order to help ensure the implementation of compliance risk management including reporting:
   a. Quarterly Compliance Function Report
   b. Semester Compliance Function Report
   c. Self-Assessment Report on the Implementation of Governance
   d. Submission of Action Plan Realization Report

6. Delivering and coordinating with the Department and related sections on the follow-up to the Warning Letter and/or fines from the Authorized Agency.

Ensuring Policies, provisions, systems, and procedures as well as business activities in line with the provisions of the Financial Services Organization

To ensure that the policies, provisions, systems, and procedures as well as business activities carried out by Bank KB Bank in line with the provisions of the Financial Services Authority, Bank Indonesia and applicable laws and regulations, hence, KB Bank has done several things, namely:

1. The Compliance Department has initiated as PIC who coordinates and monitors the updating of policies that have expired, with the aim that these policies are always updated in accordance with the latest regulations and can support the Bank's business and operations. At this time, mapping and communication have been carried out to each Department and then in the monitoring process, including making an action plan for updating policies within the Compliance Department.
2. Providing opinions on draft business and/or non-business provisions/policies, draft Operational Activity Guidelines (PKO), Bank business activity plans and plans or drafts of Cooperation Agreements (PKS) through a testing/evaluation process for compliance with the provisions of applicable laws and regulations.
3. Delivering reminders regarding reporting obligations, product issuance implementation, bank business activities, bank operations, policy reviews and fine warnings as a form of compliance risk management.

Ensuring the Bank's compliance with the commitments made by the Bank to Bank Indonesia and/or applicable authorities

1. Monitoring the follow-up of Commitments to regulators (Financial Services Authority, Bank Indonesia and other competent authorities), one of which is by conveying a reminder to the relevant Division/Branch regarding the fulfillment of the Follow-up to the Audit Findings Commitment.
2. Submitting the Audit Findings Commitment Follow-up Report to the Financial Services Authority, Bank Indonesia.

From the results of the monitoring and follow-up reports above, the results of the fulfillment of the OJK and BI commitments at the Head Office & Branch Offices according to the Bank's internal assessment have reached 100% until the commitment maturity date of December 31, 2024.

Implementation of Compliance Function Duties for the Implementation of Anti-Money Laundering & Prevention of Terrorism Financing (APU & PPT)

1. Ensuring IT and Systems can support reporting obligations to PPATK and Monitoring Transactions and customer data, this is done by:
   a. Development of AML Transaction Monitoring System
      i) Development of an AML system that can detect suspicious transactions, cash financial transactions, transactions from and to abroad, and other functions that support the implementation of the APU and PPT program, has gone live as of August 10, 2023.
      ii) Currently, the AML system is still being refined regarding the functions of all modules by the Bank's internal parties and vendors, while the customer transaction monitoring module can be used and is running well.
      iii) By using the AML system, it is expected to further strengthen customer transaction monitoring activities by generating adequate alerts to meet the needs of suspicious financial transaction reports and other reports according to the reporting criteria that will be sent to the Regulator.

   b. Monitoring Customer Profile Updates and Customer Transaction Profiles:
      i) Determine the criteria for customer data update plans by measuring urgency based on customer profiles using a risk-based approach.
      ii) Coordinate with the Customer Development and Service Department (DPNS) to distribute data and monitor the implementation process of data update plans carried out by branches.
      iii) Provide reminders to branches to ensure the implementation of customer risk profiles based on the Risk Based Approach (RBA) in accordance with the provisions.
      iv) Continuously monitor customer transactions and activities and fulfill reporting to regulators related to STR, CTR, IFTI and other reports.
   c. Coordinate and monitor the implementation of the APU PPT and PPPSPM programs with related work units:
      i) Foster working relationships with internal parties, in monitoring and coordinating the implementation of APU PPT and PPPSPM program policies.
      ii) Coordinating with related units, third party correspondence and Regulators, regarding the implementation of the APU PPT and PPPSPM programs, including:
         - Requests for updating Customer data for the preparation of reports on plans and realization of data updates to the Financial Services Authority (OJK).
         - Requests for improvements to the filling in of complete Customer data for SIPESAT reporting to the Financial Transaction Reports and Analysis Center (PPATK) to operational work units throughout Indonesia.
         - Following up on requests for blocking, unblocking, termination and postponement of transactions at the request of investigators or Regulators at Branch Offices and Head Offices.
         - Reporting the List of Suspected Terrorists and Terrorist Organizations (DTTOT) and the List of Proliferation of Weapons of Mass Destruction (DPSPM) to the Special Detachment 88 (Densus 88) and OJK as well as maintaining DTTOT and DPSPM into the AML System.
         - Reporting based on KPK's request with the contents of Customer profile data that matches the request to the PEDAL application.
         - Creating materials and test questions for training related to APU PPT and PPPSPM, both online, offline and e-learning organized by the APU Department, HR Development Division, and/or other Departments.
         - Requesting data to the relevant Department related to the preparation of APU PPT reporting for Commercial Banks and other ad hoc reports.
         - Following up on requests for information and documents regarding third party correspondence related to APU PPT and PPPSPM.
      iii) Maintaining PEP Customer Data at the Bank.
      iv) Acting as a help desk for the Jakarta Branch and Area in terms of implementing APU PPT and PPPSPM, both via voice call and WhatsApp group, email, and BOC.
      v) Making TPPU/TPPT/PPSPM risk assessments at Branch Offices for 2024
      vi) Updates to technical instructions for implementing the APU PPT and PPPSPM Programs.
      vii) Creating a campaign related to the implementation of the APU PPT and PPPSPM programs via postmaster email and BOC (internal bank communication media) sent at the beginning of each month.
      viii) Providing opinions related to new Bank products and activities related to the implementation of the APU, PPT and PPPSPM programs.
   d. Conducting analysis and submitting the Cash Transaction Report (LTKT) / Cash Transaction Report (CTR) online no later than 14 (fourteen) working days using the GoAML application:

i) January 111 times.
ii) February 100 times.
iii) March 73 times.
iv) April 83 times.
v) May 76 times.
vi) June 94 times.
vii) July 95 reports.
viii) August 79 reports.
ix) September 111 reports.
x) October 93 reports.
xi) November 86 reports.
xii) December 171 reports.

e. Conduct analysis and submit Financial Transaction Reports that indicate Suspicious (LTKM) / Suspicous Transaction Report (STR) online no later than 3 (three) working days using the GoAML application:
   i) January as many as 1 Report.
   ii) February as many as 0 Reports.
   iii) March as many as 1 Report.
   iv) April as many as 1 Report.
   v) May as many as 1 Report.
   vi) June as many as 2 Reports.
   vii) July as many as 6 Reports.
   viii) August as many as 4 Reports.
   ix) September as many as 3 Reports.
   x) October as many as 1 Report.
   xi) November as many as 2 Reports.
   xii) December as many as 8 Reports.
f. Conduct analysis and submit Financial Transaction Reports from and to Abroad (LTKL) / International Funds Transfer Instruction (IFTI) online no later than 14 (fourteen) working days using the GoAML applicatio :
   i) January as many as 1436 Reports.
   ii) February as many as 1205 Reports.
   iii) March as many as 887 Reports.
   iv) April as many as 847 Reports.
   v) May as many as 1042 Reports.
   vi) June as many as 1381 Reports.
   vii) July as many as 1,339 Reports.
   viii) August as many as 1,421 Reports.
   ix) September as many as 1,320 Reports.
   x) October as many as 1,581 Reports.
   xi) November as many as 1,636 Reports.
   xii) December as many as 1,518 Reports.
g. Reporting related to the implementation of the APU and PPT programs on a monthly basis to KB Kookmin (Headquarter).
h. Reporting SIPESAT related to new Customer data.
i. Reporting SIGAP based on OJK's request.
j. Reporting SIPENDAR based on PPATK's request.
k. Reporting PEDAL based on KPK's request with the contents of Customer profile data that matches the request.
l. Reporting the 2025 Data Update Plan to OJK.
m. Reporting APU PPT of General Banks through APOLO OJK.
n. Reporting CAT (Collaborative Analysis Team) of Regional Elections to PPATK routinely daily and monthly.
o. Monitoring that there is a good communication mechanism from each related work unit to the special work unit or to the official responsible for the implementation of the APU PPT and PPPSPM programs by maintaining the confidentiality of information:
p. Training needs for APU and PPT programs for Bank employees:
   i) Reviewing training and socialization materials as well as questions for pre & post tests.
   ii) Conducting training and socialization related to the implementation of the APU PPT and PPPSPM programs, both at the head office, branch offices, or other related units, new employees and existing employees with materials containing Customer identification & verification, CDD, EDD, screening, regulator reporting, and other matters related to the implementation of the APU PPT and PPPSPM programs.
   iii) Running an e-learning training program for each employee regarding the implementation of the APU PPT and PPPSPM programs.
   iv) Implementing executive training attended by Directors, Commissioners, and all Division Heads.
   v) Attending seminars, outreach, and/or coordination meetings held by OJK, PPATK and other institutions related to the APU PPT and PPPSPM programs

INFORMATION TECHNOLOGY GOVERNANCE

In the deveoping digital era, information technology plays a crucial role in the banking industry, especially in improving operational efficiency and service quality for customers. Nowadays, digital transformation is the main strategy for banks in facing market dynamics and competition in the financial sector.

Through technology strengthening initiatives, banks are trying to rebuild core banking, information systems, and technology infrastructure to create more modern, secure, and efficient services. This step is also in line with compliance with regulations set by the Financial Services Authority (OJK), Bank Indonesia (BI), and applicable information technology governance standards.

In addition to focusing on technological innovation, system strengthening also includes improving application architecture and strengthening security systems. The implementation of good information technology governance is expected to increase market share, expand customer coverage, and increase profitability through operational cost efficiency.

In 2024, it will be an important milestone in stabilizing and optimizing the new system that has been developed. With a more robust system and an increasingly prepared organization, the banking sector is expected to be able to face the challenges of the increasingly complex financial industry and strengthen its position in the national market

Policies and Strategies in Information Technology Management

KB Bank applies various policies in information technology management strategies to support efficient and innovative operations. KB Bank's information technology management policies and strategies in 2024 are as follows:

1. Focus on the development and completion of the SHINE Project.
2. In addition to matters relating to the SHINE Project, the bank still develops projects with regulatory categories as well as follow-up on external audit findings and developments categorized as strategic development.

IT Disruption

Information technology plays a very important role in the banking industry, especially in increasing competitiveness and operational efficiency. Along with the rapid development of technology, the Company continues to innovate to face challenges and take advantage of existing opportunities. By utilizing technological advances, the Company can remain relevant and flexible in facing market dynamics. Some of the development steps taken by the bank include the following:

1. Core Banking
   Issues related to G/L and account management issues that occurred in the old system are quickly resolved by introducing a modern core banking package.
2. Transportation Layer
   Modernizing the current fragmented transportation layer architecture through middleware enhancements and architectural refactoring.
3. Management Information System (MIS)
   EDW significantly enhanced by introducing new functions such as RDM, CRM, audit, profitability and KPI and compliance response.
4. New Loan Origination and Admin
   Can contribute to credit risk mitigation and increase recovery rate by mechanizing manual screening, evaluation, and post-management processes.
5. Payment Gateway
   For timely launch of digital convergence products, payments, approvals, regulatory responses, reconciliation functions for each payment network are integrated into one system.
6. Digital First
   All-in-one digital infrastructure is used to minimize the impact on legacy systems to realize the bank's digital transformation strategy more securely and efficiently.
7. General Affairs
   Gain visibility into internal operations by computerizing Target and expenditure execution processes, deed inventory management, and fixed asset management.
8. IT Operation
   Able to significantly improve service availability and quality by introducing modern ITSM.
9. Banking Terminal
   Able to solve current productivity issues by introducing an integrated terminal system with improved UI/UX and usability that has a single sign on feature.
10. Credit Card
    Able to attract wealthy customers by improving the functionality of outdated cards through licensing upgrades, integration with new core banking and providing new digital credit card services.
11. Anti Money Laundering (AML) System and Fraud Detection System (FDS)
    Significantly reduce the risk of large penalties and reputation by introducing an agile compliance response system and implementing a fraud monitoring system.
12. Software
    Improve the availability and quality of banking services through modernization of infrastructure software.
13. Enterprise Authentication
    A new authentication system based on various biometrics such as fingerprint, iris or facial recognition is provided.

14. Device Refreshment
    Replacement and rejuvenation of devices in all Branch Offices to support the implementation of the SHINE system in the banking line.

Cyber Security

1. Administrative Security
    a. Systematic Security Organization and definition of roles and distribution of experts.
    b. Security Incident and Response training for experts on a regular basis.
    c. Increasing information security awareness (IT Security Awareness) for executives and employees and conducting regular training.
    d. Implementation of systematic information system security guidelines
2. Physical Security
    a. Implementation of storage media control systems in offices and security maintenance facilities.
    b. Creating PC document security to prevent confidential leaks.
    c. Creating PC security patch management, for the latest security patches and updates.
    d. Implementation of an illegal Software blocking system to identify software assets (Software Maintenance).
3. Technology Security
    a. Detection system to monitor suspicious activity in network traffic.
    b. Malicious site blocking system to block access to sites that distribute code and malicious sites that can leak internal information
    c. Access control system to control network access by checking Security Policy before accessing the internal network.
    d. Implementing a web firewall to protect web applications.
    e. DDoS system to respond to DDoS attacks.
    f. Implementation of Threat Management System (TMS) to protect internal information assets from various threats.
    g. Integrated Source Code and Repository Management to manage change points such as documents, blueprints, and source code.
    h. Integrated authentication management system for Single Sign On (SSO).
    i. Mobile application forgery detection system to block illegal changes to mobile applications.
    j. Weblog analysis system for improving system errors and security.
    k. Integrated audit log to record access types such as users and objects.
    l. Database access control system to control user database access based on authority.
    m. Database encryption system to protect against external database intrusions, internal user authorization errors, and malicious access.

Disaster Recovery

The Information Technology Continuity Management Policy aims to ensure the continuity of IT service operations in unexpected situations. This policy is an integral part of the implementation of KB Bank's IT Strategic Plan, which supports the sustainability and stability of the information technology system. The scope of this policy includes:

1. General Policy.
2. Business Impact Analysis Policy.
3. Risk Assessment Policy.
4. Disaster Recovery Policy.
5. Disaster Recovery Center Facility Policy.
6. Trial Policy.
7. Training and Awareness Policy.
8. Review and Audit Policy.
9. Third Party DRC Service Provider Policy.

Identification and Management of Major Risks Reported to the Board of Directors

Identification and management of major risks reported to the Board of Directors is conducted through a systematic and ongoing process. Every incident or indication of risk or weakness detected by risk tools will be immediately followed up with corrective measures. The reporting and escalation process starts from each business unit and supporting unit until it reaches the Risk Management Committee.

Certifications Held by the Company's IT Personnel

KB Bank's Information Technology Group is committed to maintaining system quality and security through continuous competency development. To support these efforts, various trainings and certifications are administered to ensure reliable infrastructure and maximum data protection. The following is a list of Information Technology Group personnel who have participated in the certification program:

No.	Certification	Organizer	Participant
1	Oracle & Linux	INIXINDO	It Operation & Infrastructure
2	SMR Certification Level 4, 5 & 6	BSMR	It Planning & Customer First, Digital Development & Solution, Retail Collection, Core System Development, It Operation & Infrastructure, It Digital & Enterprise Development, It Operation & Infrastructure, Core System Development

Future IT Development Plan

Along with the rapid advancement of digital technology, the banking sector is now increasingly dependent on information technology systems to support operational sustainability and efficiency. Information Technology no longer functions merely as a tool, but as a strategic component that supports the achievement of larger business goals. Realizing this, KB Bank has formulated an Information Technology development plan integrated with the bank's business vision, with a focus on implementing innovation and digitalization. The following is the Information Technology development plan that will be implemented in the future:
IT Roadmap

2025	2026	2027
SHINE Project Completion	Strengthening the System's Independent Operation Capabilities	Maximizing In-house Development
SHINE System Implementation SHINE system Stabilization Conduct regular training and coaching programs to improve system operating capabilities.	Improve system operating processes to increase efficiency and performance. Automate system operations to increase productivity	Accelerate business innovation by utilizing existing technological capabilities. Increase collaboration with third parties through Open Systems. Build an ecosystem to facilitate collaboration with various stakeholders.

ANTI MONEY LAUNDERING, COUNTER TERRORISM FINANCING, AND COUNTER PROLIFERATION FINANCING OF WEAPONS OF MASS DESTRUCTION (AML, CFT AND CPF)

Anti-Money Laundering, Prevention of Terrorism Financing, and Prevention of Proliferation of Weapons of Mass Destruction Funding Program at KB Bank are implemented based on regulations issued by the Financial Services Authority, namely POJK No. 8 of 2023, which regulates this matter in the financial services sector, especially banking.

KB Bank has established an Anti-Money Laundering (AML) Department at the head office. The AML Department is responsible for the implementation of the AML, CFT, and CPF programs across all KB Bank entities. The AML Department has an analysis and reporting function whose task is to supervise the Bank's financial transactions and activities to detect potential of money laundering, terrorism financing, and proliferation financing of weapons of mass destruction.

In 2024, KB Bank carried out a self-assessment of risk exposure to money laundering, terrorism financing, and financing of proliferation of weapons of mass destruction on a Bank Wide basis with a final risk assessment of Medium. The results take into consideration the risk exposure to customers, countries or geographic areas, products and services, transactions or distribution networks (delivery channels) by also considering calculations from the National Risk Assessment (NRA) and Sectoral Risk Assessment (SRA).

KB Bank as a Commercial Bank also plays a role as a Financial Services Provider in the Capital Market Sector because in practice KB Bank also carries out Custodian and Trustee function; therefore, it is deemed necessary to conduct a separate study and assessment of the risks of money laundering, terrorism financing, and financing of proliferation of weapons of mass destruction at the Custodian Bank and Trustee. KB Bank as a Custodian Bank and Trustee has also conducted a self-assessment of the risks of money laundering, terrorism financing, and financing of proliferation of weapons of mass destruction by using an approach method that is not much different from that applied to commercial banks on a Bank Wide basis with a final risk assessment, namely for the Custodian Bank is Medium and for the Trustee is Low.

KB Bank continues to optimize the AML, CFT, and CPF programs with a high commitment to improving the quality of its implementation. Nevertheless, the Bank is aware that the practices of money laundering, terrorism financing, and financing of proliferation of weapons of mass destruction are still a threat, especially with advances in technology and developments in the business world that encourage the emergence of new modes. Therefore, KB Bank focuses on improving risk mitigation efforts that may arise in the future, one of which is through the development of information technology, improving transaction monitoring systems, filtering sanctions, and updating internal policies to remain effective and in accordance with existing regulatory developments.

The AML, PPT, and PPPSPM programs at KB Bank are implemented by the AML Department, which is responsible for supervising and ensuring the fulfillment of obligations related to Anti-Money Laundering, Prevention of Terrorism Financing, and Prevention of Proliferation of Weapons of Mass Destruction (AML, CFT, CPF). Some of the activities carried out by this department include:

1. Ensuring that KB Bank's AML, CFT, and CPF policies and procedures are adequate and improving the implementation of the AML, CFT, and CPF programs in accordance with changes and developments in applicable provisions and other technical policies that function to assist in the implementation of AML, CFT, and CPF monitoring.
2. Ensuring that the structure and organization of the department that carries out monitoring and AML, CFT, and CPF programs are adequate.
3. Identify, assess and understand the risk of Money Laundering and/or Terrorism Financing related to customers, countries or geographic areas, products, services, transactions or distribution networks (delivery channels) through Bank Wide Risk Assessment (Individual Risk Assessment) AML, CFT, and CPF.
4. Monitor the implementation of the AML, CFT, and CPF programs in every work unit activity carried out by branches and head offices.
5. Analyze and compile reports related to customer transactions (LTKT, LTKL, and LTKM) and other regulatory reporting in accordance with applicable laws and regulations.

6. Monitor and report the Customer Data Update Plan and Realization submitted to the Financial Services Authority (OJK).
7. Provide training in the form of socialization related to the implementation of the AML, CFT, and CPF programs periodically to all Bank employees in order to improve employee knowledge, insight, and understanding of the AML, CFT, and CPF programs and implement them in all work units.
8. Ensure that KB Bank's AML application system can identify transactions outside the profile and provide effective monitoring and reporting in an effort to strengthen the AML, CFT, and CPF functions.
9. Ensure that there is a screening process for Prospective Customers, Customers, WIC and transactions from and to the Bank in an effort to ensure that the Bank is not used for cross-border crimes and national and international sanctions.
10. Continuously provide adequate AML, CFT, and CPF training for employees in accordance with priority/risk-based approach.



LEGAL ISSUES/LITIGATION FOR COMPANIES AND SUBSIDIARIES

Throughout 2024, civil and criminal legal issues that have been resolved (have permanent legal force) or are still in the process of being resolved are presented in the following table:

KB Bank Civil Law Issues Until December 2024

No.	Information	Common Civil	Bankrupt/PKPU Debtor Cases
1	Settled Law Cases up to December 2024	109	24
2	In the settlement process	68	57
3	2a. Cases in first level (District Court)	34	
4	2b. Cases in appeal (High Court)	10	
5	2c. Cases in cassation (Supreme Court)	20	
6	2d. Cases in judicial review (Supreme Court)	3	
7	2e. Arbitrase	1	
Total		**177**	**81**

KB Bank Criminal Law Cases Until December 20244

No.	Information	In process	Settled
1	WHISTLEBLOWER	3	-
2	REPORTED	4	2
3	WITNESS	58	4
Total		**65**	**6**

IMPORTANT CASES

Important Cases Currently Facing the Company

The following are important cases (civil lawsuit cases) in 2024 which are considered to have the potential to have a material impact on the Bank:

1. PT. Nur Kencana Lestari Inti
2. PT. Mitra Usaha Sarana
3. DXC
4. PT. Cipta Diamond Property
5. PT. Patibrata

Important Cases Currently Facing Subsidiaries

During 2024 there are no legal problems faced by the Company's Subsidiaries.

Legal Issues Currently Faced by Current Members of the Bank's Board of Commissioners and Directors

In 2024 there was 1 (one) Lawsuit from Debtor in the name of PT Digital Network Aestetik against Mr Woo Yeul Lee (President Director) - as Defendant II and PT Bank KB Bukopin Tbk - as Defendant I in case No. 209/Pdt.G/2024/PN Jkt.Sel at the South Jakarta District Court.

The lawsuit was filed in connection with the plan for the Execution Auction of Mortgage Rights carried out by PT Bank KB Bukopin Tbk against the Debtor's facility guarantee. Regarding the lawsuit, the South Jakarta District Court on January 7, 2025 has issued a Decision which in essence the Plaintiff's Lawsuit is Inadmissible. Until this report was made, the Plaintiff had not filed an appeal, so that the case has permanent legal force.

Administrative Sanctions from the Relevant Authorities

During 2024, there are no material administrative sanctions that affect the continuity of the Bank's business or administrative sanctions for members of the Board of Directors and members of the Board of Commissioners of the Bank given by the regulator.

ACCESS TO CORPORATE INFORMATION AND DATA

KB Bank is consistently committed to implementing GCG values in every aspect of its operations. One implementation of these values is through information disclosure, both internally and externally. The Bank recognizes the importance of managing and disclosing information about the company to build a positive image in the eyes of the public, especially shareholders and other stakeholders.

In an effort to ensure optimal information disclosure, KB Bank routinely provides actual and useful information to stakeholders through various communication channels. This information is conveyed through press releases, print media, social media, and electronic media. The Bank always pays attention to the provisions related to the confidentiality of company data that have been established, so that the information submitted remains relevant and on target. To obtain further information, the Bank has various facilities that can be accessed, including:

Press Conference

Through 2024, KB Bank has issued the following press release as follows::

1. Complete the Transformation Journey, KB Bank Officially Becomes the Company's New Name and Logo
2. KB Bank Partners with United Tractors to Distribute Credit for the Purchase of Heavy Equipment
3. Strengthening Funding Structure, KB Bank Receives Long-Term Loan Facility from Korea Development Bank
4. Building Business Ecosystem Growth, KB Bank and APP Indonesia Sign Vendor Financing Cooperation
5. KB Bank Distributes Partnership Financing Credit of IDR 123 Billion to Bank Perekonomian Rakyat
6. KB Bank Records Two-Fold Growth for New Credit Throughout the First Quarter of 2024
7. Fitch Rating Gives KB Bank an International Rating Equivalent to Indonesia's Sovereign Credit Rating
8. Providing Convenience and Flexibility for Customers, KB Bank Launches KBstar Debit Card
9. Holding an AGMS, KB Bank Explains Performance Growth to Changes in the Company's Management Structure
10. Celebrating Its 54th Anniversary, KB Bank Spreads Discounts of up to 54%, Shopping, Eating and Vacationing Become Even More Economical
11. Company Performance Continues to Improve, KB Bank Board of Directors Increases Share Ownership
12. Complete Transformation Journey, KB Bank Pioneers AI-Based Credit Assessment in Indonesia
13. KB Bank Optimistic to Achieve Positive Performance with Several Significant Improvements Throughout Semester I 2024
14. Strengthening Long-Term Funding Structure, KB Bank Issues Global Bonds
15. Until Quarter III 2024, KB Bank Records Net Interest Income Growth of 84.15 Percent
16. Consistently Recording Business Growth, KB Bank Again Achieves AAA Rating from PEFINDO
17. KB Bank Prints Hyundai Car Pre-Order Financing of More Than IDR 2.1 Trillion Throughout 2024
18. Supporting Tripatra's Strategic Project, KB Bank Strengthens Partnerships through Vendor Financing
19. Presenting Company Performance, BBKP Targets Turnaround in 2025
20. Holding EGMS, Bank KB Bukopin (BBKP) Announces Changes Composition of the Board of Commissioners and Directors
21. Supporting Food Self-Sufficiency, KB Bank Distributes Credit Financing to Sugarcane Farmers

DIGITAL NEWSLETTER

Digital transformation has brought significant changes in the way Bank KB manages internal communication. KB Bank has a monthly magazine as a means of communication with an integrated digital platform called Bukopin Office Communication (BOC). With BOC, KB Bank employees can now access the latest information, breaking news, and various important materials related to the Company and the industry. This digital platform provides convenience and speed for employees to connect with the latest information about the Company's activities, initiatives, developments, as well as opportunities and events held in the internal environment.

Moreover, BOC also offers space for employees to interact more actively. The available comment and feedback features allow them to participate in discussions, provide input, and share useful experiences and ideas.

Electronic Media

By referring to OJK regulation no. 8/POJK.04/2015 concerning issuer or public company websites, the Company Website provides important information such as Information regarding Shareholders, Information regarding the GMS, Company group structure, financial performance analysis, financial reports for the last 5 years, profiles of the Board of Commissioners and Directors as well as the Charter/ Charter of the Board of Commissioners, Directors, Committees and Internal Audit Unit.

The Company's official website www.kbbank.co.id can be accessed 24 hours a day and the information presented is always updated periodically so that the public and stakeholders always get the latest news from KB Bank. Other sites that
can be used to search for information about KB Bank are the OJK and Capital Market sites (www.ojk.go.id and www.idx.co.id).

Social Media

The rapid development of information technology requires the Company to keep adapting so the Company is not left behind. One of the most effective ways to achieve this goal is through the use of social media, which is now the main communication tool that is easily accessible to all levels of society. In response to this need, KB Bank is here to provide various information through available technology applications, such as:

Facebook @KB Bank
X @kbbank_id
Instagram @kbbukopin
YouTube KB Bank
TikTok kbbank.id

Print Media

In this increasingly developing digital era, access to information becomes easier with various online platforms. However, amidst this progress, print media still plays an important role in disseminating information to the public, especially for people who are not yet fully connected to digital technology. KB Bank continues to utilize print media as a means to convey information to customers and the wider community. KB Bank collaborates with a number of print media such as Bisnis Indonesia, Investor Daily, and Kontan to broadcast news.

To obtain more complete information, customers can contact the KB Bank call center at 14005 which operates 24 hours a day. In addition, further information can also be obtained by visiting the nearest branch office. For investors and prospective investors, more detailed information is available through Investor Relations which can be contacted via e-mail at investor.relations@kbbank.co.id.

CODE OF CONDUCT

The Company's Code of Ethics plays a crucial role in maintaining the integrity and consistency of every aspect of the Company's operations. As a guideline that directs behavior, the Code of Ethics is not just a written regulation, but also a reflection of the noble values that are upheld in the Company's work culture. Every decision taken, whether on a small or large scale, must always refer to the principles contained in this Code of Ethics.

The Company's Code of Ethics does not only for daily reference, but also serves as a guide in building healthy and respectful professional relationships. With the Code of Ethics, it is expected that every individual can contribute to creating a conducive work environment, where decisions and behaviors taken are always in line with the values of integrity and social responsibility carried by the Company.

Commitment to this Code of Ethics is also manifested by every element in the Company, from the Board of Commissioners to operational employees, showing that values such as transparency and accountability are prioritized in every line of the Company's busines.

Code of Ethics Guidelines

The Code of Ethics Guidelines are prepared as guidelines that apply to all levels of the Company, including the Board of Commissioners, Supporting Organs of the Board of Commissioners, Directors, Management, and all employees, regardless of function, rank, or position. These guidelines must be followed by all parties and will continue to be evaluated periodically to adjust to the development and needs of the Company.

KB Bank's Code of Conduct (Code of Ethics) is discussed in 7 (seven) parts, namely:

Section I	Obedience
Section II	Protecting Company Assets
Section III	Conflict of Interest
Section IV	Leaders as a Role Models
Section V	Relationship with Customers, Partners, and Competitors
Section VI	Relations with the Company and Fellow Employees
Section VII	Relations with Shareholders and the Community

Principal/Core of KB Bank Code of Conduct

Principal/core of KB Bank Code of Conduct:

1. To obey and comply with applicable laws and regulations;
2. To make correct records regarding all transactions related to the Company's activities;
3. To avoid unhealthy competition;
4. Not to abuse authority for personal, family or group interests;
5. Not to be involved in decision making that contains a conflict of interest;
6. To maintain customer and Company confidentiality;
7. To take into account the detrimental impact of each policy determined by the Company on the economic, social and environmental situation;
8. Not to accept gifts or rewards, either directly or indirectly, related to the duties and authority carried out;
9. Not to commit disgraceful acts that could harm the image of the profession and the image of the Company;
10. Not to be involved in practical political activities that can directly or indirectly harm the Company;
11. No bad credit

Disclosure of Compliance that the Code of Conducts Applies to All Levels of the Organization

All members of the Board of Commissioners, members of the Board of Directors, Committee members, permanent workers and contract workers in accordance with applicable provisions are required to comply with and implement the Bank's Code of Conduct which is marked by the affixing of signatures by all KB Bank Personnel on a Statement of Compliance with the KB Bank Personnel Code of Conduct KB Bank is a concrete manifestation of commitment in implementing the KB Bank Code of Conduct.

Socialization and Dissemination of the Code of Conduct

To disseminate KB Bank Code of Conduct, the Board of Directors and Board of Commissioners ensure that the dissemination of the Code of Conduct to all Company employees has been carried out in several ways, including:

1. Company website;
2. Internal Memorandum;
3. Internal Media;
4. Ask unit leaders to always remind their personnel to conduct their activities by respecting the Code of Conduct.

Efforts to Implement and Enforce the Code of Conduct

The implementation of the Code of Conduct at all levels of the Company emphasizes that every individual has an important role in creating a work environment with integrity and responsibility. Awareness of the importance of the Code of Conduct lies not only in collective understanding, but also in the personal responsibility of each employee in ensuring that every action taken is in line with the values and principles stated in the Code of Conduct.

The successful implementation of the Code of Conduct is not only the responsibility of the management team, but also the collective responsibility of all levels of the Company, from the personal level to the work unit level. By internalizing the values of the Code of Conduct, every employee of KB Bank is expected to be able to use ethical principles as a guide in every operational activity, so that as a whole the Company can achieve the vision, mission, and goals that have been set.

One form of individual responsibility is in reporting violations of the Code of Conduct. The Company emphasizes the importance of openness and the obligation to report any actions suspected of violating the Code of Conduct, whether committed by colleagues or other employees. By providing support and protection for whistleblowers, the Company creates a safe environment for each individual to provide reports regarding violation that they know.

Consistency and firmness in enforcing the rules are also important aspects in implementing the Code of Ethics. The Company shows its commitment by implementing strict sanctions for every violation, so that ethical values can continue to be maintained in all operational aspects

Number of Violations in 2024

Non-compliance with the provisions in the Company Code of Conduct Guidelines is categorized as a violation which will be subject to sanctions in accordance with the regulations as a corrective action taken by the Company. The following is a table that explains the types of violations and sanctions given by the Company:

Type of Sanction Letter	Number of Sanctions
1st Warning Letter	7
2nd Warning Letter	1
3rd Warning Letter	30
Reprimand Letter	3
Total	41

ANTI-CORRUPTION POLICY AND ITS OUTREACH

Corruption brings detrimental impact on the economy, both in the public and private sectors. This practice hinders investment, slows economic growth, and increases social inequality and poverty levels. One of the main causes of corruption is weak individual integrity and the lack of an effective supervisory system.

As a financial institution that upholds the principles of good governance, KB Bank is committed to running its business honestly, ethically, and free from bribery and corruption. Trust from all stakeholders is the main foundation in every activity of the Company.

In an effort to strengthen this commitment, KB Bank has established an Anti-Bribery and Corruption Policy based on Decree No. 0165 of 2021. This policy is designed as a guideline for all employees in preventing, identifying, and rejecting all forms of bribery and corruption that can harm the Company or related parties.'

To ensure effective implementation, this policy has been disseminated to all employees through various internal media, such as Bukopin Office Communication (BOC) and postmaster email. With this step, KB Bank confirms its commitment to creating a work environment with integrity, transparency, and free from corruption.

GRATIFICATION CONTROL

KB Bank confirms its commitment to the principle of Zero Tolerance towards all forms of bribery, corruption and gratification. In line with this, the Bank strives to act professionally, fairly and with integrity in every aspect of its business activities and relationships. Awareness of the importance of control related to gratuities encouraged the Bank to formulate an Anti-Bribery and Corruption Policy in accordance with Decree No. 0165 of 2021.

This policy was not only prepared, but also widely socialized through various internal Bank communication media. In addition, regular training is held to ensure every employee's understanding and awareness of the importance of complying with the policy. These steps were taken to maintain the integrity and trust in KB Bank and ensure that all parties involved understand and adhere to high standards in its business practices.

In the case of gratification related to position and contrary to obligations or duties, all members of the Board of Commissioners, Directors, and employees are obliged to reject it. KB Bank also supervises the implementation of the Anti-Bribery and Corruption Policy, including ensuring compliance with the code of ethics and Employee Disciplinary Guidelines. Any violation of this policy will be prosecuted in accordance with applicable provisions.

As part of efforts to strengthen this policy, KB Bank has implemented various supporting policies, including:

1. Decree No. 0382 of 2020 Concerning the Code of Ethics of PT Bank KB Bukopin Tbk.
2. Guideline No. 095 of 2024 concerning the Whistleblowing System (WBS) Guidelines of PT Bank KB Bukopin Tbk dated June 24, 2024.
3. Policy No. 208 of 2024 Concerning the Anti-Fraud Strategy Policy of PT Bank KB Bukopin Tbk. December 12, 2024.

Through these policies, KB Bank is committed to creating a work environment with integrity and transparency, and continues to strive to prevent any form of irregularities in its business operations.

TRANSPARENCY OF THE COMPANY'S FINANCIAL AND NON-FINANCIAL CONDITIONS

KB Bank has implemented transparency obligations and published information related to financial and non-financial conditions in accordance with applicable regulations. The submission and publication of this information is carried out through various media, including print media and the Bank's website, as explained below:

1. Quarterly Financial Report to regulators, which is also published through print media and the Bank's website;
2. KB Bank's Annual Report which is prepared and presented in accordance with the provisions and submitted to regulators, rating agencies, banking development institutions, research agencies/institutions and financial magazines and published through the Bank's website;
3. Corporate Governance Information, including the Annual Report on Corporate Governance, Vision, Mission, Company Values, Composition and Profile of the Board of Commissioners and Directors, as well as internal provisions related to governance ranging from the Articles of Association to the Charters of the Committees which are also published through the Bank's website;
4. Information on the Company's Products and Services, including office networks, is published through the Annual Report and the Bank's website, so that customers, investors and the wider community can easily access information on the Bank's products and services;
5. Information on Complaint Submission Procedures, Information Security Policies and Tips for Customers in using banking services published through the Bank's website for the implementation of consumer protection provisions;
6. Other information aimed at supporting information transparency, financial education and services to the public.

BUYBACK OF KB BANK SHARES AND BONDS

During 2024, there are no share buybacks or bond buybacks.



PROVIDING FUNDS FOR SOCIAL AND POLITICAL ACTIVITIES

KB Bank has an internal policy that strictly prohibits the involvement of the Company, including all employees, in political activities. This prohibition includes the provision of funds for political interests. This policy is implemented to maintain the independence and professionalism of the Bank and its employees, so that the Bank can remain focused on its business without being influenced by political interests that have the potential to affect its performance and integrity.

On the other hand, KB Bank believes that social activities have a significant positive impact on society in the long term. Therefore, KB Bank actively participates in various social programs as a form of corporate social responsibility. The implementation of these social activities is clearly regulated and reported in detail in the Corporate Social Responsibility section of this Annual Report.

PROVISION OF FUNDS TO RELATED PARTIES

Policy

Provision of Funds to Related Parties, the Bank refers to the Financial Services Authority Regulation No. 32/POJK.03/2018 concerning the Maximum Credit Limit and Provision of Large Funds for Commercial Banks. As amended by Financial Services Authority Regulation No. 38/POJK.03/2019 concerning Amendments to Financial Services Authority Regulation No. 32/POJK.03/2018 concerning the Maximum Credit Limit and Provision of Large Funds for Commercial Banks. Provision of funds to Related Parties must be approved by the Board of Commissioners and the procedures for the approval process and its implementation are regulated in the Board of Directors' Circular No. SE/106/DIR/V/2019 concerning Addendum 1 to the BMPK Policy and Procedures.

Throughout 2024, provisions for related parties and large exposure funds can be conveyed as follows:

Provision of Fund for Related Party	2024 (Rp billion)	2023 (Rp billion)	Nature of Relationship
Credit provided and financing/sharia receivables-gross	40	275	Controlled/under significant influence of one of the Major Shareholders
Board of Directors, Board of Commissioners, Sharia Supervisory Board and Executive Officers	24	20	Management and Key Employees
Others	0	0	Controlled/under significant influence of one of the Major Shareholders, and/or Management and Key Employees

CUSTOMER PROTECTION, ANTI FRAUD AND WHISTLEBLOWING SYSTEM

Customer Protection Policy

KB Bank improves services to customers by implementing an integrated, online and reliable customer complaint handling policy. Every complaint is resolved quickly to protect customers' rights. If a settlement cannot be reached, customers can choose out-of-court settlement through LAPSPI, in accordance with OJK regulation No.1/POJK.07/2014.

Protection Of Creditor Rights

KB Bank implements an honest and transparent information disclosure policy to protect creditors' rights. Every creditor is treated fairly without discrimination. With information disclosure, creditors and business partners have the right to obtain relevant information according to their needs. Creditors' rights are regulated in the agreed agreement, and the Bank is obliged to fulfill its obligations on time, and strive to prevent negligence or omissions that could be detrimental to both parties.

CONFLICT MANAGEMENT POLICY (INCLUDING INSIDER TRADING)

KB Bank does not yet have a policy to prevent insider trading. However, in preparing publication documents so far, information has been strictly localized in the relevant departments.

IMPLEMENTATION OF ANTI FRAUD STRATEGY

KB Bank implements the Anti-Fraud Strategy Implementation Guidelines as a commitment to controlling fraud through an effective and sustainable control system. This strategy requires adequate resource allocation for effective implementation. The main objective is to prevent risk deviations, especially the risk of fraud which can harm customers and the Bank, as well as increasing the effectiveness of Good Corporate Governance.

The guidelines aim not only at prevention, but also detection, investigation, and system improvement as an integral part of fraud control. This policy is regulated in Decree No. 208 of 2024. The hope is that the implementation of the Anti-Fraud Strategy Implementation Guidelines will improve the Bank's Internal control, which in turn will improve the business and operational performance of KB Bank and provide added value for all stakeholders.

Prevention

Implementing prevention functions can reduce the potential for fraud. The devices used in implementing prevention are as follows:

Anti fraud Awareness

Anti Fraud Awareness is KB Bank policy or effort to raise awareness regarding the importance of preventing fraud by all related parties. To raise Anti-Fraud Awareness, KB Bank does the following:

1. Preparation and Outreach on Anti-Fraud Statements;
   One of KB Bank's educational efforts aimed at all employees is to provide direction in internalizing an anti-fraud culture and to be able to increase vigilance and increase awareness of the potential risk of fraud in every Bank activity as well as KB Bank's policy and commitment to not tolerate acts of fraud (zero tolerance).
2. Employee Awareness Program;
   This program is implemented in the form of socialization and publication/sustainable internal fraud prevention campaign through media in the Bank, for example:
   a. Carrying out training activities, both offline (face to face), online and via E-Learning related to Anti-Fraud Awareness material which is held in collaboration with Human Capital and/or with related work units.
   b. Introduction to company culture and code of ethics through E-Learning Induction.
   c. Anti-Fraud Awareness Campaign through company communication media (e-mail, posters, brochures or electronic media) containing anti-fraud messages.
   d. Publication of fraud incidents along with sanctions given to fraud perpetrators.
3. Customer *Awareness.*
   This program aims to increase awareness and awareness of customers, depositors, as well as vendors and other stakeholders, regarding the possibility of fraud and to support the Bank's efforts to uphold an anti-fraud culture. This program is organized in the form of making and distributing anti-fraud posters/brochures, written explanations, electronic media, and the use of other means.

Fraud Prevention Commitment

1. Every employee, Director, Commissioner and member of the committee formed by the Board of Commissioners is required to understand and comply with the Code of Ethics and Company Culture as well as all regulations relevant to the work in question.
2. Every employee is required to understand and comply with Company Regulations/Collaborative Employment Agreements.
3. Every employee, Director, Commissioner, and committee member formed by the Board of Commissioners is obliged to carry out their duties and responsibilities in accordance with the work guidelines that have been determined.
4. Creating a conducive work environment based on morality, integrity, and loyalty to the company.
5. Provide facilities/media to convey suggestions for improvements related to fraud prevention.
6. Establish active communication between management and internal audit, compliance, risk management and related internal control functions in Fraud prevention efforts.

Control Activities

Fraud control mechanisms are implemented at all functional levels according to KB Bank's organizational structure, which at least include:

1. Review of the Board of Directors and Board of Commissioners
   The Board of Directors and Board of Commissioners periodically review the realization of work plans and budgets to detect problems such as control weaknesses, misrepresentation of financial statements, and others.
2. Operational Review
   a. Reviews are carried out by the internal audit function periodically.
   b. The operational review mechanism is regulated in separate guidelines.

3. Information System Control
   a. General control includes control over data center operations, software procurement and maintenance systems, access security, and development and maintenance of existing application systems. This general control is applied to mainframes, servers, and user workstations, as well as internal-external networks.
   b. Application control is applied to programs used by KB Bank in processing transactions that are correct, accurate, and have been properly authorized. In addition, application control must be able to ensure the availability of an audit trail so that the audit process can run effectively and to check the accuracy of the audit process in question.
4. Asset Control (Physical);
   a. Asset control is implemented to ensure the implementation of physical security for KB Bank assets.
   b. This activity includes securing assets, records, and limited access to computer programs and data files, as well as comparing the value of KB Bank assets and liabilities with the values listed in the control records, especially checking the asset value periodically.
5. Documentation.
   a. All provisions, policies and procedures are adequately documented.
   b. Documents are reviewed and updated periodically to describe KB Bank's actual operational activities and are informed to Employees, Directors, and Commissioners as well as members of the committee formed by the Board of Commissioners

Separation of Functions to Avoid Conflicts of Interest

The application of the principle of separation of functions (four eyes principle) aims to ensure that every person in position does not have the opportunity to commit and hide mistakes or irregularities in the implementation of their duties at all levels of the organization and in all operational activity steps.
Avoid giving authority and responsibility which could give rise to various conflicts of interest. The steps for separating functions include:

1. Determine certain functions or tasks that must be separated or allocated to several people and/or separate the functions of administering and storing goods in order to reduce the risk of manipulation of financial/wealth data or misuse of KB Bank assets.
2. Separation of functions is not limited to front office and back-office activities, but also in the context of controlling:
   a. Approval of the purchase and/or sale of goods or services.
   b. Approval of disbursement of funds and realization of expenditure.
   c. Customer accounts and Bank owner accounts.
   d. Transactions in Bank bookkeeping.
   e. Providing information to Bank customers.
   f. Assessment of the adequacy of credit documentation and monitoring of debtors after credit disbursement.
   g. Other business activities that may give rise to significant conflicts of interest.
   h. Independence of Compliance Function, Risk Management, and Internal Audit of KB Bank.

Provisions regarding rotation, transfer, and leave are applied in the framework of the internal control system including to prevent and detect Fraud. Provisions regarding transfer, rotation and leave are regulated in separate provisions.

Accounting, Information, and Communication Systems

1. Adequate accounting, information and communication systems aim to minimize the occurrence of fraud.
2. The accounting system includes methods and records in order to identify, group, analyze, classify, record/book, and report Bank transactions.
3. The Bank Information System produces reports regarding business activities, financial conditions, implementation of risk management and compliance with regulations that support the implementation of the duties of the Board of Commissioners and Directors.
4. These matters are of concern in implementing Fraud control related to the implementation of information systems and technology:
   a. Availability of accurate and up-to-date records of every KB Bank transaction and assets.
   b. Availability of adequate evidence and documents to support the audit trail process.
   c. Implementation of control over computer systems and their security (general control) as well as control over software applications and other manual procedures (application controls).
   d. Relevance of accuracy, timeliness, availability of access for interested parties and consistency of presentation format.
   e. Transaction recording retention procedures and schedules.
5. The availability of effective communication channels between supervisors and subordinates and vice versa, as well as across work units, aims to ensure that all officials/employees understand and comply with applicable policies and procedures, including policies for preventing fraud.

Know Your Employee (KYE)

1. All elements of the KB Bank organization apply the “Know Your Employee” principle, namely that each supervisor must fully recognize each of his subordinates.
2. Employee recruitment is carried out using effective recruitment systems and procedures (pre-recruitment screening), which can provide a complete and accurate picture of prospective employees’ track records.
3. Carry out post-recruitment controls including rotation systems, transfers, mandatory leave, promotions by considering employee track records.

4. The pre-employment screening method is adapted to the needs and complexity of KB Bank's business activities by using a selection system equipped with appropriate qualifications taking into account risks, and determined objectively and transparently. This system must cover the implementation of promotions and transfers, including placement in positions with special skills.
5. Supervision must recognize employees, including character, integrity, relationships, behavior, lifestyle, problems being faced and placement in positions that suit their desires and abilities.
6. Supervision periodically carries out coaching and counselling for subordinates with the aim of identifying and solving problems that occur so that in the end they can create a healthy and conducive work environment and high work motivation.
7. Documentation and updating of employee data, including creating a database containing a negative list of employees related to fraud cases.
8. Know Your Employee provisions and mechanisms are regulated in separate provisions.

Vulnerabilities Identification

Vulnerability identification aims to identify, analyze, and assess the risk of fraud inherent in every activity that has the potential to harm KB Bank in the following way:

1. Identification of vulnerabilities through Operational Risk and Fraud studies includes the process of identifying, analyzing, and assessing potential risks in each Bank activity/product as well as providing recommendations on how to mitigate them.
2. Identification is carried out through a study of program and service product documents or other formal media of the same level. In the event that the information is not sufficient to provide a study, the Anti-Fraud & Special Investigation Department may request other supporting documents or explanations through discussions/meetings.

Provisions regarding Vulnerability Identification are regulated in separate provisions

Detection

Pilar Deteksi memuat langkah untuk mengidentifikasi dan menemukan *Fraud* dalam kegiatan usaha Bank yang meliputi:

1. Whistleblowing System (WBS)
   a. As a means for all stakeholders to report violations of the code of ethics, employee discipline guidelines, and conflicts of interest committed by both employees and Directors of KB Bank.
   b. The Whistleblowing System (WBS) channel consists of; Email, Whatsapp, SMS, Letter, Face to Face & Website E-Form.
   c. The bank provides a guarantee for the confidentiality of the reporter's identity and the contents of the report submitted.
   d. The policies and mechanisms for implementing the Whistleblowing System (WBS) are regulated in separate provisions.
2. Surprise Audits
   a. Surprise audit is an audit activity carried out suddenly on certain business units that are at high risk or prone to fraud.
   b. Surprise audits can be carried out by the Internal Audit Work Unit (SKAI).
3. Surveillance System
   a. The Surveillance System aims to monitor and test the effectiveness of anti-fraud policies.
   b. Implementation of the Surveillance System can be carried out by independent parties and/or internal parties at KB Bank without the party being tested or inspected knowing or realizing it.
   c. Carried out in situations and conditions where the objectives of testing and inspection can only be achieved if the assessor/examiner knows directly/gets a true and real picture/information regarding the subject and/or object of the audit.
   d. The 3 (three) main components/tools for testing in Surveillance System activities are:
      i) Internal Control System;
      ii) Risk Management;
      iii) Compliance.
4. Fraud Detection System
   The system used by the Bank to monitor transactions, accounts and networks in the Bank's payment system. Monitoring is carried out in order to detect transaction anomalies, the channels monitored are as follows:
   a. E-Channel,
   b. Credit card,
   c. Debit Card.
   d. ATM

Investigation, Reporting and Sanctions Investigation

The Investigation, Reporting and Sanctions pillar contains steps for investigations, reporting systems and the imposition of sanctions on Fraud incidents which include:

Investigation

Investigations are carried out to collect evidence related to incidents that should be suspected of being an act of fraud. The standard fraud investigation policy aims to reveal the amount of loss, place of occurrence, perpetrator, mode and cause of fraud in the context of implementing an Anti-Fraud Strategy.

Reporting Investigation Results

The results of the investigation will be reported to the President Director and copied to the Director of Compliance, Anti Fraud & Special Investigation Department, President Commissioner, Chair of the Audit Committee and Related Directors.

Reporting to Authorities

1. Report on Changes in Anti-Fraud Strategy
2. In the event that there are changes to the anti-fraud strategy that have been submitted to the Financial Services Authority (OJK), the Bank is obliged to submit changes to the anti-fraud strategy no later than 7 (seven) working days after the changes are made.
3. The Bank reports the implementation of the Anti-Fraud Strategy every semester for the end of June and the end of December, in accordance with the format determined by the Financial Services Authority (OJK).
4. The Bank submits a Fraud Report that has a significant impact to the Financial Services Authority (OJK) no later than 3 (three) working days after the Bank becomes aware of the occurrence of Fraud which is decided by the Employee Disciplinary Committee.
5. What is meant by Fraud that has a significant impact is as follows:
   a. Has an actual loss impact of ≥ Rp. 1 billion.
   b. Become public attention in the mass media on a national scale.
   c. There are ≥ 5 (five) similar incidents with a total of ≥ Rp. 1 billion.
6. Reporting the results of the investigation will be reported to the President Director and copied to the Board of Commissioners, Compliance Director, relevant Directors, and SKAI and/or the Anti-Fraud & Special Investigation Department.

Sanctions

KB Bank has a policy of imposing sanctions on perpetrators who are proven to have committed fraud, which aims to provide a deterrent effect and reduce the losses incurred.

The decision to impose sanctions on fraud perpetrators will be decided through the Employee Disciplinary Committee. Provisions relating to the imposition of sanctions are regulated in detail in the provisions of the Employee Disciplinary Regulation.

Monitoring, Evaluation, and Follow-Up

The Monitoring, Evaluation and Follow-up Pillar contains steps for monitoring and evaluating and following up on fraud, which includes:

Monitoring

Monitoring of follow-up actions carried out on fraud incidents is carried out by the Anti-Fraud & Special Investigation Department based on the results of recommendations for assessments/ examinations that have been carried out by the Examination Team.

Evaluation

KB Bank maintains fraud incident data (fraud profiling) to support the implementation of evaluations which include data and information regarding the type of fraud, date of fraud, work unit where the fraud occurred, parties involved, position, losses in rupiah, actions of KB Bank, weaknesses/ causes of fraud, follow-up/repair, and chronology of fraud incidents.

Based on fraud incident data and the results of the evaluation, weaknesses, and causes of fraud can be identified and necessary handling and improvement steps can be determined, including strengthening the internal control system.

Evaluation is also carried out on the activities of the prevention pillar, detection pillar, investigation pillar, reporting and sanctions. Evaluation of these three pillars is carried out through a fraud overview every 6 months to assess the effectiveness of its implementation. The results of the fraud overview will be submitted to the President Director to improve the implementation of the anti-fraud strategy.

Follow-up

To improve weaknesses and strengthen the internal control system so that it can prevent the recurrence of fraud due to similar weaknesses, KB Bank has a follow-up mechanism based on the results of evaluations of fraud incidents.

Internal Fraud

Internal Fraud Violation Data Exceeds IDR 100 Million

Deviations/fraud committed by management, permanent employees and non-permanent employees (honorary and outsourced) related to the company's work processes and operational activities which have an impact on financial losses or which do not result in direct financial losses, are reflected in the following table:

Internal Fraud in Period	Number of Cases Committed by					
	Management		Permanent Employee		Non-Permanent Employee	
	2024	2023	2024	2023	2024	2023
Number of Fraud	**0**	0	**6**	9	**0**	0
Resolved	**0**	0	**5**	8	**0**	0
In Process of Resolution by the Bank's Internal	**0**	0	**1**	0	**0**	0
No Resolution has been Made	**0**	0	**0**	0	**0**	0
Has been Followed-Up through the Legal Process	**0**	0	**0**	1	**0**	0

VIOLATION REPORTING SYSTEM (WHISTLEBLOWING SYSTEM)

Trust and credibility are the main foundations in maintaining the sustainability of the banking business. KB Bank realizes that the reliability of the internal control system is a key factor in ensuring clean and integrity-based business practices. As part of its commitment to GCG principles and Anti-Fraud strategy, KB Bank has developed a Whistleblowing System (WBS). This system allows reporting of violations through a secure, independent, and confidential communication channel, with full protection for the reporter (Whistleblower).

The WBS policy is designed to ensure that the management of violation reports runs effectively, covering all employees, Directors, Commissioners, and committee members under the Board of Commissioners. The implementation of this system strengthens a culture of transparency and builds a professional and ethical work environment. The policy related to WBS has been regulated in Guideline No. 095 of 2024 concerning the Whistleblowing System (WBS) Guidelines of PT Bank KB Bukopin Tbk, which is a guideline in maintaining responsible corporate governance.

Whistleblowing System Management

Mechanism

1. The mechanism for submitting complaints by the Whistleblower can be done through the WBS media. Complaints reported by the Whistleblower must be accountable, based on the principle of good faith, not for personal interests or revenge and not defamation.
2. The Anti Fraud & Special Investigation Department receives complaint reports related to irregularities committed by Employees, Directors, Commissioners, and members of the committee formed by the Board of Commissioners;
3. The reporting process of KB Bank Whistleblowing System Complaint can be carried out in the following ways:
    a. If the complaint report relates to violations committed by all employees from Staff Level to Division Head or other positions under the Board of Directors, Directors, Board of Commissioners, and Committee Members, the complaint report will be submitted to the President Director;
    b. If the complaint report relates to violations committed by the President Director, the complaint report will be submitted to the President Commissioner;
4. To speed up and simplify the complaint follow-up process, the Whistleblower can report indications of fraud through the disclosure/complaint channels that have been available within 2x24 hours since the indication of fraud was discovered.
5. Provide information regarding the Whistleblower's identity to facilitate communication with the reporter, which at least includes the following information:
    a. The Whistleblower name or anonymous information;
    b. Telephone number and email address that can be contacted.
6. 6.Submission of reports of alleged violations committed by the Whistleblower must provide clear information, evidence, or allegations of the reported violation and at least fulfill the elements of 4W1H, including:
    a. What: What alleged violations are known;
    b. Where: Where the violation occurred/was committed;
    c. When: When was the violation committed;
    d. Who: Anyone involved in the law violation;
    e. How: How the violation was committed.
7. The reports submitted must relate to:
    a. Fraud,
    b. Violations other than fraud,
    c. Proposed improvements,
    d. Violations of applicable employment provisions and regulations,
    e. Customer complaints,
    f. Other matters outside of those mentioned above that can be equated with that.
8. Anti Fraud & Special Investigation Department as the WBS manager periodically or at least once every 6 months makes a report to the President Director on the follow-up to the implementation of WBS, including:
    a. Number of complaints;
    b. Complaint categories;
    c. Channels used by the Whistleblower;
    d. Handling of complaints that are followed up or cannot be followed up.
9. Commissioners and the Board of Directors have the authority to check all incoming WBS reports.

The Handling of Complaints

1. The Whistleblower makes a complaint and sends it to KB Bank via the following means/media:

Email	**pedulikbbank@kbbank.co.id**
Face to face	**Submit a complaint to the Anti Fraud & Special Investigation Department**
Whatsapp	**08119714005**
SMS	**08119714005**
Letter	**Addressed to Anti Fraud & Special Investigation, KB Bank Building Jl. MT. Haryono Kav. 50-51 Jakarta 12770**
E-Form Website	**http://bit.ly/PortalWBSKBBank**

2. WBS Manager receives complaints, records and documents all the information. The documents that must be created are as follows:
   a. Whistleblowing System (WBS) complaint report;
   b. Notes/recap of complaints submitted according to the complaint scope category.
3. The WBS Manager immediately reports the complaint to the Anti Fraud & Special Investigation Department Head, followed by an analysis of the complaint based on evidence and supporting documents and provides recommendations on whether the complaint needs to be followed up or not.
4. Complaints submitted via WBS media must be submitted to the Anti-Fraud & Special Investigation Department Head and it will be decided whether or not they will be examined (investigated)/forwarded to the relevant work unit within 10 (ten) working days.
5. Anti Fraud & Special Investigation Department Head decides to process the complaint report based on consideration of information received via WBS media. The recommendations given are as follows:
   a. Discontinued, due to incomplete information and supporting documents;
      i) Followed up in accordance with the recommendations of the Anti Fraud & Special Investigation Department Head by informing:
      ii) Related Work Unit (If the WBS report is included in the category of violations other than fraud, proposals for improvement, violations of applicable labor rules and regulations, and other matters outside those mentioned above that can be equated with that).
      iii) Incoming complaints regarding customer information and complaints regarding products and services (including office and ATM networks) are directed to submit complaints to Customer Care Email and KB Bank Call Center.
      iv) Investigation Team to carry out investigations (if the WBS report is included in the fraud category).
6. The results of the investigation are stated in the form of an investigation report and submitted to the President Director and copied to the Relevant Director and the Board of Commissioners.
7. The results of the inspection and all WBS documents are documented by the Anti Fraud & Special Investigation Department and are categorized as confidential documents.
8. Management of WBS facilities/media applies the dual control principle with a direct appointment mechanism by the Anti Fraud & Special Investigation Department Head.
9. Document Maintenance
   a. Anti Fraud & Special Investigation Department acts as document custodian and is responsible for storing documents in accordance with Policies/Procedures related to archives.
   b. A review of this Policy can be carried out at any time in accordance with the scope of risks, needs and developments of the Bank.

Flow Chart Whistleblowing

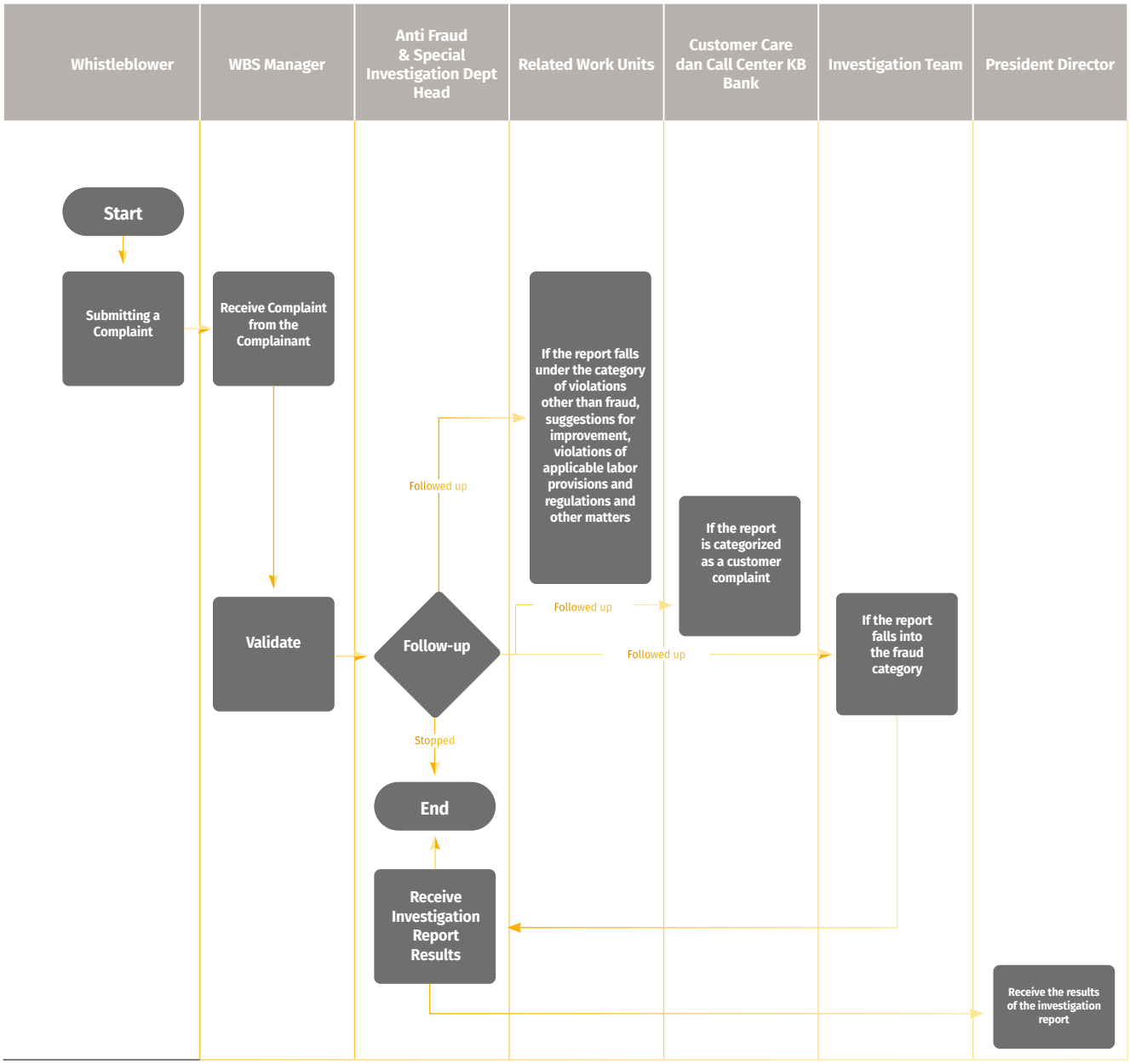

Protection for Whistleblowers

1. KB Bank will provide guarantees and protection to the reporter against the possibility of threats, intimidation, punishment or other unpleasant actions from any party as long as the reporter maintains the confidentiality of the complaint submitted to any party and the report submitted is not in the form of slander.
2. The protection as referred to above includes all legal, physical and psychological protection if the reporter experiences threats, intimidation, punishment or any other unpleasant action.
3. The protection as referred to above also applies to the investigation team and parties who provide information related to complaints.

Types of Reports that Can be Reported

The scope of complaints that will be followed up through WBS includes but is not limited to:

1. Acts of Fraud
   Acts of deviation or omission that are intentionally carried out to deceive, defraud or manipulate the Bank, customers or other parties, which occur within the Bank and/or using Bank facilities, resulting in the Bank, customers or other parties suffering losses and/ or the perpetrator of the fraud obtains financial benefits either directly or indirectly;
2. All forms of violations other than fraud with examples of actions including:
   a. Disclosing Bank secrets for personal interests,
   b. Sexual harassment and immoral acts inside and outside the Bank,

c. Engaging in prohibited community activities,
d. Conflict of interest,
e. Norms and Ethics (Code of Conduct),
f. Violations of the Bank's internal regulations and applicable external regulations,
g. Acts that violate criminal or civil law or other statutory regulations,
h. Actions endanger work safety and environment, endanger bank security, including endanger third party/customer assets.

3. Proposed Improvements
   Provide suggestions to the Bank regarding gaps in procedures, suggestions for system improvements or other suggestions.
4. Violation of applicable labor provisions and regulations.
5. Customer Complaints
   Customer complaints regarding products, services (including office and ATM networks) or other complaints.
6. Other things apart from those mentioned above that can be equated with it.

Whistleblowing System Socialization

Awareness of fraud risk is a crucial aspect in maintaining operational integrity at KB Bank. Therefore, the Anti Fraud & Special Investigation Department together with the Related Work Units continue to educate employees about fraud prevention and the Whistleblowing System mechanism.

As a preventive measure, various routine socialization programs are held to increase employee understanding of the potential for financial crime. Educational materials cover various fraud modes and mitigation steps that need to be taken. The dissemination of this information is strengthened through internal media such as Bukopin Office Communication (BOC) and postmaster email, so that all employees can be more aware of the threat of fraud in the work environment.

With this approach, KB Bank ensures that every employee is ready to recognize and prevent fraud risks, in order to support the creation of a safer and more trusted work environment..

Number of Complaints

Implementation of the Whistleblower policy as one way to reveal/disclose fraud that occurs. Throughout 2024, there were 24 (Twenty Four) pieces of information reported through the Whistleblowing System, with details in the following table:

	EMAIL	FAX	SMS	WHATSAPP	MAILBOX	OTHERS (PHONE/OTHER INFORMATION)
Number of WBS reported in 2024	4	0	0	6	1	13

The follow-up process can be seen in the table below:

Internal WBS Report	2024
Total Report	**24**
Completed	**23**
Proven	**0**
Not Proven	**8**
Information/Complaint in nature	**13**
Data is Incomplete and the Whistleblower does not Provide Additional Information/Data Requested	**2**
In Process of Completion	**1**

TRANSPARENCY OF BAD GOVERNANCE PRACTICE

KB Bank continues to strive to strengthen proper GCG in order to maintain business sustainability and stakeholder trust. Every year, GCG implementation policies and mechanisms are evaluated and refined to remain in line with regulatory developments and best practices.

Awareness of the negative impacts of weak governance drives KB Bank to always comply with the main principles of GCG, namely transparency, accountability, independence, and fairness. With a strong commitment to good governance standards, KB Bank ensures that all of its operational activities are carried out in accordance with applicable regulations. The following is the implementation of the GCG principles applied:

No.	Information	Practice
1	Report on Company Activities that Pollute the Environment	None
2	Important cases being faced by the Bank, subsidiaries, members of the Board of Directors and/or members of the Board of Commissioners who are currently serving are not disclosed in the Annual Report	None
3	Non-compliance in disclosing the fulfillment of tax obligations	None
4	Inconsistency in the presentation of the Annual Report and Financial Reports with applicable regulations and SAK	None
5	Cases Related to Workers and Employees	None
6	There is no disclosure of operating segments in the Financial Report	None
7	There is a discrepancy between the Annual Report Book and the Digital Annual Report	None





KB Bank



Corporate Social Responsibility

CORPORATE SOCIAL RESPONSIBILITY GOVERNANCE

KB Bank is always committed to implementing the Corporate Social and Environmental Responsibility (CSR) program with a structured, systematic, integrated, and sustainable approach. This commitment is in line with the company's mission to provide optimal benefits for stakeholders, including shareholders, employees, and the wider community, while still prioritizing concern for the environment. KB Bank also supports the United Nations resolution on October 21, 2015, which has established the Sustainable Development Goals (SDGs) as a global agenda.

Fundamentally, the Bank's CSR commitment and implementation refer to the principles of Good Corporate Governance and Good Corporate Responsibility. The Bank's compliance with regulations covering economic, social, and environmental aspects is the main indicator in measuring the effectiveness of the CSR program.

The implementation of the KB Bank CSR program is also a form of support for various strategic initiatives, namely:

1. Indonesian government has signed the Paris Agreement, an agreement in the Framework Convention;
2. United Nations Framework Convention on Climate Change (UNFCCC), regarding greenhouse gas (GHG) emission mitigation, adaptation, and finance. Through the Paris Agreement, Indonesia is committed to supporting the reduction of climate change and preventing global warming. This implementation must be carried out together throughout the world by ensuring the implementation of development with low greenhouse gas (GHG) emissions and providing financing that is environmentally, socially and governance (ESG) sound;
3. Instructions from the President of the Republic of Indonesia, Financial Services Authority (OJK) Regulations and OJK Circulars regarding literacy and education as well as financial inclusion for the community;
4. National Strategy for Financial Inclusion (SNKI) which was inaugurated by the President of the Republic of Indonesia on 18 November 2016;
5. OJK Regulation no. 51/POJK.03/2017 regarding the implementation of Sustainable Finance for Financial Services Institutions, Issuers and Public Companies. Commitment to conducting CSR activities that support the implementation of sustainable finance.

KB Bank realizes that a financial institution has a moral obligation to provide benefits for the community, including increasing access for financial service to improve better economy, social conditions and quality of life. For this reason, KB Bank is committed in continuing the CSR program consistently to strive a balance between business growth and social contribution to create sustainable positive impacts.

KB Bank has formulated Sustainability Banking Principles as the main principles for managing the Company's activities in the aspects: customer, business strategy, banking operations, risk management, human capital and community development.

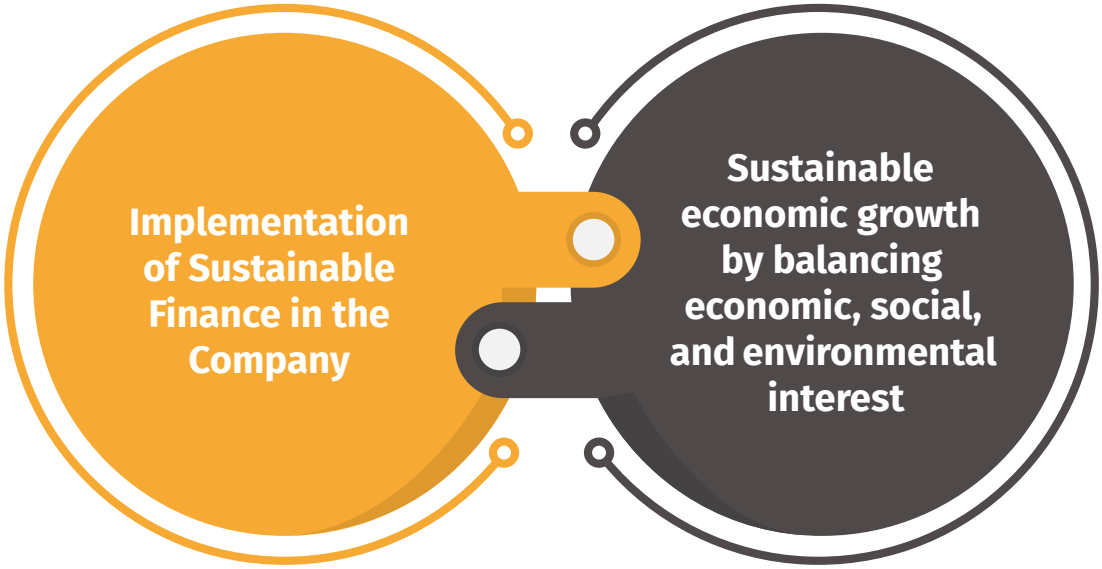

CSR PRINCIPLES AND LEGAL BASIS IN THE COMPANY

In general, the implementation of the KB Bank CSR program refers to applicable laws and regulations, including:

1. Law no. 40 of 2007 regarding Limited Liability Companies, especially Article 1 paragraph 3;
2. Law no. 8 of 1995 regarding Capital Markets;
3. Law no. 25 of 2007 regarding Capital Investment;
4. Law no. 32 of 2009 regarding Environmental Protection and Management;
5. Regulation of the Minister of Social Affairs of the Republic of Indonesia no. 13 of 2012 regarding the Business World Responsibility Forum in Implementing Social Welfare;
6. Government Regulation No. 47 of 2012 regarding Social and Environmental Responsibility;
7. Financial Services Authority Regulation no. 51/POJK.03/2017 regarding the Implementation of Sustainable Finance for Financial Services

CSR ORGANIZATION STRUCTURE OF THE COMPANY

The implementation of CSR activities is coordinated by the Communication Work Unit. The person responsible for managing the CSR program at KB Bank is in the Corporate Secretary Department under the supervision of the President Director. In its implementation, CSR activities are often conducted in collaboration with other departments, branch offices, KB Kookmin Bank, KB Financial Group, Subsidiary Companies, Baitul Maal KB Bank, KB Bank Club, KB Bank Employee Welfare Foundation, KB Bank Employee Cooperative, Mosque Council, or other institutions.

As of 31 December 2024, the organization structure of the KB Bank CSR is as follows:

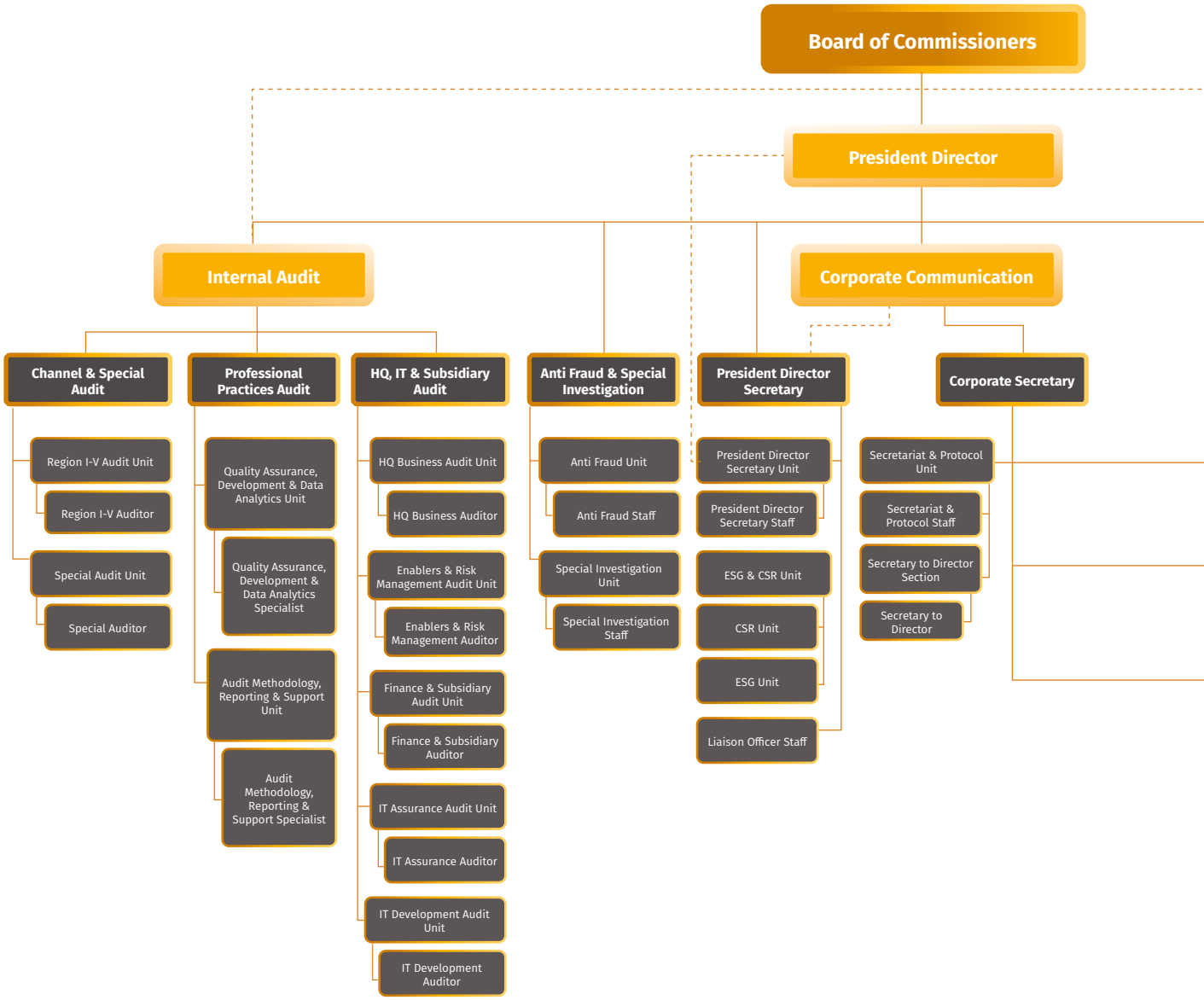

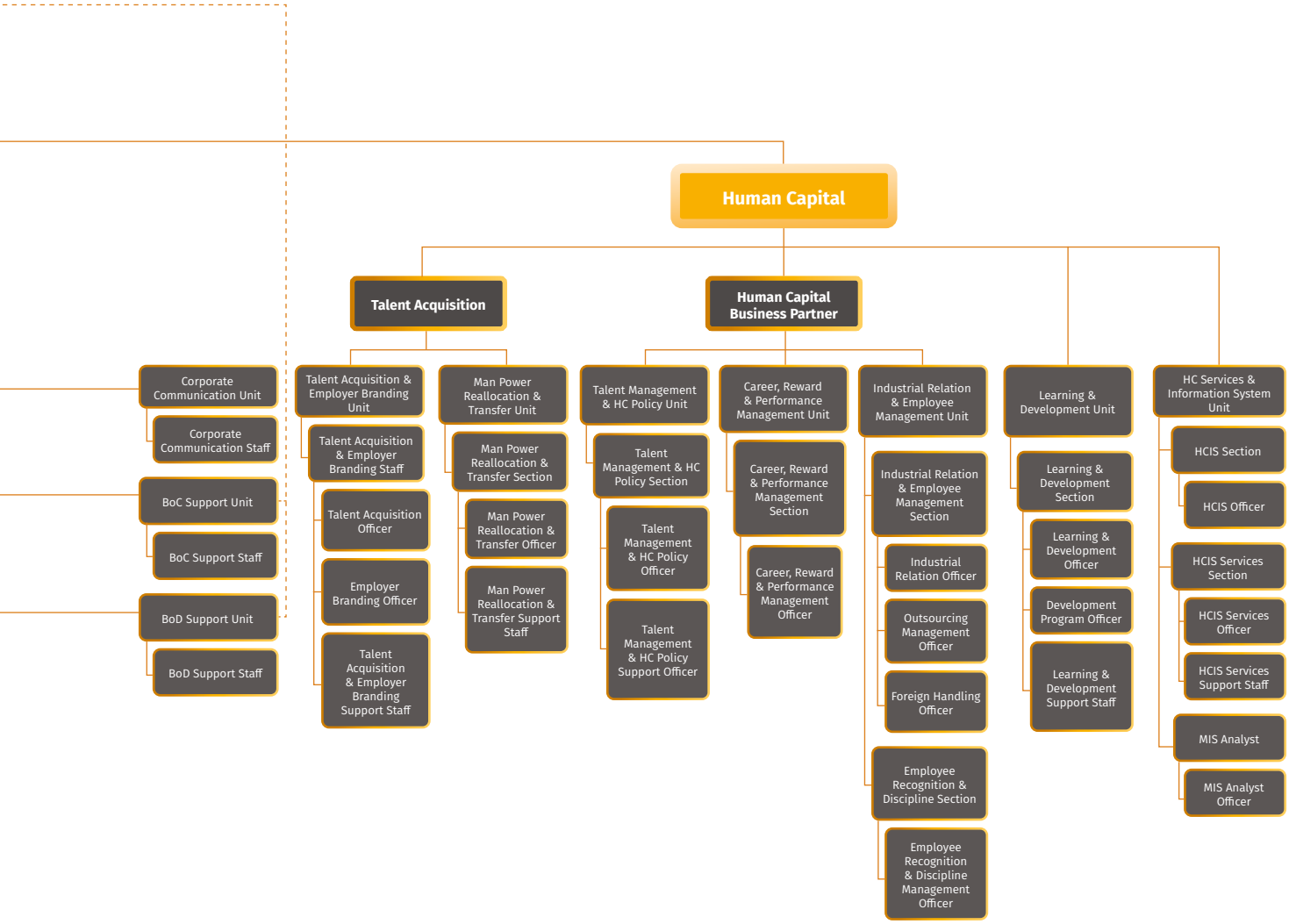
Human Capital
Talent Acquisition
Human Capital Business Partner
Corporate Communication Unit
Corporate Communication Staff
BoC Support Unit
BoC Support Staff
BoD Support Unit
BoD Support Staff
Talent Acquisition & Employer Branding Unit
Talent Acquisition & Employer Branding Staff
Talent Acquisition Officer
Employer Branding Officer
Talent Acquisition & Employer Branding Support Staff
Man Power Reallocation & Transfer Unit
Man Power Reallocation & Transfer Section
Man Power Reallocation & Transfer Officer
Man Power Reallocation & Transfer Support Staff
Talent Management & HC Policy Unit
Talent Management & HC Policy Section
Talent Management & HC Policy Officer
Talent Management & HC Policy Support Officer
Career, Reward & Performance Management Unit
Career, Reward & Performance Management Section
Career, Reward & Performance Management Officer
Industrial Relation & Employee Management Unit
Industrial Relation & Employee Management Section
Industrial Relation Officer
Outsourcing Management Officer
Foreign Handling Officer
Employee Recognition & Discipline Section
Employee Recognition & Discipline Management Officer
Learning & Development Unit
Learning & Development Section
Learning & Development Officer
Development Program Officer
Learning & Development Support Staff
HC Services & Information System Unit
HCIS Section
HCIS Officer
HCIS Services Section
HCIS Services Officer
HCIS Services Support Staff
MIS Analyst
MIS Analyst Officer

VISION AND MISSION OF CORPORATE SOCIAL RESPONSIBILITY

On the other hand, KB Bank has arranged the Sustainable Finance Roadmap Phase I to support the Bank's CSR program. This roadmap has resulted in various initiatives that act as a basis for encouraging changes of business actors' mindset. As an initial step, referring to the OJK guidelines, there are eight principles of Sustainable Finance introduced as guidelines for financial services institutions in implementing the Sustainable Finance Plan, namely:

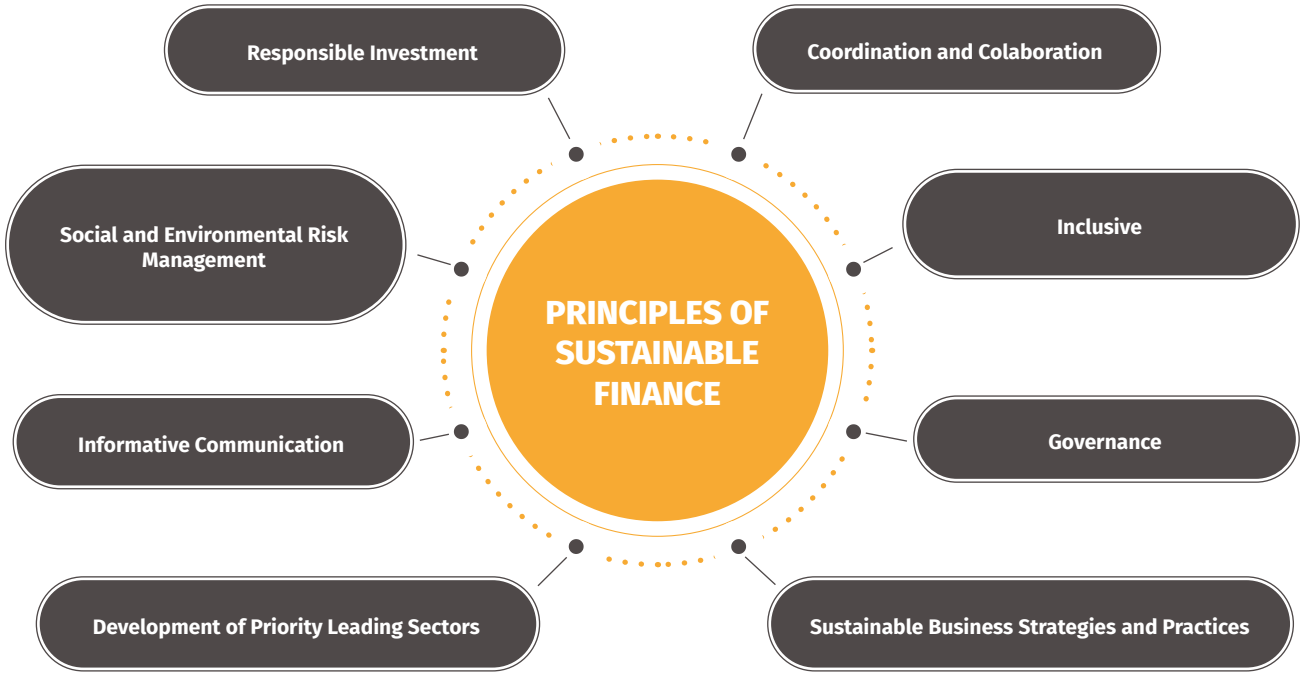

Referring to the guidelines, the Bank has formulated four main pillars in the Sustainable Finance Plan with the following objectives:

1. KB Bank Untuk Negeri aims to support the distribution of government program credit, financial inclusion, and improving the quality of human resources for Indonesian children.
2. KB Bank Care aims to increase the concern of KB Bank employees for the environment and natural resources in every step of the Bank's business and operational activities.
3. KB Bank Dari Kita Untuk Kita aims to support the development of quality and competitive internal KB Bank human resources.
4. KB Bank Satu aims to improve organizational adjustments by considering sustainable aspects related to social and environment.

To support the implementation of the Sustainable Finance Roadmap, the Bank continues to adhere to the main pillars that have been set by adjusting various supporting initiatives. The Sustainable Finance Roadmap Phase II focuses on the formation of a more comprehensive sustainable finance ecosystem, involving various stakeholders, and encouraging strengthening cooperation with external parties.

The Sustainable Finance Roadmap Phase II (2021-2025) is expected to be a guideline for the financial services sector and a reference for related Ministries/Institutions (K/L) in developing innovative financing schemes. Based on the Sustainable Finance Roadmap Phase II (2021-2025), the following are the main priorities in its development:

1. Development of a green taxonomy that aims to classify sustainable financing and investment activities in Indonesia. These 16 (sixteen) classifications are the basis for all stakeholders in Indonesia in sustainable economic activities.
2. Implementation of ESG (Environmental, Social, and Governance) aspects into risk management with the aim of increasing resilience and mitigating environmental and social risks that can affect the financial industry business process. This effort is carried out through reporting on environmental, social, and governance aspects, developing key performance indicators and supported by increasing the capacity of human resources as a whole.
3. Development of real programs is intended to provide successful examples of innovative development of green schemes to increase the role of the financial industry in sustainable financing. Implementation of real programs is carried out through collaboration with related ministries/

institutions and other stakeholders. This effort is in line with the development of the government's leading economic sectors and is the basis for developing a green financing scheme.

4. Innovation of sustainable financial products and services in order to accelerate the financial industry's transition towards sustainability is conducted by developing innovative schemes for financing/funding sustainable projects. Aspects that need to be considered in innovative schemes include information transparency, inclusiveness, expert support, long-term goals, and credibility.
5. A national campaign for sustainable finance that aims to build understanding of the importance of activities that consider environmental, social, and governance aspects. This effort is carried out through the formation of a communication strategy and various educational and socialization activities.

REALIZATION OF CSR FUND AND ACTIVITIES IN 2024

The implementation of CSR (Corporate Social Responsbility) program at KB Bank is carried out comprehensively and sustainably, covering the planning, implementation, and evaluation stages. Each program is designed based on mapping the social, economic, and environmental impacts resulting from the Bank's operational and business activities. This analysis is the basis for preparing a plan while still considering the Bank's capacity and sustainability.

As a form of commitment to CSR, in 2024 the Bank allocated a budget of IDR 900,000,000 to support various CSR initiatives. The funds are focused on four main areas, namely education, empowerment, society, social, and religion. In addition, in order to improve the competence of human resources, the Bank also budgets 3.5% of the Employment Cost (BTK). Besides, the Bank has allocated budgets of IDR 30,216,501,131 to develop better quality and competence of Human Resources development as part of efforts to develop more qualified and competitive human resources. This budget is divided into several categories, namely Mandatory Training, Non-Mandatory Training, and training operational budget.

In more detail, the following is the allocation of funds that have been budgeted by KB Bank to support the implementation of the CSR program and HR development throughout 2024. In the Mandatory Training category, the budget allocated for Certification Competencies is IDR 4,233,416,269 and Core Competencies is IDR 228,553,778, with a total of IDR 4,461,970,047. Meanwhile, in Non-Mandatory Training, the largest allocation is given to Technical Competencies of IDR 24,141,681,796, followed by Soft Competencies of IDR 180,003,770 and Managerial Competencies of IDR 31,474,895, with a total of IDR 24,353,160,461. In addition, the Bank also budgeted IDR 1,411,370,623 for training operations. With this allocation, the Bank is committed to improving HR competencies through various training programs that include technical, managerial, and certification skills in order to create a competitive and professional workforce, and also contribute significantly to improving community welfare and preserving the environment.

The following is more detailed information of funds allocation that have been budgeted by KB Bank to support the implementation of the TJSL program throughout 2024.

No.	Scope	Nominal
1	Education	IDR 130,000,000
2	Community Empowerment	IDR 50,000,000
3	Social	IDR 94,786,799
4	Religious Affairs	IDR 432,000,000

Align with the vision of sustainability initiated by the government, KB Bank's CSR program in 2024 is directed to contribute to realizing this vision. The implementation of the program continues to consider the dynamics of the national economy and the company's internal conditions so that its implementation runs effectively and sustainably.

In an effort to provide a broader positive impact, KB Bank presents various superior initiatives in the CSR program throughout 2024. These programs are designed to address social, economic, and environmental needs that are relevant to current developments, while strengthening the Bank's role in encouraging inclusive and sustainable development. Some of the main programs that are the focus in 2024 include:

No.	CSR Activity Type	Sustainable Development Goals	Explanation	Achievement
1	Distribution of Support for Ramadhan Activities (Iftar together) through Ar Ridho & Al Ikhlas Mosque.	SDGs No.2 – Zero Hunger	Budget Allocation IDR 147,000,000 Implementation period: March 13 – April 05, 2024	Distribution of Takjil and dinner for residents and drivers passing Ar Ridho & Al Ikhlas mosque area

No.	CSR Activity Type	Sustainable Development Goals	Explanation	Achievement
2	Distribution of Qurban animals to residents who are entitled to receive them around Cikoko, Teber, S.Parman, Darus Saadah Sentul Foundation and proposal submitted.	SDGs No.2 – Zero Hunger	Budget Allocation IDR 275,000,000 Implementation period: June 17, 2024	A total of 10 cows are distributed for Qurban
3	Support for the Social Service Activity "Blood Donation and Mass Circumcision" carried out by Alumni of SMP XIII Jakarta.	SDGs No. 3- Healthy Life and Well-Being	Budget Allocation IDR 20,000,000 Implementation Period: June 22, 2024	The purpose of this Social Service Program focuses on ensuring healthy lives and supporting well-being for all ages.
4	CSR Activity "Sharing Kindness with KB Bank Indonesia".	SDGs No.2 – Zero Hunger	Budget Allocation IDR 7,000,000 Implementation Period: October 12, 2024	This program aims to assist the government's program to reduce stunting rates in Indonesia while strengthening a culture of care among KB Bank employees and KBFG affiliates in Indonesia. The activity was carried out in a marginal area in Rawa Indah, North Jakarta.
5	Educational Scholarship Support for Ji Da Bin, a talented young football athlete of Indonesian-South Korean blood.	SDGs No. 4 – Quality Education	Budget Allocation IDR 100,000,000,- Implementation Period: October 18, 2024	Represents the values of innovation, hard work, and inclusivity which are in line with KB Bank's commitment to inspire the young generation of Indonesia.

STATEMENTS REGARDING CSR ACTIVITIES AS DISCLOSED IN THE SUSTAINABILITY REPORT

Information regarding KB Bank's Social and Environmental Responsibility (CSR) program in 2024 has been comprehensively disclosed in the Bank's Sustainability Report for the 2024 Financial Year which is presented separately. However, the information is an inseparable part of this Annual Report as directed by the Financial Services Authority Circular Letter No. 16/SEOJK.04/2021.

The contents of the KB Bank Sustainability Report for the 2024 Financial Year include the points as directed by SEOJK No. 16/SEOJK.04/2021, namely as follows:

1. Explanation of Sustainability Strategy;
2. Overview of Sustainability Aspects (economic, social, and environmental);
3. Brief Company Profile;
4. Explanation from the Board of Directors;
5. Sustainability Governance;
6. Sustainability Performance (economic, social, and environmental);
7. Written Verification from an Independent Party;
8. Readers' Feedback Sheet; And
9. Company Responses to Previous Year's Report Feedback.

The Bank's CSR program is always aligned with the company's vision and mission as stated in the RAKB which is implemented in a strategic, systematic, and sustainable manner. Apart from being expected to improve its corporate image, the CSR Bank program is also aimed at providing a positive impact on society and the environment in order to achieve the Sustainable Development Goals.





KB Bank



Financial Report

PT Bank KB Bukopin Tbk
Dan Entitas Anak/*And Subsidiaries*

Laporan Keuangan Konsolidasian/
Consolidated Financial Statements
Untuk Tahun-tahun yang Berakhir pada
Tanggal 31 Desember 2024 dan 2023/
For theYears Ended as at
December 31, 2024 and 2023

PT BANK KB BUKOPIN TBK DAN ENTITAS ANAK/*AND SUBSIDIARIES*
DAFTAR ISI/*TABLE OF CONTENTS*

	Halaman/ *Page*
Laporan Auditor Independen/*Independent Auditors' Report*	
Surat Pernyataan Direksi tentang Tanggung Jawab atas Laporan Keuangan Konsolidasian PT Bank KB Bukopin Tbk dan Entitas Anak untuk Tahun-tahun yang Berakhir 31 Desember 2024 dan 2023/ *The Directors' Statement on the Responsibility for Consolidated Financial Statements of PT Bank KB Bukopin Tbk and Subsidiaries for the Years Ended December 31, 2024 and 2023*	
LAPORAN KEUANGAN KONSOLIDASIAN - Untuk Tahun-tahun yang Berakhir 31 Desember 2024 dan 2023/ ***CONSOLIDATED FINANCIAL STATEMENTS -*** *For the Years Ended December 31, 2024 and 2023*	
Laporan Posisi Keuangan Konsolidasian/*Consolidated Statements of Financial Position*……	1-2
Laporan Laba Rugi dan Penghasilan Komprehensif Lain Konsolidasian/*Consolidated Statements of Profit or Loss and Other Comprehensive Income*……..	3-4
Laporan Perubahan Ekuitas Konsolidasian/*Consolidated Statements of Changes in Equity*……	5-6
Laporan Arus Kas Konsolidasian/*Consolidated Statements of Cash Flows*……	7-8
Catatan atas Laporan Keuangan Konsolidasian/*Notes to Consolidated Financial Statements*……..	9-224
Informasi Tambahan/*Additional Information*……..	225-233
	Lampiran/ *Attachment*
Laporan Posisi Keuangan Entitas Induk/*Statements of Financial Position of Parent Entity*…….	1
Laporan Laba Rugi dan Penghasilan Komprehensif Lain Entitas Induk/*Statements of Profit or Loss and Other Comprehensive Income of Parent Entity*……..	2
Laporan Perubahaan Ekuitas Entitas Induk/*Statements of Changes in Equity of Parent Entity*……..	3
Laporan Arus Kas Entitas Induk/*Statements of Cash Flows of Parent Entity*……	4
Pengungkapan Lainnya/*Other Disclosures*……	5

MIRAWATI SENSI IDRIS

Registered Public Accountants
Branch Business License No. 327/KM.1/2023

Branch Office:
EightyEight@Kasablanka Office, 20th Floor Unit A
Jl. Casablanca, Kav. 88, Menteng Dalam, Tebet
Jakarta Selatan - 12870
INDONESIA

T +62-21-2283 6086
F +62-21-2283 6096

MOORE

Laporan Auditor Independen

No. 00052/3.0478/AU.1/07/1671-4/1/III/2025

Pemegang Saham, Dewan Komisaris dan Direksi
PT Bank KB Bukopin Tbk

Opini

Kami telah mengaudit laporan keuangan konsolidasian PT Bank KB Bukopin Tbk dan entitas anaknya ("Grup"), yang terdiri dari laporan posisi keuangan konsolidasian tanggal 31 Desember 2024, serta laporan laba rugi dan penghasilan komprehensif lain konsolidasian, laporan perubahan ekuitas konsolidasian, dan laporan arus kas konsolidasian untuk tahun yang berakhir pada tanggal tersebut, serta catatan atas laporan keuangan konsolidasian, termasuk informasi kebijakan akuntansi material.

Menurut opini kami, laporan keuangan konsolidasian terlampir menyajikan secara wajar, dalam semua hal yang material, posisi keuangan konsolidasian Grup tanggal 31 Desember 2024, serta kinerja keuangan dan arus kas konsolidasian untuk tahun yang berakhir pada tanggal tersebut, sesuai dengan Standar Akuntansi Keuangan di Indonesia.

Basis Opini

Kami melaksanakan audit kami berdasarkan Standar Audit yang ditetapkan oleh Institut Akuntan Publik Indonesia. Tanggung jawab kami menurut standar tersebut diuraikan lebih lanjut dalam paragraf Tanggung Jawab Auditor terhadap Audit atas Laporan Keuangan Konsolidasian pada laporan kami. Kami independen terhadap Grup berdasarkan ketentuan etika yang relevan dalam audit kami atas laporan keuangan konsolidasian di Indonesia, dan kami telah memenuhi tanggung jawab etika lainnya berdasarkan ketentuan tersebut. Kami yakin bahwa bukti audit yang telah kami peroleh adalah cukup dan tepat untuk menyediakan suatu basis bagi opini audit kami.

Hal-hal Audit Utama

Hal-hal audit utama adalah hal-hal yang, menurut pertimbangan profesional kami, merupakan hal yang paling signifikan dalam audit kami atas laporan keuangan konsolidasian periode kini. Hal-hal tersebut disampaikan dalam konteks audit kami atas laporan keuangan konsolidasian secara keseluruhan, dan dalam merumuskan opini kami atas laporan keuangan konsolidasian terkait, kami tidak menyatakan suatu opini terpisah atas hal audit utama tersebut.

Independent Auditors' Report

No. 00052/3.0478/AU.1/07/1671-4/1/III/2025

The Shareholders, Boards of Commissioners and Directors
PT Bank KB Bukopin Tbk

Opinion

We have audited the consolidated financial statements of PT Bank KB Bukopin Tbk and its subsidiaries (the "Group"), which comprise the consolidated statement of financial position as at December 31, 2024, and the consolidated statement of profit or loss and other comprehensive income, consolidated statement of changes in equity and consolidated statement of cash flows for the year then ended, and notes to the consolidated financial statements, including material accounting policy information.

In our opinion, the accompanying consolidated financial statements present fairly, in all material respects, the consolidated financial position of the Group as at December 31, 2024, and its consolidated financial performance and consolidated cash flows for the year then ended, in accordance with Indonesian Financial Accounting Standards.

Basis for Opinion

We conducted our audit in accordance with Standards on Auditing established by the Indonesian Institute of Certified Public Accountants. Our responsibilities under those standards are further described in the Auditors' Responsibilities for the Audit of the Consolidated Financial Statements paragraph of our report. We are independent of the Group in accordance with the ethical requirements that are relevant to our audit of the consolidated financial statements in Indonesia, and we have fulfilled our other ethical responsibilities in accordance with these requirements. We believe that the audit evidence we have obtained is sufficient and appropriate to provide a basis for our opinion.

Key Audit Matters

Key audit matters are those matters that, in our professional judgment, were of most significance in our audit of the consolidated financial statements of the current period. These matters were addressed in the context of our audit of the consolidated financial statements as a whole, and in forming our opinion thereon, and we do not provide a separate opinion on these matters.

Hal-hal audit utama yang teridentifikasi dalam audit kami diuraikan sebagai berikut:

Penilaian atas Cadangan Kerugian Penurunan Nilai untuk Kredit yang Diberikan

Seperti yang telah disebutkan di Catatan 2 atas laporan keuangan konsolidasian, Grup mengklasifikasikan kredit yang diberikan yang diukur pada biaya perolehan menjadi 3 tahap/*stage* sesuai dengan peningkatan risiko kredit secara signifikan sejak pengakuan awalnya. Salah satu input yang relevan dalam penentuan stage adalah kualitas kredit yang ditentukan dengan mempertimbangkan faktor kualitatif dan kuantitatif sesuai dengan peraturan Otoritas Jasa Keuangan ("OJK") tentang penilaian kualitas aset.

Untuk kredit yang diberikan yang diukur pada biaya perolehan diamortisasi dan diklasifikasikan sebagai *Stage* 1, *Stage* 2 dan *Stage* 3 yang tidak dianggap signifikan secara individual, manajemen menghitung Kerugian Kredit Ekspektasian ("KKE") menggunakan pendekatan kolektif dengan model parameter risiko yang menggunakan beberapa parameter utama, antara lain *Probability of Default* ("PD"), *Loss Given Default* ("LGD"), *Exposure at Default* ("EAD"), dan tingkat diskonto setelah memperhitungkan informasi perkiraan masa depan, termasuk faktor makroekonomi.

Untuk kredit yang diberikan yang diukur pada biaya perolehan diamortisasi dan diklasifikasikan sebagai Stage 3 yang dianggap signifikan secara individual, manajemen menghitung KKE dengan mengestimasi arus kas ekspektasian dari kredit yang diberikan.

Seperti yang telah disebutkan di Catatan 9 atas laporan keuangan konsolidasian, Grup mengakui cadangan kerugian penurunan nilai menggunakan metode KKE untuk kredit yang diberikan pada tanggal 31 Desember 2024 sebesar Rp2.992.197 juta.

Cadangan kerugian penurunan nilai untuk kredit yang diberikan dianggap penting karena memerlukan penerapan pertimbangan kritikal manajemen dan penggunaan estimasi subjektif dalam menentukan jumlah cadangan kerugian penurunan nilai yang harus diakui dalam laporan keuangan konsolidasian. Pertimbangan dan estimasi ini diungkapkan dalam Catatan 2 atas laporan keuangan konsolidasian.

Untuk merespon hal audit utama ini, kami melakukan prosedur-prosedur berikut:

- Kami menguji desain dan efektivitas pengoperasian pengendalian utama di seluruh proses siklus kredit yang diberikan, dibantu oleh spesialis teknologi informasi kami, dan menilai metodologi pengukuran penurunan nilai, validasi model penyisihan kerugian penurunan nilai, input, dasar dan asumsi yang digunakan oleh Grup dalam menghitung penyisihan kerugian penurunan nilai.

The key audit matters identified in our audit is outlined as follows:

Assessment of the Allowances for Impairment Losses for Loans

As discussed in Note 2 to the consolidated financial statements, the Group classifies loans measured at amortized cost into 3 stages in accordance with its significant increase in credit risk since their initial recognition. One of the relevant inputs for determining the stages is the credit rating which is defined by considering qualitative and quantitative factors based on Financial Services Authority ("FSA") regulation on determining asset quality.

For loans measured at amortized cost and classified as Stage 1, Stage 2 and Stage 3 which are not considered individually significant, management calculates Expected Credit Loss ("ECL") using collective approach with the risk parameter modelling that incorporates a number of key parameters, including the Probability of Default ("PD"), Loss Given Default ("LGD"), Exposure at Default ("EAD"), and discount rate after taking into consideration forward-looking information, including macroeconomic factors.

For loans measured at amortized cost and classified as Stage 3 which are considered individually significant, management assesses ECL by estimating the expected future cash flow from the loans.

As discussed in Note 9 to the consolidated financial statements, the Group recognized an allowance for impairment losses using ECL impairment model for loans as at December 31, 2024 amounting to Rp2,992,197 million.

The allowance for impairment losses for loans is considered as a matter of significance as it requires the application of critical management judgment and use of subjective estimates in determining how much allowance for impairment loss is required to be recognized in the consolidated financial statements. These judgments and estimates are disclosed in Note 2 to the consolidated financial statements.

To address this key audit matter, we performed the following procedures:

- We tested the design and operating effectiveness of key controls across the loan cycle processes, as assisted by our information technology specialist, and assessed the impairment measurement methodologies, validation of allowance for impairment losses models, inputs, basis and assumptions used by the Group in calculating the allowance for impairment losses.

- Kami menilai estimasi arus kas masa depan pada sampel pinjaman yang dinilai secara individual dengan membandingkan asumsi yang dibuat dengan informasi yang diperoleh dari sumber internal dan eksternal dan menilai keandalan informasi yang digunakan dalam estimasi, berdasarkan informasi pasar yang tersedia atau penilaian yang disiapkan oleh penilai independen.
- Kami melibatkan profesional di bidang risiko kredit dan teknologi informasi dengan keterampilan khusus, pengetahuan industri, dan pengalaman relevan yang membantu dalam mengevaluasi metodologi dan penilaian utama yang digunakan dalam menentukan parameter PD dan LGD, mengevaluasi bagaimana faktor-faktor forward-looking digabungkan dalam model ECL kolektif dan menghitung ulang penilaian penurunan nilai secara kolektif berdasarkan sampel.
- Kami melakukan prosedur loan review, berdasarkan sampel minimal 70% dari total pinjaman dan menyertakan setidaknya 25 debitur terbesar dalam portofolio, untuk mengevaluasi apakah kualitas kredit telah dinilai dengan baik oleh Grup.

- We assessed the estimates of future cash flows on a sample of individually assessed loans by comparing assumptions made with information obtained from internal and external sources and assessing the reliability of information used in the estimates, based on available market information or valuation prepared by independent valuer.
- We involved credit risk and information technology professionals with specialized skills, industry knowledge and relevant experience who assisted in evaluating the methodology and key judgments used in determining the PD and LGD parameters, evaluating how forward-looking factors was incorporated in the collective ECL model and recalculating the collective impairment assessment on a sample basis.
- We performed loan review procedures, on a sample basis of minimum 70% of the total loans and include at least the top 25 of the biggest debtors in the portfolio, to evaluate whether the credit rating has been properly assessed by the Group.

Pengukuran Nilai Wajar Instrumen Keuangan Level 2

Seperti yang telah disebutkan di Catatan 2 atas laporan keuangan konsolidasian, Grup mengklasifikasikan instrumen keuangan yang diukur pada nilai wajar dengan menggunakan teknik penilaian dimana nilai diperoleh dari harga yang dapat diobservasi (atau input untuk model penilaian) selain dari harga kuotasi yang termasuk dalam level 1. Oleh karena itu, penilaian atas instrumen keuangan level 2 memerlukan tingkat pertimbangan yang lebih tinggi. Nilai wajar atas instrumen keuangan ini diukur dengan model penilaian yang dikembangkan secara internal.

Untuk mengukur nilai wajar dari instrumen keuangan tersebut, Grup menggunakan model arus kas yang didiskontokan. Model ini menggunakan berbagai masukan dan asumsi, bergantung pada sifat instrumen keuangan.

Seperti yang telah disebutkan di Catatan 46 atas laporan keuangan konsolidasian, nilai wajar instrumen tersebut pada tanggal 31 Desember 2024 sebesar Rp7.192.497 juta.

Penilaian wajar instrumen keuangan Grup dianggap sebagai hal audit utama karena penggunaan masukan dari sumber eksternal dalam menghitung nilai pasar dari instrumen keuangan tersebut.

Untuk merespon hal audit utama ini, kami melakukan prosedur-prosedur berikut:

- Kami menguji desain dan efektivitas pengoperasian pengendalian utama di seluruh proses penilaian instrumen keuangan Grup yang diukur pada nilai wajar.
- Kami mengevaluasi apakah harga nilai wajar sudah sesuai dengan menilai teknik penilaian dan masukan signifikan yang tidak dapat diobservasi secara langsung di pasar aktif, yang digunakan dalam penilaian instrumen.
- Kami mereviu formula yang digunakan dalam penilaian nilai wajar.

Measurement of Level 2 Financial Instruments

As discussed in Note 2 to the consolidated financial statements, the Group classifies financial instrument measured at fair value using valuation techniques where values are derived from observable prices (or inputs to valuation models) other than quoted prices included within Level 1. The valuation of the Level 2 financial instruments therefore requires a higher degree of judgment. The fair value of this financial instrument is measured by the internally developed valuation models.

In order to measure the fair value of these financial instruments, the Group uses discounted cash flow model. This model use various inputs and assumptions, depending on the nature of the financial instrument.

As discussed in Note 46 to the consolidated financial statements, the fair value of such instrument as at December 31, 2024 amounted to Rp7,192,497 million.

The fair valuation of financial instruments of the Group is considered a key audit matter due to the use of inputs from external sources in computing the market values of these financial instruments.

To address this key audit matter, we performed the following procedures:

- We tested the design and operating effectiveness of key controls across the valuation process of the Group's financial instruments measured at fair value.
- We evaluated whether the fair value prices were appropriate by assessing the valuation technique and significant unobservable inputs which are not directly observable in the market, that are used on the valuation of the instrument.
- We reviewed the formula used in the fair value valuation.

Informasi Lain

Manajemen bertanggung jawab atas informasi lain. Informasi lain terdiri dari informasi yang tercantum dalam Laporan Tahunan pada tanggal 31 Desember 2024 dan untuk tahun yang berakhir pada tanggal tersebut, tetapi tidak termasuk laporan keuangan konsolidasian dan laporan auditor kami. Laporan Tahunan diharapkan akan tersedia bagi kami setelah tanggal laporan auditor ini.

Opini kami atas laporan keuangan konsolidasian tidak mencakup informasi lain, dan oleh karena itu, kami tidak menyatakan bentuk keyakinan apapun atas informasi lain tersebut.

Sehubungan dengan audit kami atas laporan keuangan konsolidasian, tanggung jawab kami adalah untuk membaca informasi lain yang teridentifikasi diatas, jika tersedia dan, dalam melaksanakannya, mempertimbangkan apakah informasi lain mengandung ketidakkonsistensian material dengan laporan keuangan konsolidasian atau pemahaman yang kami peroleh selama audit, atau mengandung kesalahan penyajian material.

Ketika kami membaca Laporan Tahunan, jika kami menyimpulkan bahwa terdapat suatu kesalahan penyajian material di dalamnya, kami diharuskan untuk mengomunikasikan hal tersebut kepada pihak yang bertanggung jawab atas tata kelola dan mengambil tindakan tepat berdasarkan Standar Audit yang ditetapkan oleh Institut Akuntan Publik Indonesia.

Tanggung Jawab Manajemen dan Pihak yang Bertanggung Jawab atas Tata Kelola terhadap Laporan Keuangan Konsolidasian

Manajemen bertanggung jawab atas penyusunan dan penyajian wajar laporan keuangan konsolidasian tersebut sesuai dengan Standar Akuntansi Keuangan di Indonesia, dan atas pengendalian internal yang dianggap perlu oleh manajemen untuk memungkinkan penyusunan laporan keuangan konsolidasian yang bebas dari kesalahan penyajian material, baik yang disebabkan oleh kecurangan maupun kesalahan.

Dalam penyusunan laporan keuangan konsolidasian, manajemen bertanggung jawab untuk menilai kemampuan Grup dalam mempertahankan kelangsungan usahanya, mengungkapkan, sesuai dengan kondisinya, hal-hal yang berkaitan dengan kelangsungan usaha, dan menggunakan basis akuntansi kelangsungan usaha, kecuali manajemen memiliki intensi untuk melikuidasi Grup atau menghentikan operasi, atau tidak memiliki alternatif yang realistis selain melaksanakannya.

Pihak yang bertanggung jawab atas tata kelola bertanggung jawab untuk mengawasi proses pelaporan keuangan Grup.

Other Information

Management is responsible for the other information. The other information comprises the information included in the Annual Report as at December 31, 2024 and for the year then ended, but does not include the consolidated financial statements and our auditors' report thereon. The Annual Report is expected to be made available to us after the date of this auditors' report.

Our opinion on the consolidated financial statements does not cover the other information and we do not express any form of assurance conclusion thereon.

In connection with our audit of the consolidated financial statements, our responsibility is to read the other information identified above when it becomes available and, in doing so, consider whether the other information is materially inconsistent with the consolidated financial statements or our knowledge obtained in the audit, or otherwise appears to be materially misstated.

When we read the Annual Report, if we conclude that there is a material misstatement therein, we are required to communicate the matter to those charged with governance and take appropriate actions in accordance with Standards on Auditing established by the Indonesian Institute of Certified Public Accountants.

Responsibilities of Management and Those Charged with Governance for the Consolidated Financial Statements

Management is responsible for the preparation and fair presentation of the consolidated financial statements in accordance with Indonesian Financial Accounting Standards, and for such internal control as management determines is necessary to enable the preparation of the consolidated financial statements that are free from material misstatement, whether due to fraud or error.

In preparing the consolidated financial statements, management is responsible for assessing the Group's ability to continue as a going concern, disclosing, as applicable, matters related to going concern and using the going concern basis of accounting unless management either intends to liquidate the Group or to cease operations, or has no realistic alternative but to do so.

Those charged with governance are responsible for overseeing the Group's financial reporting process.

Tanggung Jawab Auditor terhadap Audit atas Laporan Keuangan Konsolidasian

Tujuan kami adalah untuk memeroleh keyakinan memadai tentang apakah laporan keuangan konsolidasian secara keseluruhan bebas dari kesalahan penyajian material, baik yang disebabkan oleh kecurangan maupun kesalahan, dan untuk menerbitkan laporan auditor yang mencakup opini kami. Keyakinan memadai merupakan suatu tingkat keyakinan tinggi, namun bukan merupakan suatu jaminan bahwa audit yang dilaksanakan berdasarkan Standar Audit akan selalu mendeteksi kesalahan penyajian material ketika hal tersebut ada. Kesalahan penyajian dapat disebabkan oleh kecurangan maupun kesalahan dan dianggap material jika, baik secara individual maupun secara agregat, dapat diekspektasikan secara wajar akan memengaruhi keputusan ekonomi yang diambil oleh pengguna berdasarkan laporan keuangan konsolidasian tersebut.

Sebagai bagian dari suatu audit berdasarkan Standar Audit, kami menerapkan pertimbangan profesional dan mempertahankan skeptisisme profesional selama audit. Kami juga:

- Mengidentifikasi dan menilai risiko kesalahan penyajian material dalam laporan keuangan konsolidasian, baik yang disebabkan oleh kecurangan maupun kesalahan, mendesain dan melaksanakan prosedur audit yang responsif terhadap risiko tersebut, serta memeroleh bukti audit yang cukup dan tepat untuk menyediakan basis bagi opini kami. Risiko tidak terdeteksinya kesalahan penyajian material yang disebabkan oleh kecurangan lebih tinggi dari yang disebabkan oleh kesalahan, karena kecurangan dapat melibatkan kolusi, pemalsuan, penghilangan secara sengaja, pernyataan salah, atau pengabaian pengendalian internal.
- Memeroleh suatu pemahaman tentang pengendalian internal yang relevan dengan audit untuk mendesain prosedur audit yang tepat sesuai dengan kondisinya, tetapi bukan untuk tujuan menyatakan opini atas keefektivitasan pengendalian internal Grup.
- Mengevaluasi ketepatan kebijakan akuntansi yang digunakan serta kewajaran estimasi akuntansi dan pengungkapan terkait yang dibuat oleh manajemen.
- Menyimpulkan ketepatan penggunaan basis akuntansi kelangsungan usaha oleh manajemen dan, berdasarkan bukti audit yang diperoleh, apakah terdapat suatu ketidakpastian material yang terkait dengan peristiwa atau kondisi yang dapat menyebabkan keraguan signifikan atas kemampuan Grup untuk mempertahankan kelangsungan usahanya. Ketika kami menyimpulkan bahwa terdapat suatu ketidakpastian material, kami diharuskan untuk menarik perhatian dalam laporan auditor kami ke pengungkapan terkait dalam laporan keuangan konsolidasian atau, jika pengungkapan tersebut tidak memadai, harus menentukan apakah perlu untuk memodifikasi opini kami. Kesimpulan kami didasarkan pada bukti audit yang diperoleh hingga tanggal laporan auditor kami. Namun, peristiwa atau kondisi masa depan dapat menyebabkan Grup tidak dapat mempertahankan kelangsungan usaha.

Auditors' Responsibilities for the Audit of the Consolidated Financial Statements

Our objectives are to obtain reasonable assurance about whether the consolidated financial statements as a whole are free from material misstatement, whether due to fraud or error, and to issue an auditors' report that includes our opinion. Reasonable assurance is a high level of assurance, but is not a guarantee that an audit conducted in accordance with Standards on Auditing will always detect a material misstatement when it exists. Misstatements can arise from fraud or error and are considered material if, individually or in the aggregate, they could reasonably be expected to influence the economic decisions of users taken on the basis of these consolidated financial statements.

As part of an audit in accordance with Standards on Auditing, we exercise professional judgment and maintain professional skepticism throughout the audit. We also:

- Identify and assess the risks of material misstatement of the consolidated financial statements, whether due to fraud or error, design and perform audit procedures responsive to those risks, and obtain audit evidence that is sufficient and appropriate to provide a basis for our opinion. The risk of not detecting a material misstatement resulting from fraud is higher than for one resulting from error, as fraud may involve collusion, forgery, intentional omissions, misrepresentations, or the override of internal control.
- Obtain an understanding of internal control relevant to the audit in order to design audit procedures that are appropriate in the circumstances, but not for the purpose of expressing an opinion on the effectiveness of the Group's internal control.
- Evaluate the appropriateness of accounting policies used and the reasonableness of accounting estimates and related disclosures made by management.
- Conclude on the appropriateness of management's use of the going concern basis of accounting and, based on the audit evidence obtained, whether a material uncertainty exists related to events or conditions that may cast significant doubt on the Group's ability to continue as a going concern. If we conclude that a material uncertainty exists, we are required to draw attention in our auditors' report to the related disclosures in the consolidated financial statements or, if such disclosures are inadequate, to modify our opinion. Our conclusions are based on the audit evidence obtained up to the date of our auditors' report. However, future events or conditions may cause the Group to cease to continue as a going concern.

- Mengevaluasi penyajian, struktur, dan isi laporan keuangan konsolidasian secara keseluruhan, termasuk pengungkapannya, dan apakah laporan keuangan konsolidasian mencerminkan transaksi dan peristiwa yang mendasarinya dengan suatu cara yang mencapai penyajian wajar.
- Memeroleh bukti audit yang cukup dan tepat terkait informasi keuangan entitas atau aktivitas bisnis dalam Grup untuk menyatakan opini atas laporan keuangan konsolidasian. Kami bertanggung jawab atas arahan, supervisi, dan pelaksanaan audit grup. Kami tetap bertanggung jawab sepenuhnya atas opini audit kami.

Kami mengomunikasikan kepada pihak yang bertanggung jawab atas tata kelola mengenai, antara lain, ruang lingkup dan waktu pelaksanaan audit, serta temuan audit signifikan, termasuk setiap defisiensi signifikan dalam pengendalian internal yang teridentifikasi oleh kami selama audit.

Kami juga memberikan suatu pernyataan kepada pihak yang bertanggung jawab atas tata kelola bahwa kami telah mematuhi ketentuan etika yang relevan mengenai independensi, dan mengomunikasikan seluruh hubungan, serta hal-hal lain yang dianggap secara wajar berpengaruh terhadap independensi kami, dan, jika relevan, pengamanan terkait.

Dari hal-hal yang dikomunikasikan kepada pihak yang bertanggung jawab atas tata kelola, kami menentukan hal-hal tersebut yang paling signifikan dalam audit atas laporan keuangan konsolidasian periode kini dan oleh karenanya menjadi hal-hal audit utama. Kami menguraikan hal-hal audit utama dalam laporan auditor kami, kecuali peraturan perundang-undangan melarang pengungkapan publik tentang hal tersebut atau ketika, dalam kondisi yang sangat jarang terjadi, kami menemukan bahwa suatu hal tidak boleh dikomunikasikan dalam laporan kami karena konsekuensi merugikan dari mengomunikasikan hal tersebut akan diekspektasikan secara wajar melebihi manfaat kepentingan publik atas komunikasi tersebut.

- Evaluate the overall presentation, structure and content of the consolidated financial statements, including the disclosures, and whether the consolidated financial statements represent the underlying transactions and events in a manner that achieves fair presentation.
- Obtain sufficient appropriate audit evidence regarding the financial information of the entities or business activities within the Group to express an opinion on the consolidated financial statements. We are responsible for the direction, supervision and performance of the group audit. We remain solely responsible for our audit opinion.

We communicate with those charged with governance regarding, among other matters, the planned scope and timing of the audit and significant audit findings, including any significant deficiencies in internal control that we identify during our audit.

We also provide those charged with governance with a statement that we have complied with relevant ethical requirements regarding independence, and to communicate with them all relationships and other matters that may reasonably be thought to bear on our independence, and where applicable, related safeguards.

From the matters communicated with those charged with governance, we determine those matters that were of most significance in the audit of the consolidated financial statements of the current period and are therefore the key audit matters. We describe these matters in our auditors' report unless law or regulation precludes public disclosure about the matter or when, in extremely rare circumstances, we determine that a matter should not be communicated in our report because the adverse consequences of doing so would reasonably be expected to outweigh the public interest benefits of such communication.

MIRAWATI SENSI IDRIS

00052

Denny Susanto
Registrasi Akuntan Publik No. AP. 1671/
Public Accountant Registration No. AP. 1671

12 Maret 2025/*March 12, 2025*

KB Bank
PT. Bank KB Bukopin, Tbk.
KB Bank Head Office, Jl. MT. Haryono Kav. 50-51 Jakarta Selatan - Indonesia 12770
P. (+62)21 7988266, 7989837 F. (+62)21 7980625, 7986244
www.kbbank.co.id

SURAT PERNYATAAN DIREKSI TENTANG TANGGUNG JAWAB ATAS LAPORAN KEUANGAN KONSOLIDASIAN TANGGAL 31 DESEMBER 2024 DAN UNTUK TAHUN YANG BERAKHIR PADA TANGGAL TERSEBUT PT BANK KB BUKOPIN TBK DAN ENTITAS ANAK

Kami yang bertanda tangan dibawah ini:

1	Nama	:	Woo Yeul Lee
	Alamat Kantor	:	Jalan MT Haryono Kav 50-51 Jakarta Selatan - 12770
	Alamat rumah	:	Apartement – The Capital Residence Tower 2 / Unit 2AB, Sudirman Central Business District, Lot 24., Jl. Jend. Sudirman KAV 52-53, Jakarta Selatan
	Nomor telepon	:	021 – 7989837
	Jabatan	:	Direktur Utama
2	Nama	:	Jang Hyuk Im
	Alamat Kantor	:	Jalan MT Haryono Kav 50-51 Jakarta Selatan - 12770
	Alamat domisili	:	Ashta Residence District 8 Sudirman Central Business District, No 12EF, Jl. Jend Sudirman Kav 52-53 Kec. Kebayoran Baru Jakarta Selatan
	Nomor telepon	:	021 – 7988266
	Jabatan	:	Direktur

menyatakan bahwa:

1. Kami bertanggung jawab atas penyusunan dan penyajian laporan keuangan konsolidasian PT Bank KB Bukopin Tbk dan entitas anak;
2. Laporan keuangan konsolidasian PT Bank KB Bukopin Tbk dan entitas anak telah disusun dan disajikan sesuai dengan Standar Akuntansi Keuangan di Indonesia;
3. a. Semua informasi dalam laporan keuangan konsolidasian PT Bank KB Bukopin Tbk dan entitas anak telah diungkapkan secara lengkap dan benar;
   b. Laporan keuangan konsolidasian PT Bank KB Bukopin Tbk dan entitas anak tidak mengandung informasi atau fakta material yang tidak benar, dan tidak menghilangkan informasi atau fakta material;
4. Kami bertanggung jawab atas sistem pengendalian internal PT Bank KB Bukopin Tbk dan entitas anak.

Demikian pernyataan ini dibuat dengan sebenarnya.

BOARD OF DIRECTORS' STATEMENT REGARDING THE RESPONSIBILITY FOR THE CONSOLIDATED FINANCIAL STATEMENTS AS AT DECEMBER 31, 2024 AND FOR THE YEAR THEN ENDED PT BANK KB BUKOPIN TBK AND ITS SUBSIDIARIES

We, the undersigned:

1	*Name*	:	*Woo Yeul Lee*
	Office Address	:	*Jalan MT Haryono Kav 50-51 Jakarta Selatan - 12770*
	Domicile Address	:	*Apartement – The Capital Residence Tower 2 / Unit 2AB Sudirman Central Business District, Lot 24., Jl. Jend. Sudirman KAV 52-53, Jakarta Selatan*
	Phone Number	:	*021 – 7989837*
	Title	:	*Direktur Utama*
2	*Name*	:	*Jang Hyuk Im*
	Office Address	:	*Jalan MT Haryono Kav 50-51 Jakarta Selatan - 12770*
	Domicile Address	:	*Ashta Residence District 8 Sudirman Central Business District, No 12EF, Jl. Jend Sudirman Kav 52-53 Kec. Kebayoran Baru Jakarta Selatan*
	Phone Number	:	*021 - 7988266*
	Title	:	*Director*

declare that:

1. *We are responsible for the preparation and presentation of the consolidated financial statements of PT Bank KB Bukopin Tbk and its subsidiaries;*
2. *The consolidated financial statements of PT Bank KB Bukopin Tbk and its subsidiaries have been prepared and presented in accordance with Indonesian Financial Accounting Standards;*
3. *a. All information in the consolidated financial statements of PT Bank KB Bukopin Tbk and its subsidiaries have been disclosed in a complete and truthful manner;*
   b. The consolidated financial statements of PT Bank KB Bukopin Tbk and its subsidiaries do not contain any incorrect information or material facts, nor do they omit any information or material facts;
4. *We are responsible for PT Bank KB Bukopin Tbk and its subsidiaries internal control systems.*

This statement has been made truthfully

Atas nama dan mewakili Direksi/*For and on behalf of the Board of Directors*

Jakarta, 12 Maret 2025/*March 12, 2025*



Woo Yeul Lee
Direktur Utama/
President Director

Jang Hyuk Im
Direktur/
Director

PT BANK KB BUKOPIN TBK
DAN ENTITAS ANAK
Laporan Posisi Keuangan Konsolidasian
Tanggal 31 Desember 2024
(Angka-angka disajikan dalam jutaan Rupiah, kecuali dinyatakan lain)

PT BANK KB BUKOPIN TBK
AND SUBSIDIARIES
Consolidated Statements of Financial Position
As at December 31, 2024
(Figures are presented in million Rupiah, unless otherwise stated)

	2024	Catatan/ *Notes*	2023	
ASET				**ASSETS**
Kas	369.083	3,46,51	289.184	Cash
Giro pada Bank Indonesia	2.672.478	4,46,51	3.205.619	Current accounts with Bank Indonesia
Giro pada bank lain:		5,46,38		Current accounts with other banks:
Pihak berelasi	10.585		6.377	Related party
Pihak ketiga	386.552		336.504	Third parties
Dikurangi: Cadangan kerugian penurunan nilai	(300)		(300)	Less: Allowance for impairment losses
Giro pada bank lain - neto	396.837		342.581	Current accounts with other banks - net
Penempatan pada Bank Indonesia dan bank lain:		6,46,51		Placements with Bank Indonesia and other banks:
Pihak ketiga	2.798.303		2.133.567	Third parties
Surat-surat berharga:		7,46,51		Marketable securities:
Diukur pada nilai wajar melalui laba rugi	7.467.153		5.322.930	Fair value through profit or loss
Diukur pada nilai wajar melalui penghasilan komprehensif lain	4.345.452		3.067.387	Fair value through other comprehensive income
Diukur pada biaya perolehan diamortisasi	9.954.506		9.145.932	Measured at amortized cost
	21.767.111		17.536.249	
Dikurangi: Cadangan kerugian penurunan nilai	(280)		(109)	Less: Allowance for impairment losses
Surat-surat berharga - neto	21.766.831		17.536.140	Marketable securities - net
Surat-surat berharga yang dibeli dengan janji dijual kembali - neto	-	8,46,51	2.572.152	Marketable securities purchased with agreements to resell - net
Tagihan derivatif	12.054	11,46,51	3.040	Derivative receivables
Kredit yang diberikan dan pembiayaan/piutang syariah:		9,40,46,51		Loans and sharia financing/receivables:
Pihak berelasi	339.983	38	641.005	Related parties
Pihak ketiga	47.187.503		48.777.611	Third parties
Dikurangi: Cadangan kerugian penurunan nilai	(2.992.197)		(3.582.834)	Less: Allowance for impairment losses
Kredit yang diberikan dan pembiayaan/piutang syariah - neto	44.535.289		45.835.782	Loans and sharia financing/receivables - net
Tagihan akseptasi	84.279	10,40,46	132.577	Acceptance receivables
Dikurangi: Cadangan kerugian penurunan nilai	(1.200)		(1.613)	Less: Allowance for impairment losses
Tagihan akseptasi - neto	83.079		130.964	Acceptance receivables - net
Penyertaan saham	15	12,46	15	Investments in shares
Aset tetap dan aset hak guna	4.776.998	13	4.646.734	Fixed assets and right of use assets
Dikurangi: Akumulasi penyusutan	(1.456.694)		(1.413.059)	Less: Accumulated depreciation
Aset tetap dan aset hak guna - neto	3.320.304		3.233.675	Fixed assets and right of use assets - net
Aset pajak tangguhan - neto	1.258.561	21	2.670.543	Deferred tax assets - net
Aset takberwujud	636.119	14	635.815	Intangible assets
Dikurangi: Akumulasi amortisasi dan penurunan nilai	(365.312)		(350.230)	Less: Accumulated amortization and impairment losses
Aset tak berwujud - neto	270.807		285.585	Intangible assets - net
Aset lain-lain - neto	5.591.657	15,46,51	6.068.453	Other assets - net
TOTAL ASET	**83.075.298**		**84.307.300**	**TOTAL ASSETS**

Lihat Catatan atas laporan keuangan konsolidasian yang merupakan bagian yang tidak terpisahkan dari laporan keuangan konsolidasian.

See accompanying Notes to the consolidated financial statements which are an integral part of the consolidated financial statements.

	2024	Catatan/ *Notes*	2023	
LIABILITAS DAN EKUITAS				**LIABILITIES AND EQUITY**
LIABILITAS				**LIABILITIES**
Liabilitas segera	401.263	16,46,51	431.402	Liabilities immediately payable
Simpanan nasabah:		17,18,19,46,51		Deposits from customers:
Giro:		17		Demand deposits:
Pihak berelasi	3.203	38	9.094	Related parties
Pihak ketiga	6.286.045		3.168.554	Third parties
Tabungan :		18		Saving deposits:
Pihak berelasi	45.260	38	18.491	Related parties
Pihak ketiga	6.870.242		6.854.693	Third parties
Deposito berjangka:		19		Time deposits:
Pihak berelasi	42.412	38	40.311	Related parties
Pihak ketiga	33.345.996		34.698.000	Third parties
Simpanan dari bank lain:		20,46		Deposits from other banks:
Pihak berelasi	2.710.649	38	7.699.413	Related parties
Pihak ketiga	170.537		187.308	Third parties
Surat-surat berharga yang dijual dengan janji dibeli kembali - neto	3.739.878	22,46	219.631	Marketable securities sold with agreements to repurchase - net
Liabilitas derivatif	3.641	11,51,46	808	Derivative payables
Liabilitas akseptasi	84.279	10,46,51	132.577	Acceptance payables
Pinjaman yang diterima:		23,46,51		Borrowings:
Pihak berelasi	6.557.175	38	6.544.886	Related parties
Pihak ketiga	7.363.469		5.159.606	Third parties
Surat berharga yang diterbitkan	5.790.158	24,46	3.397.588	Marketable securities issued
Utang pajak	60.903	21a	64.635	Tax payables
Liabilitas lain-lain	1.638.402	26,51	1.570.140	Other liabilities
TOTAL LIABILITAS	**75.113.512**		**70.197.137**	**TOTAL LIABILITIES**
EKUITAS YANG DAPAT DIATRIBUSIKAN KEPADA PEMILIK ENTITAS INDUK				**EQUITY ATTRIBUTABLE TO HOLDERS OF THE PARENT ENTITY**
Modal saham				Share capital
Saham biasa kelas A - nilai nominal Rp10.000 (nilai penuh)				Common A shares - Rp10,000 (full amount) par value
Saham biasa kelas B - nilai nominal Rp100 (nilai penuh)				Common B shares - Rp100 (full amount) par value
Modal dasar				Authorized capital
Saham biasa kelas A - 21.337.978 saham				Common A shares - 21,337,978 shares
Saham biasa kelas B - 207.866.202.200				Common B shares - 207,866,202,200 shares
Modal ditempatkan dan disetor penuh				Issued and fully paid capital
Saham biasa kelas A - 21.337.978 saham				Common A shares - 21,337,978 shares
Saham biasa kelas B - 187.866.201.892 saham per 31 Desember 2024 dan 2023	19.000.000	27a	19.000.000	Common B shares - 187,866,201,892 shares as at December 31, 2024 and 2023
Tambahan modal disetor	8.225.767	27b	8.225.767	Additional paid-in capital
Surplus revaluasi aset	1.816.965	13	1.603.893	Asset revaluation surplus
Keuntungan (kerugian) yang belum direalisasi atas surat-surat berharga dalam kelompok nilai wajar melalui penghasilan komprehensif lain - setelah pajak tangguhan	(14.149)		7.563	Unrealized gain (loss) on fair value through other comprehensive income marketable securities - net of deferred tax
Akumulasi defisit	(21.041.182)		(14.700.914)	Accumulated deficit
	7.987.401		14.136.309	
Kepentingan non-pengendali	(25.615)	28	(26.146)	Non-controlling interest
TOTAL EKUITAS	**7.961.786**		**14.110.163**	**TOTAL EQUITY**
TOTAL LIABILITAS DAN EKUITAS	**83.075.298**		**84.307.300**	**TOTAL LIABILITIES AND EQUITY**

Lihat Catatan atas laporan keuangan konsolidasian yang merupakan bagian yang tidak terpisahkan dari laporan keuangan konsolidasian.

See accompanying Notes to the consolidated financial statements which are an integral part of the consolidated financial statements.

PT BANK KB BUKOPIN TBK
DAN ENTITAS ANAK
Laporan Laba Rugi dan Penghasilan Komprehensif Konsolidasian
Untuk Tahun yang Berakhir Pada Tanggal-tanggal 31 Desember 2024
(Angka-angka disajikan dalam jutaan Rupiah, kecuali dinyatakan lain)

PT BANK KB BUKOPIN TBK
AND SUBSIDIARIES
Consolidated Statements of Profit or Loss and Other Comprehensive Income
For the Years Ended December 31, 2024
(Figures are presented in million Rupiah, unless otherwise stated)

	2024	Catatan/ *Notes*	2023	
PENDAPATAN DAN BEBAN OPERASIONAL				**INCOME AND EXPENSES FROM OPERATIONS**
Pendapatan bunga dan syariah		29		Interest and sharia income
Pendapatan bunga	4.931.273		4.374.694	Interest income
Pendapatan syariah	522.826		486.942	Sharia income
Total pendapatan bunga dan syariah	5.454.099		4.861.636	Total interest and sharia income
Beban bunga dan syariah		30		Interest expense and sharia charges
Beban bunga	(3.965.208)		(3.746.710)	Interest expense
Beban syariah	(336.166)		(306.044)	Sharia charges
Total beban bunga dan syariah	(4.301.374)		(4.052.754)	Total interest expense and sharia charges
Pendapatan bunga dan syariah - neto	1.152.725		808.882	Interest and sharia income - net
Pendapatan operasional lainnya				Other operating income
Provisi dan komisi lainnya	229.948	31	333.732	Other fees and commissions
Keuntungan selisih kurs - neto	40.476		29.265	Gain on foreign exchange - net
Keuntungan (kerugian) atas penjualan surat-surat berharga - neto	1.586		(8.899)	Gain (loss) on sale of marketable securities - net
Lain-lain	78.036		102.429	Others
Total pendapatan operasional lainnya	350.046		456.527	Total other operating income
Penyisihan kerugian penurunan nilai atas aset keuangan - neto	(3.452.900)	32	(5.537.792)	Provision of allowance for impairment losses on financial assets - net
Keuntungan transaksi mata uang asing - neto	6.180		5.235	Gain from foreign exchange transactions - net
Penyisihan estimasi keuntungan atas komitmen dan kontinjensi - neto	5.385	25	1.999	Provision for gain on commitments and contingencies - net
Beban penyisihan kerugian penurunan nilai atas aset non-keuangan - neto	(798.341)		(269.055)	Provision of allowance for impairment losses on non-financial assets - net
Keuntungan (kerugian) dari perubahan nilai wajar aset keuangan	(23.246)		155.384	Gain (loss) from changes in fair value of financial assets
Beban operasional lainnya:				Other operating expenses:
Umum dan administrasi	(1.119.658)	33	(1.371.594)	General and administrative
Gaji dan tunjangan karyawan	(824.226)	34	(809.976)	Salaries and employee benefits
Premi program penjaminan pemerintah	(82.152)	30	(98.812)	Premium on government guarantee program
Total beban operasional lainnya	(2.026.036)		(2.280.382)	Total other operating expenses
RUGI OPERASIONAL	**(4.786.187)**		**(6.659.202)**	**LOSS FROM OPERATIONS**
BEBAN NON-OPERASIONAL - NETO	**(118.033)**	35	**(128.185)**	**NON-OPERATING EXPENSE - NET**
RUGI SEBELUM BEBAN PAJAK PENGHASILAN	**(4.904.220)**		**(6.787.387)**	**LOSS BEFORE INCOME TAX EXPENSE**

Lihat Catatan atas laporan keuangan konsolidasian yang merupakan bagian yang tidak terpisahkan dari laporan keuangan konsolidasian.

See accompanying Notes to the consolidated financial statements which are an integral part of the consolidated financial statements.

	2024	Catatan/ *Notes*	2023	
MANFAAT (BEBAN) PAJAK PENGHASILAN				**TAX BENEFIT (EXPENSE)**
Kini	(3.159)	21b	-	Current
Tangguhan	(1.421.241)	21b	731.684	Deferred
(Beban) Manfaat pajak penghasilan - neto	(1.424.400)		731.684	(Expense) Income tax benefit - net
RUGI TAHUN BERJALAN	**(6.328.620)**		**(6.055.703)**	**LOSS FOR THE YEAR**
PENGHASILAN (RUGI) KOMPREHENSIF LAIN:				**OTHER COMPREHENSIVE INCOME (LOSS):**
Pos yang tidak akan direklasifikasi ke laba rugi:				Item that will not be reclassified to profit or loss:
Pengukuran kembali keuntungan (kerugian) atas program imbalan pasti	(14.252)	37	8.640	Remeasurement of gain (loss) on defined benefit plans
Perubahan surplus (defisit) revaluasi aset	213.072	13	(1.756)	Revaluation surplus (deficit)
Pajak penghasilan terkait pos yang tidak akan direklasifikasi ke laba rugi	3.135	21c	(1.900)	Income tax related to item that will not be reclassified to profit or loss
Pos-pos yang akan direklasifikasi ke laba rugi:				Items that may be reclassified subsequently to profit or loss:
Perubahan nilai wajar surat-surat berharga dalam kelompok nilai wajar melalui penghasilan komprehensif lain	(27.836)		6.330	Changes in fair value of fair value through other comprehensive income marketable securities
Pajak penghasilan terkait pos yang akan direklasifikasi ke laba rugi	6.124	21c	(1.392)	Income tax related to item that will be reclassified to profit or loss
Penghasilan (Beban) komprehensif lain - neto	180.243		9.922	Other comprehensive income (loss) - net
Total rugi komprehensif tahun berjalan	(6.148.377)		(6.045.781)	Total comprehensive loss for the year
Rugi tahun berjalan yang dapat diatribusikan kepada:				Loss for the year attributable to:
Pemilik entitas induk	(6.329.138)		(6.034.077)	Equity holders of the parent entity
Kepentingan non-pengendali	518		(21.626)	Non-controlling interest
	(6.328.620)		(6.055.703)	
Total rugi komprehensif tahun berjalan yang dapat diatribusikan kepada:				Total comprehensive loss for the year attributable to:
Pemilik entitas induk	(6.148.908)		(6.024.463)	Equity holders of the parent entity
Kepentingan non-pengendali	531	28	(21.318)	Non-controlling interest
	(6.148.377)		(6.045.781)	
RUGI PER SAHAM				**LOSS PER SHARE**
Dasar/dilusian (nilai penuh)	(34)	48	(61)	Basic/diluted (full amount)

Lihat Catatan atas laporan keuangan konsolidasian yang merupakan bagian yang tidak terpisahkan dari laporan keuangan konsolidasian.

See accompanying Notes to the consolidated financial statements which are an integral part of the consolidated financial statements.

PT BANK KB BUKOPIN TBK
DAN ENTITAS ANAK
Laporan Perubahan Ekuitas Konsolidasian
Untuk Tahun yang Berakhir Untuk tanggal-tanggal pada 31 Desember 2024 dan 2023
(Angka-angka disajikan dalam jutaan Rupiah, kecuali dinyatakan lain)

PT BANK KB BUKOPIN TBK
AND SUBSIDIARIES
Consolidated Statements of Changes In Equity
For the Years Ended December 31, 2024 and 2023
(Figures are presented in million Rupiah, unless otherwise stated)

	Catatan/ *Notes*	Modal Ditempatkan dan Disetor Penuh/ *Issued and Fully Paid Capital*	Tambahan Modal Disetor/ *Additional Paid-in Capital*	Uang Muka Setoran Modal/ *Advance for Future Shares Subscription*	Surplus Revaluasi Aset/ *Asset Revaluation Surplus*	Keuntungan (kerugian) yang Belum Direalisasi atas Surat-Surat Berharga Dalam Kelompok Nilai Wajar melalui Penghasilan Komprehensif Lain - Setelah Pajak Tangguhan/ *Unrealized Gains (loss) on and Fair Value through Other Comprehensive Income Marketable Securities - Net of Deferred Tax*	Akumulasi defisit/ *Accumulated deficit*	Total	Kepentingan Non-Pengendali/ *Non-Controlling Interest*	Total Ekuitas/ *Total Equity*	
Saldo per 1 Januari 2023		**7.000.000**	**8.286.428**	**3.000.000**	**1.605.649**	**2.625**	**(8.673.269)**	**11.221.433**	**(4.828)**	**11.216.605**	**Balance as at January 1, 2023**
Realisasi uang muka setoran modal	27	3.000.000	-	(3.000.000)	-	-	-	-	-	-	Realization of advance for future shares
Penerimaan dana PUT VII	27	9.000.000	(60.661)	-	-	-	-	8.939.339	-	8.939.339	Receipt of LPO VII funds
Keuntungan yang belum direalisasi atas surat-surat berharga dalam kelompok nilai wajar diukur melalui penghasilan komprehensif lain - setelah pajak tangguhan		-	-	-	-	4.938	-	4.938	-	4.938	Unrealized income on fair value through other comprehensive income marketable securities - net of deferred tax
Penghentian revaluasi aset tetap	13	-	-	-	(1.756)	-	-	(1.756)	-	(1.756)	Derecognition of fixed asset revaluation
Pengukuran kembali atas program imbalan pasti - setelah pajak tangguhan		-	-	-	-	-	6.432	6.432	308	6.740	Remeasurement on defined benefit plans - net of deferred tax
Rugi tahun berjalan		-	-	-	-	-	(6.034.077)	(6.034.077)	(21.626)	(6.055.703)	Loss for the year
Saldo per 31 Desember 2023		**19.000.000**	**8.225.767**	**-**	**1.603.893**	**7.563**	**(14.700.914)**	**14.136.309**	**(26.146)**	**14.110.163**	**Balance as at December 31, 2023**

Lihat Catatan atas laporan keuangan konsolidasian yang merupakan bagian yang tidak terpisahkan dari laporan keuangan konsolidasian.

See accompanying Notes to the consolidated financial statements which are an integral part of the consolidated financial statements.

	Catatan/ *Notes*	Modal Ditempatkan dan Disetor Penuh/ *Issued and Fully Paid Capital*	Tambahan Modal Disetor/ *Additional Paid-in Capital*	Uang Muka Setoran Modal/ *Advance for Future Shares Subscription*	Surplus Revaluasi Aset/ *Asset Revaluation Surplus*	Keuntungan (kerugian) yang Belum Direalisasi atas Surat-Surat Berharga Dalam Kelompok Nilai Wajar melalui Penghasilan Komprehensif Lain - Setelah Pajak Tangguhan/ *Unrealized Gains (loss) on and Fair Value through Other Comprehensive Income Marketable Securities Net - of Deferred Tax*	Akumulasi defisit/ *Accumulated deficit*	Total	Kepentingan Non-Pengendali/ *Non-Controlling Interest*	Total Ekuitas/ *Total Equity*	
Saldo per 1 Januari 2024		**19.000.000**	**8.225.767**	**-**	**1.603.893**	**7.563**	**(14.700.914)**	**14.136.309**	**(26.146)**	**14.110.163**	**Balance as at January 1, 2024**
Kerugian yang belum direalisasi atas surat-surat berharga dalam kelompok nilai wajar diukur melalui penghasilan komprehensif lain - setelah pajak tangguhan		-	-	-	-	(21.712)	-	(21.712)	-	(21.712)	Unrealized loss on fair value through other comprehensive income marketable securities - net of deferred tax
Revaluasi aset tetap	13	-	-	-	213.072	-	-	213.072	-	213.072	Fixed asset revaluation
Pengukuran kembali atas program imbalan pasti - setelah pajak tangguhan		-	-	-	-	-	(11.130)	(11.130)	13	(11.117)	Remeasurement on defined benefit plans - net of deferred tax
Rugi tahun berjalan		-	-	-	-	-	(6.329.138)	(6.329.138)	518	(6.328.620)	Loss for the year
Saldo per 31 Desember 2024		**19.000.000**	**8.225.767**	**-**	**1.816.965**	**(14.149)**	**(21.041.182)**	**7.987.401**	**(25.615)**	**7.961.786**	**Balance as at December 31, 2024**

Lihat Catatan atas laporan keuangan konsolidasian yang merupakan bagian yang tidak terpisahkan dari laporan keuangan konsolidasian.

See accompanying Notes to the consolidated financial statements which are an integral part of the consolidated financial statements.

	2024	Catatan/ *Notes*	2023	
ARUS KAS DARI AKTIVITAS OPERASI				**CASH FLOWS FROM OPERATING ACTIVITIES**
Penerimaan bunga	4.703.334		4.445.205	Receipts from interest
Penerimaan pendapatan syariah	522.826		486.942	Receipts from sharia income
Pembayaran bunga	(3.534.442)		(4.109.898)	Payment of interest
Pembayaran beban syariah	(336.166)		(306.044)	Payments of sharia charges
Pendapatan (beban) operasional lainnya	326.801		351.755	Other operating income (expense)
Penerimaan kembali kredit yang telah dihapusbukukan	111.243	9p	177.584	Recoveries from written-off loans
Pembayaran gaji dan tunjangan karyawan	(821.006)		(937.763)	Payments of salaries and employee benefits
Beban operasional lainnya	(2.046.652)		(1.237.851)	Other operating expense
Beban (pendapatan) non operasional	(109.653)		(123.249)	Non - operating expenses (income)
Pembayaran pajak penghasilan badan	(3.159)		-	Payments of corporate income taxes
Pengeluaran kas sebelum perubahan dalam aset dan liabilitas operasi	(1.186.874)		(1.253.319)	Cash payments before changes in operating assets and liabilities
Perubahan dalam aset dan liabilitas operasi:				Changes in operating assets and liabilities:
Penurunan (kenaikan) aset operasi:				Decrease (increase) in operating assets:
Penempatan pada Bank Indonesia dan bank lain yang jatuh tempo lebih dari 3 bulan sejak tanggal perolehan	-		(17.000)	Placements with Bank Indonesia and other banks with original maturities of more than 3 months from acquisition date
Surat-surat berharga - diukur pada nilai wajar melalui laba rugi	1.367.969		2.929.462	Marketable securities - at fair value through profit or loss
Surat-surat berharga - diukur pada biaya perolehan diamortisasi	187.066		495.880	Marketable securities - amortized cost
Kredit yang diberikan dan pembiayaan/piutang syariah	(2.263.650)		(3.134.725)	Loans and sharia financing/receivables
Tagihan akseptasi	(47.885)		113.829	Acceptances receivable
Aset lain-lain	(2.200.695)		(492.929)	Other assets
Kenaikan (penurunan) liabilitas operasi:				Increase (decrease) in operating liabilities:
Liabilitas segera	(30.140)		42.880	Liabilities immediately payable
Simpanan nasabah:				Deposits from customers:
Giro	3.111.600		(400.279)	Current accounts
Tabungan	42.318		(82.600)	Savings deposits
Deposito berjangka	(1.349.903)		(6.690.348)	Time deposits
Simpanan dari bank lain	(5.005.535)		(2.494.654)	Deposits from other banks
Liabilitas akseptasi	(48.298)		115.231	Acceptances payable
Utang pajak	(3.732)		8.139	Tax payables
Liabilitas lain-lain	(17.729)		694.625	Other liabilities
Kas neto digunakan untuk aktivitas operasi	(7.445.488)		(10.165.808)	Net cash used in operating activities
ARUS KAS DARI AKTIVITAS INVESTASI				**CASH FLOWS FROM INVESTING ACTIVITIES**
Penerimaan dari penjualan surat-surat berharga - diukur pada nilai wajar melalui penghasilan komprehensif lain	2.422.243		260.000	Receipts from sale of marketable securities - fair value through other comprehensive income
Penerimaan dari surat-surat berharga yang jatuh tempo	63.346.749		11.725.517	Receipts from matured marketable securities
Pembelian surat-surat berharga - diukur pada nilai wajar melalui penghasilan komprehensif lain dan diukur pada biaya perolehan diamortisasi	(68.040.087)		(20.804.241)	Purchase of marketable securities - fair value through other comprehensive income and amortized cost

Lihat Catatan atas laporan keuangan konsolidasian yang merupakan bagian yang tidak terpisahkan dari laporan keuangan konsolidasian.

See accompanying Notes to the consolidated financial statements which are an integral part of the consolidated financial statements.

	2024	Catatan/ *Notes*	2023	
Penerimaan dari surat-surat berharga yang dibeli dengan janji dijual kembali yang jatuh tempo	27.260.447		57.780.679	Receipts from matured marketable securities purchased with agreements to resell
Pembayaran atas surat-surat berharga yang dibeli dengan janji dijual kembali	(24.688.295)		(60.352.831)	Payments of marketable securities purchased with agreements to resell
Pembelian aset tetap	(51.661)	13	(60.766)	Purchase of fixed assets
Hasil penjualan aset tetap	27.759	13	7.200	Proceeds from sale of fixed assets
Pembelian piranti lunak	(304)	14	(150.766)	Purchase of software
Kas neto diperoleh dari (digunakan) untuk aktivitas investasi	276.851		(11.595.208)	Net cash provided by (used in) investing activities
ARUS KAS DARI AKTIVITAS PENDANAAN				**CASH FLOWS FROM FINANCING ACTIVITIES**
Penerimaan dari surat-surat berharga yang dijual dengan janji dibeli kembali	64.573.590		9.127.534	Receipts from marketable securities sold with agreements to repurchase
Pembayaran atas surat-surat berharga yang dijual dengan janji dibeli kembali yang jatuh tempo	(61.385.463)		(8.907.903)	Payments of matured marketable securities sold with agreements to repurchase
Penerimaan dari pinjaman yang diterima	6.406.032		1.246.416	Proceeds from borrowings
Pembayaran pinjaman yang diterima	(4.205.755)		(742.055)	Payment of borrowings
Penerimaan modal dari Penawaran Umum Terbatas VII	-	27	8.939.339	Receipt from Limited Public Offering VII
Penerimaan atas global obligasi senior	4.794.662		-	Receipts of global bonds issuance
Pembayaran atas penerbitan Surat berharga yang diterbitkan	(2.405.000)		-	Payment of marketable securities issued
Kas neto diperoleh dari aktivitas pendanaan	7.778.066		9.663.331	Net cash provided by financing activities
PENINGKATAN (PENURUNAN) NETO KAS DAN SETARA KAS	**609.429**		**(12.097.685)**	**NET INCREASE (DECREASE) IN CASH AND CASH EQUIVALENTS**
Pengaruh perubahan kurs mata uang asing	(326.679)		492.085	Effects of foreign currency exchange rate changes
KAS DAN SETARA KAS AWAL TAHUN/PERIODE	**5.953.951**		**17.559.551**	**CASH AND CASH EQUIVALENTS AT BEGINNING OF THE YEAR**
KAS DAN SETARA KAS AKHIR TAHUN	**6.236.701**		**5.953.951**	**CASH AND CASH EQUIVALENTS AT END OF THE YEAR**
Kas dan setara kas terdiri dari:				Cash and cash equivalents consist of:
Kas	369.083	3	289.184	Cash
Giro pada Bank Indonesia	2.672.478	4	3.205.619	Current accounts with Bank Indonesia
Giro pada bank lain	396.837	5	342.581	Current accounts with other banks
Penempatan pada Bank Indonesia dan bank lain yang jatuh tempo dalam 3 bulan atau kurang sejak tanggal perolehan	2.798.303	6	2.116.567	Placement with Bank Indonesia and other banks with original maturities of 3 months or less from acquisition date
Total	**6.236.701**		**5.953.951**	**Total**

Lihat Catatan atas laporan keuangan konsolidasian yang merupakan bagian yang tidak terpisahkan dari laporan keuangan konsolidasian.

See accompanying Notes to the consolidated financial statements which are an integral part of the consolidated financial statements.

1. Umum

a. Pendirian Bank

PT Bank KB Bukopin Tbk ("Bank") didirikan di Republik Indonesia pada tanggal 10 Juli 1970 dengan nama Bank Umum Koperasi Indonesia (disingkat Bukopin) yang disahkan sebagai badan hukum berdasarkan Surat Keputusan Direktorat Jenderal Koperasi No. 13/Dirjen/Kop/70 dan didaftarkan dalam Daftar Umum Direktorat Jenderal Koperasi No. 8251 pada tanggal yang sama. Bank mulai melakukan usaha komersial sebagai Bank umum koperasi di Indonesia sejak tanggal 16 Maret 1971 dengan izin Menteri Keuangan dalam Surat Keputusan No. Kep-078/DDK/II/3/1971 tanggal 16 Maret 1971.

Menurut Anggaran Dasar, usaha Bank mencakup segala kegiatan Bank umum sebagaimana dimaksud dalam Undang-Undang Perbankan dengan tujuan utama memperhatikan dan melayani kepentingan gerakan koperasi di Indonesia sesuai dengan Undang-Undang Perkoperasian yang berlaku. Dalam perkembangannya, Bank telah melakukan penggabungan usaha dengan beberapa Bank umum koperasi. Perubahan nama Bank Umum Koperasi Indonesia (Bukopin) menjadi Bank Bukopin disahkan dalam Rapat Anggota Bank Umum Koperasi Indonesia yang dituangkan dalam surat No. 03/RA/XII/89 tanggal 2 Januari 1990.

Dalam Rapat Khusus Anggota Bank, yang dinyatakan dengan akta notaris No. 4 tanggal 2 Desember 1992 dari Notaris Muhani Salim, S.H., para anggota menyetujui untuk mengubah status badan hukum Bank dari koperasi menjadi perseroan terbatas. Akta pendirian yang berkaitan dengan perubahan status badan hukum Bank dinyatakan dengan akta notaris No. 126 tanggal 25 Februari 1993 dari Notaris Muhani Salim, S.H., beserta pembetulannya, dengan akta notaris No. 118 tanggal 28 Mei 1993 dari notaris yang sama.

Perubahan ini telah disahkan oleh Menteri Kehakiman Republik Indonesia dalam Surat Keputusan No. C2-5332.HT.01.01.TH.93 tanggal 29 Juni 1993 serta diumumkan dalam Berita Negara Republik Indonesia No. 3633 tambahan No. 64 tanggal 10 Agustus 1993. Perubahan ini juga telah disetujui oleh Menteri Keuangan Republik Indonesia dalam Surat Keputusan No. S-1382/MK.17/1993 tanggal 28 Agustus 1993. Bank memulai kegiatan usaha dalam bentuk perseroan terbatas pada tanggal 1 Juli 1993.

1. General

a. Establishment of the Bank

PT Bank KB Bukopin Tbk (the "Bank") was established in the Republic of Indonesia on July 10, 1970 as Bank Umum Koperasi Indonesia (abbreviated to Bukopin) based on Decision Letter No. 13/Dirjen/Kop/70 of the Directorate General for Cooperatives and was registered in the General List of the Directorate General for Cooperatives No. 8251 on the same date. The Bank started its commercial operations as a cooperative Bank in Indonesia on March 16, 1971 upon the approval of the Ministry of Finance in its Decision Letter No. Kep-078/DDK/II/3/1971 dated March 16, 1971.

According to its Articles of Association, the Bank's scope of activities includes all commercial Banking activities as defined in the Banking Law, with the main objective of providing services to cooperatives in Indonesia in accordance with the Law on Cooperatives. During its growth, the Bank merged with certain cooperative Banks. The change in the name from Bank Umum Koperasi Indonesia (Bukopin) to Bank Bukopin was approved during the Cooperative Members' Meeting of Bank Umum Koperasi Indonesia as stated in letter No. 03/RA/XII/89 dated January 2, 1990.

During the Special Meeting of the Members of Bank, the minutes of which were covered by notarial deed No. 4 dated December 2, 1992 of Notary Muhani Salim, S.H., the cooperative members agreed to change the Bank's legal entity from a cooperative to a limited liability company. The Bank's deed of establishment and the amendment relating to the change in legal entity were covered by notarial deed No. 126 dated February 25, 1993 of Notary Muhani Salim, S.H., and notarial deed No. 118 dated May 28, 1993 of the same notary, respectively.

These changes were approved by the Minister of Justice of the Republic of Indonesia in its Decision Letter No. C2-5332.HT.01.01.TH.93 dated June 29, 1993 and were published in Supplement No. 64 of State Gazette No. 3633 dated August 10, 1993. The changes were also approved by the Minister of Finance of the Republic of Indonesia in its Decision Letter No. S-1382/MK.17/1993 dated August 28, 1993. The Bank started commercial operations as a limited liability company on July 1, 1993.

1. Umum (lanjutan)

a. Pendirian Bank (lanjutan)

Berdasarkan anggaran dasar PT Bank KB Bukopin Tbk, Akta Pernyataan Keputusan Rapat Perubahan Anggaran Dasar tertanggal 28 Juni 2024 dengan No. 117 sebagaimana telah diterima dan dicatat di dalam *database* Sistem Administrasi Badan Hukum Kementerian Hukum Dan Hak Asasi Manusia RI tertanggal 12 Juli 2024 dengan No. AHU-AH.01.03-0171361 Perihal: Penerimaan Pemberitahuan Perubahan Anggaran Dasar PT Bank KB Bukopin Tbk, dan susunan terakhir Dewan Komisaris beserta Anggota Direksi. Akta Pernyataan Keputusan Rapat tertanggal 28 Juni 2024 dengan No. 116, sebagaimana telah diterima dan dicatat di dalam *database* Sistem Administrasi Badan Hukum Kementerian Hukum Dan Hak Asasi Manusia RI tertanggal 12 Juli 2024 dengan No. AHU-AH.01.09-0225584 Perihal: Penerimaan Pemberitahuan Perubahan Data Perseroan PT Bank KB Bukopin Tbk oleh karena itu sah dan berwenang bertindak untuk dan atas nama PT Bank KB Bukopin Tbk

Entitas induk sekaligus pemegang saham pengendali Bank adalah Kookmin Bank Co., Ltd.

Kantor pusat Bank beralamat di Jalan M.T. Haryono Kav. 50-51, Jakarta 12770, Indonesia.

Pada tanggal 31 Desember 2024 dan 2023, Bank memiliki kantor pusat operasi, kantor cabang, kantor cabang pembantu, kantor fungsional dan ATM sebagai berikut:

1. General (continued)

a. Establishment of the Bank (continued)

Based on the articles of association of PT Bank KB Bukopin Tbk, Deed of Statement of Meeting Resolution on the Amendments to the Articles of Association dated on June 28, 2024 No. 117 as received and recorded in the Legal Entity Administration System database of the Ministry of Law and Human Rights of the Republic of Indonesia dated July 12, 2024 No. AHU-AH.01.03-0171361 Concerning: the Receipt of Notification of Amendments to the Articles of Association of PT Bank KB Bukopin Tbk, and the latest composition of the Board of Commissioners and Board of Directors. Deed of Statement of Meeting Resolutions dated June 28, 2024, No. 116, as received and recorded in the Legal Entity Administration System database of the Ministry of Law and Human Rights of the Republic of Indonesia on July 12, 2024, with No. AHU-AH.01.09-0225584 concerning: the Receipt of Notification of Corporate Data Changes of PT Bank KB Bukopin Tbk, are therefore valid and authorized to act for and on behalf of PT Bank KB Bukopin Tbk.

The parent entity as well as the controlling shareholder of the Bank is Kookmin Bank Co., Ltd.

The Bank's head office is located at Jalan M.T. Haryono Kav. 50-51, Jakarta 12770, Indonesia.

As at December 31, 2024 and 2023, the Bank has operations headquarter, branches, sub-branches, functional office and ATM's as follow:

2024	2023	
1	1	Kantor pusat operasi / Operations headquarter
29	29	Kantor cabang / Branches
141	143	Kantor cabang pembantu / Sub-branches
2	1	Kantor fungsional / Functional offices
30	11	ATM

b. Susunan Pengurus Bank

Pada tanggal 31 Desember 2024 dan 2023, jumlah karyawan Bank, termasuk karyawan tidak tetap, masing-masing adalah sebesar 2.898 dan 2.618, (tidak diaudit).

Personil manajemen kunci mencakup Dewan Komisaris, Direksi, dan pejabat eksekutif yaitu pejabat yang bertanggung jawab langsung kepada Direksi.

b. Composition of the Bank's Management

As at December 31, 2024 and 2023, the Bank has total employees, including non-permanent, of 2,898 and 2,618, respectively (unaudited).

Key management personnel consists of the Board of Commissioners, Directors, and key executives who have direct responsibility to the Directors.

1. Umum (lanjutan)

b. Susunan Pengurus Bank (lanjutan)

Susunan Dewan Komisaris dan Direksi Bank pada tanggal 31 Desember 2024 adalah sebagai berikut:

	31 Desember/ *December 31, 2024*	
Dewan Komisaris:		**Board of Commissioners:**
Komisaris Utama	Jerry Marmen	President Commissioner
Wakil Komisaris Utama	Seng Hyup Shin*	Deputy President Commissioner
Komisaris	Nanang Supriyanto	Commissioner
Komisaris Independen	Stephen Liestyo	Independent Commissioner
Komisaris Independen	Tippy Joesoef	Independent Commissioner
Komisaris Independen	Hae Wang Lee	Independent Commissioner
Direksi:		**Board of Directors:**
Direktur Utama	Woo Yeul Lee	President Director
Wakil Direktur Utama	Robby Mondong	Deputy President Director
Direktur Bisnis *Retail & Service*	Helmi Fahrudin	Retail Business & Services Director
Direktur Kepatuhan dan Risiko	Dodi Widjajanto	Compliance and Risk Director
Direktur Keuangan	Jang Hyuk Im	Finance Director
Direktur Kredit	Henry Sawali	Credit Director
Direktur Strategi	Jung Ho Han	Strategic Director

*) Terhitung efektif sejak ditetapkan oleh Bank setelah memenuhi semua persyaratan yang diatur dalam POJK No. 27/POJK.03/2016, No. 37/POJK.03/2017 dan/atau peraturan perundang-undangan lainnya yang berlaku.

Susunan Dewan Komisaris dan Direksi Bank pada tanggal 31 Desember 2024 adalah berdasarkan Rapat Umum Pemegang Saham Luar Biasa tanggal 28 Juni 2024 yang dituangkan dalam akta notaris No. 116 tanggal 12 Juli 2024 dan Surat Keputusan Dewan Komisaris No. SKEP/162-DKOM/VII/2024 tentang Pembagian Tugas, Tanggung Jawab dan Alternate Direksi PT Bank KB Bukopin Tbk.

Susunan Dewan Komisaris dan Direksi Bank pada tanggal 31 Desember 2023 adalah sebagai berikut:

	31 Desember/ *December 31, 2023*	
Dewan Komisaris:		**Board of Commissioners:**
Komisaris Utama	Jerry Marmen	President Commissioner
Wakil Komisaris Utama	Nam Hoon Cho ***)	Deputy President Commissioner
Komisaris	Nanang Supriyatno	Commissioner
Komisaris Independen	Tippy Joesoef	Independent Commissioner
Komisaris Independen	Hae Wang Lee	Independent Commissioner
Komisaris Independen	Stephen Liestyo	Independent Commissioner
Komisaris Independen	Sukriansyah S. Latief	Independent Commissioner
Komisaris Independen	Eugene Keith Galbraith	Independent Commissioner

1. General (continued)

b. Composition of the Bank's Management (continued)

The members of the Bank's Board of Commissioners and Directors as at December 31, 2024, are as follows:

*) Shall be effective as stipulation specified by Bank after fulfilling all requirements governed by POJK No. 27/POJK.03/2016, No. 37/ POJK.03/2017 and/or other applicable laws and regulations.

The members of the Bank's Board of Commissioners and Directors as at December 31, 2024 is based on Extraordinary General Meeting of Shareholders dated June 28, 2024 as stated in notarial deed No. 116 dated July 12, 2024 and Decree of the Board of Commissioners No. SKEP/162-DKOM/VII/2024 concerning Distribution of Roles, Responsibilities and Alternate the Board of Directors PT Bank KB Bukopin Tbk.

The members of the Bank's Boards of Commissioners and Board of Directors as at December 31, 2023, are as follows:

1. Umum (lanjutan)

b. Susunan Pengurus Bank (lanjutan)

Direksi:		**Board of Directors:**
Direktur Utama	Woo Yeul Lee	President Director
Wakil Direktur Utama	Robby Mondong	Deputy President Director
Direktur Kepatuhan dan Risiko	Dodi Widjajanto	Compliance and Risk Director
Direktur Bisnis *Retail & Service*	Helmi Fahrudin	Retail Business & Services Director
Direktur Keuangan	Seng Hyup Shin **)	Finance Director
Direktur Bisnis UKM & *Wholesale*	Yohanes Suhardi	SME & Wholesale Business Director
Direktur Kredit	Henry Sawali	Credit Director
Direktur Teknologi Informasi & Digital	Young Eun Moon *)	Information Technology & Digital Director
Direktur Strategi	Jung Ho Han *)	Strategic Director

*) Terhitung efektif sejak ditetapkan oleh Bank setelah memenuhi semua persyaratan yang diatur dalam POJK No. 27/POJK.03/2016, No. 37/POJK.03/2017 dan/atau peraturan perundang-undangan lainnya yang berlaku.

**) Bank menerima surat pengunduran diri pada tanggal 8 Desember 2023.

***) Bank menerima surat pengunduran diri pada tanggal 29 Desember 2023.

Susunan Dewan Komisaris dan Direksi Bank pada tanggal 31 Desember 2023 adalah berdasarkan Rapat Umum Pemegang Saham Luar Biasa tanggal 31 Januari 2023 yang dituangkan dalam akta notaris No. 77 tanggal 31 Januari 2023 dan Surat Keputusan Dewan Komisaris No. SKEP/002-DKOM/II/2023 tentang Pembagian Fungsi Direktorat dalam Struktur Organisasi serta Pembagian Tugas dan Wewenang Anggota Direksi PT Bank KB Bukopin Tbk.

Susunan Komite Audit Bank pada tanggal 31 Desember 2024 dan 2023, adalah sebagai berikut:

	2024	2023	
Ketua	Stephen Liestyo	Stephen Liestyo	Chairman
Anggota	Tippy Joesoef	Tippy Joesoef **)	Member
Anggota	Dewi Anggesty Sah Bandar	Eugene Keith Galbraith	Member
Anggota	Jacobus Sindu Adisuwono	Dewi Anggesty Sah Bandar	Member
Anggota	-	Jacobus Sindu Adisuwono	Member

**) Terhitung efektif sejak ditetapkan oleh Bank setelah diperolehnya persetujuan Kemampuan dan Kepatutan *(fit and proper)* dari Otoritas Jasa Keuangan.

1. General (continued)

b. Composition of the Bank's Management (continued)

*) Shall be effective as stipulation specified by Bank after fulfilling all requirements governed by POJK No. 27/POJK.03/2016, No. 37/POJK.03/2017 and/or other applicable laws and regulations.

**) The Bank received a letter of resignation on December 8, 2023.

***) The Bank received a letter of resignation on December 29, 2023.

The composition of the Bank's Board of Commissioners and Board of Directors as of December 31, 2023 was based on the Extraordinary General Meeting of Shareholders on January 31, 2023 as set forth in notarial deed No. 77 dated January 31, 2023 and Decree of the Board of Commissioners No. SKEP/002-DKOM/II/2023 concerning Distribution of Directorate Functions in the Organizational Structure and the Distribution of Duties and Authorities for Members of the Board of Directors of PT Bank KB Bukopin Tbk.

The composition of the Bank's Audit Committee as at December 31, 2024 and 2023, were as follows:

**) Shall be effective as stipulation specified by Bank after obtaining approval for fit and proper by OJK.

1. Umum (lanjutan)

b. Susunan Pengurus Bank (lanjutan)

Susunan Komite Pemantau Risiko pada tanggal 31 Desember 2024 dan 2023, adalah sebagai berikut:

	2024	2023	
Ketua	Tippy Joesoef	Tippy Joesoef	Chairman
Anggota	Jerry Marmen	Jerry Marmen *)	Member
Anggota	Seng Hyup Shin *)	Stephen Liestyo	Member
Anggota	Stephen Liestyo	Nanang Supriyatno	Member
Anggota	Togar Natigor Siregar	Togar Natigor Siregar	Member
Anggota	Rahardja Alimhamzah	Rahardja Alim Hamzah	Member
Anngota	Nanang Supriyatno	-	Member

*) Terhitung efektif sejak ditetapkan oleh Bank setelah memenuhi semua persyaratan yang diatur dalam POJK No. 27/POJK.03/2016, No. 37/POJK.03/2017, dan/atau peraturan perundang-undangan lainnya yang berlaku.

Susunan Komite Remunerasi dan Nominasi pada tanggal 31 Desember 2024 dan 2023, adalah sebagai berikut:

	2024	2023	
Ketua	Hae Wang Lee	Hae Wang Lee	Chairman
Anggota	Jerry Marmen	Jerry Marmen	Member
Anggota	Seng Hyup Shin *)	Nam Hoon Cho	Member
Anggota	Tippy Joesoef	Nanang Supriyatno	Member
Anggota	Nanang Supriyatno	Tippy Joesoef	Member
Anggota	Gamaridha Akhirul A.R	Sukriansyah S Latief	Member
Anngota	-	Gamaridha Akhirul A.R	Member

*) Terhitung efektif sejak ditetapkan oleh Bank setelah memenuhi semua persyaratan yang diatur dalam POJK No. 27/POJK.03/2016, No. 37/POJK.03/2017 dan/atau peraturan perundang-undangan lainnya yang berlaku.

Susunan Komite Tata Kelola dan Terintegrasi pada tanggal 31 Desember 2024 dan 2023, adalah sebagai berikut:

	2024	2023	
Ketua	Stephen Liestyo	Sukriansyah S. Latief **)	Chairman
Anggota	Hae Wang Lee	Eugene Keith Galbraith	Member
Anggota	Dinan Sufendi Rae	Hae Wang Lee	Member
Anggota	-	Dinan Sufendi Rae	Member

**) Terhitung efektif sejak ditetapkan oleh Bank setelah diperolehnya persetujuan Kemampuan dan Kepatutan *(fit and proper)* dari Otoritas Jasa Keuangan.

1. General (continued)

b. Composition of the Bank's Management (continued)

The composition of the Bank's Risk Monitoring Committee as at December 31, 2024 and 2023, are as follows:

*) Shall be effective as stipulation specified by the Bank after fulfilling all requirements governed by POJK No. 27/POJK.03/2016, No. 37/POJK.03/2017, and/or other applicable laws and regulations.

The composition of the Bank's Remuneration and Nomination Committee as at December 31, 2024 and 2023, are as follows:

*) Shall be effective as stipulation specified by the Bank after fulfilling all requirements governed by POJK No. 27/POJK.03/2016, No. 37/POJK.03/2017 and/or other applicable laws and regulations.

The composition of the Bank's Integrated governance committee as at December 31, 2024 and 2023, are as follows:

**) Shall be effective as stipulation specified by Bank after obtaining approval for fit and proper by OJK.

1. Umum (lanjutan)

b. Susunan Pengurus Bank (lanjutan)

Berdasarkan Surat Keputusan Direksi Perseroan No. SKEP/131-DIR/XI/2024 tanggal 29 November 2024, Sekretaris Perusahaan Bank pada tanggal 31 Desember 2024 adalah Ariz Dian Perkasa.

Berdasarkan Surat Keputusan Direksi Perseroan No. SKEP/0015-DIR/II/2022 tanggal 2 Februari 2022, Kepala Satuan Kerja Audit Internal (Kepala SKAI) pada tanggal 31 Desember 2024 dan 2023 adalah Roby Endrama Purba.

c. Entitas anak

Entitas anak yang tercakup dalam laporan keuangan konsolidasian tahun yang berakhir pada tanggal 31 Desember 2024 dan 2023 adalah:

1. General (continued)

b. Composition of the Bank's Management (continued)

Based on the Company's Directors Decision Letter No. SKEP/131-DIR/XI/2024 dated November 29, 2024, the Corporate Secretary of the Bank as at December 31, 2024 is Ariz Dian Perkasa.

Based on the Company's Directors Decision Letter No. SKEP/0015-DIR/II/2022 dated February 2, 2022, the Internal Audit Task Force Head (Chief of IATF) as at December 31, 2024 and 2023 is Roby Endrama Purba.

c. Subsidiaries

The subsidiaries included in the consolidated financial statements for the years ended December 31, 2024 and 2023, are as follows:

Nama Perusahaan/ *Company Name*	Kegiatan Usaha/ *Business Activity*	Tahun Beroperasi Komersial/ *Year of Commercial Operation*	Domisili/ *Domicile*	Persentase Kepemilikan/ *Percetage of Ownership*		Jumlah Aset/ *Total Assets*	
				2024	2023	2024	2023
PT KB Bukopin Finance	Pembiayaan/ *Financing*	1983	Jakarta	99.24%	99.24%	667.748	459.661
PT Bank KB Bukopin Syariah	Perbankan/ *Banking*	1990	Jakarta	95.92%	95.92%	8.644.906	7.920.474

PT KB Bukopin Finance ("KBBF")

PT KB Bukopin Finance ("KBBF") didirikan pada tanggal 11 Maret 1983 berdasarkan akta notaris No. 5 dari Notaris Tan A Sioe, S.H., dan bergerak dalam bidang *leasing* (perusahaan pembiayaan). Anggaran dasar Perusahaan telah mengalami beberapa kali perubahan, terakhir dengan Akta Notaris Linsia, S.H., M.Kn., No. 1092 tanggal 25 Oktober 2023, sehubungan dengan peningkatan modal ditempatkan dan disetor Perusahaan.

Rapat Umum Pemegang Saham Luar Biasa (RUPSLB) menyetujui untuk melakukan perubahan nama Perseroan dari PT Bukopin Finance menjadi PT KB Bukopin Finance ("KBBF") yang dituangkan ke dalam Akta No. 06 tanggal 28 Juni 2021 dan telah mendapat persetujuan dari Kementerian Hukum Dan Hak Asasi Manusia RI melalui Keputusan Menteri Hukum Dan Hak Asasi Manusia nomor AHU-0041490.AH.01.02.TAHUN 2021.

PT KB Bukopin Finance ("KBBF")

PT KB Bukopin Finance ("KBBF") was established on March 11, 1983 by notarial deed No. 5 of Notary Tan A Sioe, S.H., and is engaged in leasing activities. The Company's Articles of Association have been amended several times, the last of which was made by Notarial Deed No. 1092 of Linsia, S.H., M.Kn., dated October 25, 2023, in connection with increase in the Company's issued and paid-up capital.

The Extraordinary General Meeting of Shareholders (EGMS) agreed to change the name of the Company from PT Bukopin Finance to PT KB Bukopin Finance ("KBBF") which was stated in the Deed No. 06 dated June 28, 2021 and has received approval from the Ministry of Law and Human Rights of the Republic of Indonesia through the decision of the Minister of Law And Human Rights number AHU-0041490.AH.01.02.TAHUN 2021.

1. Umum (lanjutan)

c. Entitas anak (lanjutan)

PT KB Bukopin Finance ("KBBF")

Berdasarkan akta No. 1092 tanggal 25 Oktober 2023 dari Notaris Linsia, S.H., M.Kn., Perusahaan menambah setoran modal pada KBBF sebesar 118.580 saham dengan nilai nominal seluruhnya sebesar Rp592.900.000.000 sehingga meningkatkan persentase kepemilihan perusahaan pada KBBF dari 97,03% menjadi 99,24%.

PT Bank KB Bukopin Syariah ("KBBS")

PT Bank Persyarikatan Indonesia ("BPI") didirikan pada tanggal 29 Juli 1990 berdasarkan akta notaris No. 102 dari Notaris Dr. Widjojo Wilami, S.H., yang bergerak dalam bidang perbankan. Berdasarkan akta notaris No. 28 dari Notaris Adrian Djunaini, S.H., tanggal 31 Maret 2008, BPI telah berubah nama menjadi PT Bank Syariah Bukopin ("BSB"). Status BSB berubah dari Bank Konvensional menjadi Bank Syariah sebagaimana dinyatakan dalam persetujuan Bank Indonesia (BI) No. 10/69/KEP.GBI/DpG/2008 tanggal 27 Oktober 2008.

Pada tanggal 30 Juni 2021 Rapat Umum Pemegang Saham Luar Biasa (RUPSLB) menyetujui untuk melakukan perubahan nama Perseroan dari BSB menjadi PT Bank KB Bukopin Syariah ("KBBS") yang dituangkan ke dalam Akta No. 02 tanggal 6 Juli 2021 dan telah mendapat persetujuan Penetapan Penggunaan Izin Usaha Bank dengan Nama Baru dari Otoritas Jasa Keuangan berdasarkan surat nomor SR-27/PB.101/2021 tanggal 12 Agustus 2021 dan KEP-53/PB.1/2021 tanggal 10 Agustus 2021.

Berdasarkan akta No. 04 tanggal 16 Oktober 2023 dari Notaris Hasnah, S.H., Modal Dasar yang dimiliki KBBS saat ini adalah Rp3.000.000.000.000 yang terbagi atas 56.690.737.000 saham dan terdiri dari saham Seri A, Seri B, dan Seri C. Terdapat penambahan kepemilikan Perusahaan pada Seri C Sebesar 13.600.000.000 saham dengan nilai nominal seluruhnya sebesar Rp638.000.000.000. Hal ini memengaruhi persentase kepemilikan Perusahaan pada KBBS dari 92,78% menjadi 95,92%.

1. General (continued)

c. Subsidiaries (continued)

PT KB Bukopin Finance ("KBBF")

Based on deed No. 1092 dated October 25, 2023 from Notary Linsia S.H., M.Kn., the Company increased its capital deposit in KBBF by 118,580 shares with a total nominal value of Rp592,900,000,000 thus increasing the Company's ownership percentage in KBBF from 97.03% to 99.24%.

PT Bank KB Bukopin Syariah ("KBBS")

PT Bank Persyarikatan Indonesia ("BPI") was established on July 29, 1990 by notarial deed No. 102 of Notary Dr. Widjojo Wilami, S.H., and is engaged in Banking activities. Based on notarial deed No. 28 of Notary Adrian Djunaini, S.H., dated March 31, 2008, BPI has changed its name to PT Bank Syariah Bukopin ("BSB"). The status of BSB changed from Conventional Bank to Sharia Bank as stated in Bank Indonesia (BI) decision letter No. 10/69/KEP.GBI/DpG/2008 dated October 27, 2008.

On the June 30, 2021 Extraordinary General Meeting Shareholders (EGMS) agreed to change the company name from BSB into PT Bank KB Bukopin Syariah ("KBBS") which set forth into the Deed No. 02 dated July 6, 2021 and has been approved for keeping the use of Bank License under new name from Authority Financial Services based on SR-27/PB.101/2021 dated August 12, 2021 and KEP-53/PB.1/2021 dated August 10, 2021.

Based on deed No. 04 dated October 16, 2023 from Notary Hasnah, S.H., the current authorized capital of KBBS is Rp3,000,000,000,000 divided into 56,690,737,000 shares and consists of Series A, Series B, and Series C shares. There is an increase in the Company's ownership in Series C of 13,600,000,000 shares with a total nominal value of Rp638,000,000,000. This affected the Company's ownership percentage in KBBS from 92.78% to 95.92%.

1. Umum (lanjutan)

d. Penawaran umum obligasi dan penawaran umum saham Bank

Penawaran umum obligasi

Pada tanggal 21 April 2015, Bank telah menyampaikan Pernyataan Pendaftaran sehubungan dengan Penawaran Umum Berkelanjutan Obligasi Subordinasi Berkelanjutan II Bank Bukopin Tahap I Tahun 2015 (Penawaran Umum Berkelanjutan) kepada Otoritas Jasa Keuangan ("OJK") melalui surat No. 05630/DIR/IV/2015 dalam rangka Penawaran Umum Berkelanjutan Obligasi Subordinasi Berkelanjutan II Bank KB Bukopin dengan jumlah sebesar Rp2.000.000, dimana pada tahap pertama Bank menerbitkan dan menawarkan Obligasi Subordinasi Berkelanjutan II Bank KB Bukopin Tahap I Tahun 2015 (Obligasi Subordinasi) dengan jumlah pokok sebesar Rp400.000.

Obligasi Subordinasi tersebut diterbitkan tanpa warkat, ditawarkan dengan nilai 100% dari nilai nominal, berjangka waktu 7 (tujuh) tahun dengan tingkat bunga tetap sebesar 12,00% per tahun dan dibayarkan setiap triwulan dan akan jatuh tempo pada tanggal 30 Juni 2022.

Bank memperoleh pernyataan efektif dari OJK untuk melakukan Penawaran Umum Berkelanjutan melalui suratnya No. S-26/D.04/ 2015 tanggal 23 Juni 2015 dilaksanakan pada 24 - 25 Juni 2015. Dana Berkelanjutan ini telah diterima oleh Bank pada 30 Juni 2015 yang diperoleh dari Penawaran Umum Juni 2015.

Pada 11 Januari 2017, Bank telah menyampaikan Pernyataan Pendaftaran sehubungan dengan Penawaran Umum Berkelanjutan Obligasi Subordinasi Berkelanjutan II Bank KB Bukopin Tahap II Tahun 2017 (Penawaran Umum Berkelanjutan) kepada OJK melalui surat No. 00455/DIR/I/2017 dalam rangka Penawaran Umum Berkelanjutan Obligasi Subordinasi Berkelanjutan II Bank KB Bukopin dengan jumlah sebesar Rp2.000.000, dimana pada tahap kedua Bank menerbitkan dan menawarkan Obligasi Subordinasi Berkelanjutan II Bank KB Bukopin Tahap II Tahun 2017 (Obligasi Subordinasi) dengan jumlah pokok sebesar Rp1.405.000.

1. General (continued)

d. Public offering of the Bank's bonds and shares

Public offering of bonds

On April 21, 2015, the Bank submitted a Statement of Registration in connection with the Shelf Public Offering of Shelf-registered Subordinated Bonds II Bank KB Bukopin Tranche I Year 2015 (Shelf Public Offering) through letter No. 05630/DIR/IV/2015 to Financial Services Authority ("OJK") in relation with the Shelf Public Offering of Shelf-registered Subordinated Bonds II Bank KB Bukopin amounting to Rp2,000,000, whereby at first tranche the Bank issued and offered the Shelf-registered Subordinated Bonds II Bank KB Bukopin Tranche I Year 2015 (Subordinated Bonds) amounted to Rp400,000.

The Subordinated Bonds issued were scripless, offered at 100% of nominal value, with 7 (seven) years tenor and fixed interest rate of 12.00% per annum and will be paid quarterly and mature on June 30, 2022.

The Bank received the effective statement from OJK to conduct Shelf Public Offering through its letter No. S-26/D.04/2015 dated June 23, 2015. The Shelf Public Offering was held on June 24 - 25, 2015. The proceeds from the Shelf Public Offering were received by the Bank on June 30, 2015 from Public Offering in June 2015.

On January 11, 2017, the Bank submitted a Statement of Registration in connection with the Shelf Public Offering of Shelf-registered Subordinated Bonds II Bank KB Bukopin Tranche II Year 2017 (Shelf Public Offering) through letter No. 00455/DIR/I/2017 to Financial Services Authority ("OJK"), in relation with the Shelf Public Offering of Shelf-registered Subordinated Bonds II Bank KB Bukopin amounting to Rp2,000,000, whereby at second tranche the Bank issued and offered the Shelf-registered Subordinated Bonds II Bank KB Bukopin Tranche II Year 2017 (Subordinated Bonds) amounted to Rp1,405,000.

1. Umum (lanjutan)

d. Penawaran umum obligasi dan penawaran umum saham Bank (lanjutan)

Penawaran umum obligasi (lanjutan)

Obligasi Subordinasi tersebut diterbitkan tanpa warkat, ditawarkan dengan nilai 100% dari nilai nominal, berjangka waktu 7 (tujuh) tahun dengan tingkat bunga tetap sebesar 11,00% per tahun dan dibayarkan setiap triwulan dan akan jatuh tempo pada tanggal 28 Februari 2024. Bank memperoleh pernyataan efektif dari OJK untuk melakukan Penawaran Umum Berkelanjutan melalui suratnya No. S-161/ PB.313/2016 tanggal 23 Desember 2016. Penawaran Umum Berkelanjutan dilaksanakan pada tanggal 20 - 23 Februari 2017. Dana yang diperoleh dari Penawaran Umum Berkelanjutan ini telah diterima oleh Bank pada tanggal 28 Februari 2017.

Pada 10 September 2021, Bank telah menyampaikan Pernyataan Pendaftaran sehubungan dengan Penawaran Umum Berkelanjutan Obligasi Berkelanjutan I Bank KB Bukopin Tahap I Tahun 2021 (Penawaran Umum Berkelanjutan) kepada OJK melalui surat No. 08550/DIR/V/2021 dalam rangka Penawaran Umum Berkelanjutan Obligasi Subordinasi Berkelanjutan I Bank KB Bukopin dengan jumlah sebesar Rp1.000.000, dimana pada tahap pertama Bank menerbitkan dan menawarkan Obligasi Subordinasi Berkelanjutan I Bank KB Bukopin Tahap I Tahun 2021 (Obligasi Subordinasi) dengan jumlah pokok sebesar Rp1.000.000.

Pada 10 September 2021, Bank telah menyampaikan Pernyataan Pendaftaran sehubungan dengan Penawaran Umum Berkelanjutan Obligasi Subordinasi Berkelanjutan III Bank KB Bukopin Tahap I Tahun 2021 seri A dan seri B (Penawaran Umum Berkelanjutan) kepada OJK melalui surat No. 08550/DIR/V/2017 dalam rangka Penawaran Umum Berkelanjutan Obligasi Subordinasi Berkelanjutan III Bank KB Bukopin dengan jumlah masing-masing sebesar Rp315.000 dan Rp685.000, dimana pada tahap ketiga Bank menerbitkan dan menawarkan Obligasi Subordinasi Berkelanjutan III Bank KB Bukopin Tahap I Tahun 2021 seri A (Obligasi Subordinasi No. ISIN IDA0001176A9) dan Obligasi Subordinasi Berkelanjutan III Bank KB Bukopin Tahap I Tahun 2021 seri B (Obligasi Subordinasi No. ISIN IDA0001176B7) dengan jumlah pokok masing-masing sebesar Rp315.000 dan Rp685.000.

1. General (continued)

d. Public offering of the Bank's bonds and shares (continued)

Public offering of bonds (continued)

The Subordinated Bonds issued were scripless, offered at 100% of nominal value, with 7 (seven) years tenor and fixed interest rate of 11.00% per annum and will be paid quarterly and mature on February 28, 2024. The Bank received the effective statement from OJK to conduct Shelf Public Offering through its letter No. S-161/PB.313/2016 dated December 23, 2016. The Shelf Public Offering was held on February 20 - 23, 2017. The proceeds from the Shelf Public Offering were received by the Bank on February 28, 2017.

On September 10, 2021, the Bank submitted a Statement of Registration in connection with the Shelf Public Offering of Shelf-registered Subordinated Bonds I Bank KB Bukopin Tranche I Year 2021 (Shelf Public Offering) through letter No. 08550/DIR/V/2021 to Financial Services Authority ("OJK"), in relation with the Shelf Public Offering of Shelf-registered Subordinated Bonds I Bank KB Bukopin amounting to Rp1,000,000, whereby at first tranche the Bank issued and offered the Shelf-registered Subordinated Bonds I Bank KB Bukopin Tranche I Year 2021 (Subordinated Bonds) amounted to Rp1,000,000.

On September 10, 2021, the Bank submitted a Statement of Registration in connection with the Shelf Public Offering of Shelf-registered Subordinated Bonds III Bank KB Bukopin Tranche I Year 2021 serie A and serie B (Shelf Public Offering) through letter No. 08550/ DIR/V/2017 to Financial Services Authority ("OJK"), in relation with the Shelf Public Offering of Shelf-registered Subordinated Bonds III Bank KB Bukopin amounting to Rp315,000 and Rp685,000 respectively, whereby at third tranche the Bank issued and offered the Shelf-registered Subordinated Bonds III Bank KB Bukopin Tranche I Year 2021 serie A (Subordinated Bonds ISIN No. IDA0001176A9) and Shelf-registered Subordinated Bonds III Bank KB Bukopin Tranche I Year 2021 series B (Subordinated Bonds ISIN No. IDA0001176B7) amounted to Rp315,000 and Rp685,000, respectively.

1. Umum (lanjutan)

d. Penawaran umum obligasi dan penawaran umum saham Bank (lanjutan)

Penawaran umum obligasi (lanjutan)

Pada 14 Oktober 2024, Bank menerbitkan Obligasi Global PT Bank KB Bukopin Tbk, Obligasi Senior Tanpa Jaminan. Jumlah obligasi sebesar USD300.000.000 (angka penuh) (Rp4.828.500) dengan jangka waktu 3 tahun dengan tingkat bunga 5,658% per tahun dan akan jatuh tempo pada 30 Oktober 2027. Penerbitan ini dimaksudkan untuk membiayai kembali utang jangka pendek yang ada dan tujuan umum perusahaan lainnya. Surat Utang ini telah diberi kode keamanan ISIN: XS2904540692 dan tercatat di Bursa Efek Singapura (SGX-ST).

Penawaran umum saham

Pada bulan Juni 2006, Bank melakukan Penawaran Umum Saham Perdana sejumlah 843.765.500 lembar saham Seri B dengan nilai nominal Rp100 (nilai penuh) per saham dengan harga jual Rp350 (nilai penuh) per saham kepada masyarakat, melalui pasar modal di Indonesia sesuai dengan ketentuan perundang-undangan yang berlaku. Penawaran Umum Saham Perdana saham Seri B kepada masyarakat ini telah memperoleh pernyataan efektif dari BAPEPAM-LK melalui suratnya No. S-825/BL/2006 tanggal 30 Juni 2006.

Saham yang ditawarkan tersebut mulai diperdagangkan di Bursa Efek Indonesia pada tanggal 10 Juli 2006 dan pada saat yang bersamaan sebanyak 99% saham Bank juga dicatatkan. Seluruh saham kelas A sebesar 0,31% dan saham kelas B sebesar 0,69% yang dimiliki oleh Kopelindo dan Kopkapindo masing-masing secara proporsional tidak dicatatkan dalam rangka memenuhi ketentuan peraturan pemerintah.

Pada tanggal 26 Oktober 2009, Bank telah menyampaikan Pernyataan Pendaftaran sehubungan dengan Penawaran Umum Terbatas I kepada BAPEPAM-LK melalui surat No. 7548/DIR/X/2009 dalam rangka penerbitan Hak Memesan Efek Terlebih Dahulu (HMETD) kepada pemegang saham (Catatan 27b). Saham yang ditawarkan adalah sebanyak 286.050.768 saham biasa kelas B baru ("Saham Baru") dengan nilai nominal Rp100 (nilai penuh) per saham dengan harga penawaran Rp415 (nilai penuh) per saham. Bank memperoleh pernyataan efektif dari BAPEPAM-LK untuk melakukan Penawaran Umum Terbatas I melalui suratnya No. S-10319/BL/2009 tanggal 26 November 2009.

1. General (continued)

d. Public offering of the Bank's bonds and shares (continued)

Public offering of bonds (continued)

On October 14, 2024, the Bank issued Global Bond PT Bank KB Bukopin Tbk, a Senior Unsecured Bond. The Bond amounts to USD 300,000,000 (full amount) (Rp4,828,500) with a tenor of 3 years with a coupon rate of 5.658% per annum, maturing on October 30, 2027. The issuance is intended for refinancing existing short-term debt and other general corporate purposes. The bond has been assigned the security code ISIN: XS2904540692 and is listed on the Singapore Exchange (SGX-ST).

Public offering of shares

In June 2006, the Bank undertook an Initial Public Offering of Shares of 843,765,500 Series B shares with a par value of Rp100 (full amount) per share and offering price of Rp350 (full amount) per share to the public, through the capital market in Indonesia, in accordance with the prevailing capital market law. The Bank received the effectivity statement from the BAPEPAM-LK through its letter No. S-825/BL/2006 dated June 30, 2006 for the sale of Series B shares to the public.

The Initial Public Offering (IPO) shares were onotially traded on the Indonesia Stock Exchange on July 10, 2006 and at the same time, 99% of the Bank's shares were listed. All Series A shares amounting to 0.31% and Series B shares amounting to 0.69% which were owned by Kopelindo and Kopkapindo proportionally, were not listed to comply with the government regulation.

On October 26, 2009, the Bank submitted a Statement of Registration regarding Limited Public Offering I through letter No. 7548/ DIR/X/2009 to BAPEPAM-LK, in relation with the issuance of pre-emptive rights to the shareholders (Note 27b). Total shares offered were 286,050,768 common B shares ("New Shares") with a par value of Rp100 (full amount) per share and offering price of Rp415 (full amount) per share. The Bank received the effectivity statement from BAPEPAM-LK to conduct Limited Public Offering I through its letter No. S-10319/BL/2009 dated November 26, 2009.

1. Umum (lanjutan)

d. Penawaran umum obligasi dan penawaran umum saham Bank (lanjutan)

Penawaran umum saham (lanjutan)

Pada tanggal 26 November 2009, Bank melakukan Rapat Umum Pemegang Saham Luar Biasa untuk menyetujui pelaksanaan Penawaran Umum Terbatas I dalam rangka penerbitan HMETD.

Penawaran Umum Terbatas I dilaksanakan pada tanggal 4 - 10 Desember 2009. Jumlah dana yang diperoleh dari hasil Penawaran Umum Terbatas I adalah sebesar Rp118.711 (untuk 286.050.768 saham biasa kelas B), dimana sebesar Rp62.955 (untuk 151.699.698 saham biasa kelas B) diperoleh dari masyarakat dan sebesar Rp55.756 (untuk 134.351.070 saham biasa kelas B) diperoleh dari Koperasi Pegawai Bulog Seluruh Indonesia (Kopelindo) dan Yayasan Bina Sejahtera Warga (Yabinstra) Bulog yang bertindak sebagai pembeli siaga (*standby buyer*) dengan proporsi masing-masing sebesar 89,83% dan 10,17%.

Dana yang diperoleh dari Penawaran Umum Terbatas I ini telah diterima oleh Bank pada bulan Desember 2009.

Pada tanggal 20 Desember 2010, Bank telah menyampaikan Pernyataan Pendaftaran sehubungan dengan Penawaran Umum Terbatas II kepada BAPEPAM-LK melalui surat No. 11754/DIR/XII/2010 dalam rangka penerbitan Hak Memesan Efek Terlebih Dahulu (HMETD) kepada pemegang saham (Catatan 27b).

Saham yang ditawarkan adalah sebanyak 2.051.366.765 saham biasa kelas B baru ("Saham Baru") dengan nilai nominal Rp100 (nilai penuh) per saham dengan harga penawaran Rp520 (nilai penuh) per saham. Bank memperoleh pernyataan efektif dari BAPEPAM-LK untuk melakukan Penawaran Umum Terbatas II melalui suratnya No. S-771/BL/2011 tanggal 26 Januari 2011. Pada tanggal 26 Januari 2011, Bank melakukan Rapat Umum Pemegang Saham Luar Biasa untuk menyetujui pelaksanaan Penawaran Umum Terbatas II dalam rangka penerbitan HMETD.

1. General (continued)

d. Public offering of the Bank's bonds and shares (continued)

Public offering of shares (continued)

On November 26, 2009, the Bank held an Extraordinary General Meeting of Shareholders to approve the execution of the Limited Public Offering I with pre-emptive rights.

The Limited Public Offering I was held on December 4 - 10, 2009. The total proceeds from Limited Public Offering I amounting to Rp118,711 (for 286,050,768 common B shares), of which Rp62,955 (for 151,699,698 common B shares) was raised from the public and Rp55,756 (for 134,351,070 common B shares) was raised from Koperasi Pegawai Bulog Seluruh Indonesia (Kopelindo) and Yayasan Bina Sejahtera Warga (Yabinstra) Bulog, who acted as the standby buyers with proportional share of 89.83% and 10.17%, respectively.

The proceeds from the Limited Public Offering I were received by the Bank in December 2009.

On December 20, 2010, the Bank submitted a Statement of Registration regarding Limited Public Offering II through letter No. 11754/ DIR/XII/2010 to BAPEPAM-LK, in relation with the issuance of pre-emptive rights to the shareholders (Note 27b).

Total shares offered were 2,051,366,765 common B shares ("New Shares") with a par value of Rp100 (full amount) per share and offering price of Rp520 (full amount) per share. The Bank received the effectivity statement from BAPEPAM-LK to conduct Limited Public Offering II through its letter No. S-771/BL/2011 dated January 26, 2011. On January 26, 2011, the Bank held an Extraordinary General Meeting of Shareholders to approve the execution of the Limited Public Offering II with pre-emptive rights.

1. Umum (lanjutan)

d. Penawaran umum obligasi dan penawaran umum saham Bank (lanjutan)

Penawaran umum saham (lanjutan)

Penawaran Umum Terbatas II dilaksanakan pada tanggal 10 - 17 Februari 2011. Jumlah dana yang diperoleh dari hasil Penawaran Umum Terbatas II adalah sebesar Rp929.739 (untuk 1.787.960.495 saham biasa kelas B), dimana sebesar Rp921.098 (untuk 1.771.342.921 saham biasa kelas B) diperoleh dari masyarakat dan sebesar Rp8.641 (untuk 16.617.574 saham biasa kelas B) diperoleh dari Koperasi Karyawan Bank KB Bukopin Jakarta (KKBJ) dan Induk Koperasi Perikanan Indonesia (IKPI). Dana yang diperoleh dari Penawaran Umum Terbatas II ini telah diterima oleh Bank pada bulan Februari 2011.

Pada tanggal 28 Oktober 2013, Bank telah menyampaikan Pernyataan Pendaftaran sehubungan dengan Penawaran Umum Terbatas III kepada Otoritas Jasa Keuangan melalui surat No. 13308/DIR/X/2013 dalam rangka penerbitan Hak Memesan Efek Terlebih Dahulu (HMETD) kepada pemegang saham.

Saham yang ditawarkan adalah sebanyak-banyaknya 2.659.505.614 saham biasa kelas B baru ("Saham Baru") dengan nilai nominal Rp100 (nilai penuh) per saham dengan harga penawaran Rp660 (nilai penuh) per saham. Bank memperoleh pernyataan efektif dari Otoritas Jasa Keuangan untuk melakukan Penawaran Umum Terbatas III melalui surat No. S-424/D.04/2013 tanggal 12 Desember 2013. Pada 11 - 13 Desember 2013, Bank melakukan Rapat Umum Pemegang Saham Luar Biasa untuk menyetujui pelaksanaan Penawaran Umum Terbatas III dalam rangka penerbitan HMETD.

Penawaran Umum Terbatas III dilaksanakan pada tanggal 30 Desember 2013 sampai 7 Januari 2014. Jumlah dana yang diperoleh dari hasil Penawaran Umum Terbatas III sebesar Rp730.126 (untuk 1.106.252.141 saham biasa kelas B), dari nilai tersebut sebesar Rp9.291 (untuk 14.076.556 saham biasa kelas B) diperoleh dari masyarakat, sebesar Rp343.410 (untuk 520.319.150 saham biasa kelas B) diperoleh dari Koperasi Pegawai Bulog Seluruh Indonesia (Kopelindo) dan sebesar Rp377.425 (untuk 571.856.435 saham biasa kelas B) dari PT Bosowa Corporindo. Dana yang diperoleh dari Penawaran Umum Terbatas III ini telah diterima oleh Bank hingga tanggal 31 Desember 2013 sebesar Rp587.490 dan hingga tanggal 9 Januari 2014 sebesar Rp730.126.

1. General (continued)

d. Public offering of the Bank's bonds and shares (continued)

Public offering of shares (continued)

The Limited Public Offering II was held on February 10 - 17, 2011. The total proceeds from Limited Public Offering II amounted to Rp929,739 (for 1,787,960,495 common B shares), of which Rp921,098 (for 1,771,342,921 common B shares) was raised from the public and Rp8,641 (for 16,617,574 common B shares) was raised from Koperasi Karyawan Bank KB Bukopin Jakarta (KKBJ) and Induk Koperasi Perikanan Indonesia (IKPI). The proceeds from the Limited Public Offering II were received by the Bank in February 2011.

On October 28, 2013, the Bank submitted a Statement of Registration regarding Limited Public Offering III through letter No. 13308/DIR/X/2013 to the Financial Services Authority, in relation with the issuance of pre-emptive rights to the shareholders.

Total shares offered were 2,659,505,614 common B shares ("New Shares") with a par value of Rp100 (full amount) per share and offering price of Rp660 (full amount) per share. The Bank received the effectivity statement from the Financial Services Authority to conduct Limited Public Offering III through its letter No. S-424/D.04/2013 dated December 12, 2013. On December 11 - 13, 2013, the Bank held an Extraordinary General Meeting of Shareholders to approve the execution of the Limited Public Offering III with pre-emptive rights.

The Limited Public Offering III was held on December 30, 2013 to January 7, 2014. The total proceeds from Limited Public Offering III amounted to Rp730,126 (for 1,106,252,141 common B shares), of which Rp9,291 (for 14,076,556 common B shares) was raised from the public, Rp343,410 (for 520,319,150 common B shares) was raised from Koperasi Pegawai Bulog Seluruh Indonesia (Kopelindo) and Rp377,425 (for 571,856,435 common B shares) was raised from PT Bosowa Corporindo. The proceeds from the Limited Public Offering III received by the Bank until December 31, 2013 amounted to Rp587,490 and until January 9, 2014 amounted to Rp730,126.

1. Umum (lanjutan)

d. Penawaran umum obligasi dan penawaran umum saham Bank (lanjutan)

Penawaran umum saham (lanjutan)

Pada tanggal 22 Mei 2018, Bank melakukan Rapat Umum Pemegang Saham Tahunan untuk menyetujui pelaksanaan Penawaran Umum Terbatas IV dalam rangka penerbitan HMETD. Bank memperoleh pernyataan efektif dari Otoritas Jasa Keuangan untuk melakukan Penawaran Umum Terbatas IV melalui surat No. S-92/D.04/2018 tanggal 29 Juni 2018. Pada tanggal 2 Juli 2018, Bank telah menyampaikan Pernyataan Pendaftaran sehubungan dengan Penawaran Umum Terbatas IV kepada Otoritas Jasa Keuangan melalui surat No. 10400/SKPR/ X/2018 dalam rangka Penyampaian penerbitan Saham melalui Hak Memesan Efek Terlebih Dahulu (HMETD) kepada pemegang saham.

Saham yang ditawarkan adalah sebanyak-banyaknya 2.725.986.130 saham biasa kelas B baru ("Saham Baru") dengan nilai nominal Rp100 (nilai penuh) per saham dengan harga penawaran Rp570 (nilai penuh) per saham.

Penawaran Umum Terbatas (PUT) IV dilaksanakan pada tanggal 13 Juli 2018 - 25 Juli 2018. Hingga tanggal 27 Juli 2018, Bank telah menerima dana dari PUT IV sebesar Rp1.462.214 yaitu dari Kookmin Bank sebesar Rp1.460.910 dan dari Publik sebesar Rp1.304. Berdasarkan surat dari PT Datindo Entrycom mengenai komposisi pemegang saham pada tanggal 30 Juli 2018, dana dari Kookmin Bank telah dicatatkan sebagai peningkatan modal disetor sebesar 2.565.288.316 saham biasa kelas B.

Pada tanggal 29 Juni 2020 Bank telah menyampaikan Pernyataan Pendaftaran sehubungan dengan Penawaran Umum Terbatas (PUT) V kepada Otoritas Jasa Keuangan (OJK) melalui aplikasi Sprint OJK. PUT V akan menerbitkan 4.660.763.499 lembar saham biasa kelas B baru ("Saham Baru") dengan nilai nominal Rp100 (nilai penuh) per saham dan nilai penawaran Rp180 (nilai penuh) per saham.

Pada tanggal 2 September 2020 Bank telah melakukan Penambahan Modal Tanpa Hak Memesan Efek Terlebih Dahulu (PMTHMETD) dan menerbitkan saham baru sebanyak 16.360.578.947 (enam belas miliar tiga ratus enam puluh juta lima ratus tujuh puluh delapan ribu sembilan ratus empat puluh tujuh) saham kelas B dengan nilai nominal Rp100 (nilai penuh) per saham yang diambil bagian oleh KB Kookmin Bank Co., Ltd.

1. General (continued)

d. Public offering of the Bank's bonds and shares (continued)

Public offering of shares (continued)

On May 22, 2018, the Bank held an Extraordinary General Meeting of Shareholders to approve the execution of the Limited Public Offering IV with pre-emptive rights. The Bank received the effectivity statement from the Financial Services Authority to conduct Limited Public Offering IV through its letter No. S-92/D.04/2018 dated June 29, 2018. On July 2, 2018, the Bank submitted a Statement of Registration regarding Limited Public Offering IV through letter No. 10400/SKPR/ X/2018 to The Financial Services Authority, in relation with the issuance of pre-emptive rights to the shareholders.

Total shares offered were 2,725,986,130 common B shares ("New Shares") with a par value of Rp100 (full amount) per share and offering price of Rp570 (full amount) per share.

The Limited Public Offering (LPO) IV was held on July 13, 2018 to July 25, 2018. Until July 27, 2018, the Bank has received proceed from LPO IV amounting to Rp1,462,214, consist of Kookmin Bank amounting to Rp1,460,910 and from Public of Rp1,304. Based on letter from PT Datindo Entrycom regarding the composition of shareholders as at July 30, 2018, the proceed from Kookmin Bank has been registered as increase in paid-up capital amounting to 2,565,288,316 common B shares.

On June 29, 2020 Bank submitted a Statement of Registration regarding Limited Public Offering (LPO) V to The Financial Services Authority (FSA) through Sprint OJK. LPO V will issue 4,660,763,499 common B shares ("New Shares") with a par value of Rp100 (full amount) per share and offering price of Rp180 (full amount) per share.

On September 2, 2020, the Bank held Pre-emptive Rights (PMTHMETD) and issued 16,360,578,947 new shares (sixteen billion three hundred sixty million five hundred seventy eight thousand nine hundred and forty seven) class B shares with a nominal value of Rp100 (full amount) per share subscribed by KB Kookmin Bank Co., Ltd.

1. Umum (lanjutan)

d. Penawaran umum obligasi dan penawaran umum saham Bank (lanjutan)

Penawaran umum saham (lanjutan)

Pada tanggal 8 November 2021 Bank telah mendapatkan Pernyataan Efektif sehubungan dengan Penawaran Umum Terbatas (PUT) VI dari Otoritas Jasa Keuangan (OJK). PUT VI sendiri telah menerbitkan 35.214.288.984 lembar saham biasa kelas B baru ("Saham Baru") dengan nominal Rp100 (nilai penuh) per saham.

Pada tanggal 9 Juni 2023 Bank telah mendapatkan Pernyataan Efektif sehubungan dengan Penawaran Umum Terbatas (PUT) VII dari Otoritas Jasa Keuangan (OJK). PUT VI sendiri telah menerbitkan 119.999.999.692 lembar saham biasa kelas B baru ("Saham Baru") dengan nominal Rp100 (nilai penuh) per saham.

Tindakan Bank yang memengaruhi modal ditempatkan dan disetor penuh dalam saham biasa kelas B sejak Penawaran Umum Saham Perdana sampai dengan 31 Desember 2024 adalah sebagai berikut:

1. General (continued)

d. Public offering of the Bank's bonds and shares (continued)

Public offering of shares (continued)

On November 8, 2021, the Bank has obtained an Effective Statement related to the Limited Public Offering (PUT) VI from the Financial Services Authority (OJK). PUT VI itself has issued 35,214,288,984 new class B ordinary shares ("New Shares") with a nominal value of Rp100 (full amount) per share.

On June 9, 2023, the Bank has obtained an Effective Statement related to the Limited Public Offering (PUT) VI from the Financial Services Authority (OJK). PUT VI itself has issued 119,999,999,692 new class B ordinary shares ("New Shares") with a nominal value of Rp100 (full amount) per share.

The Bank's action which affects issued and fully paid capital in common B shares from Initial Public Offering of shares up to December 31, 2024 are as follows:

Tanggal/*Date*	Tindakan Perusahaan/*Corporate Action*	Jumlah Saham Ditempatkan dan Disetor Penuh/ *Issued and Fully Paid Shares*
31 Desember 2005/ *December 31, 2005*	Total saham sebelum Penawaran Umum Saham Perdana/ *Total shares before Initial Public Offering*	4.760.000.050
30 Juni 2006/ *June 30, 2006*	Penawaran Umum Saham Perdana sejumlah 843.765.500 lembar saham/ *Initial Public Offering of shares of 843,765,500 shares*	5.603.765.550
30 hari bursa sejak tanggal 10 Juli 2007/*30 trading days starting July 10, 2007*	Eksekusi saham dari program kompensasi manajemen berbasis saham sejumlah 47.864.000 lembar saham/ *Exercise of management stock option program of 47,864,000 shares*	5.651.629.550
30 hari bursa sejak tanggal 1 November 2007/*30 trading days starting November 1, 2007*	Eksekusi saham dari program kompensasi manajemen berbasis saham sejumlah 39.370.500 lembar saham/ *Exercise of management stock option program of 39,370,500 shares*	5.691.000.050
30 hari bursa sejak tanggal 10 Juli 2008/ *30 trading days starting July 10, 2008*	Eksekusi saham dari program kompensasi manajemen berbasis saham sejumlah 740.500 lembar saham/ *Exercise of management stock option program of 740,500 shares*	5.691.740.550
30 hari bursa sejak tanggal 1 November 2008/*30 trading days starting November 1, 2008*	Eksekusi saham dari program kompensasi manajemen berbasis saham sejumlah 780.500 lembar saham/ *Exercise of management stock option program of 780,500 shares*	5.692.521.050

1. Umum (lanjutan)

d. Penawaran umum obligasi dan penawaran umum saham Bank (lanjutan)

Penawaran umum saham (lanjutan)

1. General (continued)

d. Public offering of the Bank's bonds and shares (continued)

Public offering of shares (continued)

Tanggal/*Date*	Tindakan Perusahaan/*Corporate Action*	Jumlah Saham Ditempatkan dan Disetor Penuh/ *Issued and Fully Paid Shares*
30 hari bursa sejak tanggal 10 Juli 2009/ *30 trading days starting July 10, 2009*	Eksekusi saham dari program kompensasi manajemen berbasis saham sejumlah 7.156.500 lembar saham/ *Exercise of management stock option program of 7,156,500 shares*	5.699.677.550
30 hari bursa sejak tanggal 1 November 2009/*30 trading days starting November 1, 2009*	Eksekusi saham dari program kompensasi manajemen berbasis saham sejumlah 1.092.000 lembar saham/ *Exercise of management stock option program of 1,092,000 shares*	5.700.769.550
26 November 2009/ *November 26, 2009*	Penawaran Umum Terbatas I dalam rangka penerbitan Hak Memesan Efek Terlebih Dahulu sejumlah 286.050.768 lembar saham/ *Limited Public Offering I with the Issuance of Pre-emptive Rights of 286,050,768 shares*	5.986.820.318
30 hari bursa sejak tanggal 10 Juli 2010/ *30 trading days starting July 10, 2010*	Eksekusi saham dari program kompensasi manajemen berbasis saham sejumlah 129.687.500 lembar saham/ *Exercise of management stock option program of 129,687,500 shares*	6.116.507.818
30 hari bursa sejak tanggal 1 November 2010/*30 trading days starting November 1, 2010*	Eksekusi saham dari program kompensasi manajemen berbasis saham sejumlah 16.254.500 lembar saham/ *Exercise of management stock option program of 16,254,500 shares*	6.132.762.318
26 Januari 2011/ *January 26, 2011*	Penawaran Umum Terbatas II dalam rangka penerbitan Hak Memesan Efek Terlebih Dahulu sejumlah 1.787.960.495 lembar saham/ *Limited Public Offering II with the Issuance of Pre-emptive Rights of 1,787,960,495 shares*	7.920.722.813
30 hari bursa sejak tanggal 10 Juli 2011/ *30 trading days starting July 10, 2011*	Eksekusi saham dari program kompensasi manajemen berbasis saham sejumlah 12.705.000 lembar saham/ *Exercise of management stock option program of 12,705,000 shares*	7.933.427.813
30 hari bursa sejak tanggal 1 November 2011/*30 trading days starting November 1, 2011*	Eksekusi saham dari program kompensasi manajemen berbasis saham sejumlah 269.000 lembar saham/ *Exercise of management stock option program of 269,000 shares*	7.933.696.813
30 hari bursa sejak tanggal 10 Juli 2012/ *30 trading days starting July 10, 2012*	Eksekusi saham dari program kompensasi manajemen berbasis saham sejumlah 14.346.000 lembar saham/ *Exercise of management stock option program of 14,346,000 shares*	7.948.042.813
30 hari bursa sejak tangga/ 1 November 2012/*30 trading days starting November 1, 2012*	Eksekusi saham dari program kompensasi manajemen berbasis saham sejumlah 680.500 lembar saham/ *Exercise of management stock option program of 680,500 shares*	7.948.723.313
30 hari bursa sejak tanggal 2 Januari 2013/*30 trading days starting January 2, 2013*	Eksekusi saham dari program kompensasi manajemen berbasis saham sejumlah 352.500 lembar saham/ *Exercise of management stock option program of 352,500 shares*	7.949.075.813

1. Umum (lanjutan)

d. Penawaran umum obligasi dan penawaran umum saham Bank (lanjutan)

Penawaran umum saham (lanjutan)

1. General (continued)

d. Public offering of the Bank's bonds and shares (continued)

Public offering of shares (continued)

Tanggal/*Date*	Tindakan Perusahaan/*Corporate Action*	Jumlah Saham Ditempatkan dan Disetor Penuh/ *Issued and Fully Paid Shares*
30 hari bursa sejak tanggal 25 Mei 2013/ *30 trading days starting May 25, 2013*	Eksekusi saham dari program kompensasi manajemen berbasis saham sejumlah 9.954.500 embar saham/ *Exercise of management stock option program of 9,954,500 shares*	7.959.030.313
7 Januari 2014/ *January 7, 2014*	Penawaran Umum Terbatas III dalam rangka penerbitan Hak Memesan Efek Terlebih Dahulu sejumlah1.106.252.141 lembar saham/ *Limited Public Offering III with the Issuance of Pre-emptive Rights of 1,106,252,141 shares*	9.065.282.454
27 Juli 2018/ *July 27, 2018*	Penawaran Umum Terbatas IV dalam rangka penerbitan Hak Memesan Efek Terlebih Dahulu sejumlah 2.565.288.316 lembar saham/ *Limited Public Offering IV with the Issuance of Pre-emptive Rights of 2,565,288,316 shares*	11.630.570.770
29 Juni 2020/ *June 29, 2020*	Penawaran Umum Terbatas V dalam rangka penerbitan Hak Memesan Efek Terlebih Dahulu sejumlah 4.660.763.499 lembar saham/ *Limited Public Offering V with the Issuance of Pre-emptive Rights of 4,660,763,499 shares*	16.291.334.269
2 September 2020/ *September 2, 2020*	Penambahan Modal Tanpa Hak Memesan Efek Terlebih Dahulu ("PMTHMETD") sejumlah 16.360.578.974 lembar saham/ *Non Pre-Preemptive Private Placement with the Issuances of 16,360,578,974 shares*	32.651.913.243
2 Desember 2021/ *December 2, 2021*	Penawaran Umum Terbatas VI dalam rangka penerbitan Hak Memesan Efek Terlebih Dahulu sejumlah 35.214.288.984 lembar saham/ *Limited Public Offering VI with the Issuance of Pre-emptive Rights of 35,214,288,984 shares*	67.866.202.200
9 Juni 2023/ *June 9, 2023*	Penawaran Umum Terbatas VII dalam rangka penerbitan Hak Memesan Efek Terlebih Dahulu sejumlah 119.999.999.692 lembar saham/ *Limited Public Offering VI with the Issuance of Pre-emptive Rights of 119,999,999,692 shares*	187.866.201.892

2. Informasi Kebijakan Akuntansi Material

Kebijakan akuntansi utama yang diterapkan dalam penyusunan laporan keuangan konsolidasian Bank dan Entitas anak ("Grup") adalah seperti dijabarkan di bawah ini:

a. Pernyataan kepatuhan dan dasar penyusunan laporan keuangan konsolidasian Grup

Laporan keuangan konsolidasian telah disusun dan disajikan sesuai dengan Standar Akuntansi Keuangan di Indonesia yang mencakup Pernyataan dan Interpretasi yang dikeluarkan oleh Dewan Standar Akuntansi Keuangan

2. Material Accounting Policy Information

The principal accounting policies adopted in preparing the consolidated financial statements of the Bank and it's Subsidiaries (the "Group") are set out below:

a. Statement of compliance and basis of preparation of the Group's consolidated financial statements

The consolidated financial statements have been prepared and presented in accordance with Indonesian Financial Accounting Standards which comprise the Statements and Interpretations issued by the Board of Financial

2. Informasi Kebijakan Akuntansi Material (lanjutan)

a. Pernyataan kepatuhan dan dasar penyusunan laporan keuangan konsolidasian Grup (lanjutan)

Ikatan Akuntan Indonesia, Buku Panduan Akuntansi Perbankan bagi Bank Umum Kovensional (BPAK), Panduan Akuntansi Perbankan Syariah (PAPSI) dan Peraturan No. VIII.G.7 tentang "Penyajian dan Pengungkapan Laporan Keuangan Emiten atau Perusahaan Publik".

Laporan keuangan entitas anak yang bergerak di bidang perbankan Syariah disajikan sesuai dengan Pernyataan Standar Akuntansi Keuangan ("PSAK") 401 (Revisi 2016) tentang "Penyajian Laporan Keuangan Syariah", PSAK 402 (Amendemen 2013) tentang "Akuntansi Murabahah", PSAK 403 tentang "Akuntansi Salam", PSAK 404 (Amendemen 2016) tentang "Akuntansi Istishna", PSAK 405 tentang "Akuntansi Mudharabah", PSAK 406 tentang "Akuntansi Musyarakah", PSAK 407 (Amendemen 2016) tentang "Akuntansi Ijarah", PSAK 410 (Revisi 2015) tentang "Akuntansi Sukuk", dan Pedoman Akuntansi Perbankan Syariah Indonesia ("PAPSI") yang diterbitkan atas kerjasama Ikatan Akuntan Indonesia dengan Bank Indonesia.

Laporan keuangan konsolidasian disusun berdasarkan nilai historis kecuali untuk beberapa akun yang dinilai menggunakan dasar pengukuran lain sebagaimana dijelaskan pada kebijakan akuntansi dari akun tersebut. Laporan keuangan konsolidasian disusun berdasarkan akuntansi akrual kecuali laporan arus kas konsolidasian.

Grup telah menyusun laporan keuangan konsolidasian dengan dasar bahwa Grup akan terus mempertahankan kelangsungan usaha.

Laporan arus kas konsolidasian disusun dengan menggunakan metode langsung yang menyajikan penerimaan dan pengeluaran kas dan setara kas yang diklasifikasikan ke dalam aktivitas operasi, investasi, dan pendanaan.

Seluruh angka dalam laporan keuangan konsolidasian ini, kecuali dinyatakan secara khusus, dibulatkan menjadi jutaan Rupiah yang terdekat.

2. Material Accounting Policy Information (continued)

a. Statement of compliance and basis of preparation of the Group's consolidated financial statements (continued)

Accounting Standards of the Indonesian Institute of Accountants, The Banking Accounting Handbook for Conventional Commercial Banks (BPAK) the Islamic Banking Accounting Guide (PAPSI) and Regulation No. VIII.G.7 regarding "Presentation and Disclosures of issuers or Public Companies' Financial Statements".

The subsidiary's financial statements which operates under Sharia banking have been presented in accordance with Implementation of Financial Accounting Standards ("SFAS") 401 (Revised 2016) regarding "Sharia Financial Statements Presentation", SFAS 402 (Amendment 2013) regarding "Murabahah Accounting", SFAS 403 regarding "Salam Accounting", SFAS 404 (Amendment 2016) regarding "Istishna Accounting", SFAS 405 regarding "Mudharabah Accounting", SFAS 406 regarding "Musyarakah Accounting", SFAS 407 (Amendment 2016) regarding "Ijarah Accounting", SFAS 410 (Revised 2015) regarding "Accounting for Sukuk", and Indonesian Sharia Banking Accounting Guidelines ("PAPSI") as issued under the cooperation between Indonesian Institute of Accountants and Bank Indonesia.

The consolidated financial statements have been prepared under the historical cost convention except for certain accounts which are valued on other measurement basis as described in the accounting policies for such accounts. The consolidated financial statements are prepared under the accrual basis of accounting, except for the consolidated statement of cash flows.

The Group has prepared the consolidated financial statements on the basis that it will continue to operate as a going concern.

The consolidated statement of cash flows is prepared using the direct method which presents receipts and payments of cash and cash equivalents which are classified into operating, investing and financing activities.

All figures in the consolidated financial statements are rounded to and stated in millions of Rupiah, unless otherwise stated.

2. Informasi Kebijakan Akuntansi Material (lanjutan)

a. Pernyataan kepatuhan dan dasar penyusunan laporan keuangan konsolidasian Grup (lanjutan)

Pos-pos dalam Penghasilan Komprehensif Lainnya disajikan terpisah antara akun-akun yang akan direklasifikasikan ke laba rugi dan akun-akun yang tidak akan direklasifikasikan ke laba rugi.

Dalam penyusunan laporan keuangan konsolidasian sesuai dengan Standar Akuntansi Keuangan di Indonesia, dibutuhkan estimasi dan asumsi yang memengaruhi:
- nilai aset dan liabilitas dilaporkan, dan pengungkapan atas aset dan liabilitas kontinjensi pada tanggal laporan keuangan konsolidasian;
- jumlah pendapatan dan beban selama periode pelaporan.

Walaupun estimasi ini dibuat berdasarkan pengetahuan terbaik manajemen atas kejadian dan tindakan saat ini, hasil yang timbul mungkin berbeda dengan jumlah yang diestimasi semula.

Pertimbangan profesional dan estimasi signifikan dalam menentukan jumlah yang diakui dalam laporan keuangan konsolidasian adalah sebagai berikut:

Perhitungan cadangan kerugian

Saat mengukur Cadangan Kerugian Ekspektasian (ECL), Grup menggunakan informasi masa depan yang wajar dan dapat didukung, yang didasarkan pada asumsi untuk pergerakan masa depan dari berbagai pendorong ekonomi dan bagaimana penggerak ini akan saling memengaruhi.

Loss given default adalah estimasi kerugian yang timbul karena gagal bayar. Perhitungan didasarkan pada perbedaan antara arus kas kontraktual terutang dan yang diharapkan akan diterima, dengan mempertimbangkan arus kas dari agunan dan peningkatan kredit integral.

Probability of default merupakan input utama dalam mengukur ECL. *Probability of default* adalah perkiraan kemungkinan gagal bayar selama jangka waktu tertentu, yang penghitungannya mencakup data historis, asumsi, dan ekspektasi kondisi masa depan.

2. Material Accounting Policy Information (continued)

a. Statement of compliance and basis of preparation of the Group's consolidated financial statements (continued)

The items under Other Comprehensive Income (OCI) are presented separately between items to be reclassified to profit or loss and those items not to be reclassified to profit or loss.

The preparation of consolidated financial statements in conformity with Indonesian Financial Accounting Standards requires the use of estimates and assumptions that affects:
- the reported amounts of assets and liabilities and disclosure of contingent assets and liabilities at the date of the consolidated financial statements;
- the reported amounts of revenues and expenses during the reporting period.

Although these estimates are based on management's best knowledge of current events and activities, actual results may differ from those estimates.

The most significant uses of the judgment and estimates in determining the amounts recognized in the consolidated financial statements are as follows:

Calculation of loss allowance

When measuring Expected Credit Losses (ECL), the Group uses reasonable and supportable forward-looking information, which is based on assumptions for the future movement of different economic drivers and how these drivers will affect each other.

Loss given default is an estimate of the loss arising on default. It is based on the difference between the contractual cash flows due and those that the lender would expect to receive, taking into account cash flows from collateral and integral credit increase.

Probability of default constitutes a key input in measuring ECL. Probability of default is an estimate of the likelihood of default over a given time horizon, the calculation of which includes historical data, assumptions and expectations of future conditions.

2. Informasi Kebijakan Akuntansi Material (lanjutan)

a. Pernyataan kepatuhan dan dasar penyusunan laporan keuangan konsolidasian Grup (lanjutan)

Penilaian model bisnis

Klasifikasi dan pengukuran aset keuangan bergantung pada hasil 'semata dari pembayaran pokok dan bunga' ("SPPI") dan uji model bisnis (lihat bagian aset keuangan pada Catatan 2d). Grup menentukan model bisnis pada tingkat yang mencerminkan bagaimana kelompok aset keuangan dikelola bersama untuk mencapai tujuan bisnis tertentu. Penilaian ini mencakup penilaian yang mencerminkan semua bukti yang relevan termasuk bagaimana kinerja aset dievaluasi dan kinerjanya diukur, risiko yang memengaruhi kinerja aset dan bagaimana hal ini dikelola dan bagaimana manajer aset diberi kompensasi. Grup memantau aset keuangan yang diukur pada biaya perolehan diamortisasi atau nilai wajar melalui penghasilan komprehensif lain yang dihentikan pengakuannya sebelum jatuh tempo untuk memahami alasan pelepasannya dan apakah alasan tersebut konsisten dengan tujuan bisnis di mana aset tersebut dimiliki. Pemantauan adalah bagian dari penilaian berkelanjutan Grup atas apakah model bisnis di mana aset keuangan yang tersisa dimiliki tetap sesuai dan jika tidak sesuai apakah telah terjadi perubahan dalam model bisnis dan dengan demikian terdapat perubahan prospektif terhadap klasifikasi aset keuangan tersebut. Tidak ada perubahan yang diperlukan selama periode yang disajikan.

Klasifikasi aset dan liabilitas keuangan

Grup menetapkan klasifikasi atas aset dan liabilitas tertentu sebagai aset dan liabilitas keuangan dengan mempertimbangkan definisi yang ditetapkan PSAK 109. Dengan demikian, aset keuangan dan liabilitas keuangan diakui sesuai dengan kebijakan akuntansi Grup seperti diungkapkan pada Catatan 2d atas laporan keuangan konsolidasian.

Nilai wajar atas instrumen keuangan (Catatan 46)

Bila nilai wajar aset keuangan dan liabilitas keuangan yang tercatat pada laporan posisi keuangan konsolidasian tidak tersedia di pasar aktif, nilai wajar aset keuangan dan liabilitas keuangan ditentukan dengan menggunakan berbagai teknik penilaian termasuk penggunaan

2. Material Accounting Policy Information (continued)

a. Statement of compliance and basis of preparation of the Group's consolidated financial statements (continued)

Business model assessment

Classification and measurement of financial assets depend on the results of the Solely Payments of Principal and Interest (SPPI) and the business model test (please see financial assets section of Note 2d). The Group determines the business model at a level that reflects how group of financial assets are managed together to achieve a particular business objective. This assessment includes judgement reflecting all relevant evidence including how the performance of the assets is evaluated and their performance measured, the risks that affect the performance of the assets and how these are managed and how the managers of the assets are compensated. The Group monitors financial assets measured at amortized cost or fair value through other comprehensive income that are derecognized prior to their maturity to understand the reason for their disposal and whether the reasons are consistent with the objective of the business for which the asset was held. Monitoring is part of the Group's continuous assessment of whether the business model for which the remaining financial assets are held continues to be appropriate and if it is not appropriate whether there has been a change in business model and so a prospective change to the classification of those assets. No such changes were required during the periods presented.

Classification of financial assets and financial liabilities

The Group determines the classifications of certain assets and liabilities as financial assets and liabilities by considering the definition set forth in SFAS 109. Accordingly, the financial assets and liabilities are accounted for in accordance with the Group accounting policies as disclosed in Note 2d to the consolidated financial statements.

Fair value of financial instruments (Note 46)

Where the fair values of financial assets and financial liabilities recorded on the consolidated statement of financial position cannot be derived from active markets, the fair value of financial assets and liabilities is determined using various valuation techniques including the

2. Informasi Kebijakan Akuntansi Material (lanjutan)

a. Pernyataan kepatuhan dan dasar penyusunan laporan keuangan konsolidasian Grup (lanjutan)

Nilai wajar atas instrumen keuangan (Catatan 46) (lanjutan)

model matematika. Masukan untuk model ini berasal dari data pasar yang bisa diamati selama data tersebut tersedia. Bila data pasar yang bisa diamati tersebut tidak tersedia, pertimbangan manajemen diperlukan untuk menentukan nilai wajar. Pertimbangan tersebut mencakup pertimbangan likuiditas dan masukan model seperti volatilitas untuk transaksi derivatif yang berjangka waktu panjang dan tingkat diskonto, tingkat pelunasan dipercepat, dan asumsi tingkat gagal bayar.

Grup meninjau efek utang yang diklasifikasikan sebagai diukur pada nilai wajar melalui laba rugi, diukur pada nilai wajar melalui penghasilan komprehensif lain, dan diukur dengan biaya perolehan diamortisasi pada setiap tanggal laporan posisi keuangan konsolidasian untuk menilai apakah telah terjadi penurunan nilai. Penilaian tersebut memerlukan pertimbangan yang sama seperti yang diterapkan pada penilaian individual pada kredit yang diberikan.

Penurunan nilai aset non-keuangan (Catatan 13, 14, dan 15)

Grup mengevaluasi penurunan nilai aset non-keuangan apabila terdapat kejadian atau perubahan keadaan yang mengindikasikan bahwa nilai tercatat aset non-keuangan tidak dapat dipulihkan kembali.

Penurunan nilai timbul saat nilai tercatat aset atau Unit Penghasil Kas ("UPK") melebihi nilai terpulihnya, yaitu mana yang lebih besar antara nilai wajar dikurangi biaya untuk menjual dan nilai pakainya. Nilai wajar dikurangi biaya untuk menjual didasarkan pada ketersediaan data dari perjanjian penjualan yang mengikat yang dibuat dalam transaksi normal atas aset serupa atau harga pasar yang dapat diamati dikurangi dengan biaya tambahan yang dapat diatribusikan dengan pelepasan aset.

Aset pajak tangguhan (Catatan 21c)

Aset pajak tangguhan diakui atas jumlah pajak penghasilan terpulihkan (*recoverable*) pada periode mendatang sebagai akibat perbedaan temporer yang boleh dikurangkan. Justifikasi manajemen diperlukan untuk menentukan jumlah aset pajak tangguhan yang dapat diakui, sesuai dengan waktu yang tepat dan tingkat laba fiskal di masa mendatang sejalan dengan strategi rencana perpajakan ke depan.

2. Material Accounting Policy Information (continued)

a. Statement of compliance and basis of preparation of the Group's consolidated financial statements (continued)

Fair value of financial instruments (Note 46) (continued)

use of mathematical models. The inputs for these models are derived from observable market data when such data is available, if observable market data are not available, management judgment is required to determine the fair values. The judgments include considerations of liquidity and model inputs such as volatility for long term derivatives and discount rates, prepayment rates, and default rate assumptions.

The Group reviews their debt securities classified as measured at fair value through profit or loss, measured at fair value through other comprehensive income, and measured at amortized costs at each consolidated statement of financial position date to assess whether they are impaired. This requires similar judgment as applied to the individual assessment of loans.

Impairment of non-financial assets (Notes 13, 14, and 15)

The Group evaluates impairment of non-financial assets if there is event or change in circumstance that may indicate that the carrying amount of the non-financial assets may not be recovered.

An impairment exists when the carrying value of an asset or Cash Generating Unit ("CGU") exceeds its recoverable amount, which is the higher of its fair value less costs to sell and its value in use. The fair value less costs to sell calculation is based on available data from binding sales transactions in an arm's length transaction of similar assets or observable market prices less incremental costs for disposing the asset.

Deferred tax assets (Note 21c)

Deferred tax assets are recognized for the amount of income tax recoverable in future future periods as a result of deductible temporary difference. Management judgment is required to determine the amount of deferred tax assets that can be recognized, based upon the likely timing on level of future taxable profits, together with future tax planning strategy.

2. Informasi Kebijakan Akuntansi Material (lanjutan)

a. Pernyataan kepatuhan dan dasar penyusunan laporan keuangan konsolidasian Grup (lanjutan)

Liabilitas kesejahteraan karyawan (Catatan 37)

Program-program pensiun ditentukan berdasarkan perhitungan aktuarial. Perhitungan aktuarial menggunakan asumsi-asumsi seperti tingkat diskonto, tingkat pengembalian aset, tingkat kenaikan penghasilan, tingkat kematian, tingkat pengunduran diri, dan lain-lain.

Penyusutan aset tetap

Manajemen mengestimasi masa manfaat ekonomis aset tetap Grup antara 4 sampai dengan 20 tahun. Ini merupakan masa manfaat ekonomis yang secara umum diharapkan dalam industri perbankan. Perubahan tingkat pemakaian dan perkembangan teknologi dapat memengaruhi masa manfaat ekonomis dan nilai sisa aset, dan karenanya beban penyusutan masa depan mungkin direvisi. Penjelasan lebih rinci diungkapkan dalam Catatan 2p dan 13.

Revaluasi atas tanah (Catatan 13)

Grup menggunakan penilai independen untuk menilai nilai wajar atas tanah. Tanah dinilai dengan mengacu kepada bukti berdasarkan pasar, menggunakan harga yang sebanding setelah disesuaikan dengan faktor pasar spesifik seperti lokasi dan kondisi dari tanah.

Estimasi masa sewa

Dalam mengestimasi masa sewa dari masing-masing perjanjian sewa, manajemen mempertimbangkan seluruh fakta dan keadaan yang memberikan insentif ekonomik untuk mengeksekusi opsi perpanjangan, atau untuk tidak mengeksekusi opsi penghentian, termasuk perubahan fakta atau keadaan yang diekspektasi dari tanggal permulaan hingga tanggal eksekusi opsi. Opsi perpanjangan (atau periode setelah opsi penghentian) hanya diperhitungkan dalam masa sewa jika sewa cukup pasti akan diperpanjang (atau tidak dihentikan).

2. Material Accounting Policy Information (continued)

a. Statement of compliance and basis of preparation of the Group's consolidated financial statements (continued)

Liability for employee service entitlements (Note 37)

Pension programs are determined based on actuarial valuation. The actuarial valuation involves assumptions such as discount rate, expected rate of returns on plan assets, salary increase rate, mortality rate, resignation rate, and others.

Depreciation of fixed assets

Management properly estimates the economic useful life of the Group's fixed assets as ranging from 4 to 20 years. These are the economic useful life generally expected in the banking industries. Changes in the expected level of usage and technological development could impact the economic useful lives and the residual values of these assets, and therefore future depreciation charges could be revised. Further details are disclosed in Notes 2p and 13.

Revaluation of land (Note 13)

The Group uses an independent appraiser to assess the fair value of the lands. Lands are valued by referencing to market-based evidence, using comparable prices adjusted for specific markets factors such as the location and condition of the land.

Estimation of lease term

When estimating the lease term of the respective lease arrangement, management considers all facts and circumstances that create an economic incentive to exercise an extension option, or to not exercise a termination option, including any expected changes in facts and circumstances from the commencement date until the exercise date of the option. Extension options (or periods after termination options) are only included in the lease term if the lease is reasonably certain to be extended (or not terminated).

2. Informasi Kebijakan Akuntansi Material (lanjutan)

b. Prinsip-prinsip konsolidasian

Laporan keuangan konsolidasian meliputi laporan keuangan Bank dan laporan keuangan entitas anak.

Pengendalian diperoleh ketika Bank terekspos, atau memiliki hak atas imbal hasil variabel dari keterlibatannya dengan entitas dan memiliki kemampuan untuk memengaruhi pengembalian tersebut melalui kekuasaan yang dimiliki.

Dalam hal pengendalian terhadap entitas dimulai atau diakhiri dalam suatu tahun berjalan, maka hasil usaha entitas yang diperhitungkan ke dalam laporan keuangan konsolidasian hanya sebatas hasil pada saat pengendalian tersebut mulai diperoleh atau hingga saat pengendalian atas entitas tersebut berakhir.

Dalam mencatat akuisisi entitas anak digunakan metode pembelian. Biaya akuisisi diukur sebesar nilai wajar aset yang diserahkan, saham yang diterbitkan atau liabilitas yang diambil alih pada tanggal akuisisi. Biaya transaksi, selain biaya yang berhubungan dengan penerbitan instrumen utang atau ekuitas yang ditanggung oleh Bank sehubungan dengan kombinasi bisnis, dibebankan pada saat terjadinya. Kelebihan biaya akuisisi atas nilai wajar aset neto entitas anak dicatat sebagai *goodwill* (Catatan 2q.i untuk kebijakan akuntansi atas *goodwill*).

Seluruh saldo dan transaksi yang signifikan termasuk keuntungan/kerugian yang belum direalisasi antar entitas dieliminasi untuk mencerminkan posisi keuangan dan hasil usaha Grup sebagai satu kesatuan usaha.

Laporan keuangan konsolidasian disusun dengan menggunakan kebijakan akuntansi yang sama untuk peristiwa dan transaksi sejenis dalam kondisi yang sama. Kebijakan akuntansi utama yang digunakan dalam penyusunan laporan keuangan konsolidasian, telah diterapkan secara konsisten oleh entitas anak, kecuali dinyatakan lain.

Laba atau rugi dan setiap komponen penghasilan komprehensif lain diatribusikan pada pemilik entitas induk dan pada kepentingan non-pengendali. Seluruh penghasilan komprehensif diatribusikan pada pemilik entitas induk dan pada kepentingan non-pengendali bahkan jika hal ini mengakibatkan kepentingan non-pengendali mempunyai saldo defisit.

2. Material Accounting Policy Information (continued)

b. Principles of consolidation

The consolidated financial statements include the financial statements of the Bank and financial statements of its subsidiaries.

Control is achieved when the Bank is exposed, or has rights to variable returns from its involvement with the investee and has the ability to affect those returns through the power it holds.

Where an entity either began or ceased to be controlled during the year, the results of operations of that entity included into the consolidated financial statements at limited to the period from when control is first obtained or up when control is lost.

The purchase method of accounting is used to account for the acquisition of subsidiary. The cost of an acquisition is measured at the fair value of the given up assets, shares issued or liabilities assumed at the date of acquisition. Transaction cost, excluding debt or equity instrument issuance cost which is borne by the Bank in relation with business combination, is charged to expense when incurred. The excess of the cost of acquisition over the fair value of the net assets of the subsidiary acquired is recorded as goodwill (Note 2q.i for the accounting policy on goodwill).

All significant intercompany balances and transactions, including unrealized gain/loss, are eliminated to reflect the financial position and results of operations of the Group as one business entity.

The consolidated financial statements are prepared using uniformed accounting policy for transactions and events in similar circumstances. The principal accounting policies adopted in preparing the consolidated financial statements have been consistently applied by the subsidiaries, unless otherwise stated.

Profit or loss and each component of other comprehensive income are attributed to the equity holders of the parent entity and to the non-controlling interest. Total comprehensive income is attributed to the equity holders of the parent entity and to the non-controlling interest even if this results in the non-controlling interest having a deficit balance.

2. Informasi Kebijakan Akuntansi Material (lanjutan)

c. Penjabaran mata uang asing

i. Mata uang penyajian

Laporan keuangan konsolidasian disajikan dalam mata uang Rupiah, yang merupakan mata uang fungsional Grup.

ii. Transaksi dan saldo

Transaksi dalam mata uang asing dijabarkan ke mata uang Rupiah dengan menggunakan kurs pada tanggal-tanggal transaksi tersebut. Pada tanggal pelaporan, aset dan liabilitas moneter dalam mata uang asing dijabarkan ke dalam mata uang Rupiah dengan menggunakan kurs laporan (penutupan) yang ditetapkan oleh Bank Indonesia berdasarkan kurs *spot* Reuters pada pukul 16.00 Waktu Indonesia Barat ("WIB") yang berlaku pada tanggal tersebut.

Keuntungan dan kerugian selisih kurs yang timbul dari transaksi dalam mata uang asing dan dari penjabaran aset dan liabilitas moneter dalam mata uang asing diakui pada laba rugi, kecuali apabila ditangguhkan pada bagian ekuitas sebagai lindung nilai arus kas yang memenuhi syarat.

Selisih penjabaran mata uang asing atas efek utang dan aset moneter keuangan lain yang diukur berdasarkan nilai wajar dicatat sebagai bagian dari keuntungan dan kerugian selisih kurs.

Berikut ini adalah kurs mata uang asing utama yang digunakan untuk penjabaran jumlah dalam mata uang asing ke dalam Rupiah pada tanggal 31 Desember 2024 dan 2023:

2. Material Accounting Policy Information (continued)

c. Foreign currency translations

i. Presentation currency

The consolidated financial statements are presented in Rupiah, which is the functional currency of the Group.

ii. Transactions and balances

Transactions denominated in a foreign currency are converted into Rupiah using the spot rate at those transaction dates. At the reporting date, monetary assets and liabilities in foreign currencies are translated using the reporting rate (closing) determined by Bank Indonesia based on the Reuters spot rate at 16.00 Western Indonesia Time ("WIB") prevailing at that date.

Exchange gains and losses arising on transactions in foreign currency and on the translation of foreign currency monetary assets and liabilities are recognized in the profit or loss, except when deferred in equity as qualifying cash flow hedges.

Translation differences on debt marketable securities and other monetary financial assets measured at fair value are included in foreign exchange gains and losses.

Below are the major exchange rates used for translation of foreign currency amounts into Rupiah as at December 31, 2024 and 2023:

	2024	2023	
Poundsterling Inggris	20.219	19.626	Great Britain Poundsterling
Euro Eropa	16.758	17.038	European Euro
Dolar Amerika	16.095	15.397	United States Dollar
Dolar Singapura	11.845	11.676	Singapore Dollar
Dolar Australia	10.014	10.521	Australian Dollar
Yuan Cina	2.205	2.170	Chinese Yuan
Dolar Hong Kong	2.073	1.970	Hong Kong Dollar
Yen Jepang	103	109	Japanese Yen
Won Korea Selatan	11	12	South Korean Won

2. Informasi Kebijakan Akuntansi Material (lanjutan)

d. Aset dan liabilitas keuangan

Aset keuangan Grup terdiri dari kas, giro pada Bank Indonesia, giro pada bank lain, penempatan pada Bank Indonesia dan bank lain, tagihan derivatif, surat-surat berharga, surat-surat berharga yang dibeli dengan janji dijual kembali, wesel ekspor dan tagihan lainnya, kredit yang diberikan dan pembiayaan piutang syariah, tagihan akseptasi, penyertaan saham, bunga yang masih akan diterima, dan aset lain-lain (setoran jaminan).

Liabilitas keuangan Grup terdiri dari liabilitas segera, simpanan nasabah, simpanan dari bank lain, liabilitas derivatif, surat-surat berharga yang dijual dengan janji dibeli kembali, liabilitas akseptasi, surat berharga yang diterbitkan, pinjaman yang diterima, bunga yang masih harus dibayar, dan liabilitas lain-lain.

(i) Klasifikasi

Aset keuangan diklasifikasikan berdasarkan kategori sebagai berikut pada saat pengakuan awal:

- Aset keuangan yang diukur pada nilai wajar melalui laporan laba rugi (FVTPL);
- Diukur pada biaya diamortisasi; dan
- Aset keuangan yang diukur pada nilai wajar melalui penghasilan komprehensif lain (FVTOCI).

Aset keuangan diklasifikasikan menjadi kategori tersebut di atas berdasarkan model bisnis dimana aset keuangan tersebut dimiliki, dan karakteristik arus kas kontraktualnya. Model bisnis merefleksikan bagaimana kelompok aset keuangan dikelola untuk mencapai tujuan bisnis tertentu.

2. Material Accounting Policy Information (continued)

d. Financial assets and liabilities

The Group's financial assets consist of cash, current accounts with Bank Indonesia, current accounts with other banks, placements with Bank Indonesia and other banks, derivative receivables, marketable securities, marketable securities receivables purchased with agreements to resell, bills and other receivables, loans and sharia receivables financing, acceptances receivable, investments in shares, interest receivables, and other assets (guarantee deposit).

The Group's financial liabilities consist of liabilities immediately payable, deposits from customers, deposits from other banks, derivative payable, marketable securities sold with agreement to repurchase, acceptances payables, marketable securities issued, borrowings, interest payable, and other liabilities.

(i) Classification

Financial assets are classified into the following categories on initial recognition:

- Financial assets held at fair value through profit or loss (FVTPL);
- Amortized cost; and
- Financial assets held at fair value through other comprehensive income (FVTOCI).

Financial assets are classified into these categories based on the business model within which they are held, and their contractual cash flow characteristics. The business model reflects how groups of financial assets are managed to achieve a particular business objective.

2. Informasi Kebijakan Akuntansi Material (lanjutan)

d. Aset dan liabilitas keuangan (lanjutan)

(i) Klasifikasi (lanjutan)

Aset keuangan hanya dapat dikategorikan sebagai biaya perolehan diamortisasi jika instrumen dimiliki dalam rangka mendapatkan arus kas kontraktual *("hold to collect")*, dan dimana arus kas kontraktual tersebut semata dari pembayaran pokok dan bunga (SPPI). Pokok merupakan nilai wajar dari instrumen pada saat pengakuan awal. Bunga dalam hal ini merupakan kompensasi untuk nilai waktu uang dan risiko kredit terkait beserta kompensasi untuk risiko lain dan biaya yang konsisten dengan persyaratan dalam peminjaman standar dan marjin laba. Kategori aset ini membutuhkan penilaian persyaratan kontraktual pada saat pengakuan awal untuk menentukan apakah kontrak mengandung persyaratan yang dapat mengubah waktu atau jumlah dari arus kas yang tidak konsisten dengan persyaratan SPPI.

Dalam menilai apakah arus kas kontraktual memiliki karakteristik SPPI, Grup mempertimbangkan persyaratan kontraktual atas instrumen tersebut. Hal ini termasuk dalam hal menilai apakah aset keuangan mengandung ketentuan kontraktual yang dapat mengubah waktu atau jumlah arus kas kontraktual sehingga tidak dapat memenuhi kondisi SPPI. Dalam melakukan penilaian, Grup mempertimbangkan:

- Kejadian kontinjensi yang akan mengubah jumlah dan waktu arus kas;
- Fitur *leverage*; dan
- Persyaratan pelunasan dipercepat atau perpanjangan fasilitas.

Aset dapat dijual dari *portofolio hold to collect* ketika terdapat peningkatan risiko kredit. Penghentian untuk alasan lain diperbolehkan namun jumlah penjualan tersebut harus tidak signifikan jumlahnya atau tidak sering.

2. Material Accounting Policy Information (continued)

d. Financial assets and liabilities (continued)

(i) Classification (continued)

Financial assets can only be categorized at amortized cost if the instruments are held in order to collect the contractual cash flows ("hold to collect"), and where those contractual cash flows are solely payments of principal and interest (SPPI). Principal represents the fair value of the instrument at the time of initial recognition. Interest in this context represents compensation for the time value of money and associated credit risks together with compensation for other risks and costs consistent with a basic lending arrangement and a profit margin. This requires an assessment at initial recognition of the contractual terms to determine whether it contains a term that could change the timing or amount of cash flows in a way that is inconsistent with the SPPI criteria.

In assessing whether the contractual cash flows have SPPI characteristics, the Group considers the contractual terms of the instrument. This includes assessing whether the financial asset contains a contractual term that could change the timing or amount of contractual cash flows such that it would not meet the SPPI condition. In making the assessment, the Group considers:

- Contingent events that would change the amount and timing of cash flows;
- Leverage features; and
- Prepayment and extension terms.

Assets may be sold out of hold to collect portfolios when there is an increase in credit risk. Disposals for other reasons are permitted but such sales should be insignificant in value or infrequent in nature.

2. Informasi Kebijakan Akuntansi Material (lanjutan)

d. Aset dan liabilitas keuangan (lanjutan)

(i) Klasifikasi (lanjutan)

Aset keuangan berupa instrumen utang dimana tujuan model bisnis dicapai dengan mendapatkan arus kas kontraktual dan menjual aset ("*hold to collect and sell*") dan memiliki arus kas SPPI, diklasifikasikan sebagai FVTOCI, dengan laba rugi yang belum direalisasi ditangguhkan di pendapatan komprehensif lain sampai aset tersebut diberhentikan.

Seluruh aset keuangan lainnya akan dipersyaratkan diklasifikasikan sebagai FVTPL. Aset keuangan dapat ditetapkan sebagai FVTPL hanya jika ini dapat mengeliminasi atau mengurangi *accounting mismatch.*

Manajemen menentukan klasifikasi aset keuangan dan liabilitas keuangan pada saat pengakuan awal.

(ii) Pengukuran awal

a. Pembelian atau penjualan aset keuangan yang memerlukan penyerahan aset dalam kurun waktu yang telah ditetapkan oleh peraturan dan kebiasaan yang berlaku di pasar (pembelian secara reguler) diakui pada tanggal penyelesaian, seperti tanggal perusahaan berkomitmen untuk membeli atau menjual aset.
b. Aset keuangan dan liabilitas keuangan pada awalnya diukur pada nilai wajarnya. Dalam hal aset keuangan atau liabilitas keuangan tidak diukur pada nilai wajar melalui laporan laba rugi, nilai wajar tersebut ditambah biaya transaksi yang dapat diatribusikan secara langsung. Pengukuran aset keuangan dan liabilitas keuangan setelah pengakuan awal tergantung pada klasifikasinya.

Biaya transaksi hanya meliputi biaya-biaya yang dapat diatribusikan secara langsung untuk perolehan suatu aset keuangan atau penerbitan suatu liabilitas keuangan dan merupakan biaya tambahan yang tidak akan terjadi apabila instrumen keuangan tersebut tidak diperoleh atau diterbitkan. Untuk aset keuangan, biaya transaksi ditambahkan pada jumlah yang diakui pada awal pengakuan aset, sedangkan untuk liabilitas keuangan, biaya transaksi dikurangkan dari

2. Material Accounting Policy Information (continued)

d. Financial assets and liabilities (continued)

(i) Classification (continued)

Financial asset debt instruments where the business model objectives are achieved by collecting the contractual cash flows and by selling the assets ("hold to collect and sell") and that have SPPI cash flows are held at FVTOCI, with unrealized gains or losses deferred in other comprehensive income until the asset is derecognized.

All other financial assets will mandatorily be classified as FVTPL. Financial assets may be designated as FVTPL only if it can eliminates or reduces an accounting mismatch.

Management determines the classification of its financial assets and liabilities at initial recognition.

(ii) Initial recognition

a. Purchases or sales of financial assets that require delivery of assets within a time frame established by regulation or convention in the market place (regular way purchases) are recognized on the settlement date, such as, the date that the companies commit to purchase or sell the assets.

b. Financial assets and liabilities are initially recognized at fair value. For the cases where financial assets and liabilities are not measured at fair value through profit or loss, the fair value is increased by transaction costs that can be directly attributed. The subsequent measurement of financial assets and liabilities depends on their classification.

Transaction costs only include costs that are directly attributable to the acquisition of a financial asset or issuance of a financial liability and an additional charge that would not occur if the financial instrument is not acquired or issued. For financial assets, transaction costs are added to the amount recognized in the initial recognition of the asset, while for financial liabilities, transaction costs are deducted from the amount of debt recognized on initial

2. Informasi Kebijakan Akuntansi Material (lanjutan)

d. Aset dan liabilitas keuangan (lanjutan)

(ii) Pengukuran awal (lanjutan)

jumlah utang yang diakui pada pengakuan awal liabilitas. Biaya transaksi tersebut diamortisasi selama umur instrumen berdasarkan metode suku bunga efektif dan dicatat sebagai bagian dari pendapatan bunga untuk biaya transaksi sehubungan dengan aset keuangan atau sebagai bagian dari beban bunga untuk biaya transaksi sehubungan dengan liabilitas keuangan.

Grup, pada pengakuan awal, dapat menetapkan aset keuangan dan liabilitas keuangan tertentu sebagai nilai wajar melalui laba rugi (opsi nilai wajar). Opsi nilai wajar dapat digunakan hanya bila memenuhi ketetapan sebagai berikut:

- penetapan sebagai opsi nilai wajar mengurangi atau mengeliminasi (*accounting mismatch*) yang dapat timbul; atau
- aset keuangan dan liabilitas keuangan merupakan bagian dari portofolio instrumen keuangan yang risikonya dikelola dan dilaporkan kepada manajemen kunci berdasarkan nilai wajar; atau
- aset keuangan dan liabilitas keuangan terdiri dari kontrak utama dan derivatif melekat yang harus dipisahkan, tetapi tidak dapat mengukur derivatif melekat secara terpisah.

(iii) Pengukuran setelah pengakuan awal

a. Aset keuangan dan liabilitas keuangan dalam kelompok nilai wajar melalui penghasilan komprehensif lain yang diukur pada nilai wajar melalui laporan laba rugi diukur pada nilai wajarnya.
b. Aset keuangan dan liabilitas keuangan lainnya yang diukur pada biaya perolehan diamortisasi, diukur pada biaya perolehan diamortisasi dengan menggunakan metode suku bunga efektif.

(iv) Penghentian pengakuan

a. Aset keuangan dihentikan pengakuannya jika:

- Hak kontraktual atas arus kas yang berasal dari aset keuangan tersebut berakhir; atau

2. Material Accounting Policy Information (continued)

d. Financial assets and liabilities (continued)

(ii) Initial recognition (continued)

recognition of a liability. The transaction costs are amortized over the terms of the instrument based on the effective interest rate method and recorded as part of interest income for transaction costs related to the financial asset or as part of interest expense for transaction costs related to financial liabilities.

The Group, upon initial recognition, may designate certain financial assets and liabilities, at fair value through profit or loss (fair value option). The fair value option is only applied when the following conditions are met:

- the application of the fair value option reduces or eliminates an accounting mismatch that would otherwise arise; or
- the financial assets and liabilities are part of a portfolio of financial instruments, the risks of which are managed and reported to key management on a fair value basis; or
- the financial assets and liabilities consist of a host contract and an embedded derivative that must be bifurcated, but unable to measure the embedded derivative separately.

(iii) Subsequent measurement

a. Fair value through other comprehensive income financial assets and financial liabilities measured at fair value through profit or loss are subsequently measured at fair value.
b. Financial assets and other financial liabilities which are measured at amortized cost, are measured at amortized cost using the effective interest method.

(iv) Derecognition

a. Financial assets are derecognized when:

- The contractual rights to receive cashflows from the financial assets have expired; or

2. Informasi Kebijakan Akuntansi Material (lanjutan)

d. Aset dan liabilitas keuangan (lanjutan)

(iv) Penghentian pengakuan (lanjutan)

a. Aset keuangan dihentikan pengakuannya jika: (lanjutan)

- Grup mentransfer hak untuk menerima arus kas yang berasal dari aset keuangan atau menanggung liabilitas untuk membayarkan arus kas yang diterima tersebut secara penuh tanpa penundaan berarti kepada pihak ketiga di bawah kesepakatan pelepasan; dan
- antara (a) Grup telah mentransfer secara substansial seluruh risiko dan manfaat atas aset, atau
- (b) Grup tidak mentransfer maupun tidak memiliki secara substansial seluruh risiko dan manfaat atas aset, namun telah mentransfer kendali atas aset.

Ketika Grup telah mentransfer hak untuk menerima arus kas dari aset atau di bawah kesepakatan pelepasan, dan tidak mentransfer serta tidak mempertahankan secara substansial seluruh risiko dan manfaat atas aset dan masih memiliki pengendalian atas aset, aset diakui sebesar keterlibatan Grup yang berkelanjutan atas aset tersebut.

Kredit yang diberikan atau aset keuangan lain dihapusbukukan ketika tidak terdapat prospek yang realistis mengenai pengembalian kredit dalam waktu dekat atau hubungan normal dengan debitur telah berakhir. Kredit yang tidak dapat dilunasi dihapusbukukan dengan mendebit cadangan kerugian penurunan nilai.

b. Liabilitas keuangan dihentikan pengakuannya jika liabilitas keuangan tersebut berakhir, yaitu ketika liabilitas yang ditetapkan dalam kontrak dilepaskan atau dibatalkan atau kedaluwarsa.

2. Material Accounting Policy Information (continued)

d. Financial assets and liabilities (continued)

(iv) Derecognition (continued)

a. Financial assets are derecognized when: (continued)

- The Group has transferred its rights to receive cash flows from the financial assets or has assumed an obligation to pay the received cash flows in full without material delay to a third party under a pass through arrangement; and
- either (a) the Group has transferred substantially all the risks and rewards of the asset, or
- (b) the Group has neither transferred nor retained substantially all the risks and rewards of the asset, but has transferred control of the asset.

When the Group has transferred its rights to receive cash flows from an asset or has entered into a pass-through arrangement, and has neither transferred nor retained substantially all risks and rewards of the asset nor transferred control of the asset, the asset is recognized to the extent of the Group's continuing involvement in the asset.

Loans or other financial assets are written off when there is no realistic prospect of collection in the near future or the normal relationship with the borrowers has ceased to exist. When a loan is deemed uncollectible, it is written off against the related allowance for impairment losses.

b. Financial liabilities are derecognized when they are extinguished, i.e. liabilities stated in the contract are released or cancelled or have expired.

2. Informasi Kebijakan Akuntansi Material (lanjutan)

d. Aset dan liabilitas keuangan (lanjutan)

(iv) Penghentian pengakuan (lanjutan)

Jika suatu liabilitas keuangan yang ada digantikan dengan yang lain oleh pemberi pinjaman yang sama pada keadaan yang secara substansial berbeda, atau berdasarkan suatu liabilitas yang ada yang secara substansial telah diubah, seperti pertukaran atau modifikasi yang diperlakukan sebagai penghentian pengakuan liabilitas awal dan pengakuan liabilitas baru, dan perbedaan nilai tercatat masing-masing diakui dalam laporan laba rugi dan penghasilan komprehensif lain konsolidasian.

(v) Pengakuan pendapatan dan beban

a. Pendapatan dan beban bunga atas aset keuangan yang diukur pada nilai wajar melalui penghasilan komprehensif lain serta aset keuangan dan liabilitas keuangan yang dicatat berdasarkan biaya perolehan diamortisasi, diakui pada laporan laba rugi konsolidasi dengan menggunakan metode suku bunga efektif.

Jumlah tercatat bruto aset keuangan adalah biaya perolehan diamortisasi aset keuangan sebelum disesuaikan dengan cadangan penurunan nilai.

Dalam menghitung pendapatan dan beban bunga, tingkat bunga efektif diterapkan pada jumlah tercatat bruto aset (ketika aset tersebut bukan aset keuangan memburuk) atau terhadap biaya perolehan diamortisasi dari liabilitas.

Untuk aset keuangan yang telah memburuk pada saat pengakuan awal, pendapatan bunga dihitung dengan menerapkan tingkat bunga efektif terhadap biaya perolehan diamortisasi dari aset keuangan tersebut. Jika aset tersebut tidak lagi memburuk, maka perhitungan pendapatan bunga akan tetap dihitung dengan menerapkan tingkat bunga efektif terhadap biaya perolehan diamortisasi dari aset keuangan tersebut.

2. Material Accounting Policy Information (continued)

d. Financial assets and liabilities (continued)

(iv) Derecognition (continued)

Where an existing financial liability is replaced by another from the same lender on substantially different terms, or the terms of an existing liability are substantially modified, such an exchange or modification is treated as derecognition of the original liability and the recognition of a new liability, and the difference in the respective carrying amounts is recognized in the consolidated statement of profit and loss and other comprehensive income.

(v) Income and expense recognition

a. Interest income and expense on financial assets measured at fair value through other comprehensive income as well as financial assets and financial liabilities recorded at amortized cost are recognized in the consolidated statement of profit or loss using the effective interest method.

The gross carrying amount of a financial asset is the amortized cost of a financial asset before adjusting for allowance for impairment.

In calculating interest income and expenses, the effective interest rate is applied to the gross carrying amount of an asset (when the asset is not a deteriorated financial asset) or to the amortized cost of a liability.

For financial assets that have deteriorated at initial recognition, interest income is calculated by applying the effective interest rate to the amortized cost of the financial assets. If the asset no longer deteriorates, the calculation of interest income will still be calculated by applying the effective interest rate to the amortized cost of the financial asset.

2. Informasi Kebijakan Akuntansi Material (lanjutan)

d. Aset dan liabilitas keuangan (lanjutan)

(v) Pengakuan pendapatan dan beban (lanjutan)

Untuk aset keuangan yang memburuk setelah pengakuan awal, pendapatan bunga dihitung dengan menerapkan tingkat bunga efektif terhadap biaya perolehan diamortisasi dari aset keuangan tersebut. Jika aset tersebut tidak lagi memburuk, maka perhitungan pendapatan bunga akan dihitung dengan menerapkan tingkat bunga efektif terhadap nilai tercatat bruto dari aset keuangan tersebut.

b. Keuntungan dan kerugian yang timbul dari perubahan nilai wajar atas aset keuangan yang diklasifikasikan dalam kelompok diukur pada nilai wajar melalui penghasilan komprehensif lain diakui secara langsung dalam laporan laba rugi komprehensif (merupakan bagian dari ekuitas) sampai aset keuangan tersebut dihentikan pengakuannya atau adanya penurun nilai, kecuali keuntungan atau kerugian akibat perubahan nilai tukar untuk instrumen utang.

Pada saat aset keuangan dihentikan pengakuannya atau dilakukan penurunan nilai, keuntungan atau kerugian kumulatif yang sebelumnya diakui dalam ekuitas harus diakui pada laporan laba rugi.

(vi) Reklasifikasi aset keuangan

Grup mereklasifikasi aset keuangan jika dan hanya jika, model bisnis untuk pengelolaan aset keuangan berubah.

Reklasifikasi aset keuangan dari klasifikasi biaya perolehan yang diamortisasi ke klasifikasi nilai wajar melalui laba rugi dicatat sebesar nilai wajarnya. Selisih antara nilai tercatat dengan nilai wajar diakui sebagai keuntungan atau kerugian pada laba rugi komprehensif.

Reklasifikasi aset keuangan dari klasifikasi biaya perolehan yang diamortisasi ke klasifikasi nilai wajar melalui penghasilan komprehensif lain dicatat sebesar nilai wajarnya.

Reklasifikasi aset keuangan dari klasifikasi nilai wajar melalui penghasilan komprehensif lain ke klasifikasi nilai wajar melalui laba rugi dicatat pada nilai wajar. Keuntungan atau kerugian yang belum direalisasi direklasifikasi ke laba rugi.

2. Material Accounting Policy Information (continued)

d. Financial assets and liabilities (continued)

(v) Income and expense recognition (continued)

For financial assets that deteriorated after initial recognition, interest income is calculated by applying an effective interest rate to the amortized cost of the financial assets. If the asset no longer deteriorates, the calculation of interest income will be calculated by applying an effective interest rate to the gross carrying amount of the financial asset.

b. Gains and losses arising from changes in fair value of financial assets measured at fair value through other comprehensive income are recognized directly in the statement of comprehensive income (as part of equity) until the financial assets are derecognized or impaired, except for the gain or loss resulting from the change in exchange rates for debt instruments.

When a financial asset is derecognized or impaired, the cumulative gains or losses previously recognized in equity are recognized in profit or loss.

(vi) Reclassification of financial assets

The Group reclassifies financial assets if and only if, the business model for managing financial assets changes.

Reclassifications of financial assets from amortized cost classifications to fair value through profit or loss are recorded at fair value. The difference between the recorded value and fair value is recognized in profit or loss on the statement of profit or loss and other comprehensive income.

Reclassifications of financial assets from amortized cost classifications to fair value classifications through other comprehensive income are recorded at their fair values.

Reclassification of financial assets from fair value classification through other comprehensive income to fair value classification through profit or loss is recorded at fair value. Unrealized gains or losses are reclassified to profit or loss.

2. Informasi Kebijakan Akuntansi Material (lanjutan)

d. Aset dan liabilitas keuangan (lanjutan)

(vi) Reklasifikasi aset keuangan (lanjutan)

Reklasifikasi aset keuangan dari klasifikasi nilai wajar melalui penghasilan komprehensif lain ke klasifikasi biaya perolehan yang diamortisasi dicatat pada nilai wajarnya pada tanggal reklasifikasi. Keuntungan atau kerugian yang belum direalisasi dihapus dari ekuitas dan disesuaikan terhadap nilai wajar.

Reklasifikasi aset keuangan dari klasifikasi nilai wajar melalui laba rugi ke klasifikasi nilai wajar melalui penghasilan komprehensif lain dicatat pada wajar.

(vii) Saling hapus

Aset keuangan dan liabilitas keuangan dilakukan saling hapus dan nilai bersihnya disajikan dalam laporan posisi keuangan konsolidasian jika, dan hanya jika, Grup memiliki hak yang berkekuatan hukum untuk melakukan saling hapus atas jumlah yang telah diakui tersebut dan adanya maksud untuk menyelesaikan secara neto atau untuk merealisasikan aset dan menyelesaikan liabilitasnya secara simultan.

Hal yang berkekuatan hukum harus tidak kontinjen atas peristiwa di masa depan dan harus dapat dipaksakan di dalam situasi bisnis yang normal, peristiwa kegagalan atau kebangkrutan dari entitas atas seluruh pihak lawan.

Pendapatan dan beban disajikan dalam jumlah bersih hanya jika diperkenankan oleh Standar Akuntansi Keuangan.

(viii) Pengukuran biaya diamortisasi

Biaya perolehan diamortisasi dari aset atau liabilitas keuangan adalah jumlah aset atau liabilitas keuangan yang diukur pada saat pengakuan awal dikurangi pembayaran pokok pinjaman, ditambah atau dikurangi amortisasi kumulatif menggunakan metode suku bunga efektif yang dihitung dari selisih antara nilai pengakuan awal dan nilai jatuh temponya, dan dikurangi penurunan nilai.

Nilai wajar adalah harga yang akan diterima untuk menjual suatu aset atau harga yang akan dibayar untuk mengalihkan suatu liabilitas dalam transaksi teratur antara pelaku pasar pada tanggal pengukuran.

2. Material Accounting Policy Information (continued)

d. Financial assets and liabilities (continued)

(vi) Reclassification of financial assets (continued)

Reclassifications of financial assets from fair value through other comprehensive income to the amortized cost is recorded at fair value at the date of reclassification. Unrealized gain or losses are removed from equity and are adjusted againts the fair value.

Reclassifications of financial assets from fair value through profit or loss to amortized cost classification is recorded at fair value.

(vii) Offsetting

Financial assets and liabilities are offset and the net amount is presented in the consolidated statement of financial position when, and only when, the Group has a legal right to offset the amounts and intends either to settle on a net basis or to realize the asset and settle the liability simultaneously.

The legal enforceable right must not be contingent on future events and must be enforceable in the normal course of business and in the event of default, insolvency or bankruptcy of the company or the counterparty.

Income and expenses are presented on a net basis only when permitted by the Financial Accounting Standards.

(viii) Amortized cost measurement

The amortized cost of a financial asset or liability is the amount at which the financial asset or liability is measured at initial recognition, minus principal repayments, plus or minus the cummulative amortization using the effective interest rate method of any difference between the initial amount recognized and the maturity amount, minus any reduction for impairment.

Fair value is the price that would be received to sell an asset or paid to transfer a liability in an orderly transaction between market participants at the measurement date.

2. Informasi Kebijakan Akuntansi Material (lanjutan)

d. Aset dan liabilitas keuangan (lanjutan)

(viii) Pengukuran biaya diamortisasi (lanjutan)

Pengukuran nilai wajar mengasumsikan bahwa transaksi untuk menjual aset atau mengalihkan liabilitas terjadi:

- di pasar utama untuk aset dan liabilitas tersebut; atau
- jika tidak terdapat pasar utama, dipasar yang paling menguntungkan untuk aset atau liabilitas tersebut.

(ix) Pengukuran nilai wajar

Nilai wajar suatu aset atau liabilitas diukur menggunakan asumsi yang akan digunakan pelaku pasar ketika menentukan harga aset dan liabilitas tersebut dengan asumsi bahwa pelaku pasar bertindak dalam kepentingan ekonomi terbaiknya.

Nilai wajar atas pinjaman yang diberikan dan piutang, serta liabilitas kepada bank dan nasabah ditentukan menggunakan nilai berdasarkan arus kas kontraktual, dengan mempertimbangkan kualitas kredit, likuiditas dan biaya.

Semua aset dan liabilitas dimana nilai wajar diukur atau diungkapkan dalam laporan keuangan konsolidasian dapat dikategorikan pada level hierarki nilai wajar, berdasarkan tingkatan input terendah yang signifikan atas pengukuran nilai wajar secara keseluruhan:

- Level 1: harga kuotasian (tanpa penyesuaian) di pasar aktif untuk aset atau liabilitas yang identik yang dapat diakses pada tanggal pengukuran.
- Level 2: input selain harga kuotasian yang termasuk dalam level 1 yang dapat diobservasi untuk aset dan liabilitas, baik secara langsung atau tidak langsung.
- Level 3: input yang tidak dapat diobservasi untuk aset dan liabilitas.

Metode dan asumsi signifikan yang digunakan untuk menentukan nilai wajar dari instrumen keuangan adalah sebagai berikut: (i) jika tersedia, Grup mengukur nilai wajar instrumen keuangan dengan menggunakan harga kuotasi di pasar aktif untuk instrumen tersebut, atau (ii) jika pasar untuk suatu instrumen keuangan tidak aktif, Grup menentukan nilai wajar dengan menggunakan model penilaian

2. Material Accounting Policy Information (continued)

d. Financial assets and liabilities (continued)

(viii) Amortized cost measurement (continued)

Fair value measurement assumes that transaction to sell assets or transfer a liability take place:

- in the principal market for the assets and liabilities; or
- in the absence of a principal market, in the most advantageous market for the asset or liability.

(ix) Fair value measurement

The fair value of an asset or a liability is measured using the assumptions that market participants would use when determining the price of the asset and liability assuming that market participants act in their own economic best interest.

The fair value for loans and receivables as well as liabilities to banks and customers are determined using a present value model on the basis of contractually agreed cash flows, taking into account credit quality, liquidity and costs.

All assets and liabilities for which fair value is measured or disclosed in the consolidated financial statements are classified within fair value hierarchy, based on the lowest level input that is significant to the fair value measurement as a whole:

- Level 1: quoted (unadjusted) market prices in active markets for identical assets or liabilities accessible at the measurement date.
- Level 2: inputs other than quoted prices included in level 1 for the asset and liability, which is directly or indirectly observable.
- Level 3: unobservable inputs for the asset and liability.

The methods and significant assumptions used to determine the fair value of financial instruments are as follows: (i) where available, the Group measures the fair value of financial instruments using quoted prices in an active market for that instrument, or (ii) if the market is for a financial instrument is inactive, the Group determines fair value using valuation model that most appropriately reflects the nature,

2. Informasi Kebijakan Akuntansi Material (lanjutan)

d. Aset dan liabilitas keuangan (lanjutan)

(ix) Pengukuran nilai wajar (lanjutan)

yang paling tepat mencerminkan sifat, karakteristik dan risiko dari masing-masing instrumen keuangan. Selain itu, ketika menggunakan harga kuotasian yang diperoleh dari pihak ketiga, Grup memverifikasi apakah harga tersebut valid dengan menggunakan metode yang tepat, seperti konfirmasi teknik penilaian dan input yang digunakan dan membandingkannya dengan nilai wajar instrumen keuangan serupa.

Untuk aset dan liabilitas yang diakui pada laporan keuangan konsolidasian secara berulang, Grup menentukan apakah terjadi transfer antara level di dalam hierarki dengan cara mengevaluasi kategori (berdasarkan input level terendah yang signifikan dalam pengukuran nilai wajar) setiap akhir periode pelaporan.

(x) Investasi pada sukuk

Grup menerapkan PSAK 410 (Revisi 2020) "Akuntansi Sukuk". PSAK 410 ini mengatur mengenai pengakuan, pengukuran, penyajian, dan pengungkapan transaksi sukuk Ijarah dan sukuk mudharabah.

Pengakuan dan Pengukuran

Sebelum pengakuan awal, Grup menentukan klasifikasi investasi pada sukuk berdasarkan tujuan investasi Grup. Klasifikasi dalam investasi pada sukuk terdiri dari:

- Biaya perolehan

Apabila investasi tersebut dimiliki dalam suatu model usaha yang bertujuan utama untuk memperoleh arus kas kontraktual dan terdapat persyaratan kontraktual dalam menentukan tanggal tertentu pembayaran pokok dan/atau hasilnya.

Pada saat pengukuran awal, investasi dicatat sebesar biaya perolehan dan biaya perolehan ini termasuk biaya transaksi. Setelah pengakuan awal, investasi pada sukuk ini diukur pada nilai perolehan yang diamortisasi. Selisih antara biaya perolehan dan nilai nominal diamortisasi secara garis lurus selama jangka waktu instrumen sukuk.

2. Material Accounting Policy Information (continued)

d. Financial assets and liabilities (continued)

(ix) Fair value measurement (continued)

characteristics and risks of each financial instrument. In addition, when using quoted prices obtained from third parties, the Group verifies whether the prices are valid using appropriate methods, such as confirming the valuation techniques and inputs used and comparing them with the fair value of similar financial instruments.

For assets and liabilities that are recognized in the consolidated financial statements on a recurring basis, Group determines whether transfers have occured between levels in the hierarchy by re-assessing categorisation (based on the lowest level input that is significant to the fair value measurement as a whole) at the end of each reporting period.

(x) Investment in sukuk

The Group has applied SFAS 410 (Revised 2020) "Accounting for Sukuk". SFAS 410 establishes the recognition, measurement, presentation, and disclosures of sukuk Ijarah and sukuk mudharabah transactions.

Recognition and Measurement

Before the initial recognition, the Group determines the classification of investment in sukuk based on the purpose of the Groups' investment. The classification of investment in sukuk comprises of:

- Acquisition cost

If the investment is held within a business entity that aims to acquire assets in order to collect contractual cash flows and there is a contractual requirement to determine the specific date of principal payments and/or the result.

At the initial measurement, the investment is recorded at acquisition cost which includes the transaction cost. After the initial recognition, the investment in sukuk is measured at amortized cost. The difference between acquisition cost and nominal value is amortized using straight line method during the term of the sukuk instrument.

2. Informasi Kebijakan Akuntansi Material (lanjutan)

d. Aset dan liabilitas keuangan (lanjutan)

(x) Investasi pada sukuk (lanjutan)

- Nilai wajar melalui laba rugi

Pada saat pengakuan awal, investasi pada sukuk dalam klasifikasi ini dicatat sebesar harga perolehan, namun harga perolehan tersebut tidak termasuk biaya transaksi.

Setelah pengakuan awal, investasi diakui pada nilai wajar. Selisih antara nilai wajar dan jumlah tercatat diakui dalam laba rugi.

- Nilai wajar melalui penghasilan komprehensif lain

Pada saat pengakuan awal, investasi pada sukuk dalam klasifikasi ini dicatat sebesar harga perolehan dan biaya perolehan ini termasuk biaya transaksi.

Setelah pengakuan awal, investasi diakui pada nilai wajar. Selisih antara nilai wajar dan jumlah tercatat diakui dalam penghasilan komprehensif lain. Selisih antara biaya perolehan dan nilai nominal diamortisasi secara garis lurus selama jangka waktu instrumen sukuk dan diakui dalam laba rugi.

Nilai wajar investasi ditentukan dengan mengacu pada hierarki sebagai berikut:

i. harga kuotasi (tanpa penyesuaian) di pasar aktif, atau
ii. input selain harga kuotasi yang termasuk dalam huruf (i).

Untuk investasi pada sukuk yang diklasifikasikan sebagai diukur pada biaya perolehan dan nilai wajar melalui penghasilan komprehensif lain, jika terdapat indikasi penurunan nilai, maka Grup mengukur jumlah terpulihkannya. Jika jumlah terpulihkan lebih kecil daripada jumlah tercatat, maka Grup mengakui rugi penurunan nilai. Jumlah terpulihkan merupakan jumlah yang akan diperoleh dari pengembalian pokok tanpa memperhitungkan nilai kininya.

Penyajian

Pendapatan investasi dan beban amortisasi disajikan secara neto dalam laba rugi.

2. Material Accounting Policy Information (continued)

d. Financial assets and liabilities (continued)

(x) Investment in sukuk (continued)

- Fair value through profit or loss

At the initial recognition, the investment in sukuk in this classification is recorded at acquisition cost which does not include transaction cost.

After initial recognition, the investment is recognized at fair value. The difference between fair value and recorded amount is recognized in profit or loss.

- Fair value through other comprehensive income

At initial recognition, the investment in sukuk in this classification is recorded at acquisition cost which includes transaction cost.

After initial recognition, the investment is recognized at fair value. The difference between fair value and recorded amount is recognized in other comprehensive income. The difference between acquisition cost and nominal value is amortized using straight line method during the term of the sukuk instrument and recognized in profit or loss.

Fair value on investment is determined according to following hierarchy:

i. quoted price (excluding any adjustment) in active market, or
ii. input other than quoted price included in letter (i).

For investment in sukuk classified as at acquistion cost and at fair value through other comprehensive income, if there is an indication of impairment, the Group measures the recoverable amount. If the recoverable amount is less than recorded amount, the Group recognizes the impairment losses. Recoverable amount represents the amount which will be recoverable from the principal repayment regardless of its present value.

Presentation

Investment income and amortization expense are presented in net amount in the profit or loss.

2. Informasi Kebijakan Akuntansi Material (lanjutan)

d. Aset dan liabilitas keuangan (lanjutan)

(x) Investasi pada sukuk (lanjutan)

Reklasifikasi

Grup tidak dapat mengubah klasifikasi investasi, kecuali terdapat perubahan tujuan model usaha. Model usaha yang bertujuan untuk memperoleh arus kas kontraktual didasarkan pada tujuan investasi yang ditentukan oleh Grup. Arus kas kontraktual yang dimaksud adalah arus kas bagi hasil dan pokok dari sukuk mudharabah atau arus kas imbalan (ujrah) dari sukuk Ijarah. Setelah pengakuan awal, jika aktual berbeda dengan tujuan investasi yang telah ditetapkan, maka Grup menelaah kembali konsistensi tujuan investasinya.

e. Kas dan setara kas

Untuk tujuan penyajian laporan arus kas konsolidasian, kas dan setara kas terdiri atas kas, giro pada Bank Indonesia, giro pada Bank lain, dan penempatan pada Bank Indonesia dan Bank lain yang jatuh tempo dalam 3 (tiga) bulan atau kurang sejak tanggal perolehan yang tidak dijaminkan atau dibatasi penggunaannya.

f. Giro pada Bank Indonesia dan bank lain

Giro pada Bank Indonesia dan bank lain pada pengakuan awal diukur pada nilai wajar ditambah biaya transaksi yang dapat diatribusikan secara langsung, jika ada, dan selanjutnya diukur sebesar biaya perolehan diamortisasi dengan menggunakan metode suku bunga efektif. Cadangan kerugian penurunan nilai dibentuk jika terdapat bukti objektif penurunan nilai (Catatan 2o).

g. Penempatan pada Bank Indonesia dan bank lain

Penempatan pada Bank Indonesia dan Bank lain pada pengakuan awal diukur pada nilai wajar ditambah biaya transaksi yang dapat diatribusikan secara langsung, jika ada, dan selanjutnya diukur sebesar biaya perolehan diamortisasi dengan menggunakan metode suku bunga efektif. Cadangan kerugian penurunan nilai dibentuk jika terdapat bukti objektif penurunan nilai (Catatan 2o).

2. Material Accounting Policy Information (continued)

d. Financial assets and liabilities (continued)

(x) Investment in sukuk (continued)

Reclassification

The Group cannot change investment classification unless there is a change in the business model purpose. Business model that is intended to collect contractual cash flow is based on the investment purpose set by the Group. The underlying contractual cash flow is the cash flow from revenue sharing and principal of sukuk mudharabah or benefit cash flow (ujrah) from sukuk Ijarah. After initial recognition, if the actual differs from established investment objectives, the Group reassesses the consistency of its investment objectives.

e. Cash and cash equivalents

For consolidated statement of cash flows presentation purposes, cash and cash equivalents consists of cash, current accounts with Bank Indonesia, current accounts with other Banks, and placements with Bank Indonesia and other Banks with original maturities of 3 (three) months or less from the acquisition date, which are not pledged as collateral or restricted for use.

f. Current accounts with Bank Indonesia and other banks

Current accounts with Bank Indonesia and other banks are initially measured at fair value plus directly attributable transaction costs, if any, and subsequently measured at their amortized cost using effective interest rate method. The allowance for impairment losses is provided if there is an objective evidence of impairment (Note 2o).

g. Placements with Bank Indonesia and other banks

Placements with Bank Indonesia and other Banks are initially measured at fair value plus directly attributable transaction costs, if any, and subsequently measured at their amortized cost using the effective interest rate method. The allowance for impairment losses is provided if there is an objective evidence of impairment (Note 2o).

2. Informasi Kebijakan Akuntansi Material (lanjutan)

h. Surat-surat berharga

Surat-surat berharga terdiri dari Sertifikat Bank Indonesia (SBI), wesel ekspor, obligasi pemerintah, obligasi korporasi, dan efek utang lainnya.

Surat berharga syariah diklasifikasikan sebagai diukur pada biaya perolehan yang diamortisasi.

Surat berharga pada awalnya disajikan sebesar nilai wajar. Setelah pengakuan awal, surat berharga dicatat sesuai kategorinya, yaitu nilai wajar melalui laba rugi, pada biaya perolehan diamortisasi dan nilai wajar melalui penghasilan komprehensif lain.

Pengukuran surat-surat berharga dinyatakan berdasarkan klasifikasinya sebagai berikut:

1. Surat-surat berharga diukur pada nilai perolehan dicatat pada biaya perolehan yang diamortisasi menggunakan metode suku bunga efektif.

   Aset dapat dijual dari portofolio diukur pada nilai perolehan ketika terdapat peningkatan risiko kredit. Penghentian untuk alasan lain diperbolehkan namun jumlah penjualan tersebut harus tidak signifikan jumlahnya atau tidak sering.

2. Surat-surat berharga yang diklasifikasikan sebagai wajar melalui penghasilan komprehensif lain dinyatakan pada nilai wajar. Pendapatan bunga diakui dalam laporan laba rugi dan penghasilan komprehensif lain konsolidasian menggunakan metode suku bunga efektif. Laba atau rugi selisih kurs atas surat-surat berharga diakui pada laporan laba rugi dan penghasilan komprehensif lain konsolidasian.

   Perubahan nilai wajar lainnya diakui langsung dalam ekuitas sampai surat-surat berharga dijual atau mengalami penurunan nilai, dimana akumulasi keuntungan dan kerugian yang sebelumnya diakui dalam ekuitas diakui dalam laporan laba rugi dan penghasilan komprehensif lain konsolidasian.

2. Material Accounting Policy Information (continued)

h. Marketable securities

Marketable securities consist of Bank Indonesia Certificates (SBI), export bills, government bonds, corporate bonds, and other debt marketable securities.

Sharia marketable securities are classified as measured at amortized cost.

Marketable securities are initially measured at fair value. Subsequently, marketable securities are accounted according to their classification as fair value through profit or loss, measured at amortized cost and fair value through other comprehensive income.

Measurement of securities is stated based on the classification of the securities as follows:

1. Marketable securities measured at amortized cost are carried at amortized cost using the effective interest rate method.

   Assets may be sold out of amortized cost portfolios when there is an increase in credit risk. Disposals for other reasons are permitted but such sales should be insignificant in value or infrequent in nature.

2. Marketable securities which are classified under fair value through other comprehensive income are stated at fair value. Interest income is recognized in the consolidated statement of profit or loss and other comprehensive income using the effective interest method. Foreign exchange gains or losses on securities are recognized in the consolidated statement of profit or loss and other comprehensive income.

   Other fair value changes are recognized directly in equity until the securities is sold or impaired, whereby the cumulative gains and losses previously recognized in the equity are recognized in the consolidated statement of profit or loss and other comprehensive income.

2. Informasi Kebijakan Akuntansi Material (lanjutan)

h. Surat-surat berharga (lanjutan)

3. Surat-surat berharga dalam kategori nilai wajar melalui laba rugi dinyatakan pada nilai wajar.

   Keuntungan atau kerugian yang belum direalisasi akibat kenaikan atau penurunan nilai wajarnya disajikan dalam laporan laba rugi dan penghasilan komprehensif lain konsolidasian tahun berjalan. Pendapatan bunga dari surat-surat berharga dicatat dalam laporan laba rugi dan penghasilan komprehensif lain konsolidasian sesuai dengan persyaratan dalam kontrak.

i. Surat-surat berharga yang dibeli dengan janji dijual kembali dan surat-surat berharga yang dijual dengan janji dibeli kembali

Surat-surat berharga yang dibeli dengan janji dijual kembali (*reverse repo*) diakui sebesar harga jual kembali surat berharga yang bersangkutan dikurangi pendapatan bunga yang belum diamortisasi. Selisih antara harga beli dengan harga jual diperlakukan sebagai pendapatan bunga yang belum diamortisasi dan diakui sebagai pendapatan bunga sesuai dengan jangka waktu surat berharga dibeli hingga dijual kembali dengan menggunakan metode suku bunga efektif (EIR). Surat berharga yang dibeli tidak dibukukan sebagai aset dalam laporan posisi keuangan konsolidasian karena kepemilikan surat berharga tetap berada pada pihak penjual. Cadangan kerugian penurunan nilai dibentuk jika terdapat bukti objektif penurunan nilai (Catatan 2o).

Surat-surat berharga yang dibeli dengan janji untuk dijual kembali diklasifikasikan sebagai biaya perolehan yang diamortisasi.

Surat-surat berharga yang dijual dengan janji dibeli kembali (repo) diakui sebesar harga pembelian kembali yang disepakati dikurangi beban bunga yang belum diamortisasi. Beban bunga yang belum diamortisasi merupakan selisih antara harga jual dengan harga beli kembali yang disepakati dan diakui sebagai beban bunga selama jangka waktu sejak surat berharga dijual hingga dibeli kembali dengan menggunakan metode suku bunga efektif (EIR). Surat berharga yang dijual tetap dicatat sebagai aset dalam laporan posisi keuangan konsolidasian karena secara substansi kepemilikan surat berharga tetap berada pada pihak Bank sebagai penjual.

2. Material Accounting Policy Information (continued)

h. Marketable securities (continued)

3. Fair value through profit or loss marketable securities are carried at fair value.

   Unrealized gains or losses resulting from changes in fair values are recognized in the current year consolidated statement of profit or loss and other comprehensive income. The interest income from marketable securities is recorded in the consolidated statement of profit or loss and other comprehensive income according to the terms of the contract.

i. Marketable securities purchased with agreements to resell and marketable securities sold with agreements to repurchase

Securities purchased under agreements to resell (reverse repo) are recognized as a repo receivable in the amount of the resale price of the related securities, less unamortized interest. The difference between purchase price and the selling price is treated as unamortized interest and is recognized as interest income in accordance with the period since the securities are purchased until they are resold by using effective interest rate (EIR) method. The securities received are not recorded as assets on the consolidated statements of financial position because the ownership of the securities remains with the seller. The allowance for impairment losses is provided if there is an objective evidence of impairment (Note 2o).

Marketables securities purchased under agreements to resell are classified as amortized cost.

Securities sold under repurchase (repo) agreements are recognized at the agreed repurchase price less unamortized interest. The unamortized interest represents the difference between the selling price and the agreed repurchase price and is recognized as interest expense during the period from the sale of securities to the date of repurchase by using Effective Interest Rate (EIR) method. The securities sold are recorded as assets on the consolidated statements of financial position because in substantially the ownership of the securities remains with the Bank as the seller.

2. Informasi Kebijakan Akuntansi Material (lanjutan)

i. Surat-surat berharga yang dibeli dengan janji dijual kembali dan surat-surat berharga yang dijual dengan janji dibeli kembali (lanjutan)

Surat-surat berharga yang dijual dengan janji dibeli kembali diklasifikasikan sebagai liabilitas keuangan yang diukur dengan biaya perolehan diamortisasi.

j. Instrumen derivatif

Instrumen keuangan derivatif (termasuk transaksi mata uang asing untuk tujuan pendanaan dan perdagangan) diakui sebesar nilai wajar pada laporan posisi keuangan konsolidasian. Nilai wajar ditentukan berdasarkan harga pasar, model penentuan harga atau harga pasar instrumen lain yang memiliki karakteristik serupa. Derivatif dicatat sebagai aset apabila memiliki nilai wajar positif dan sebagai liabilitas apabila memiliki nilai wajar negatif.

Keuntungan atau kerugian yang terjadi dari perubahan nilai wajar kontrak derivatif yang tidak ditujukan untuk lindung nilai (atau tidak memenuhi kriteria untuk dapat diklasifikasikan sebagai lindung nilai) diakui dalam laba rugi tahun berjalan.

k. Kredit yang diberikan

Kredit yang diberikan diukur pada biaya perolehan diamortisasi menggunakan metode suku bunga efektif, dikurangi dengan cadangan kerugian penurunan nilai. Biaya perolehan diamortisasi dihitung dengan memperhitungkan diskonto atau premi pada saat akuisisi dan biaya transaksi yang merupakan bagian tidak terpisahkan dari suku bunga efektif. Amortisasi diakui pada laba rugi. Cadangan kerugian penurunan nilai dibentuk jika terdapat bukti objektif penurunan nilai (Catatan 2o).

Kredit yang diberikan diklasifikasikan sebagai diukur pada biaya perolehan diamortisasi. Kredit yang diberikan dalam pinjaman sindikasi ataupun penerusan kredit dinyatakan sebesar pokok kredit sesuai dengan porsi risiko yang ditanggung oleh Grup.

Kredit sindikasi, kredit dalam rangka pembiayaan bersama, dan kredit penerusan dinyatakan sebesar pokok kredit sesuai dengan porsi risiko yang ditanggung oleh Bank.

2. Material Accounting Policy Information (continued)

i. Marketable securities purchased with agreements to resell and marketable securities sold with agreements to repurchase (continued)

Marketable securities sold under repurchased agreement are classified as financial liabilities measured at amortized cost.

j. Derivative instruments

Derivative financial instruments (including foreign currency transactions for funding and trading) are recognized in the consolidated statement of financial position at their fair value. Fair value is determined based on quoted prices, pricing models or quoted prices of other instruments with similar characteristics. Derivatives are recorded as assets when the fair value is positive and liabilities when the fair value is negative.

Gain or loss as a result of fair value changes on a derivative contract not designated as a hedging instrument (or derivative contract that does not qualify as a hedging instrument) is recognized in the current year's profit or loss.

k. Loans

Loans are measured at amortized cost using the effective interest rate method, less allowance for impairment losses. Amortized cost is calculated by taking into account any discount or premium on acquisition and transaction costs that are an integral part of effective interest rate. The amortization is recognized in the profit or loss. Allowance for impairment losses is provided if there is an objective evidence of impairment (Note 2o).

Loans are classified as amortized costs. Loans under syndication or channelling are stated at the principal amount equal to the risk portion assumed by the Group.

Syndicated, joint financing, and channeling loans are stated at the loan principal amount based on the risk participation by the Bank.

2. Informasi Kebijakan Akuntansi Material (lanjutan)

k. Kredit yang diberikan (lanjutan)

Restrukturisasi kredit

Setelah syarat dan ketentuan kredit direnegosiasi, penurunan nilai diukur dengan menggunakan suku bunga efektif awal yang dihitung sebelum persyaratan dimodifikasi dan kredit tersebut tidak lagi dianggap "*past due*". Manajemen akan melakukan penelaahan ulang atas kredit yang direnegosiasi secara berkelanjutan untuk memastikan bahwa semua kriteria terpenuhi dan pembayaran di masa yang datang akan terjadi. Evaluasi penurunan nilai individual atau kolektif akan terus dilakukan untuk kredit tersebut, mengikuti evaluasi penurunan nilai atas kredit.

Kerugian dari restrukturisasi kredit dengan cara konversi sebagian kredit yang diberikan menjadi saham atau instrumen keuangan lainnya, diakui hanya apabila nilai wajar penyertaan saham atau instrumen keuangan yang diterima dikurangi estimasi beban untuk menjualnya adalah kurang dari nilai tercatat kredit yang diberikan.

Kredit yang dihapusbuku

Kredit yang diberikan dihapusbukukan ketika tidak terdapat prospek yang realistis mengenai pengembalian kredit atau hubungan normal antara Grup dan debitur telah berakhir. Kredit yang tidak dapat dilunasi dihapusbukukan dengan mendebet cadangan kerugian penurunan nilai. Penerimaan kembali atas kredit yang telah dihapusbukukan sebelumnya dikreditkan ke cadangan kerugian penurunan nilai kredit pada laporan posisi keuangan konsolidasian.

l. Pembiayaan/Piutang syariah

Termasuk dalam pembiayaan/piutang syariah adalah pembiayaan mudharabah, pembiayaan musyarakah, dan piutang syariah.

Entitas anak Bank menerapkan PSAK 401 (Revisi 2016) tentang "Penyajian Laporan Keuangan Syariah", PSAK 402 (Amendemen 2016) tentang "Akuntansi Murabahah", PSAK 403 tentang "Akuntansi Salam", PSAK 404 (Amendemen 2016) tentang "Akuntansi Istishna", PSAK 405 tentang "Akuntansi Mudharabah", PSAK 406 tentang "Akuntansi

2. Material Accounting Policy Information (continued)

k. Loans (continued)

Loan restructuring

After the terms of loans have been renegotiated, any impairment is measured using the original effective interest rate as calculated before the modification of terms and the loan is no longer considered "past due". Management continuously reviews renegotiated loans to ensure that all criteria are met and that future payments are likely to occur. The loans continue to be subject to an individual or collective impairment assessment, following the impairment assessment of loans.

Loss on loan restructuring which involves a conversion of loans into equity or other financial instruments in partial satisfaction of loans, is recognized only if the fair value of the equity or financial instruments received, reduced by estimated expenses to sell the equity or other financial instruments, is less than the carrying value of the loan.

Written-off loans

Loans are written-off when there is no realistic prospect of collection or when the Group's normal relationship with the borrowers has ceased to exist. When loans are deemed uncollectible, they are written-off against the related allowance for impairment losses. Subsequent recoveries are credited to the allowance for impairment losses in the consolidated statement of financial position.

l. Sharia financing/Receivables

Sharia financing/receivables include mudharabah financing, musyarakah financing, and sharia receivables.

The Bank's subsidiary implements SFAS 401 (Revised 2016) regarding "Sharia Financial Statements Presentation", SFAS 402 (Amendment 2016) regarding "Murabahah Accounting", SFAS 403 regarding "Salam Accounting", SFAS 404 (Amendment 2016) regarding "Istishna Accounting", SFAS 405 regarding "Mudharabah Accounting", SFAS 406

2. Informasi Kebijakan Akuntansi Material (lanjutan)

l. Pembiayaan/Piutang syariah (lanjutan)

Musyarakah", PSAK 407 (Amendemen 2016) tentang "Akuntansi Ijarah", PSAK 410 (Revisi 2015) tentang "Akuntansi Sukuk", Pedoman Akuntansi Perbankan Syariah Indonesia (PAPSI Revisi 2013) dan Standar Akuntansi Keuangan lain yang ditetapkan Ikatan Akuntan Indonesia yang berkaitan dengan pengakuan, pengukuran, penyajian, dan pengungkapan untuk topik tersebut.

Pembiayaan mudharabah merupakan pembiayaan kerjasama antara entitas anak Bank sebagai pemilik dana dengan nasabah sebagai pelaksana usaha. Pembagian hasil keuntungan dari proyek tersebut dilakukan sesuai dengan nisbah (*pre-determined ratio*) yang telah disepakati bersama. Pembiayaan mudharabah dinyatakan sebesar saldo pembiayaan dikurangi dengan cadangan kerugian.

Pembiayaan musyarakah adalah akad kerjasama yang terjadi diantara para pemilik modal (mitra musyarakah) untuk menggabungkan modal dan melakukan usaha secara bersama dalam suatu kemitraan dengan nisbah pembagian hasil atau kerugian sesuai dengan kesepakatan atau secara proporsional sesuai kontribusi modal. Pembiayaan musyarakah dinyatakan sebesar saldo pembiayaan dikurangi dengan cadangan kerugian.

Piutang syariah adalah tagihan yang timbul dari transaksi berdasarkan akad-akad murabahah, istishna, qardh dan ijarah.

Piutang murabahah merupakan akad jual beli antara nasabah dan entitas anak Bank. Entitas anak Bank membiayai kebutuhan investasi nasabah yang dinilai dengan harga pokok ditambah dengan keuntungan yang disepakati bersama. Pembayaran atas piutang ini dilakukan dengan cara mengangsur dalam jangka waktu yang ditentukan. Piutang murabahah dinyatakan sebesar saldo piutang dikurangi dengan pendapatan marjin yang ditangguhkan dan cadangan kerugian.

2. Material Accounting Policy Information (continued)

l. Sharia financing/Receivables (continued)

regarding "Musyarakah Accounting", SFAS 407 (Amendment 2016) regarding "Ijarah Accounting", SFAS 410 (Revised 2015) "Accounting for Sukuk", Accounting Guidelines for Indonesian Sharia Banking (PAPSI Revised 2013) and other statement of Financial Accounting Standards established by the Indonesia Institute of Accountants relating to recognition, measurement, presentation, and disclosure for those topics.

Mudharabah financing represents joint financing between the Bank's subsidiary as a fund owner and customer as a business executor. Revenue sharing on the project or business is conducted in accordance with the agreed nisbah (pre-determined ratio). Mudharabah financing are stated at their outstanding balance net of allowance for losses.

Musyarakah financing is an agreement between the investors (musyarakah partners) to have a joint venture in a partnership with profit or loss sharing based on an agreement or proportionate capital contribution. Musyarakah financing is stated at their outstanding balance net of allowance for losses.

Sharia receivables resulted from transactions based on murabahah, istishna, qardh and ijarah.

Murabahah receivables represent sale and purchase agreements between the borrowers and the Bank's subsidiary. The borrowers' investments are funded by the Bank's subsidiary valued at the main price increased with profit agreed by both parties. The financing facilities are repaid in installments over a certain period of time. Murabahah receivables are stated at their outstanding balance, net of deferred margin and allowance for losses.

2. Informasi Kebijakan Akuntansi Material (lanjutan)

l. Pembiayaan/Piutang syariah (lanjutan)

Istishna merupakan akad penjualan antara nasabah dan produsen yang bertindak sebagai penjual. Berdasarkan akad tersebut, nasabah menugaskan produsen untuk membuat atau mengadakan barang sesuai dengan spesifikasi yang disyaratkan nasabah dan menjualnya dengan harga yang disepakati. Entitas anak Bank membiayai nasabah untuk membeli barang dari produsen (penjual). Cara pembayaran dapat berupa pembayaran di muka, cicilan atau ditangguhkan sampai jangka waktu tertentu. Piutang istishna disajikan sebesar tagihan termin kepada pembeli dikurangi cadangan kerugian.

Qardh merupakan penyediaan dana atau tagihan yang dapat dipersamakan dengan itu berdasarkan persetujuan atau kesepakatan antara nasabah dan entitas anak Bank, dengan ketentuan wajib untuk melunasi setelah jangka waktu tertentu. Pinjaman qardh diakui sebesar jumlah dana yang dipinjamkan pada saat terjadinya. Kelebihan penerimaan dari pinjaman qardh yang dilunasi, diakui sebagai pendapatan pada saat terjadinya. Pinjaman qardh dinyatakan sebesar saldo pembiayaan dikurangi dengan cadangan kerugian.

Pembiayaan Ijarah adalah akad sewa menyewa antara pemilik objek sewa dengan penyewa untuk mendapatkan imbalan atas barang yang disewakannya. Pembiayaan Ijarah dinyatakan sebesar saldo pembiayaan dikurangi dengan cadangan kerugian.

m. Piutang pembiayaan konsumen dan piutang sewa pembiayaan

Piutang Pembiayaan Konsumen

Piutang pembiayaan konsumen pada pengakuan awal diukur pada nilai wajar ditambah biaya transaksi yang dapat diatribusikan secara langsung, jika ada, dan selanjutnya diukur sebesar biaya perolehan diamortisasi dengan menggunakan metode suku bunga efektif. Cadangan kerugian penurunan nilai dibentuk jika terdapat bukti objektif penurunan nilai (Catatan 2o).

Piutang pembiayaan konsumen entitas anak merupakan jumlah piutang setelah dikurangi dengan pendapatan pembiayaan konsumen yang belum diakui dan cadangan kerugian penurunan nilai.

2. Material Accounting Policy Information (continued)

l. Sharia financing/Receivables (continued)

Istishna is a sales transaction between the customer and producer who acts as seller. Based on the contract, the customer orders the manufacturer to make or to supply goods ordered to the specifications required by the customer and to sell to the customer at an agreed price. The Bank's subsidiary finances the customer to buy from the producer (seller). The payment method may be in advance, installment or deferred until a certain period. Istishna receivables are presented based on the outstanding billing less allowance for losses.

Qardh is a fund supply or receivables which can be equalized based on the approval or agreement between the customer and the Bank's subsidiary, with the requirement for repayment after a certain period. Qardh is recognized at the amount of funds granted when incurred. The excess of qardh settlement is recognized as income when incurred. Qardh is stated at its outstanding balance net of allowance for losses.

Ijarah financing is an agreement between the lessor and lessee to receive income on leased item. Ijarah financing is stated at their outstanding balance net of allowance for losses.

m. Consumer financing receivables and leases financing receivables

Consumer Financing Receivables

Consumer financing receivables are initially measured at fair value plus directly attributable transaction costs, if any, and subsequently measured at their amortized cost using the effective interest rate method. Allowance for impairment loss is provided if there is an objective evidence of impairment (Note 2o).

The subsidiary's consumer financing receivables are presented net of unearned consumer financing income and allowance for impairment losses.

2. Informasi Kebijakan Akuntansi Material (lanjutan)

m. Piutang pembiayaan konsumen dan piutang sewa pembiayaan (lanjutan)

Piutang Pembiayaan Konsumen (lanjutan)

Pendapatan pembiayaan konsumen yang belum diakui merupakan selisih antara jumlah keseluruhan pembayaran angsuran yang akan diterima dari konsumen dengan jumlah pokok pembiayaan konsumen. Pendapatan pembiayaan konsumen yang belum diakui dicatat sebagai pendapatan sesuai dengan jangka waktu kontrak pembiayaan konsumen berdasarkan metode suku bunga efektif.

Selisih neto antara pendapatan administrasi yang diperoleh dari konsumen pada saat pertama kali perjanjian pembiayaan konsumen ditandatangani dan beban-beban yang timbul pertama kali yang terkait langsung dengan tagihan pembiayaan konsumen ditangguhkan dan diakui sebagai penyesuaian atas imbal hasil pembiayaan konsumen berdasarkan metode suku bunga efektif dan disajikan sebagai bagian dari pendapatan bunga pada laba rugi tahun berjalan.

Pelunasan sebelum masa pembiayaan konsumen berakhir diperlakukan sebagai pembatalan kontrak pembiayaan konsumen dan keuntungan atau kerugian yang timbul diakui pada laba rugi tahun berjalan.

Piutang Sewa Pembiayaan

Penentuan apakah suatu perjanjian merupakan perjanjian sewa atau perjanjian yang mengandung sewa didasarkan atas substansi perjanjian pada tanggal awal sewa dan apakah pemenuhan perjanjian tergantung pada penggunaan suatu aset dan perjanjian tersebut memberikan suatu hak untuk menggunakan aset tersebut. Suatu sewa diklasifikasikan sebagai sewa pembiayaan jika sewa tersebut mengalihkan secara substansial seluruh risiko dan manfaat yang terkait dengan kepemilikan aset. Suatu sewa diklasifikasikan sebagai sewa operasi jika sewa tidak mengalihkan secara substansial seluruh risiko dan manfaat yang terkait dengan kepemilikan aset.

2. Material Accounting Policy Information (continued)

m. Consumer financing receivables and leases financing receivables (continued)

Consumer Financing Receivables (continued)

Unearned consumer financing income is the excess of the aggregate installment payments to be received from the consumer over the principal amount financed. The unearned consumer financing income is recognized as income over the term of the respective agreement using effective interest rate method.

The net difference between the administration income earned from the consumer at the first time the consumer financing agreement is signed and the initial incremental costs directly related to consumer financing facility is deferred and recognized as an adjustment to the yield received throughout the consumer financing period using effective interest rate method and presented as part of interest income in the current year's profit or loss.

Termination before consumer financing period end is treated as a cancellation of an existing contract and the resulting gain or loss is recognized in the current year's profit or loss.

Leases Financing Receivables

The determination of whether an arrangement is, or contains a lease is based on the substance of the arrangement at inception date and whether the fulfillment of the arrangement is dependent on the use of a specific asset and the arrangement conveys a right to use the asset. Leases are classified as finance leases if the leases transfer substantially all the risks and rewards incidental to ownership of the leased assets. Leases are classified as operating leases if the leases do not transfer substantially all the risks and rewards incidental to ownership of the leased assets.

2. Informasi Kebijakan Akuntansi Material (lanjutan)

m. Piutang pembiayaan konsumen dan piutang sewa pembiayaan (lanjutan)

Piutang Sewa Pembiayaan (lanjutan)

Entitas anak mengakui aset berupa piutang sewa pembiayaan di laporan posisi keuangan sebesar jumlah yang sama dengan investasi sewa neto. Penerimaan piutang sewa diperlakukan sebagai pembayaran pokok dan penghasilan sewa pembiayaan. Pengakuan penghasilan sewa pembiayaan didasarkan pada suatu pola yang mencerminkan suatu tingkat pengembalian periodik yang konstan atas investasi neto. Entitas anak bertindak sebagai lessor dalam sewa pembiayaan.

n. Tagihan dan liabilitas akseptasi

Tagihan akseptasi konsumen pada pengakuan awal diukur pada nilai wajar ditambah biaya transaksi yang dapat diatribusikan secara langsung, jika ada, dan selanjutnya diukur sebesar biaya perolehan diamortisasi dengan menggunakan metode suku bunga efektif. Cadangan kerugian penurunan nilai dibentuk jika terdapat bukti objektif penurunan nilai (Catatan 2o). Liabilitas akseptasi diukur pada biaya perolehan diamortisasi dengan menggunakan metode suku bunga efektif.

o. Penurunan nilai aset keuangan dan non-keuangan

Penurunan Nilai Aset Keuangan

Pada setiap tanggal laporan posisi keuangan konsolidasian, Grup mengevaluasi apakah terdapat bukti objektif bahwa aset keuangan atau kelompok aset keuangan mengalami penurunan nilai.

Cadangan atas kerugian kredit ekspektasian adalah berdasarkan atas kerugian ekspektasian sepanjang umur aset (*the lifetime expected credit loss*), kecuali tidak terdapat kenaikan yang signifikan dalam risiko kredit sejak awal, di mana dalam hal ini, cadangan adalah berdasarkan kerugian kredit ekspektasian dalam jangka waktu 12 bulan.

Kerugian yang diharapkan sepanjang umur aset dan kerugian kredit ekspektasian dalam jangka waktu 12 bulan dihitung baik secara individual maupun kolektif, tergantung kepada sifat portofolio instrumen keuangan yang mendasarinya.

2. Material Accounting Policy Information (continued)

m. Consumer financing receivables and leases financing receivables (continued)

Leases Financing Receivables (continued)

The subsidiary recognizes assets held under a financing lease in its statement of financial position and presented them as a receivable at an amount equal to the net investment in the lease. Payment of the lease receivable is treated as repayment of principal and financing lease income. The recognition of financing lease income is based on a pattern reflecting a constant periodic rate of return on the subsidiary's net investment in the financing lease. The subsidiary acts as a lessor in finance leases.

n. Acceptances receivable and payable

Acceptances receivable are initially measured at fair value plus directly attributable transaction costs, if any, and subsequently measured at their amortized cost using the effective interest rate method. The allowance for impairment losses is provided if there is an objective evidence of impairment (Note 2o). Acceptances payable are measured at amortized cost using effective interest rate method.

o. Impairment of financial and non-financial assets

Impairment of Financial Assets

The Group assess whether there is any objective evidence that a financial asset or a group of financial assets is impaired at each consolidated statement of financial position date.

The expected credit loss allowance is based on the credit losses expected to arise over the life of the asset (the lifetime expected credit loss), unless there has been no significant increase in credit risk since origination, in which case, the allowance is based on the 12 months expected credit loss.

Both the lifetime expected credit loss and 12 months expected credit loss are calculated on either an individual basis or a collective basis, depending on the nature of the underlying portfolio of financial instruments.

2. Informasi Kebijakan Akuntansi Material (lanjutan)

o. Penurunan nilai aset keuangan dan non-keuangan (lanjutan)

Penurunan Nilai Aset Keuangan (lanjutan)

Grup menghitung kerugian kredit ekspektasian berdasarkan tiga skenario yang tertimbang menurut kemungkinan terjadinya untuk mengukur kekurangan kas yang diharapkan, didiskontokan pada suatu estimasi terhadap suku bunga efektif. Kekurangan kas adalah selisih antara arus kas yang harus dibayar kepada suatu entitas berdasarkan kontrak dan arus kas dari entitas bersangkutan yang diharapkan untuk diperoleh.

Grup telah menyusun suatu kebijakan untuk melakukan suatu penilaian, pada akhir setiap periode pelaporan, mengenai apakah risiko kredit suatu aset keuangan telah meningkat secara signifikan sejak pengakuan, dengan mempertimbangkan perubahan risiko gagal bayar yang terjadi selama umur manfaat instrumen keuangan.

Grup menganggap instrumen utang memiliki risiko kredit yang rendah ketika peringkat risiko kreditnya setara dengan definisi *investment grade* yang dipahami secara global.

Pengukuran kerugian kredit ekspektasian

Kerugian Kredit Ekspektasian adalah estimasi probabilitas tertimbang dari kerugian kredit yang diukur sebagai berikut:

- Aset keuangan yang tidak memburuk pada tanggal pelaporan, kerugian kredit ekspektasian diukur sebesar selisih antara nilai kini dari seluruh kekurangan kas (yaitu selisih antara arus kas yang terutang kepada Grup sesuai dengan kontrak dan arus kas yang diperkirakan akan diterima oleh Grup);
- Aset keuangan yang memburuk pada tanggal pelaporan, kerugian kredit ekspektasian diukur sebesar selisih antara jumlah tercatat bruto dan nilai kini arus kas masa depan yang diestimasi;
- Komitmen pinjaman yang belum ditarik, kerugian kredit ekspektasian diukur sebesar selisih antara nilai kini jumlah arus kas jika komitmen ditarik dan arus kas yang diperkirakan akan diterima oleh Grup;
- Kontrak jaminan keuangan, kerugian kredit ekspektasian diukur sebesar selisih antara pembayaran yang diperkirakan untuk mengganti pemegang atas kerugian kredit yang terjadi dikurangi jumlah yang diperkirakan dapat dipulihkan.

2. Material Accounting Policy Information (continued)

o. Impairment of financial and non-financial assets (continued)

Impairment of Financial Assets (continued)

The Group calculates expected credit loss based on three probability-weighted scenarios to measure the expected cash shortfalls, discounted at an approximation to the effective interest rate. A cash shortfall is the difference between the cash flows that are due to an entity in accordance with the contract and the cash flows that the entity expects to receive.

The Group has established a policy to perform an assessment, at the end of each reporting period, of whether a financial instruments credit risk has increased significantly since initial recognition, by considering the change in the risk of default occurring over the remaining life of the financial instrument.

The Group considers debt instruments to have low credit risk when the credit risk rating is at par with the globally understood definition of investment grade.

Measurement of expected credit losses

Expected Credit Loss is an estimate of the weighted probability of a credit loss measured as follows:

- Financial assets that do not deteriorate at the reporting date, the expected credit loss is measured at the difference between the present value of all cash shortages (i.e. the difference between the cash flows owed to the Group in accordance with the contract and the cash flows expected to be received by the Group);
- Financial assets that deteriorate at the reporting date, the expected credit loss is measured at the difference between the gross carrying amount and the present value of estimated future cash flows;
- For undisbursed loan commitments, expected credit losses are measured at the difference between the present value of the amount of cash flow if the commitments is withdrawn and the cash flow expected to be received by the Group;
- For financial guarantee contracts, expected credit losses are measured at the difference between the estimated payments to replace the holder for the credit losses incurred less the amount estimated to be recoverable.

2. Informasi Kebijakan Akuntansi Material (lanjutan)

o. Penurunan nilai aset keuangan dan non-keuangan (lanjutan)

Aset keuangan yang direstrukturisasi

Jika ketentuan aset keuangan dinegosiasikan ulang atau dimodifikasi atau aset keuangan yang ada diganti dengan yang baru karena kesulitan keuangan peminjam, maka dilakukan penilaian apakah aset keuangan yang ada harus dihentikan pengakuannya dan kerugian kredit ekspektasian diukur sebagai berikut:

- Jika restrukturisasi tidak mengakibatkan penghentian pengakuan aset yang ada, maka arus kas yang diperkirakan yang timbul dari aset keuangan yang dimodifikasi dimasukkan dalam perhitungan kekurangan kas dari aset yang ada.
- Jika restrukturisasi akan menghasilkan penghentian pengakuan aset yang ada, maka nilai wajar aset baru diperlakukan sebagai arus kas akhir dari aset keuangan yang ada pada saat penghentian pengakuannya. Jumlah ini dimasukkan dalam perhitungan kekurangan kas dari aset keuangan yang ada yang didiskontokan dari tanggal penghentian pengakuan ke tanggal pelaporan menggunakan suku bunga efektif awal dari aset keuangan yang ada.

Aset keuangan yang memburuk

Pada setiap tanggal pelaporan, Grup menilai apakah aset keuangan yang dicatat pada biaya perolehan diamortisasi dan aset keuangan instrumen utang yang dicatat pada nilai wajar melalui penghasilan komprehensif lain mengalami penurunan nilai kredit (memburuk).

Aset keuangan memburuk ketika satu atau lebih peristiwa yang memiliki dampak merugikan atas estimasi arus kas masa depan dari aset keuangan telah terjadi.

Bukti bahwa aset keuangan mengalami penurunan nilai kredit (memburuk) termasuk data yang dapat diobservasi mengenai peristiwa berikut ini:
- Kesulitan keuangan signifikan yang dialami penerbit atau pihak peminjam;
- Pelanggaran kontrak, seperti peristiwa gagal bayar atau peristiwa tunggakan;
- Pihak pemberi pinjaman, untuk alasan ekonomik atau kontraktual sehubungan dengan kesulitan keuangan yang dialami pihak peminjam, telah memberikan konsesi pada pihak peminjam yang tidak mungkin diberikan jika pihak peminjam tidak mengalami kesulitan tersebut;

2. Material Accounting Policy Information (continued)

o. Impairment of financial and non-financial assets (continued)

Restructured financial assets

If the terms of the financial assets are renegotiated or modified or the existing financial assets are replaced with new ones due to the borrower's financial difficulties, an assessment is made whether recognition of existing financial assets must be derecognized and expected credit losses measured as follows:
- If the restructuring does not result in the termination of recognition of existing assets, then the estimated cash flows arising from the modified financial assets are included in the calculation of cash shortages of existing assets.

- If the restructuring will result in a derecognition of the existing assets, the fair value of the new asset is treated as the final cash flow of the existing financial assets at the time of derecognition. This amount is included in the calculation of cash shortages from existing financial assets which are discounted from the date of derecognition to the reporting date using the initial effective interest rate of the existing financial assets.

Credit-impaired financial assets

At each reporting date, the Group assess whether the financial assets recorded at amortized cost and the financial assets of debt instruments which are recorded at fair value through other comprehensive income are credit- impaired (worsening).

Financial assets deteriorate when one or more events that have an adverse effect on the estimated future cash flows of the financial assets have occurred.

Evidence that financial assets become credit impaired (worsening) including observable data regarding the following events:

- Significant financial difficulties experienced by the issuer or the borrower;
- Breach of contract, such as a default or arrears;
- The lender, for economic or contractual reasons in relation to the financial difficulties experienced by the borrower, has given concessions to the borrower which is not possible if the borrower does not experience such difficulties;

2. Informasi Kebijakan Akuntansi Material (lanjutan)

o. Penurunan nilai aset keuangan dan non-keuangan (lanjutan)

Aset keuangan yang memburuk (lanjutan)

- Terjadi kemungkinan bahwa pihak peminjam akan dinyatakan pailit atau melakukan reorganisasi keuangan lainnya;
- Hilangnya pasar aktif dari aset keuangan akibat kesulitan keuangan; atau
- Pembelian atau penerbitan aset keuangan dengan diskon sangat besar yang mencerminkan kerugian kredit yang terjadi.

Aset Keuangan yang dibeli atau yang berasal dari aset keuangan yang mengalami penurunan nilai (*Purchased or originated credit- impaired financial assets - POCI*)

Aset keuangan dikategorikan sebagai POCI apabila terdapat bukti objektif penurunan nilai pada saat pengakuan awal. Pada saat pengakuan awal, tidak ada cadangan kerugian kredit yang diakui karena harga pembelian atau nilainya telah termasuk estimasi kerugian kredit sepanjang umurnya. Selanjutnya, perubahan kerugian kredit sepanjang umurnya, apakah positif atau negatif, diakui dalam laporan laba rugi konsolidasian sebagai bagian dari cadangan kerugian penurunan nilai.

Penyajian cadangan kerugian kredit ekspektasian dalam laporan posisi keuangan

Cadangan kerugian kredit ekspektasian disajikan dalam laporan posisi keuangan konsolidasian sebagai berikut:

- Aset keuangan yang diukur pada biaya perolehan diamortisasi, cadangan kerugian kredit ekspektasian disajikan sebagai pengurang dari jumlah tercatat bruto aset;
- Komitmen pinjaman dan kontrak jaminan keuangan, cadangan kerugian kredit ekspektasian disajikan sebagai provisi;
- Instrumen utang yang diukur pada nilai wajar melalui penghasilan komprehensif lain, cadangan kerugian kredit ekspektasian tidak diakui dalam laporan posisi keuangan karena jumlah tercatat dari aset-aset ini adalah nilai wajarnya. Namun demikian cadangan kerugian kredit ekspektasian diungkapkan dan diakui dalam penghasilan komprehensif lain.

2. Material Accounting Policy Information (continued)

o. Impairment of financial and non-financial assets (continued)

Credit-impaired financial assets (continued)

- It is probable that the borrower will enter bankruptcy or the other financial reorganization;
- Loss of an active market for financial assets due to financial difficulties; or
- Purchase or issuance financial asset at significant discount which reflect the credit loss that occurs.

Purchased or originated credit - impaired financial assets - (POCI)

Financial assets are catergorized as POCI if there is objective evidence of impairment at initial recognition. At initial recognition, no allowance for credit losses is recognized because the purchase price or value has included lifetime estimated credit losses. Furthermore, changes in lifetime credit losses, whether positive or negative, are recognized in the consolidated statement of profit or loss as part of the allowance for impairment losses.

Presentation of allowance for expected credit losses in statements of financial position

Allowance for expected credit losses is presented in the consolidated statement of financial positions as follows:

- Financial assets measured at amortized cost, allowance for expected credit losses is presented as a deduction from the gross carrying amount of the asset;
- Loan commitments and financial guarantee contracts, allowance for expected credit losses is presented as a provision;
- Debt instruments measured at fair value through other comprehensive income, allowance for expected credit losses are not recognized in the statement of financial position because the carrying amounts of these assets are at their fair values. However, allowance for expected credit losses is disclosed and recognized in other comprehensive income.

2. Informasi Kebijakan Akuntansi Material (lanjutan)

o. Penurunan nilai aset keuangan dan non-keuangan (lanjutan)

Perhitungan penurunan nilai secara individual

Bank menetapkan pinjaman yang diberikan yang harus dievaluasi penurunan nilainya secara individual, jika memenuhi salah satu kriteria di bawah ini:
- Pinjaman yang diberikan yang secara individual memiliki nilai signifikan; atau
- Pinjaman yang diberikan yang direstrukturisasi yang secara individual memiliki nilai signifikan.

Perhitungan penurunan nilai secara kolektif

Bank menetapkan pinjaman yang diberikan yang harus dievaluasi penurunan nilainya secara kolektif, jika memenuhi salah satu kriteria di bawah ini:
- Pinjaman yang diberikan yang secara Individual memiliki nilai tidak signifikan; atau
- Pinjaman yang diberikan yang direstrukturisasi yang secara individual memiliki nilai tidak signifikan.

Penerimaan kembali atas aset keuangan yang telah dihapusbukukan

Ketika pinjaman yang diberikan tidak tertagih, pinjaman yang diberikan tersebut dihapusbuku dengan menjurnal balik cadangan kerugian penurunan nilai. Pinjaman yang diberikan tersebut dapat dihapusbuku setelah semua prosedur yang diperlukan telah dilakukan dan jumlah kerugian telah ditentukan.

Penerimaan kembali atas aset keuangan yang telah dihapusbukukan pada tahun berjalan dikreditkan dengan menyesuaikan akun cadangan kerugian penurunan nilai. Penerimaan kembali atas aset keuangan yang telah dihapusbukukan pada tahun sebelumnya dicatat sebagai pendapatan operasional selain pendapatan bunga.

Sehubungan dengan kepatuhan terhadap Otoritas Jasa Keuangan (OJK), Bank menerapkan Peraturan OJK No. 40/POJK.03/ 2019 tanggal 19 Desember 2019 tentang "Penilaian Kualitas Aset Bank Umum".

Untuk aset keuangan entitas anak berdasarkan prinsip Perbankan Syariah, entitas anak Bank menerapkan peraturan Otoritas Jasa Keuangan ("POJK") No. 16/POJK.03/2014 tanggal 18 November 2014 tentang "Penilaian Kualitas Aset Bank Umum Syariah dan Unit Usaha Syariah" yang berlaku efektif sejak tanggal 1 Januari 2015.

2. Material Accounting Policy Information (continued)

o. Impairment of financial and non-financial assets (continued)

Individual impairment calculation

The Bank determines that loans should be evaluated for impairment through individual evaluation if one of the following criterias is met:

- Loans which individually have significant value; or
- Restructured loans which individually have significant value.

Collective impairment calculation

The Bank determines loans to be evaluated for impairment through collective evaluation if one of the following criterias is met:

- Loans which individually have insignificant value; or

- Restructured loans which individually have insignificant value.

Recoveries of written-off financial assets

When a loan is uncollectible, it is written-off against the related allowance for impairment loss. Such loans are written-off after all the necessary procedures have been completed and the amount of the loss has been determined.

The recoveries of written-off financial assets in the current year are credited by adjusting the allowance for impairment losses accounts. Recoveries of written-off financial assets from previous years are recorded as operational income other than interest income.

In compliance with Financial Service Authority (OJK), the Bank implements OJK Regulation No. 40/POJK.03/2019 dated December 19, 2019 about "Assessment of Commercial Banks' Asset Quality".

For the financial assets of subsidiary under Sharia Banking principles, the Bank's subsidiary applies Financial Services Authority regulation ("POJK") No. 16/POJK.03/2014 dated November 18, 2014 regarding "Asset Quality Assessment of Sharia Bank and Sharia Business Unit" effective starting January 1, 2015.

2. Informasi Kebijakan Akuntansi Material (lanjutan)

o. Penurunan nilai aset keuangan dan non-keuangan (lanjutan)

Penerimaan kembali atas aset keuangan yang telah dihapusbukukan (lanjutan)

Berdasarkan peraturan tersebut, entitas anak Bank wajib membentuk cadangan kerugian sesuai dengan standar akuntansi keuangan yang berlaku. Khusus untuk piutang murabahah yang merupakan pembiayaan, entitas anak Bank mengevaluasi apakah terdapat bukti objektif penurunan nilai dan mengakui kerugian penurunan nilai sesuai dengan PSAK 402 (Revisi 2013) yang mengacu pada PSAK 239 (Revisi 2014), sedangkan cadangan kerugian aset produktif lainnya dibentuk sebagai berikut:

Klasifikasi	Persentase minimum cadangan kerugian/ *Minimum percentage of allowance for losses*	Classification
Lancar	1%	Current
Dalam perhatian khusus	5%	Special mention
Kurang lancar	15%	Sub-standard
Diragukan	50%	Doubtful
Macet	100%	Loss

Cadangan khusus dibentuk atas aset produktif yang di klasifikasikan sebagai dalam perhatian khusus, kurang lancar, diragukan, dan macet, dihitung atas nilai aset produktif setelah dikurangi dengan nilai agunan.

Penurunan Nilai Aset Non-keuangan

Nilai tercatat dari aset yang bukan aset keuangan Grup, kecuali aset pajak tangguhan, ditelaah setiap tanggal pelaporan untuk menentukan apakah terdapat indikasi penurunan nilai. Jika indikasi tersebut ada, maka nilai yang dapat dipulihkan dari aset tersebut akan diestimasi.

Jumlah yang dapat dipulihkan dari suatu aset atau Unit Penghasil Kas (UPK) adalah sebesar jumlah yang lebih tinggi antara nilai pakainya dan nilai wajar aset atau UPK dikurangi biaya untuk menjual. Dalam menentukan nilai pakai, estimasi arus kas masa depan didiskontokan ke nilai sekarang dengan menggunakan tingkat diskonto sebelum pajak yang mencerminkan penilaian pasar saat ini terhadap nilai kas kini dan risiko spesifik terhadap aset tersebut.

2. Material Accounting Policy Information (continued)

o. Impairment of financial and non-financial assets (continued)

Recoveries of written-off financial assets (continued)

Based on the regulation, the Bank's subsidiary is required to provide an allowance for losses based on prevailing financial accounting standards. Specifically for murabahah receivables that represents financing, the Bank's subsidiary evaluates whether there is objective evidence of impairment and recognizes the impairment losess based on SFAS 402 (Revised 2013) which referring to SFAS 239 (Revised 2014), while the allowance for losses for other earning assets is provided as follows:

Specific allowance for earning assets on earning assets classified as special mention, sub-standard, doubtful, and loss, is calculated based on principal of the earning assets after deducting the value of collateral.

Impairment of Non-financial assets

The carrying amounts of the Group's non-financial assets, other than deferred tax assets, are reviewed at each reporting date to determine whether there is any indication of impairment. If any such indication exists then the asset's recoverable amount will be estimated.

The recoverable amount of an asset or Cash Generating Unit (CGU) is greater of its value in use and its fair value less cost to sell. In assessing value in use, the estimated future cash flows are discounted to their present value using a pre-tax discount rate that reflects current market assessment of the time value of money and the risk specific to the assets.

2. Informasi Kebijakan Akuntansi Material (lanjutan)

o. Penurunan nilai aset keuangan dan non-keuangan (lanjutan)

Penerimaan kembali atas aset keuangan yang telah dihapusbukukan (lanjutan)

Penyisihan penurunan nilai diakui jika nilai tercatat dari suatu aset atau UPK melebihi nilai yang dapat diperoleh kembali. Penyisihan penurunan nilai diakui pada laba rugi tahun berjalan. Penyisihan penurunan nilai yang diakui sehubungan dengan UPK akan dialokasikan pertama kali untuk mengurangi nilai tercatat dari *goodwill* yang dialokasikan ke UPK dan kemudian mengurangi nilai tercatat dari aset lainnya di dalam unit tersebut (kelompok unit) secara pro rata.

Penyisihan penurunan nilai sehubungan dengan *goodwill* tidak dapat dijurnal balik. Sehubungan dengan aset lainnya, penyisihan penurunan nilai yang diakui pada tahun sebelumnya dinilai pada setiap tanggal pelaporan untuk melihat adanya indikasi bahwa kerugian telah menurun atau tidak ada lagi. Kerugian penurunan nilai dijurnal balik jika terdapat perubahan estimasi yang digunakan dalam menentukan nilai yang dapat dipulihkan.

Sehubungan dengan kepatuhan terhadap Otoritas Jasa Keuangan (OJK), Grup menerapkan Peraturan OJK No. 40/ POJK.03/2019 tanggal 19 Desember 2019 tentang "Penilaian Kualitas Aset Bank Umum".

p. Aset tetap, aset hak guna dan liabilitas sewa

Grup menerapkan kebijakan akuntansi model revaluasi untuk aset tetap berupa tanah. Untuk aset tetap selain tanah menggunakan model biaya. Sebelum 1 Maret 2016, tanah disajikan sebesar biaya perolehan.

Tanah disajikan sebesar nilai wajar. Penilaian terhadap tanah dilakukan oleh penilai independen eksternal yang memiliki sertifikasi. Penilaian dilakukan secara berkala untuk memastikan bahwa nilai wajar aset yang direvaluasi tidak berbeda secara material dengan nilai tercatatnya.

2. Material Accounting Policy Information (continued)

o. Impairment of financial and non-financial assets (continued)

Recoveries of written-off financial assets (continued)

An impairment loss is recognized if the carrying amount of an asset or CGU exceeds its recoverable amount. Impairment losses are recognized in the current year's profit or loss. Impairment losses in respect of CGUs are allocated first to reduce the carrying amount of any goodwill allocated to the CGU and then to reduce the carrying amount of the other assets in the units (group of units) on a pro rate basis.

An impairment losses in respect of goodwill can not be reversed. In respect of other assets, impairment losses recognized in prior period are assessed at each reporting date for any indications that the losses has decreased or no longer exists. An impairment loss is reversed if there has been change in the estimates used to determine the recoverable amount.

In compliance with Financial Service Authority (OJK), the Group implements OJK Regulation No. 40/POJK.03/2019 dated December 19, 2019 about "Assessment of Commercial Banks' Asset Quality".

p. Fixed assets, right-of-use and lease liabilities

The Group applies revaluation model as accounting policy for land. For fixed assets other than land, cost model is applied. Prior to March 1, 2016, land is stated at cost.

Lands are stated at fair value. Valuation of lands is performed by external independent valuers with certain qualification. Valuation is performed with sufficient regularity to ensure that the fair value of a revalued asset does not differ materially from its carrying amount.

2. Informasi Kebijakan Akuntansi Material (lanjutan)

p. Aset tetap, aset hak guna, dan liabilitas sewa (lanjutan)

Jika nilai wajar dari aset yang direvaluasi mengalami perubahan yang signifikan dan fluktuatif, maka perlu direvaluasi secara tahunan, sedangkan jika nilai wajar dari aset yang direvaluasi tidak mengalami perubahan yang signifikan dan fluktuatif, maka perlu dilakukan revaluasi sekurang-kurangnya 3 tahun sekali.

Kenaikan nilai tercatat yang timbul dari revaluasi tanah dicatat sebagai "Surplus revaluasi aset" dan disajikan sebagai "penghasilan komprehensif lain". Penurunan nilai tercatat yang timbul dari revaluasi dicatat sebagai beban pada tahun berjalan. Apabila aset tersebut memiliki saldo "Surplus revaluasi aset", maka selisih penurunan nilai tercatat tersebut dibebankan terhadap "Surplus revaluasi aset" dan sisanya diakui sebagai beban tahun berjalan.

Grup melakukan revaluasi untuk tujuan akuntansi dan pajak. Jumlah pajak yang telah dibayar diakui di penghasilan komprehensif lain dan surplus revaluasi aset di ekuitas.

Aset tetap, kecuali tanah yang tidak disusutkan, dinyatakan berdasarkan biaya perolehan dikurangi akumulasi penyusutan dan rugi penurunan nilai. Penyusutan dihitung dengan menggunakan metode garis lurus (*straight line*) selama estimasi manfaat aset tersebut sebagai berikut:

2. Material Accounting Policy Information (continued)

p. Fixed assets, right-of-use and lease liabilities (continued)

If the fair value of the revalued asset change significantly and fluctuates, it is necessary to revaluate on an annual basis, whereas if the fair value of the revaluated asset does not change significantly and fluctuates, it is necessary to revaluate at a minimum of every 3 years.

Increase in the carrying amount arising from revaluation of land is recorded in "Asset revaluation surplus" and presented as "other comprehensive income". Decrease in carrying amount as the result of revaluation is recorded as expense in the current year. If the asset has "Asset revaluation surplus", loss from revaluation of asset is charged to "Asset revaluation surplus" balance and the remaining balance is charged to current year's expenses.

The Group conducts revaluation for accounting and tax purposes. The related tax paid is recognized in other comprehensive income and asset revaluation surplus in equity.

Fixed assets, except land which is not depreciated, are stated at cost less accumulated depreciation and impairment losses. Depreciation is computed using the straight line method over the expected useful lives as follows:

	Tahun/*Years*	
Bangunan	20	Buildings
Perabot dan peralatan kantor	4 - 8	Furniture, fixtures, and office equipment
Kendaraan bermotor	4 - 8	Motor vehicles
Prasarana bangunan	sesuai masa sewa mana yang lebih rendah dibandingkan umur ekonomis/ *based on the lease period whichever is shorter of economic life*	Leasehold improvement

Biaya pemeliharaan dan perbaikan dibebankan pada laba rugi pada saat terjadinya, pemugaran dan penambahan dalam jumlah signifikan dikapitalisasi apabila kemungkinan besar Grup akan mendapatkan manfaat ekonomi masa depan dari aset tersebut yang melebihi standar kinerja yang diperkirakan sebelumnya. Biaya perolehan dan akumulasi penyusutan aset tetap yang sudah tidak digunakan lagi atau dijual dikeluarkan dari kelompok aset tetap yang

The cost of repairs and maintenance is charged to profit or loss as incurred. Significant renewals and betterments are capitalized when it is probable that future economic benefits in excess of the originally assessed standard of performance of the existing assets will flow to the Group. When assets are retired or otherwise disposed of, their costs and the related accumulated depreciations are removed from the accounts and any resulting gain or loss

2. Informasi Kebijakan Akuntansi Material (lanjutan)

p. Aset tetap, aset hak guna, dan liabilitas sewa (lanjutan)

bersangkutan dan laba atau rugi yang terjadi dilaporkan dalam laporan laba rugi dan penghasilan komprehensif lain konsolidasian tahun berjalan.

Biaya-biaya sehubungan dengan pengurusan perpanjangan hak atas tanah ditangguhkan dan diamortisasi sepanjang umur hak atas tanah.

Aset dalam konstruksi merupakan aset yang masih dalam proses penyelesaian dan belum siap untuk digunakan, serta dimaksudkan untuk dipergunakan dalam kegiatan usaha. Aset ini dicatat sebesar biaya yang telah terjadi.

Estimasi masa manfaat ekonomis, metode penyusutan, dan nilai residu dikaji ulang pada setiap akhir periode pelaporan dan disesuaikan secara prospektif.

Jumlah tercatat aset tetap dihentikan pengakuannya pada saat dilepaskan atau saat tidak ada manfaat ekonomis masa depan yang diharapkan dari penggunaan atau pelepasannya. Laba atau rugi yang timbul dari penghentian pengakuan aset (dihitung sebagai perbedaan antara jumlah neto hasil pelepasan dan jumlah tercatat dari aset) diperhitungkan dalam laporan laba rugi dan penghasilan komprehensif lain konsolidasian pada periode aset tersebut dihentikan pengakuannya.

Grup melakukan penelaahan pada akhir tahun untuk menentukan adanya indikasi terjadinya penurunan nilai aset. Grup menghitung taksiran jumlah yang dapat diperoleh kembali atas nilai semua aset yang dimiliki apabila terdapat situasi atau keadaan yang memberikan indikasi terjadinya penurunan nilai aset dan mengakuinya sebagai rugi penurunan nilai dalam laba rugi tahun berjalan.

Bila nilai tercatat suatu aset melebihi taksiran jumlah yang dapat diperoleh kembali maka nilai tercatat tersebut diturunkan ke jumlah yang dapat diperoleh kembali tersebut, yang ditentukan sebagai nilai tertinggi antara harga jual neto dan nilai pakai.

2. Material Accounting Policy Information (continued)

p. Fixed assets, right-of-use and lease liabilities (continued)

is reflected in the current year's consolidated statement of profit or loss and other comprehensive income.

The expenses incurred in relation with the extension of land right are deferred and amortized over the term of the land rights.

Assets under construction represents assets in progress of construction and not yet ready for use, and intended to be used in business activity. The assets are recorded based on the incurred cost.

Estimated useful lives, depreciation method, and residual value are reviewed at end of each reporting period and adjusted prospectively, if appropriate.

An item of fixed asset is derecognized upon disposal or when no future economic benefits are expected from its use or disposal. Any gain or loss arising on derecognition of the asset (calculated as the difference between the net disposal proceeds and the carrying amount of the asset) is included in the consolidated statements of profit and other comprehensive income in the period such asset is derecognized.

The Group conducts a review at the end of the year to determine whether there are indications of asset impairment. The Group calculates the estimated recoverable amount of all their assets and determines if there is a decrease in the value of the assets and recognize an impairment loss on such assets to the current year's profit or loss.

When the carrying amount of an asset exceeds its estimated recoverable amount, the asset is written-down to its estimated recoverable amount, which is determined as the higher of net selling price or value in use.

2. Informasi Kebijakan Akuntansi Material (lanjutan)

p. Aset tetap, aset hak guna dan liabilitas sewa (lanjutan)

Aset hak guna dan liabilitas sewa

Pada tanggal permulaan kontrak, Grup menilai apakah kontrak merupakan atau mengandung sewa. Suatu kontrak merupakan atau mengandung sewa jika kontrak tersebut memberikan hak untuk mengendalikan penggunaan aset identifikasian selama suatu jangka waktu untuk dipertukarkan dengan imbalan. Grup dapat memilih untuk tidak mengakui aset hak-guna dan liabilitas sewa untuk:

- sewa dengan jangka waktu kurang atau sama dengan 12 bulan dan tidak terdapat opsi beli; dan
- sewa atas aset dengan nilai rendah.

Untuk menilai apakah kontrak memberikan hak untuk mengendalikan penggunaan aset identifikasian, Grup harus menilai apakah:

- Grup memiliki hak untuk mengoperasikan aset; dan
- Grup telah mendesain aset dengan cara menetapkan sebelumnya bagaimana dan untuk tujuan apa aset akan digunakan selama periode penggunaan.

Grup mengakui liabilitas sewa sebesar jumlah pembayaran sewa yang masih harus dibayar hingga akhir masa sewa yang didiskontokan dengan menggunakan suku bunga pinjaman inkremental. Sedangkan aset hak guna mencakup jumlah liabilitas sewa yang diakui, biaya langsung awal yang dibayarkan, biaya pemulihan dan pembayaran sewa yang dilakukan pada atau sebelum tanggal mulai sewa, dikurangi insentif sewa yang diterima.

Pembayaran sewa juga termasuk harga eksekusi opsi pembelian yang wajar jika dipastikan akan dilakukan oleh Grup dan pembayaran penalti untuk mengakhiri sewa, jika jangka waktu sewa mencerminkan Grup mengeksekusi opsi penghentian sewa. Pembayaran sewa variabel yang tidak bergantung pada indeks atau suku bunga diakui sebagai beban pada periode di mana peristiwa atau kondisi yang memicu pembayaran terjadi.

2. Material Accounting Policy Information (continued)

p. Fixed assets, right-of-use and lease liabilities (continued)

Right-of-use assets and lease liabilities

At the inception of the contract, the Group assess whether the contract is or contains a lease. A contract is or contains a lease if the contract conveys the right to control the use of an identified assets for a period of time in exchange for consideration. The Group can choose not to recognized the right-use-passets and lease liabilities for:

- leases with a term of less or equal to 12 months and there is no purchase option; and
- leases of low value assets.

To assess whether a contract conveys the right to control the use of an identified asset, the Group shall assess whether:

- The Group has the right to operate the assets; and
- The Group has designed the assets in a way that predetermine how and for what purpose it will be used during their period of use.

The Group recognizes lease liabilities at the amount of lease payments accrued to the end of the lease term which discounted using the incremental borrowing rate. Meanwhile, the right-of-use assets includes the amount of lease liabilities recognized, initial direct costs paid, restoration costs and lease payments on or before the start date of the lease, less lease incentives received.

Lease payments also include the reasonable exercise price for the purchase option if it is determined to be made by the Group and the payment of a penalty to terminate the lease, if the lease term reflects the Group exercising the lease termination option. Variable lease payments that are not depedent on an index or interest rate are recognized as an expense in the period in which the event or condition that triggers the payment occurs.

2. Informasi Kebijakan Akuntansi Material (lanjutan)

p. Aset tetap, aset hak guna, dan liabilitas sewa (lanjutan)

Aset hak guna dan liabilitas sewa (lanjutan)

Aset hak guna disusutkan dengan metode garis lurus selama jangka waktu yang lebih pendek antara masa sewa dengan estimasi masa manfaat aset.

Jika kepemilikan aset sewa dialihkan ke Grup pada akhir masa sewa atau pembayaran sewa mencerminkan pelaksanaan opsi pembelian, penyusutan dihitung menggunakan estimasi masa manfaat ekonomis aset. Aset hak guna diuji penurunan nilainya sesuai dengan PSAK 236 "Penurunan Nilai Aset".

Dalam menghitung nilai kini dari pembayaran sewa, Grup menggunakan suku bunga pinjaman inkremental penyewa pada tanggal dimulainya sewa karena suku bunga implisit dalam sewa tidak dapat ditentukan. Setelah tanggal dimulainya sewa, jumlah liabilitas sewa ditingkatkan untuk mencerminkan pertambahan bunga dan dikurangi pembayaran sewa yang dilakukan. Selain itu, jumlah tercatat liabilitas sewa diukur kembali jika terdapat modifikasi, perubahan jangka waktu sewa, perubahan pembayaran sewa, atau perubahan dalam penilaian opsi untuk membeli aset pendasar.

Sewa jangka pendek (dengan jangka waktu kurang atau sama dengan 12 bulan) dan sewa aset bernilai rendah, serta elemen-elemen sewa tersebut, sebagian atau seluruhnya menerapkan prinsip-prinsip pengecualian pengakuan yang ditentukan oleh PSAK 116. Grup akan mengakui pembayaran sewa tersebut dengan dasar garis lurus selama masa sewa dalam laporan laba rugi dan penghasilan komprehensif lain konsolidasian. Beban ini dicatat pada beban umum dan administrasi dalam laporan laba rugi.

q. Aset takberwujud

Aset takberwujud terdiri dari *goodwill* dan piranti lunak.

Aset takberwujud diakui jika, dan hanya jika, biaya perolehan aset tersebut dapat diukur secara andal dan kemungkinan besar Grup akan memperoleh manfaat ekonomis masa depan dari aset tersebut.

2. Material Accounting Policy Information (continued)

p. Fixed assets, right-of-use and lease liabilities (continued)

Right-of-use assets and lease liabilities (continued)

Right-of-use asset are depreciated using the straight-line method over the shorter period between the lease term and the estimated useful life of the asset.

If the ownership of lease asset is transferred to the Group at the end of the lease term or the lease payments reflect the exercise of the purchase option, depreciation is calculated using the estimated useful life of the assets. Right-of-use assets are tested for impairment in accordance with SFAS 236 "Impairment of Asset".

In calculating the present value of lease payments, the Group uses the lessee's incremental borrowing rate at the inception date of the lease since the interest rate implicit in the lease cannot be determined. After the inception date of the lease, the amount of the lease liability is increased to reflect the increase in interest and reduce the lease payments made. Furthermore, the lease liabilities carrying amount is remeasured if there are modifications, changes in term of the lease, lease payments, or the valuation of the option to purchase the underlying asset.

Short-term leases (with term of less or equal to 12 months) and leases of low-value assets, and elements of those leases, partially or entirely applying the recognition principles will follow the recognition exemption stipulated by SFAS 116. The Group will recognize these lease payments on a straight-line basis during the lease period on the consolidated statement of profit or loss and other comprehensive income. This expense is recorded under general and administrative expenses in profit or loss.

q. Intangible assets

Intangible assets consist of goodwill and softwares.

Intangible assets are recognized if, and only if when its cost of the asset can be measured reliably and it is probable that expected future benefits that are attributable to such assets will flow to the Group.

2. Informasi Kebijakan Akuntansi Material (lanjutan)

q. Aset takberwujud (lanjutan)

i. *Goodwill*

Goodwill merupakan selisih lebih antara harga perolehan investasi dan bagian Bank atas nilai wajar aset neto entitas anak pada tanggal akuisisi. Kerugian yang menjadi bagian dari kepentingan non-pengendali pada suatu entitas anak yang melebihi bagiannya dalam modal disetor pada tanggal akuisisi, diperhitungkan sebagai bagian dari *goodwill.*

Goodwill diukur sebesar nilai tercatat dikurangi dengan akumulasi penurunan nilai seperti diungkapkan pada Catatan 2o.

ii. Piranti Lunak

Piranti lunak yang bukan merupakan bagian integral dari perangkat keras yang terkait dicatat sebagai aset takberwujud dan dinyatakan sebesar nilai tercatat, yaitu sebesar harga perolehan dikurangi dengan akumulasi amortisasi.

Pengeluaran selanjutnya untuk piranti lunak akan dikapitalisasi hanya jika pengeluaran tersebut menambah manfaat ekonomis aset yang bersangkutan dimasa datang. Semua pengeluaran lainnya dibebankan saat terjadinya.

Piranti lunak diamortisasi dengan menggunakan metode garis lurus selama estimasi masa manfaat ekonomis aset yaitu 4 (empat) tahun. Amortisasi dimulai ketika aset tersedia untuk digunakan.

Aset takberwujud dihentikan pengakuannya jika dilepas atau ketika tidak terdapat lagi manfaat ekonomi masa depan yang diharapkan dari penggunaan atau pelepasannya. Keuntungan atau kerugian yang muncul dari penghentian pengakuan aset takberwujud ditentukan sebagai selisih antara hasil neto pelepasan, jika ada, dan jumlah tercatat aset.

Keuntungan atau kerugian diakui dalam laporan laba rugi dan penghasilan komprehensif lain konsolidasian ketika aset tersebut dihentikan pengakuannya.

2. Material Accounting Policy Information (continued)

q. Intangible assets (continued)

i. Goodwill

Goodwill represents the difference between the acquisition cost of an investment and the Bank's share of the fair value of the net assets of the subsidiary as at the date of acquisition. The losses applicable to the non-controlling interest in a subsidiary that exceed its interests in the equity of the subsidiary at the acquisition date, is calculated as part of goodwill.

Goodwill is measured at carrying value less accumulated impairment losses as disclosed in Note 2o.

ii. Softwares

Software that is not an integral part of a related hardware is recorded as intangible asset and stated at carrying amount, which is cost less accumulated amortization.

Subsequent expenditure on software is capitalized only when it increases the future economic benefits embodied in the specific asset to which it relates. All other expenditure is expensed as inccured.

Software is amortized using straight-line method over the estimated useful life of software, which is 4 (four) years. Amortization is recognized from the date when the asset is available for use.

An intangible asset shall be derecognized on disposal or when no future economic benefits are expected from its use or disposal. The gain or loss arising from the derecognition of an intangible asset shall be determined as the difference between the net disposal proceeds, if any, and the carrying amount of the asset.

The gain or loss shall be recognized in consolidated statement of profit or loss and other comprehensive income when the asset is derecognized.

2. Informasi Kebijakan Akuntansi Material (lanjutan)

r. Aset lain-lain

Aset lain-lain antara lain terdiri dari uang muka, biaya dibayar dimuka, bunga masih akan diterima, agunan yang diambil alih, dan lain-lain.

Agunan yang diambil alih diakui sebesar nilai terendah antara nilai tercatat kredit yang diberikan atau nilai realisasi neto dari agunan yang diambil alih. Nilai realisasi neto adalah nilai wajar agunan yang diambil alih dikurangi dengan estimasi biaya untuk menjual agunan tersebut. Selisih lebih saldo kredit di atas nilai realisasi neto dari agunan yang diambil alih dibebankan ke dalam akun cadangan kerugian penurunan nilai.

Selisih antara nilai agunan yang diambil alih dan hasil penjualannya diakui sebagai keuntungan atau kerugian pada saat penjualan.

Beban-beban yang berkaitan dengan pemeliharaan agunan yang diambil alih dibebankan pada laba rugi pada saat terjadinya.

Bila terjadi penurunan nilai yang bersifat permanen, maka nilai tercatat agunan yang diambil alih dikurangi untuk mengakui penurunan tersebut dan kerugiannya dibebankan pada laba rugi tahun berjalan.

s. Liabilitas segera

Liabilitas segera merupakan liabilitas Grup yang harus segera dibayarkan kepada pihak lain berdasarkan kontrak atau perintah dari pihak yang mempunyai kewenangan untuk itu. Liabilitas segera diukur sebesar biaya perolehan diamortisasi dengan menggunakan metode suku bunga efektif.

t. Simpanan nasabah

Giro, tabungan dan deposito berjangka diklasifikasikan sebagai liabilitas yang diukur pada biaya perolehan diamortisasi, yang diakui pada nilai wajar ditambah biaya transaksi yang dapat diatribusikan secara langsung, jika ada, pada pengakuan awal dan selanjutnya diukur pada biaya perolehan diamortisasi dengan menggunakan metode suku bunga efektif. Biaya perolehan diamortisasi dihitung dengan memperhitungkan adanya diskonto atau premi terkait dengan pengakuan awal simpanan nasabah dan biaya transaksi yang merupakan bagian yang tak terpisahkan dari suku bunga efektif.

2. Material Accounting Policy Information (continued)

r. Other assets

Other assets consist of advance payments, prepaid expenses, interests receivable, foreclosed assets, and others.

Foreclosed assets are stated at net realizable value or at loan outstanding amount, whichever is lower. Net realizable value is the fair value of the foreclosed assets less estimated costs of liquidating the assets. The excess of loan receivable over the net realizable value of the foreclosed assets is charged to the allowance for impairment losses.

The difference between the value of the foreclosed assets and the proceeds from the sale of such properties is recorded as gain or loss at the time of sale.

Expenses for maintaining foreclosed assets are charged in the profit or loss as incurred.

The carrying amount of the foreclosed assets is written-down to recognize a permanent decline in value of the foreclosed assets. Any such write-down is charged to the current year's profit or loss.

s. Liabilities immediately payable

Liabilities immediately payable represent obligations to third parties based on contract or order by those having authority that have to be settled immediately. Liabilities immediately payable are measured at their amortized cost using effective interest rate method.

t. Deposits from customers

Demand deposits, savings deposits and time deposits are classified as liabilities measured at amortized cost, which are initially recognized at fair value plus directly attributable transaction costs, if any, and subsequently measured at amortized cost using the effective interest rate method. Amortized cost is calculated by taking into account any discount or premium related to the initial recognition of deposits from customers and transaction costs that are an integral part of the effective interest rate.

2. Informasi Kebijakan Akuntansi Material (lanjutan)

u. Simpanan syariah

Simpanan syariah terdiri dari giro wadiah, tabungan wadiah, Sertifikat Investasi Mudharabah Antar Bank (SIMA), tabungan dan deposito berjangka mudharabah.

Giro wadiah merupakan titipan dana pihak ketiga yang mendapatkan bonus berdasarkan kebijakan entitas anak Bank. Giro wadiah dinyatakan sebesar titipan pemegang giro di entitas anak Bank.

Tabungan wadiah merupakan simpanan pihak lain yang mendapatkan bonus berdasarkan kebijakan entitas anak Bank. Tabungan wadiah dinyatakan sebesar nilai investasi pemegang tabungan di entitas anak Bank.

Sertifikat Investasi Mudharabah Antar Bank (sertifikat IMA) didefinisikan sebagai sertifikat yang diterbitkan oleh bank syariah atau Unit Usaha Syariah yang digunakan sebagai sarana investasi jangka pendek di Pasar Uang Antarbank Berdasarkan Prinsip Syariah (PUAS) dengan akad mudharabah.

Tabungan mudharabah merupakan simpanan pihak lain yang mendapatkan imbal bagi hasil atas penggunaan dana sesuai dengan nisbah yang telah ditetapkan dan disetujui sebelumnya.

Deposito berjangka mudharabah merupakan simpanan pihak lain yang hanya dapat ditarik pada waktu tertentu sesuai dengan perjanjian antara pemegang deposito dengan entitas anak Bank. Deposito berjangka mudharabah dinyatakan sebesar nilai nominal.

v. Simpanan dari bank lain

Simpanan dari bank lain terdiri dari liabilitas terhadap bank lain, baik dalam maupun luar negeri, dalam bentuk tabungan, giro, *interbank call money* yang jatuh tempo menurut perjanjian tidak lebih dari 90 hari, dan deposito berjangka.

Simpanan dari bank lain diklasifikasikan sebagai liabilitas yang diukur pada biaya perolehan diamortisasi, yang diakui pada nilai wajar ditambah biaya transaksi yang dapat diatribusikan secara langsung, jika ada, pada pengakuan awal dan selanjutnya diukur pada biaya perolehan diamortisasi dengan menggunakan metode suku bunga efektif. Biaya perolehan diamortisasi dihitung dengan memperhitungkan adanya diskonto atau premi terkait dengan pengakuan awal simpanan dari bank lain dan biaya transaksi yang merupakan bagian yang tidak terpisahkan dari suku bunga efektif.

2. Material Accounting Policy Information (continued)

u. Sharia deposits

Sharia deposits consist of wadiah demand deposits, wadiah savings deposits, Certificate of Inter Bank Mudharabah Investment (SIMA), mudharabah savings and time deposits.

Wadiah demand deposits represent entrusted third party funds which earn bonus based on the subsidiary of the Bank's policy. Wadiah demand deposits are stated at the amounts due to the depositors in Bank's subsidiary.

Wadiah savings deposits represent third party funds which earn bonus based on the subsidiary of the Bank's policy. Wadiah savings deposits are stated at the investment amounts due to the depositors in Bank's subsidiary.

The Interbank Mudharabah Investment Certificate (IMA certificate) is defined as a certificate issued by a sharia bank or Sharia Business Unit which is used as a means of short-term investment in Interbank Money Market Based on Sharia Principles. (PUAS) with a mudharabah contract.

Mudharabah savings deposits represent third party funds which earn profit sharing in return for utilization of funds in accordance with pre-determined and pre-approved revenue sharing (nisbah).

Mudharabah time deposits represent deposits from third parties which can be withdrawn only at specified dates based on the agreement between the depositors and the Bank's subsidiary. Mudharabah time deposits are stated at nominal amounts.

v. Deposits from other banks

Deposits from other banks represent liabilities to domestic and overseas banks, in the form of saving deposits, demand deposits, interbank call money with original maturities of 90 days or less, and time deposits.

Deposits from other banks are classified as liabilities measured at amortized cost, which are initially recognized at fair value plus directly attributable transaction costs, if any, and subsequently are measured at amortized cost using the effective interest rate method. Amortized cost is calculated by taking into account any discount or premium related to the initial recognition of deposits from other Banks and transaction costs that are an integral part of the effective interest rate.

2. Informasi Kebijakan Akuntansi Material (lanjutan)

v. Simpanan dari bank lain (lanjutan)

Simpanan dari bank lain termasuk simpanan syariah dalam bentuk giro wadiah, tabungan mudharabah, dan investasi tidak terikat yang terdiri dari deposito berjangka mudharabah.

w. Pinjaman yang diterima

Pinjaman yang diterima merupakan dana yang diterima dari Pemerintah Republik Indonesia, Bank Indonesia, bank lain atau pihak lain dengan kewajiban pembayaran kembali sesuai dengan persyaratan perjanjian pinjaman.

Pinjaman yang diterima diklasifikasikan sebagai liabilitas yang diukur pada biaya perolehan diamortisasi, yang pada pengakuan awal dinyatakan sebesar nilai wajar dikurangi biaya transaksi yang dapat diatribusikan secara langsung, jika ada, dan kemudian dinyatakan sebesar biaya perolehan diamortisasi dengan menggunakan metode suku bunga efektif. Biaya perolehan diamortisasi dihitung dengan memperhitungkan adanya diskonto atau premi terkait dengan pengakuan awal pinjaman diterima dan biaya transaksi yang merupakan bagian yang tidak terpisahkan dari suku bunga efektif.

x. Surat berharga yang diterbitkan

Surat berharga yang diterbitkan diklasifikasikan sebagai liabilitas yang diukur pada biaya perolehan diamortisasi, yang pada pengakuan awal dinyatakan sebesar nilai wajar dikurangi biaya transaksi yang dapat diatribusikan secara langsung dan kemudian dinyatakan sebesar biaya perolehan diamortisasi dengan menggunakan metode suku bunga efektif. Biaya perolehan diamortisasi dihitung dengan memperhitungkan adanya diskonto atau premi terkait dengan pengakuan awal surat berharga yang diterbitkan dan biaya transaksi yang merupakan bagian yang tidak terpisahkan dari suku bunga efektif.

y. Pendapatan dan beban bunga

Untuk seluruh instrumen keuangan diukur pada biaya perolehan diamortisasi, aset keuangan dengan pendapatan bunga yang diklasifikasikan sebagai tersedia untuk dijual, dan instrumen keuangan yang ditetapkan pada nilai wajar melalui laba rugi, pendapatan maupun beban bunga diakui dengan menggunakan metode suku bunga efektif, yaitu suku bunga yang akan mendiskonto secara tepat estimasi pembayaran atau penerimaan kas di masa datang sepanjang perkiraan umur instrumen keuangan tersebut atau, jika lebih tepat untuk masa yang lebih singkat untuk nilai tercatat neto dari aset keuangan atau liabilitas keuangan.

2. Material Accounting Policy Information (continued)

v. Deposits from other banks (continued)

Deposits from other banks include Sharia deposits in the form of wadiah demand deposits, mudharabah savings deposits, and unrestricted investments which consist of mudharabah time deposits.

w. Borrowings

Borrowings are funds received from the Government of the Republic of Indonesia, Bank Indonesia, other banks, or other parties with payment obligation based on borrowing agreements.

Borrowings are classified as liabilities measured at amortized cost which are initially recognized at fair value less directly attributable transaction costs, if any, and subsequently measured at amortized cost using the effective interest rate method. Amortized cost is calculated by taking into account any discount or premium related to the initial recognition of borrowings and transaction costs that are an integral part of the effective interest rate.

x. Marketable securities issued

Marketable securities issued are classified as liabilities measured at amortized cost which are initially recognized at fair value less directly attributable transaction costs and subsequently measured at amortized cost using the effective interest rate method. Amortized cost is calculated by taking into account any discount or premium related to the initial recognition of securities issued and transaction costs that are an integral part of the effective interest rate.

y. Interest income and expense

For all financial instruments measured at amortized cost, financial assets with interest income classified as available for sale, and financial instruments designated at fair value through profit or loss, interest income or expense is recorded using the effective interest rate method, which is the rate that exactly discounts estimated future cash payments or receipts through the expected life of the financial instrument or a shorter period, where appropriate, to the net carrying amount of the financial asset or financial liability.

2. Informasi Kebijakan Akuntansi Material (lanjutan)

y. Pendapatan dan beban bunga (lanjutan)

Untuk seluruh instrumen keuangan diukur pada biaya perolehan diamortisasi, aset keuangan dengan pendapatan bunga yang diklasifikasikan sebagai tersedia untuk dijual, dan instrumen keuangan yang ditetapkan pada nilai wajar melalui laba rugi, pendapatan maupun beban bunga diakui dengan menggunakan metode suku bunga efektif, yaitu suku bunga yang akan mendiskonto secara tepat estimasi pembayaran atau penerimaan kas di masa datang sepanjang perkiraan umur instrumen keuangan tersebut atau, jika lebih tepat untuk masa yang lebih singkat untuk nilai tercatat neto dari aset keuangan atau liabilitas keuangan.

Perhitungan dilakukan dengan memperhitungkan seluruh syarat dan ketentuan kontraktual dari instrumen keuangan dan biaya tambahan yang timbul secara langsung untuk instrumen tersebut dan merupakan bagian tidak terpisahkan dari suku bunga efektif.

Pendapatan dan beban bunga yang disajikan di dalam laporan laba rugi konsolidasian dan penghasilan komprehensif lain meliputi:

a. Pendapatan dan beban bunga atas aset keuangan yang diukur pada nilai wajar melalui penghasilan komprehensif lain serta aset keuangan dan liabilitas keuangan yang dicatat berdasarkan biaya perolehan diamortisasi, diakui pada laporan laba rugi konsolidasian dengan menggunakan metode suku bunga efektif.

   Jumlah tercatat bruto aset keuangan adalah biaya perolehan diamortisasi aset keuangan sebelum disesuaikan dengan cadangan penurunan nilai.

   Dalam menghitung pendapatan dan beban bunga, tingkat bunga efektif diterapkan pada jumlah tercatat bruto aset (ketika aset tersebut bukan aset keuangan memburuk) atau terhadap biaya perolehan diamortisasi dari liabilitas.

   Untuk aset keuangan yang memburuk setelah pengakuan awal, pendapatan bunga dihitung dengan menerapkan tingkat bunga efektif terhadap biaya perolehan diamortisasi dari aset keuangan tersebut. Jika aset tersebut tidak lagi memburuk, maka perhitungan pendapatan bunga akan dihitung dengan menerapkan tingkat bunga efektif terhadap nilai tercatat bruto dari aset keuangan tersebut.

2. Material Accounting Policy Information (continued)

y. Interest income and expense (continued)

For all financial instruments measured at amortized cost, financial assets with interest income classified as available for sale, and financial instruments designated at fair value through profit or loss, interest income or expense is recorded using the effective interest rate method, which is the rate that exactly discounts estimated future cash payments or receipts through the expected life of the financial instrument or a shorter period, where appropriate, to the net carrying amount of the financial asset or financial liability.

The calculation takes into account all contractual terms of the financial instrument and includes any fees or incremental costs that are directly attributable to the instrument and are an integral part of the effective interest rate.

Interest income and expenses presented in the consolidated statements of profit or loss and other comprehensive income include:

a. Interest income and expense on financial assets measured at fair value through other comprehensive income as well as financial assets and financial liabilities recorded at amortized cost are recognized in the consolidated statement of profit or loss using the effective interest method.

   The gross carrying amount of a financial asset is the amortized cost of a financial asset before adjusting for allowance for impairment.

   In calculating interest income and expenses, the effective interest rate is applied to the gross carrying amount of an asset (when the asset is not a deteriorated financial asset) or to the amortized cost of a liability.

   For financial assets that deteriorated after initial recognition, interest income is calculated by applying an effective interest rate to the amortized cost of the financial assets. If the asset no longer deteriorates, the calculation of interest income will be calculated by applying an effective interest rate to the gross carrying amount of the financial asset.

2. Informasi Kebijakan Akuntansi Material (lanjutan)

y. Pendapatan dan beban bunga (lanjutan)

Untuk aset keuangan yang telah memburuk pada saat pengakuan awal, pendapatan bunga dihitung dengan menerapkan tingkat bunga efektif terhadap biaya perolehan diamortisasi dari aset keuangan tersebut. Jika aset tersebut tidak lagi memburuk, maka perhitungan pendapatan bunga akan tetap dihitung dengan menerapkan tingkat bunga efektif terhadap biaya perolehan diamortisasi dari aset keuangan tersebut.

b. Keuntungan dan kerugian yang timbul dari perubahan nilai wajar atas aset keuangan yang diklasifikasikan dalam kelompok diakui secara langsung dalam laporan laba rugi komprehensif (merupakan bagian dari ekuitas) sampai aset keuangan tersebut dihentikan pengakuannya atau adanya penurunan nilai, kecuali keuntungan atau kerugian akibat perubahan nilai tukar untuk instrumen utang.

Pada saat aset keuangan dihentikan pengakuannya atau dilakukan penurunan nilai, keuntungan atau kerugian kumulatif yang sebelumnya diakui dalam ekuitas harus diakui pada laporan laba rugi.

- Pendapatan dan beban bunga atas aset diukur pada nilai wajar melalui penghasilan komprehensif lain serta aset keuangan dan liabilitas keuangan yang dicatat berdasarkan biaya perolehan diamortisasi, diakui pada laporan laba rugi dengan menggunakan metode suku bunga efektif.
- Keuntungan dan kerugian yang timbul dari perubahan nilai wajar aset keuangan dan liabilitas keuangan yang diklasifikasikan sebagai diukur pada nilai wajar melalui laporan laba rugi diakui pada laporan laba rugi.

Jika aset keuangan atau kelompok aset keuangan serupa telah diturunkan nilainya sebagai akibat kerugian penurunan nilai, maka pendapatan bunga yang diperoleh setelahnya diakui atas bagian aset keuangan yang tidak mengalami penurunan nilai dari aset keuangan yang mengalami penurunan nilai, berdasarkan suku bunga yang digunakan untuk mendiskonto arus kas masa datang dalam menghitung kerugian penurunan nilai.

2. Material Accounting Policy Information (continued)

y. Interest income and expense (continued)

For financial assets that have deteriorated at initial recognition, interest income is calculated by applying the effective interest rate to the amortized cost of the financial assets. If the asset no longer deteriorates, the calculation of interest income will still be calculated by applying the effective interest rate to the amortized cost of the financial asset.

b. Gains and losses arising from changes in the fair value of financial assets classified in this category are recognized directly in other comprehensive income (as part of equity), until the financial asset is derecognized or impaired, except gain or loss arising from changes in exchanges rate for debt instrument.

When a financial asset is derecognized or impaired, the cumulative gains or losses previously recognized in equity are recognized in profit or loss.

- Interest income and expense on fair value through other comprehensive income assets and financial assets and liabilities measured at amortized cost, are recognized in the profit or loss using the effective interest rate method.
- Gains and losses arising from changes in the fair value of the financial assets and liabilities classified as fair value through profit or loss are included in the profit or loss.

If a financial asset or a group of similar financial assets' has been impaired due to an impairment loss, then interest income earned afterward is recognized on the portion of the financial asset that has not suffered an impairment, based on the interest rate used to discount future cash flows when calculating the impairment loss.

2. Informasi Kebijakan Akuntansi Material (lanjutan)

y. Pendapatan dan beban bunga (lanjutan)

Kredit yang pembayaran angsuran pokok atau bunganya telah lewat 90 hari atau lebih setelah jatuh tempo atau yang pembayarannya secara tepat waktu diragukan, secara umum diklasifikasikan sebagai kredit yang mengalami penurunan nilai.

Beban diakui pada saat terjadinya.

Nilai tercatat aset atau liabilitas keuangan disesuaikan jika Grup merevisi estimasinya untuk pembayaran maupun penerimaan. Nilai tercatat yang disesuaikan tersebut dihitung dengan menggunakan suku bunga efektif awal dan perubahannya dicatat pada laba rugi. Tetapi untuk aset keuangan yang telah direklasifikasi, dimana pada periode berikutnya Grup meningkatkan estimasi penerimaan kas sebagai hasil dari peningkatan pengembalian penerimaan kas, dampak peningkatan pemulihan tersebut diakui sebagai penyesuaian pada suku bunga efektif sejak tanggal perubahan estimasi.

Pendapatan dan beban bunga termasuk pendapatan marjin dan bagi hasil serta beban hak pihak ketiga atas bagi hasil dana syirkah temporer dari Entitas Anak Syariah.

Pendapatan Entitas Anak Syariah terdiri dari pendapatan marjin murabahah, bagi hasil dari pembiayaan mudharabah dan musyarakah.

Pendapatan dari murabahah diakui dengan menggunakan metode akrual.

Pendapatan dari transaksi pembiayaan atas dasar bagi hasil diakui pada saat angsuran diterima secara tunai.

Pendapatan Ijarah diakui selama masa akad secara proporsional.

Pendapatan atas piutang murabahah menggunakan metode setara tingkat imbal hasil efektif (marjin efektif). Marjin efektif adalah marjin yang secara tepat mendiskontokan estimasi pembayaran atau penerimaan kas di masa datang selama perkiraan umur dari piutang murabahah. Pada saat menghitung margin efektif, Bank mengestimasi arus kas di masa datang dengan mempertimbangkan seluruh persyaratan kontraktual dalam

2. Material Accounting Policy Information (continued)

y. Interest income and expense (continued)

Loans with principal and interest payment that have been past due for 90 days or more, or where reasonable doubts regarding the timely collection exist, are generally classified as impaired loans.

Expenses are recognized when incurred.

The carrying amount of the financial asset or liability is adjusted if the Group revise their estimates of payments or receipts. The adjusted carrying amount is calculated based on the original effective interest rate and the change in carrying amount is recorded in the profit or loss. However, for a reclassified financial asset for which the Group subsequently increase their estimates of future cash receipts as a result of increased recoverability of those cash receipts, the effect of that increase is recognized as an adjustment to the effective interest rate from the date of the change in estimate.

Income and interest expense include margin and profit sharing revenue and expenses for the rights of any third party for the temporary syirkah fund of Sharia Subsidiary.

Revenues of Sharia Subsidiary consist of murabahah margin, profit sharing mudharabah and musyarakah financing.

Revenue from murabahah is recognized using the accrual method.

Revenue incurred from financing transactions for profit and loss sharing are recognized when received in cash installments.

Ijarah income is recognized proportionately over the contract period.

Income from murabahah receivables using the effective rate of return method (effective margin). Effective margin is the margin that precisely discounts the estimated future cash payments or receipts through the expected life of the murabahah receivables. When calculating the effective margin, Bank estimates the future cash flows considering all contractual terms of the financial instrument, but does not consider the loss of receivables in the future.

2. Informasi Kebijakan Akuntansi Material (lanjutan)

y. Pendapatan dan beban bunga (lanjutan)

instrumen keuangan tersebut, tetapi tidak mempertimbangkan kerugian piutang di masa mendatang. Perhitungan ini mencakup seluruh komisi, provisi dan bentuk lain yang diterima oleh para pihak dalam kontrak yang merupakan bagian tak terpisahkan dari marjin efektif, biaya transaksi, dan seluruh premi atau diskon lainnya.

Pendapatan bagi hasil pembiayaan mudharabah dan musyarakah diakui pada saat diterima atau dalam periode terjadinya hak bagi hasil sesuai porsi bagi hasil (nisbah) yang disepakati.

Beban Unit Usaha Syariah merupakan beban bagi hasil dan bonus giro dan tabungan wadiah, yang diakui pada saat timbulnya kewajiban untuk melakukan bagi hasil sesuai dengan nisbah yang disepakati.

z. Pendapatan dan beban provisi dan komisi

Pendapatan dan beban provisi dan komisi atas aset dan liabilitas keuangan yang merupakan bagian dari suku bunga efektif, dimasukkan dalam perhitungan suku bunga efektif. Pendapatan dan beban ini diamortisasi sepanjang umur aset atau liabilitas keuangan.

Provisi dan komisi yang tidak berkaitan dengan kegiatan perkreditan dan pinjaman yang diterima atau jangka waktu perkreditan dan pinjaman yang diterima, atau jumlahnya tidak material diakui sebagai pendapatan atau beban pada saat terjadinya transaksi.

aa. Perpajakan

Aset dan liabilitas pajak penghasilan kini diakui sebesar jumlah yang diperkirakan dapat diperoleh dari atau dibayar kepada otoritas perpajakan yang dihitung dengan menggunakan tarif pajak (dan peraturan pajak) yang berlaku atau yang secara substantif diberlakukan pada tanggal pelaporan.

Pajak penghasilan tangguhan dihitung dengan menggunakan metode liabilitas, terhadap semua perbedaan temporer pada tanggal laporan posisi keuangan konsolidasian antara aset dan liabilitas menurut pajak dan nilai tercatatnya untuk tujuan pelaporan keuangan. Pajak tangguhan dihitung dengan menggunakan tarif pajak (dan peraturan pajak) yang berlaku atau yang secara substansif diberlakukan pada tahun dimana aset tersebut direalisasikan atau liabilitas tersebut diselesaikan.

2. Material Accounting Policy Information (continued)

y. Interest income and expense (continued)

This calculation includes all commissions, provision fees and other forms accepted by the parties in the contract that are an inseparable part of the effective margin, transaction costs and all other premiums or discounts.

Mudharabah and musyarakah income are recognized when cash is received or in a period where the right of revenue sharing is due based on agreed portion (nisbah).

Sharia Business Unit expenses represent a profit or loss sharing expense and current accounts and wadiah saving account, which are recognized when the obligation occurred in accordance with the pre-agreed ratio.

z. Fees and commission income and expense

Fees and commissions income and expense of financial assets and liabilities, which are an integral part of the effective interest rate are being taken into account in calculating the effective interest rate. These income and expense are amortized during the life of financial assets or liabilities.

Commissions and fees not related to lending and borrowing activities or loan and borrowing periods, or those that are not material are recognized as revenues and expenses at the time the transactions occur.

aa. Taxation

Current income tax assets and liabilities are provided at the amount expected to be recovered from or paid to the tax authority which are computed using the tax rates (and tax laws) that have been enacted or substantively enacted at the reporting date.

Deferred income tax is calculated using the liability method, on all temporary differences at the consolidated statement of financial position date between the tax base of assets and liabilities and their carrying amounts for financial reporting purposes. Deferred tax assets and liabilities are measured at the tax rates (and tax laws) that have been enacted or substantively enacted to the year when the asset is realized or the liability is settled.

2. Informasi Kebijakan Akuntansi Material (lanjutan)

aa. Perpajakan (lanjutan)

Liabilitas pajak tangguhan diakui atas seluruh perbedaan temporer kena pajak, kecuali perbedaan temporer kena pajak yang berasal dari:

a. pengakuan awal *goodwill*; atau
b. pengakuan awal aset atau liabilitas dari transaksi yang bukan kombinasi bisnis dan pada saat transaksi tidak memengaruhi laba akuntansi atau laba kena pajak (rugi pajak).

Aset pajak tangguhan diakui untuk perbedaan temporer yang dapat dikurangkan untuk keperluan pajak dan saldo rugi fiskal yang dapat dikompensasi, sepanjang besar kemungkinan terdapat laba kena pajak pada masa datang yang dapat dimanfaatkan atas perbedaan temporer yang dapat dikurangkan untuk keperluan pajak dan saldo rugi fiskal yang dapat dikompensasi tersebut.

Aset dan liabilitas pajak tangguhan dapat saling hapus apabila terdapat hak yang berkekuatan hukum untuk melakukan saling hapus antara aset pajak kini dengan liabilitas pajak kini dan apabila aset dan liabilitas pajak tangguhan terkait dengan pajak penghasilan yang dikenakan oleh otoritas perpajakan yang sama, baik atas entitas kena pajak yang sama ataupun berbeda dan adanya niat untuk melakukan penyelesaian saldo-saldo tersebut secara neto.

Aset dan liabilitas pajak kini dapat saling hapus apabila memiliki hak yang dapat dipaksakan secara hukum untuk melakukan saling hapus atas jumlah yang diakui dan bermaksud untuk menyelesaikan dengan dasar neto atau merealisasikan aset dan menyelesaikan liabilitas secara bersamaan.

Perubahan atas liabilitas pajak dicatat pada saat surat ketetapan pajak diterima atau, apabila diajukan keberatan dan atau banding, diakui pada saat hasil dari keberatan dan atau banding diterima.

Taksiran pajak penghasilan Grup dihitung untuk masing-masing perusahaan sebagai badan hukum terpisah. Aset pajak kini dan liabilitas pajak kini untuk badan hukum yang berbeda tidak disalinghapuskan dalam laporan keuangan konsolidasian.

2. Material Accounting Policy Information (continued)

aa. Taxation (continued)

Deferred tax liabilities are recognized for all taxable temporary differences, except to the extent that the deferred tax liability arises from:

a. the initial recognition of goodwill; or
b. the initial recognition of an asset or liability in a transaction which is nor a business combination and at the time of the transaction, affects neither accounting profit nor taxable profit (tax loss).

Deferred tax assets are recognized for all deductible temporary differences and carry forward of unused tax losses, to the extent that it is probable that taxable profit will be available against which the deductible temporary differences and unused tax losses can be utilized.

Deferred tax assets and liabilities are offset when there is a legally enforceable right to offset current tax assets against current tax liabilities and when the deferred tax assets and liabilities relate to income taxes levied by the same tax authority on either the same taxable entity or different taxable entities and where there is an intention to settle those balances on a net basis.

Current tax assets and liabilities are offset when there is a legally enforceable right to set off the recognized amounts, and intends either to settle on a net basis or to realize the assets and settle liabilities simultaneously.

Amendments to tax obligations are recorded when a tax assessment is received or, if objected or appealed against, when the result of the objection or appeal is determined.

The income tax of the Group is computed for each company as a separate legal entity. Current tax assets and current tax liabilities for different legal entities are not offset in the consolidated financial statements.

2. Informasi Kebijakan Akuntansi Material (lanjutan)

ab. Laba (rugi) per saham

Laba (rugi) per saham dasar dihitung dengan membagi laba (rugi) tahun berjalan yang dapat diatribusikan kepada pemegang saham biasa entitas induk dengan jumlah rata-rata tertimbang saham yang beredar pada tahun yang bersangkutan.

Rugi per saham dilusian dihitung dengan membagi laba (rugi) tahun berjalan yang dapat diatribusikan kepada pemegang saham biasa entitas induk dengan rata-rata tertimbang saham yang beredar pada tahun yang bersangkutan yang disesuaikan dengan mengasumsikan konversi surat berharga berpotensi saham yang sifatnya dilutif.

ac. Imbalan kerja

Kewajiban Pensiun

Grup mempunyai program pensiun sesuai dengan Undang-Undang No. 11/2020 tentang Cipta Kerja ("Undang-Undang Cipta Kerja") atau Perjanjian Kerja Bersama ("PKB") atau Peraturan Perusahaan ("PP"). Karena UU Cipta Kerja atau UU Ketenagakerjaan atau PKB atau PP menentukan rumus tertentu untuk menghitung jumlah minimal imbalan pensiun, pada dasarnya, program pensiun berdasarkan UU Cipta Kerja atau UU Ketenagakerjaan atau PKB atau PP adalah program iuran pasti.

Program pensiun iuran pasti adalah program pensiun yang menentukan jumlah iuran pensiun yang akan dibayarkan, yang pemberiannya biasanya didasarkan pada satu faktor atau lebih seperti masa kerja atau kompensasi.

Kewajiban program iuran pasti yang diakui di laporan posisi keuangan konsolidasian dihitung sebesar nilai kini dari estimasi kewajiban imbalan pascakerja di masa depan yang timbul dari jasa yang telah diberikan oleh karyawan pada masa kini dan masa lalu. Perhitungan dilakukan oleh aktuaris independen dengan metode *projected unit credit*.

Biaya pemutusan kontrak kerja dan keuntungan/kerugian kurtailmen diakui pada periode dimana Bank menunjukkan komitmennya untuk mengurangi secara signifikan jumlah pekerja yang ditanggung oleh program.

2. Material Accounting Policy Information (continued)

ab. Earnings (loss) per share

Basic earnings (loss) per share is computed by dividing income (loss) for the year attributable to ordinary equity holders of the parent entity by the weighted average number of shares outstanding during the year.

Diluted loss per share is computed by dividing earnings (loss) for the year attributable to ordinary equity holders of the parent entity by the weighted average number of shares outstanding during the year adjusted for the assumed conversion of all dilutive potential ordinary shares.

ac. Employee benefits

Pension Obligations

The Group has pension schemes in accordance with Law No. 11/2020 on Job Creation (the "Job Creation Law") or the Group's Collective Labour Agreement (the "CLA") or Company Regulation ("CR"). Since the Job Creation Law or Labour Law or the CLA or the CR sets the formula for determining the minimum amount of benefits, in substance pension plans under the Job Creation Law or Labour Law or the CLA or the CR represent defined contribution plans.

A defined contribution plan is a pension plan that defines an amount of pension contribution to be paid, usually as a function of one or more factors such as years of service or compensation.

The liability recognized in the consolidated statements of financial position in respect of defined contribution plans is calculated at present value of estimated future benefits that the employees have earned in return for their services in the current and prior period. The calculation is performed by an independent actuary using the projected unit credit method.

Termination costs and curtailment gain or loss are recognized in the period when Bank is demonstrably committed to make a significant reduction in the number of employees covered by a plan.

2. Informasi Kebijakan Akuntansi Material (lanjutan)

ac. Imbalan kerja (lanjutan)

Kewajiban Pensiun (lanjutan)

Sejak tahun 2008, Bank juga memberikan penghargaan masa dinas untuk karyawan yang telah menyelesaikan masa kerja selama 10 tahun atau lebih. Untuk manfaat tersebut, PSAK 219 (Revisi 2013) mengharuskan perlakuan akuntansi yang hampir sama dengan akuntansi untuk program manfaat pasti (sebagaimana disajikan pada paragraf sebelum ini), kecuali bahwa semua keuntungan dan kerugian aktuarial yang timbul harus diakui sekaligus laba rugi tahun berjalan.

Sejak tahun 2014, Bank memberikan imbalan masa persiapan pensiun yaitu imbalan kepada karyawan sebelum usia pensiun dimana karyawan dibebaskan dari tugas-tugas rutin dan tidak perlu masuk kerja, tetapi tetap memperoleh fasilitas kepegawaian tertentu dan sejak tahun 2013, Bank memberikan asuransi kesehatan pensiun kepada karyawan yang telah memasuki usia pensiun dan pasangannya selama 2 tahun setelah tanggal karyawan pensiun. Estimasi kewajiban untuk imbalan ini dihitung dengan menggunakan perlakuan akuntansi yang sama dengan perhitungan untuk program pensiun imbalan pasti.

ad. Segmen operasi

Segmen operasi adalah komponen Grup yang terlibat dalam aktivitas bisnis yang memperoleh pendapatan dan menimbulkan beban, yang hasil operasinya dikaji ulang secara reguler oleh pengambil keputusan operasional untuk membuat keputusan tentang sumber daya yang dialokasikan pada segmen tersebut dan menilai kinerjanya serta tersedia informasi keuangan yang dapat dipisahkan. Segmen operasi terbagi dalam kelompok konvensional, pembiayaan, dan syariah.

Segmen geografis adalah komponen Grup yang dapat dibedakan dalam menghasilkan jasa pada lingkungan (wilayah) ekonomi tertentu dan komponen itu memiliki risiko dan imbalan yang berbeda dengan risiko dan imbalan pada komponen yang beroperasi pada lingkungan (wilayah) ekonomi lain. Grup melaporkan segmen geografis berdasarkan daerah Jakarta, Bogor, Tangerang, Bekasi (Jabotabek), Jawa selain Jabotabek, Sumatera, Kalimantan, dan lain-lain.

2. Material Accounting Policy Information (continued)

ac. Employee benefits (continued)

Pension Obligations (continued)

Starting 2008, the Bank provides long service awards for employees whose work periods reach 10 years or above. For such benefits, SFAS 219 (Revised 2013) requires an accounting treatment similar to that for defined benefit plans (as described in the previous paragraph), except that the actuarial gains and losses should all be recognized immediately in the current year's profit or loss.

Starting 2014, the Bank provides benefit of pension preparation period, i.e. benefit for employees before retirement age whereby the employee is freed from routine tasks and is not required to present at work, but still receives certain employment facilities and starting 2013, the Bank provides pension health insurance for employees and their spouses during 2 years after the employees' pension date. Estimated liability for these benefits is calculated using same accounting treatment with the calculation for defined benefit pension plan.

ad. Operating segment

The operating segment is a Group's component that involves in business activities from which it may earn revenues and incur expenses, whose operating results are regularly reviewed by chief operating decision maker to make decision about resources to be allocated to the segment and assess its performance and for which discrete financial information is available. The operating segment has been determined to be conventional, multi-finance, and sharia.

The geographical segment is a distinguishable component of the Group that is engaged in providing services within a particular economic environment and that is subject to risks and returns that are different from those operating in other economic environments. The Group reports geographical segment information based on Jakarta, Bogor, Tangerang, Bekasi (Jabotabek), Java excluding Jabotabek, Sumatera, Kalimantan, and others.

2. Informasi Kebijakan Akuntansi Material (lanjutan)

ae. Transaksi dan saldo dengan pihak-pihak berelasi

Pihak berelasi adalah orang atau entitas yang terkait dengan entitas yang menyiapkan laporan keuangannya (entitas pelapor). Pihak berelasi adalah sebagai berikut:

i) Orang atau anggota keluarga dekatnya mempunyai relasi dengan entitas pelapor jika orang tersebut:
   a) Memiliki pengendalian atau pengendalian bersama atas entitas pelapor;
   b) Memiliki pengaruh signifikan atas entitas pelapor; atau
   c) Merupakan personel manajemen kunci entitas pelapor atau entitas induk entitas pelapor.

ii) Entitas mempunyai relasi dengan entitas pelapor jika entitas tersebut:
   a) Entitas dan entitas pelapor adalah anggota dari kelompok usaha yang sama (artinya entitas induk, entitas anak, dan entitas anak berikutnya saling berelasi dengan entitas lain);
   b) Satu entitas adalah entitas asosiasi atau ventura bersama dari entitas lain (atau entitas asosiasi atau ventura bersama yang merupakan anggota suatu kelompok usaha, yang mana entitas lain tersebut adalah anggotanya);
   c) Kedua entitas tersebut adalah ventura bersama dari pihak ketiga yang sama;
   d) Satu entitas adalah ventura bersama dari entitas ketiga dan entitas yang lain adalah entitas asosiasi dari entitas ketiga;
   e) Entitas tersebut adalah suatu program imbalan pascakerja untuk imbalan kerja dari salah satu entitas pelapor atau entitas yang terkait dengan entitas pelapor. Jika entitas pelapor adalah entitas yang menyelenggarakan program tersebut, maka entitas sponsor juga berelasi dengan entitas pelapor;
   f) Entitas yang dikendalikan atau dikendalikan bersama oleh orang yang diidentifikasi sebagaimana dimaksud dalam angka i);
   g) Orang yang diidentifikasi sebagaimana dimaksud dalam angka i) a) memiliki pengaruh signifikan atas entitas atau merupakan personel manajemen kunci entitas (atau entitas induk dari entitas); atau

2. Material Accounting Policy Information (continued)

ae. Transactions and balances with related parties

A related party is a person or entity that is related to the entity that is preparing its financial statements (reporting entity). Related parties are:

i) A person or a close member of that person's family is related to a reporting entity if that person:
   a) Has control or joint control of the reporting entity;
   b) Has control or joint control of the reporting entity; or
   c) Is a member of the key management personnel of the reporting entity or of a parent of the reporting entity.

ii) An entity is related to a reporting entity if any of the following conditions applies:
   a) The entity and the reporting entity are members of the same group (which means that each parent, subsidiary and fellow subsidiary is related to others);
   b) One entity is an associate or joint venture of the other entity (or an associate or joint venture of a member of a group of which the other entity is a member);
   c) Both entities are joint ventures of the same third party;
   d) One entity is a joint venture of a third entity and the other entity is an associate of the third entity;
   e) The entity is a post-employment benefit plan for the benefit of employees of either the reporting entity or an entity related to the reporting entity. If the reporting entity is itself such a plan, the sponsoring employers are also related to the reporting entity;
   f) The entity is controlled or jointly controlled by a person identified in i);
   g) A person identified in i) a) has significant influence over the entity or is a member of the key management personnel of the entity (or a parent of the entity); or

2. Informasi Kebijakan Akuntansi Material (lanjutan)

ae. Transaksi dan saldo dengan pihak-pihak berelasi (lanjutan)

h) Entitas, atau anggota dari kelompok yang mana entitas merupakan bagian dari kelompok tersebut, menyediakan jasa personel manajemen kunci kepada entitas pelapor atau kepada entitas induk dari entitas pelapor.

Transaksi ini dilakukan berdasarkan persyaratan yang disetujui oleh kedua belah pihak, dimana persyaratan tersebut mungkin tidak sama dengan transaksi yang dilakukan dengan pihak-pihak yang tidak berelasi.

Semua transaksi dan saldo yang signifikan dengan pihak berelasi, baik yang dilakukan dengan syarat normal sebagaimana dilakukan dengan pihak ketiga, maupun tidak, telah diungkapkan pada catatan atas laporan keuangan konsolidasian.

af. Dividen

Pembagian dividen kepada para pemegang saham diakui sebagai liabilitas dalam laporan keuangan konsolidasian pada periode ketika dividen tersebut disetujui oleh para pemegang saham.

ag. Beban emisi saham

Beban yang terjadi sehubungan dengan penawaran saham kepada masyarakat (termasuk penawaran umum terbatas dengan hak memesan efek terlebih dahulu) dikurangkan langsung dari hasil emisi dan disajikan sebagai pengurang tambahan modal disetor.

ah. Perubahan dalam kebijakan akuntansi dan pengungkapan pada tahun 2024

Berikut adalah revisi, amandemen dan penyesuaian atas Standar Akuntansi Keuangan (SAK) yang berlaku efektif untuk tahun buku yang dimulai pada atau setelah 1 Januari 2024, yaitu:

- Kerangka Standar Pelaporan Keuangan Indonesia ("KSPKI") dan perubahan nomor PSAK dan ISAK dalam Standar Akuntansi Keuangan Indonesia (sebelumnya Standar Akuntansi Keuangan), berlaku efektif tanggal 1 Januari 2024. KSPKI mengatur pilar SAK yang berlaku di Indonesia, kriteria, dan perpindahan antar pilar SAK, sedangkan perubahan nomor mengatur ketentuan penomoran PSAK dan ISAK yang mengacu pada IFRS *Accounting Standards*, standar akuntansi lokal, dan standar akuntasi syariah;

2. Material Accounting Policy Information (continued)

ae. Transactions and balances with related parties (continued)

h) Entities, or members of the group to which the entity is part of the group, providing services to the entity's key management personnel or to the parent's entity of the reporting entity.

The transactions are made based on terms agreed by the parties, whereby such terms may not be the same as those transactions with non-related parties.

All significant transactions and balances with related parties, whether or not conducted under terms and conditions similar to those granted to third parties, are disclosed in the notes to the consolidated financial statements.

af. Dividends

Dividend distribution to the shareholders is recognized as a liability in the consolidated financial statements in the period in which the dividends are approved by the shareholders.

ag. Shares issuance cost

Costs related to the public offering (including limited public offering with pre-emptive rights) are deducted from the proceeds and presented as a deduction to additional paid-in capital.

ah. Changes in accounting policies and disclosures in 2024

The following are revision, amendments and adjustments to Financial Accounting Standard (FAS) that are effective for the financial year that starting or after January 1, 2024, are as follows:

- Indonesia Financial Reporting Standard Framework ("KSPKI") and amendments to SFAS and IFAS number, are effective on 1 January 2024. KSPKI regulate the SFAS pillars, criteria and shifting between pillars that apply in Indonesia, while amendments to SFAS and IFAS number determine the number for SFAS and IFAS which refering to IFRS Accounting Standards, local accounting standards, and sharia accounting standards;

2. Informasi Kebijakan Akuntansi Material (lanjutan)

ah. Perubahan dalam kebijakan akuntansi dan pengungkapan pada tahun 2024 (lanjutan)

- Amendemen PSAK 201: "Penyajian Laporan Keuangan" terkait klasifikasi liabilitas sebagai jangka pendek atau jangka panjang;
- Amendemen PSAK 116: "Sewa" terkait liabilitas sewa pada transaksi jual dan sewa-balik;
- Amendemen PSAK 207 dan PSAK 107 terkait "Pengaturan Pembiayaan Pemasok"; dan
- Amandemen PSAK 409: "Akuntansi Zakat, Infak, dan Sedekah" dan PSAK 401: "Penyajian Laporan Keuangan Syariah".

Implementasi dari standar-standar tersebut tidak memiliki dampak yang signifikan terhadap jumlah yang dilaporkan di periode berjalan atau tahun sebelumnya.

2. Material Accounting Policy Information (continued)

ah. Changes in accounting policies and disclosures in 2024 (continued)

- Amendments of SFAS 201 "Presentation of Financial Statements" regarding classification of liabilities as current or non-current;
- Amendments of SFAS 116 "Leases" regarding lease liabilities in sale-and-lease back transactions;
- Amendments of SFAS 207 and SFAS 107 "Supplier Finance Arrangements"; and
- Amendments of SFAS 409 "Accounting of Zakat, Infak, and Sedekah" and SFAS 401 "Sharia Financial Statement".

The implementation of the above standards had no significant effect on the amounts reported for the current period or prior financial years.

3. Kas

Kas terdiri dari :

	2024	2023	
Rupiah	344.622	276.340	Rupiah
Mata uang asing:			**Foreign currencies:**
Dolar Amerika Serikat	21.845	8.627	United States Dollar
Dolar Singapura	1.260	540	Singapore Dollar
Euro Eropa	280	1.901	European Euro
Dolar Australia	20	201	Australian Dollar
Lain-lain	1.056	1.575	Others
	24.461	12.844	
Total	**369.083**	**289.184**	**Total**

Saldo dalam mata uang Rupiah termasuk uang pada ATM (Anjungan Tunai Mandiri) masing-masing pada tanggal 31 Desember 2024 dan 2023, masing-masing sebesar Rp11.849 dan Rp7.154.

Kas dalam mata uang asing lain-lain terdiri dari Yen Jepang, Poundsterling Inggris, Dolar Hong Kong dan Won Korea Selatan.

3. Cash

Cash consists of the following :

The Rupiah balance includes cash in ATMs (Automated Teller Machines) amounting to Rp11,849 and Rp7,154, December 31, 2024 and 2023, respectively.

Cash in other foreign currencies is denominated in Japanese Yen, Great Britain Poundsterling, Hong Kong Dollar and South Korean Won.

4. Giro Pada Bank Indonesia

Giro pada Bank Indonesia terdiri dari:

	2024	2023	
Rupiah	2.531.732	3.089.179	Rupiah
Dolar Amerika Serikat	140.746	116.440	United States Dollar
Total	**2.672.478**	**3.205.619**	**Total**

4. Current Accounts With Bank Indonesia

Current Accounts with Bank Indonesia consists of the following:

4. Giro Pada Bank Indonesia (lanjutan)

Pada tanggal 31 Desember 2024 dan 2023, saldo giro pada Bank Indonesia termasuk giro yang berdasarkan pada prinsip perbankan syariah masing-masing sebesar Rp370.479 dan Rp540.926.

Giro Wajib Minimum (GWM) Bank sesuai dengan Peraturan Bank Indonesia dan Peraturan Anggota Dewan Gubernur (PADG) diungkapkan pada Catatan 55a.

4. Current Accounts With Bank Indonesia (continued)

As at December 31, 2024 and 2023, current accounts with Bank Indonesia include amounts under sharia banking principles amounting to each Rp370,479 and Rp540,926, respectively.

Minimum Statutory Reserves (GWM) Bank in accordance with Bank Indonesia (BI) Regulation of Members of The Board of Governors (PADG) are disclosed in Note 55a.

5. Giro Pada Bank Lain / 5. Current Accounts With Other Banks

a. Berdasarkan mata uang / a. By currency

	2024	2023	
Pihak Berelasi (Catatan 38)			**Related parties (Note 38)**
Mata uang asing:			Foreign currencies:
Dolar Amerika Serikat	9.149	4.166	United States Dollar
Won Korea Selatan	1.436	2.211	South Korean Won
	10.585	6.377	
Pihak ketiga			**Third parties**
Rupiah	25.463	102.466	Rupiah
Mata uang asing:			Foreign currencies:
Dolar Amerika Serikat	217.703	149.065	United States Dollar
Dolar Singapura	60.655	44.801	Singapore Dollar
Yen Jepang	41.171	1.804	Japanese Yen
Poundsterling Inggris	15.667	7.018	Great Britain Poundsterling
Dolar Australia	9.164	7.689	Australian Dollar
Yuan Cina	8.157	5.694	Chinese Yuan
Euro Eropa	7.760	8.193	European Euro
Dolar Hong Kong	812	9.774	Hong Kong Dollar
	386.552	336.504	
Total	397.137	342.881	Total
Cadangan kerugian penurunan nilai	(300)	(300)	Allowance for impairment losses
Neto	**396.837**	**342.581**	**Net**

Pada tanggal 31 Desember 2024 dan 2023, saldo giro pada bank lain termasuk saldo yang berdasarkan pada prinsip perbankan syariah masing-masing sebesar Rp824 dan Rp1.405.

Pada tanggal 31 Desember 2024 dan 2023 tidak terdapat giro pada bank lain yang dijaminkan.

As at December 31, 2024 and 2023, current accounts with other banks include amounts under sharia banking principles amounting to Rp824 and Rp1.405, respectively.

As at December 31, 2024 and 2023, there is no current account with other banks pledged as collateral.

b. Berdasarkan bank / b. By banks

	2024	2023	
Pihak berelasi (Catatan 38)			**Related party (Note 38)**
Mata uang asing :			Foreign currency :
KB Kookmin Bank Co., Ltd	10.585	6.377	KB Kookmin Bank Co., Ltd

5. Giro Pada Bank Lain (lanjutan)

5. Current Accounts With Other Banks (continued)

b. Berdasarkan bank (lanjutan)

b. By banks (continued)

	2024	2023	
Pihak ketiga			**Third parties**
Rupiah:			Rupiah:
PT Bank Woori Saudara Indonesia 1906 Tbk	9.548	9.548	PT Bank Woori Saudara Indonesia 1906 Tbk
PT Bank Rakyat Indonesia (Persero) Tbk	7.539	7.431	PT Bank Rakyat Indonesia (Persero) Tbk
Standard Chartered Bank, Jakarta	3.535	2.374	Standard Chartered Bank, Jakarta
PT Bank Central Asia Tbk	3.501	81.106	PT Bank Central Asia Tbk
PT Bank BCA Syariah	525	113	PT Bank BCA Syariah
PT Bank MNC Internasional Tbk	308	2	PT Bank MNC International Tbk
PT Bank Syariah Indonesia Tbk	299	1.292	PT Bank Syariah Indonesia Tbk
PT Bank Negara Indonesia (Persero) Tbk	54	54	PT Bank Negara Indonesia (Persero) Tbk
PT Bank Mandiri (Persero) Tbk	39	452	PT Bank Mandiri (Persero) Tbk
PT Bank Maybank Indonesia Tbk	28	-	PT Bank Maybank Indonesia Tbk
PT Bank OCBC NISP Tbk	-	3	PT Bank OCBC NISP Tbk
PT Bank Sahabat Sampoerna	-	2	PT Bank Sahabat Sampoerna
Lain-lain	87	89	Others
Sub-total	25.463	102.466	Sub-total
Mata uang asing:			Foreign currencies:
Citibank N.A., New York	172.359	44.988	Citibank N.A., New York
United Overseas Bank Ltd, Singapura	60.509	37.159	United Overseas Bank Ltd, Singapore
Sumitomo Mitsui Banking Corporation, Tokyo	41.171	1.804	Sumitomo Mitsui Banking Corporation, Tokyo
Standard Chartered Bank, London	15.667	7.018	Standard Chartered Bank, London
PT Bank Central Asia Tbk	15.163	12.437	PT Bank Central Asia Tbk
Standard Chartered Bank, New York	12.869	57.956	Standard Chartered Bank, New York
PT Bank Mandiri (Persero) Tbk	10.555	20.894	PT Bank Mandiri (Persero) Tbk
Australia and New Zealand Banking Group Limited	9.164	7.689	Australia and New Zealand Banking Group Limited
PT Bank ICBC Indonesia	8.157	5.694	PT Bank ICBC Indonesia
Societe Generale, Perancis	7.760	8.193	Societe Generale, France
Citibank N.A., Jakarta	6.082	3.578	Citibank N.A., Jakarta
Standard Chartered Bank, Hong Kong	812	9.774	Standard Chartered Bank, Hong Kong
Habib American Bank, New York	676	9.212	Habib American Bank, New York
Standard Chartered Bank, Singapura	145	7.642	Standard Chartered Bank, Singapore
Sub-total	361.089	234.038	Sub-total
Total	397.137	342.881	Total
Cadangan kerugian penurunan nilai	(300)	(300)	Allowance for impairment losses
Neto	**396.837**	**342.581**	**Net**

c. Berdasarkan kolektibilitas

Kolektibilitas giro pada bank lain sesuai dengan Peraturan Otoritas Jasa Keuangan diungkapkan pada Catatan 55b.

c. By collectibility

Collectability current account with other banks in accordance with Financial Services Authority Regulation are disclosed in Note 55b.

5. Giro Pada Bank Lain (lanjutan)

d. Perubahan cadangan kerugian penurunan nilai

	2024	2023	
Rupiah:			Rupiah:
Saldo awal	300	89	Beginning balance
Penyisihan (pembalikan cadangan) kerugian penurunan nilai	-	211	Provision (reversal of allowance) for impairment losses
Saldo akhir	**300**	**300**	**Ending balance**

Cadangan kerugian penurunan nilai dihitung secara kolektif.

Manajemen berpendapat bahwa jumlah cadangan kerugian penurunan nilai telah memadai.

e. Tingkat bunga rata-rata per tahun

Giro pada bank lain dalam mata uang Rupiah, Dolar Amerika Serikat, Yen Jepang, Dolar Australia, Euro Eropa, Dolar Singapura, Yuan Cina, Dolar Hong Kong, Won Korea Selatan dan Poundsterling Inggris. Tingkat suku bunga rata-rata setahun untuk giro pada bank lain dalam Rupiah dan mata uang asing lainnya adalah sebagai berikut:

	2024	2023	
Rupiah	0,48%	0,81%	Rupiah
Mata uang asing	0,06%	0,00%	Foreign currencies

5. Current Accounts With Other Banks (continued)

d. Movements in allowance for impairment losses

Allowance for impairment losses is calculated using collective assessment.

Management believes that the allowance for impairment losses is adequate.

e. Average annual interest rates

Current accounts with other banks in Rupiah, United States Dollar, Japanese Yen, Australian Dollar, European Euro, Singapore Dollar, Chinese Yuan, Hong Kong Dollar, South Korean Won and Great Britain Poundsterling currencies. The average interest rates per annum for current accounts with other banks in Rupiah and other foreign currencies are as follows:

6. Penempatan Pada Bank Indonesia dan Bank Lain

a. Berdasarkan jenis, mata uang, dan bank

	2024	2023	
Pihak ketiga			**Third parties**
Rupiah:			Rupiah:
Penempatan pada Bank Indonesia, setelah dikurangi bunga yang ditangguhkan	2.317.643	1.384.883	Placements with Bank Indonesia, net of unearned interest
Deposito Berjangka			**Time deposits**
PT Bank Sahabat Sampoerna	11.475	38.000	PT Bank Sahabat Sampoerna
PT Bank Nagari	11.000	40.000	PT Bank Nagari
PT Bank Victoria International Tbk	11.000	-	PT Bank Victoria International Tbk
PT BPD Sulawesi Selatan dan Sulawesi Barat	11.000	34.000	PT BPD Sulawesi Selatan dan Sulawesi Barat

6. Placements With Bank Indonesia and Other Banks

a. By type, currency, and banks

6. Penempatan Pada Bank Indonesia Dan Bank Lain (lanjutan)

a. Berdasarkan jenis, mata uang, dan bank (lanjutan)

6. Placements With Bank Indonesia And Other Banks (continued)

a. By type, currency, and banks (continued)

	2024	2023	
Deposito Berjangka			**Time deposits**
PT BPD Lampung	11.000	-	PT BPD Lampung
PT BPD Sumatera Utara	11.000	34.000	PT BPD Sumatera Utara
PT BPD Sulawesi Tengah	11.000	33.000	PT BPD Sulawesi Tengah
PT Bank JTrust Indonesia Tbk	10.000	41.000	PT Bank JTrust Indonesia Tbk
PT Bank Sulawesi Tenggara	10.000	37.000	PT Bank Sulawesi Tenggara
PT BPD Sulawesi Utara dan Gorontalo	10.000	7.000	PT BPD Sulawesi Utara dan Gorontalo
PT Bank Mega Tbk	1.000	6.000	PT Bank Mega Tbk
PT Bank Oke Indonesia Tbk	1.000	7.000	PT Bank Oke Indonesia Tbk
PT BPD Jawa Tengah	1.000	-	PT BPD Jawa Tengah
PT BPD Sulawesi Utara	-	34.000	PT BPD Sulawesi Utara
PT BPD Sumatera Selatan dan Bangka Belitung	-	30.000	PT BPD Sumatera Selatan dan Bangka Belitung
PT BPD Riau Kepri Syariah	-	16.000	PT BPD Riau Kepri Syariah
PT Bank DKI	-	10.000	PT Bank DKI
PT Bank Victoria Syariah Tbk	-	10.000	PT Bank Victoria Syariah Tbk
PT BPD Sulawesi Selatan	-	7.000	PT BPD Sulawesi Selatan
PT Bank Tabungan Negara Syariah Tbk	-	7.000	PT Bank Tabungan Negara Syariah Tbk
PT Bank Woori Saudara Indonesia 1906 Tbk	-	7.000	PT Bank Woori Saudara Indonesia 1906 Tbk
PT Bank Tabungan Negara (Persero) Tbk	-	4.000	PT Bank Tabungan Negara (Persero) Tbk
PT BPD Bengkulu	-	3.000	PT BPD Bengkulu
PT BPD Kalimantan Barat	-	3.000	PT BPD Kalimantan Barat
PT Bank Raya Indonesia Tbk	-	1.000	PT Bank Raya Indonesia Tbk
PT Bank Sinarmas Tbk	-	950	PT Bank Sinarmas Tbk
	110.475	409.950	
Subtotal	2.428.118	1.794.833	Subtotal
Dolar Amerika Serikat:			**United States Dollar:**
Penempatan pada Bank Indonesia	370.185	338.734	Placements with Bank Indonesia
Subtotal	370.185	338.734	Subtotal
Total	**2.798.303**	**2.133.567**	**Total**

Pada tanggal 31 Desember 2024 dan 2023, terdapat penempatan pada Bank Indonesia dan Bank lain yang berdasarkan prinsip perbankan syariah masing-masing sebesar Rp1.093.000 dan Rp985.000.

As at December 31, 2024 and 2023, there are placement with Bank Indonesia and other Banks under sharia banking principles amounting to Rp1,093,000 and Rp985,000, respectively.

Pada tanggal 31 Desember 2024 dan 2023, tidak terdapat penempatan pada Bank Indonesia dan bank lain yang dijaminkan.

As at December 31, 2024 and 2023, there is no placement with Bank Indonesia and other banks pledged as collateral.

6. Penempatan Pada Bank Indonesia Dan Bank Lain (lanjutan)

b. Berdasarkan sisa umur jatuh tempo

	2024	2023	
Rupiah:			**Rupiah:**
Kurang dari 1 bulan	2.428.118	1.733.833	Less than a month
1 - 3 bulan	-	44.000	1 - 3 months
3 - 6 bulan	-	17.000	3 - 6 months
	2.428.118	1.794.833	
Dolar Amerika Serikat:			**United States Dollar:**
Kurang dari 1 bulan	370.185	338.734	Less than a month
	370.185	338.734	
Total	**2.798.303**	**2.133.567**	**Total**

6. Placements With Bank Indonesia And Other Banks (continued)

b. By remaining period to maturity

c. Berdasarkan kolektibilitas

Kolektibilitas penempatan pada Bank Indonesia dan bank lain sesuai Peraturan Otoritas Jasa Keuangan diungkapkan pada Catatan 55c.

Manajemen berpendapat bahwa tidak terdapat penurunan nilai atas penempatan pada Bank Indonesia dan bank lain, sehingga cadangan kerugian penurunan nilai tidak dibentuk pada tanggal 31 Desember 2024 dan 2023.

c. By collectibility

Collectibility placement with Bank Indonesia and other banks in accordance with Financial Services Authority Regulation are disclosed in Note 55c.

Management believes that there is no impaired placements with Bank Indonesia and other banks, therefore no allowance for impairment losses were provided as at December 31, 2024 and 2023.

d. Tingkat bunga rata-rata per tahun

	2024	2023	
Rupiah:			**Rupiah:**
Penempatan pada Bank Indonesia	5,08%	5,06%	Placement with Bank Indonesia
Interbank call money	3,97%	4,38%	Interbank call money
Deposito berjangka	1,50%	3,84%	Time deposits
Dolar Amerika Serikat:			**United States Dollar:**
Penempatan pada Bank Indonesia	3,91%	4,17%	Placement with Bank Indonesia
Interbank call money	1,19%	1,19%	Interbank call money

d. Average annual interest rates

7. Surat-Surat Berharga

a. Berdasarkan tujuan, jenis, dan mata uang

	2024	2023	
Rupiah			**Rupiah**
Nilai wajar melalui laba rugi			Fair value through profit/loss
Obligasi pemerintah	275.000	13	Government bonds
Premi yang belum diamortisasi	4.932	1	Unamortized premium
Kerugian yang belum direalisasi	(5.276)	(1)	Unrealized loss
	274.656	13	

7. Marketable Securities

a. By purpose, type, and currency

7. Surat-Surat Berharga (lanjutan)

a. Berdasarkan tujuan, jenis, dan mata uang (lanjutan)

7. Marketable Securities (continued)

a. By purpose, type, and currency (continued)

	2024	2023	
Rupiah			**Rupiah**
Diukur pada biaya perolehan diamortisasi			Amortized cost
Obligasi pemerintah	5.818.876	4.796.017	Government bonds
Premi (diskonto) yang belum diamortisasi	109.520	83.438	Unamortized premium (discount)
	5.928.396	4.879.455	
Obligasi korporasi	224.600	224.600	Corporate bonds
Obligasi Sukuk Ijarah Negara Indonesia	2.321.661	1.994.135	Indonesia Sukuk Ijarah Bonds
Premi yang belum diamortisasi	34.444	40.605	Unamortized premium
	2.356.105	2.034.740	
Wesel SKBDN	28.893	12.756	Domestic letters of Credit (SKBDN)
Diskonto yang belum diamortisasi	(298)	(467)	Unamortized discount
	28.595	12.289	
Sukuk Korporasi	2.432.000	2.432.000	Corporate Sukuk
Diskonto yang belum diamortisasi	(1.018.089)	(1.097.939)	Unamortized discount
	1.413.911	1.334.061	
Wesel Ekspor	740	-	Export Bill of Exchange (Export Wesel)
Diskonto yang belum diamortisasi	(17)	-	Unamortized discount
	723	-	
	9.952.330	8.485.145	
Nilai wajar melalui penghasilan komprehensif lain			Fair value through other comprehensive income
Obligasi pemerintah	4.220.476	2.656.870	Government Bonds
Premi yang belum diamortisasi	(4.754)	16.198	Unamortized premium
Keuntungan yang belum direalisasi	(17.309)	10.373	Unrealized gain
	4.198.413	2.683.441	
Obligasi Sukuk Ijarah Negara Indonesia	150.000	390.000	Indonesia Sukuk Ijarah Bonds
Diskonto yang belum diamortisasi	(1.112)	(4.855)	Unamortized discount
Keuntungan yang belum direalisasi	(1.849)	(1.199)	Unrealized gain
	147.039	383.946	
	4.345.452	3.067.387	
Subtotal	14.572.438	11.552.545	Subtotal

7. Surat-Surat Berharga (lanjutan) / 7. Marketable Securities (continued)

a. Berdasarkan tujuan, jenis, dan mata uang (lanjutan) / a. By purpose, type, and currency (continued)

	2024	2023	
Dolar Amerika Serikat			**United States Dollar**
Nilai wajar melalui laba rugi			Fair value through profit/loss
Obligasi korporasi	7.192.497	5.250.377	Corporate bonds
Keuntungan yang belum direalisasi	-	72.540	Unrealized gain
	7.192.497	5.322.917	
Diukur pada biaya perolehan diamortisasi			Amortized cost
Obligasi pemerintah	-	657.452	Government bonds
Premi yang belum diamortisasi	-	532	Unamortized premium
	-	657.984	
Subtotal	7.192.497	5.980.901	Subtotal
Yuan China			**China Yuan**
Diukur pada biaya perolehan diamortisasi			Amortized cost
Wesel SKBDN	2.240	2.876	Domestic Letters of Credit (SKBDN)
Diskonto yang belum diamortisasi	(64)	(73)	Unamortized discount
Subtotal	2.176	2.803	Subtotal
Total	21.767.111	17.536.249	Total
Dikurangi: cadangan kerugian penurunan nilai	(280)	(109)	Less: allowance for impairment losses
Neto	**21.766.831**	**17.536.140**	**Net**

b. Berdasarkan tujuan, penerbit, dan mata uang / b. By purpose, issuer, and currency

	2024	2023	
Rupiah			**Rupiah**
Nilai wajar melalui laba rugi			Fair value through profit or loss
Negara Republik Indonesia	275.000	13	Republic of Indonesia Government
Premi yang belum diamortisasi	4.932	1	Unamortized premium
Kerugian yang belum direalisasi	(5.276)	(1)	Unrealized loss
	274.656	13	
Diukur pada biaya perolehan diamortisasi			Amortized cost
Negara Republik Indonesia	8.140.537	6.790.152	Republic of Indonesia Government
Premi yang belum diamortisasi	143.964	124.043	Unamortized premium
	8.284.501	6.914.195	

7. Surat-Surat Berharga (lanjutan)

b. Berdasarkan tujuan, penerbit, dan mata uang (lanjutan)

7. Marketable Securities (continued)

b. By purpose, issuer, and currency (continued)

	2024	2023	
Rupiah			**Rupiah**
Diukur pada biaya perolehan diamortisasi			Amortized cost
PT Perusahaan Pengelola Aset (Persero)	2.432.000	2.432.000	PT Perusahaan Pengelola Aset (Persero)
PT Bahana TCW Investment Management	119.600	119.600	PT Bahana TCW Investment Management
PT KB Finansia Multifinance	105.000	105.000	PT KB Finansia Multifinance
PT Bank Central Asia Tbk	23.944	-	PT Bank Central Asia Tbk
PT Bank Mandiri (Persero) Tbk	5.690	-	PT Bank Mandiri (Persero) Tbk
PT Lekang Jaya Konstruksi	-	6.484	PT Lekang Jaya Konstruksi
PT Inka Multi Solusi	-	3.539	PT Inka Multi Solusi
PT Rizki Asa Buana	-	2.733	PT Rizki Asa Buana
	2.686.234	2.669.356	
Diskonto yang belum diamortisasi	(1.018.405)	(1.098.406)	Unamortized discount
	1.667.829	1.570.950	
	9.952.330	8.485.145	
Nilai wajar melalui penghasilan komprehensif lain			Fair value through other comprehensive income
Negara Republik Indonesia	4.370.476	3.046.870	Republic of Indonesia Government
Diskonto yang belum diamortisasi	(5.866)	11.343	Unamortized discount
Keuntungan yang belum direalisasi	(19.158)	9.174	Unrealized gain
	4.345.452	3.067.387	
Subtotal	14.572.438	11.552.545	Subtotal
Dolar Amerika Serikat			**United States Dollar**
Nilai wajar melalui laba rugi			Fair value through profit or loss
IDMB United Pte., Ltd	2.762.639	2.771.460	IDMB United Pte., Ltd
Kerugian yang belum direalisasi	-	(81.595)	Unrealized loss
	2.762.639	2.689.865	
SMMK Pte Ltd	2.664.067	2.478.917	SMMK Pte Ltd
Kerugian yang belum direalisasi	-	154.135	Unrealized loss
	2.664.067	2.633.052	
TLDC Pte Ltd	1.765.791	-	TLDC Pte Ltd
	7.192.497	5.322.917	
Diukur pada biaya perolehan diamortisasi			Amortized cost
Negara Republik Indonesia	-	657.452	Republic of Indonesia Government
Premi (diskonto) yang belum diamortisasi	-	532	Unamortized premium (discount)
	-	657.984	
Subtotal	7.192.497	5.980.901	Subtotal

7. Surat-Surat Berharga (lanjutan)

b. Berdasarkan tujuan, penerbit, dan mata uang (lanjutan)

7. Marketable Securities (continued)

b. By purpose, issuer, and currency (continued)

	2024	2023	
Yuan China			**China Yuan**
Diukur pada biaya perolehan diamortisasi			Amortized cost
PT Anugrah Putra Fajar	2.240	2.876	PT Anugrah Putra Fajar
Diskonto yang belum diamortisasi	(64)	(73)	Unamortized discount
Subtotal	2.176	2.803	Subtotal
Total	21.767.111	17.536.249	Total
Dikurangi: cadangan kerugian penurunan nilai	(280)	(109)	Less: allowance for impairment losses
Neto	**21.766.831**	**17.536.140**	**Net**

c. Berdasarkan tujuan, peringkat, dan mata uang

c. By purpose, rating, and currency

	Lembaga pemeringkat/ *Rating company*	2024	2023	
Peringkat				Rating
Rupiah				**Rupiah**
Nilai wajar melalui laba rugi				Fair value through profit or loss
Tanpa peringkat *)		274.656	13	Not rated *)
Diukur pada biaya perolehan diamortisasi				Amortized Cost
idAAA	Pefindo	119.600	119.600	idAAA
idAA	Pefindo	1.413.912	1.334.061	idAA
AAA-	Fitch	105.000	105.000	AAA-
Tanpa peringkat *)		8.313.818	6.926.484	Not rated *)
		9.952.330	8.485.145	
Nilai wajar melalui penghasilan komprehensif lain				Fair value through other comprehensive income
Tanpa peringkat *)		4.345.452	3.067.387	Not rated *)
		4.345.452	3.067.387	
Subtotal		14.572.438	11.552.545	Subtotal
Dolar Amerika Serikat				**United States Dollar**
Nilai wajar melalui laba rugi				Fair value through profit or loss
A+	Standard & Poor's	7.192.497	5.322.917	A+
		7.192.497	5.322.917	
Diukur pada biaya perolehan diamortisasi				Amortized Cost
Tanpa peringkat *)		-	657.984	Not rated *)
Subtotal		7.192.497	5.980.901	Subtotal

7. Surat-Surat Berharga (lanjutan)

c. Berdasarkan tujuan, peringkat, dan mata uang (lanjutan)

7. Marketable Securities (continued)

c. By purpose, rating, and currency (continued)

	Lembaga pemeringkat/ *Rating company*	2024	2023	
Yuan China				**China Yuan**
Diukur pada biaya perolehan diamortisasi				Amortized Cost
Tanpa peringkat *)		2.176	2.803	Not rated *)
Subtotal		2.176	2.803	Subtotal
Total		21.767.111	17.536.249	Total
Dikurangi: cadangan kerugian penurunan nilai		(280)	(109)	Less: allowance for impairment losses
Neto		**21.766.831**	**17.536.140**	**Net**

*) Terdiri dari Wesel SKBDN, Obligasi Pemerintah, Obligasi Ritel Indonesia, Obligasi Sukuk Ijarah Negara Indonesia, Surat Utang Negara, dan Sertifikat Deposito Bank Indonesia.

*) Consists of Domestic Letter of Credit (SKBDN), Government Bonds, Indonesia Retail Bond, Indonesia Sukuk Ijarah Bonds, State Promissory Notes, and Bank Indonesia Certificates of Deposits.

d. Berdasarkan sisa umur jatuh tempo

d. By remaining period to maturity

	2024	2023	
Rupiah			**Rupiah**
Kurang dari 1 bulan	1.001.613	3.430	Less than a month
1 - 3 bulan	1.134.519	333.363	1 - 3 months
3 bulan - 1 tahun	919.664	352.428	3 months - 1 year
1 - 5 tahun	3.738.785	3.399.602	1 - 5 years
5 - 10 tahun	5.710.340	4.685.286	5 - 10 years
Lebih dari 10 tahun	2.067.517	2.778.436	More than 10 years
Subtotal	14.572.438	11.552.545	Subtotal
Dolar Amerika Serikat			**United States Dollar**
Kurang dari 1 bulan	-	657.983	Less than a month
1 - 5 tahun	4.528.430	2.689.864	1 - 5 years
5 - 10 tahun	2.664.067	2.633.054	5 - 10 years
Subtotal	7.192.497	5.980.901	Subtotal
Yuan China			**Chinese Yuan**
Kurang dari 1 bulan	167	-	Less than a month
1 - 3 bulan	704	1.277	1 - 3 months
3 bulan - 1 tahun	1.305	1.526	3 months - 1 year
Subtotal	2.176	2.803	Subtotal
Total	21.767.111	17.536.249	Total
Cadangan kerugian penurunan nilai	(280)	(109)	Allowance for impairment losses
Neto	**21.766.831**	**17.536.140**	**Net**

7. Surat-Surat Berharga (lanjutan) / 7. Marketable Securities (continued)

e. Berdasarkan golongan penerbit / e. By classification of issuers

	2024	2023	
Pemerintah dan Bank Indonesia:			Government and Bank Indonesia:
Obligasi Pemerintah	10.401.465	8.220.893	Government Bonds
Obligasi Sukuk Ijarah Negara Indonesia	2.503.144	2.418.686	Indonesia Sukuk Ijarah Bonds
Subtotal	**12.904.609**	**10.639.579**	**Subtotal**
IDMB United Pte., Ltd	2.762.639	2.689.865	IDMB United Pte., Ltd
SMMK Pte., Ltd	2.664.067	2.633.052	SMMK Pte., Ltd
TLDC Pte., Ltd	1.765.791	-	TLDC Pte., Ltd
PT Perusahaan Pengelola Aset (Persero)	1.413.911	1.334.062	PT Perusahaan Pengelola Aset (Persero)
PT Bahana TCW Investment Management	119.600	119.600	PT Bahana TCW Investment Management
PT KB Finansia Multifinance	105.000	105.000	PT KB Finansia Multifinance
PT Bank Central Asia Tbk	23.795	-	PT Bank Central Asia Tbk
PT Bank Mandiri (Persero) Tbk	5.523	-	PT Bank Mandiri (Persero) Tbk
PT Anugrah Putra Fajar	2.176	2.803	PT Anugrah Putra Fajar
PT Rizki Asa Buana	-	2.670	PT Rizki Asa Buana
PT Lekang Jaya Konstruksi	-	6.188	PT Lekang Jaya Konstruksi
PT Inka Multi Solusi	-	3.430	PT Inka Multi Solusi
Subtotal	**8.862.502**	**6.896.670**	**Subtotal**
Total	**21.767.111**	**17.536.249**	**Total**
Cadangan kerugian penurunan nilai	(280)	(109)	Allowance for impairment losses
Neto	**21.766.831**	**17.536.140**	**Net**

f. Berdasarkan tanggal jatuh tempo dan peringkat / f. By maturity date and rating

	Tanggal Jatuh tempo/ *Maturity Date*	2024	2023	
KIK EBA Bahana Bukopin Tahun 2019	4 September 2026/ *September 4, 2026*	idAAA	idAAA	KIK EBA Bahana Bukopin Year 2019
IDR-Linked Step-Up Fixed Rate Guaranteed Bond IDMB United Pte Ltd	21 Juni 2027/ *June 21, 2027*	A+	A+	IDR-Linked Step-Up Fixed Guaranteed Bond IDMB United Pte Ltd
SMMK Pte Ltd	28 September 2037/ *September 28, 2037*	A+	A+	SMMK Pte Ltd
TLDC Pte Ltd	28 Maret 2029/ *March 28, 2029*	A+	-	TLDC Pte Ltd
Sukuk Korporasi	28 September 2037/ *September 28, 2037*	idAA(sy)	idAA(sy)	Corporate Sharia Bonds
Obligasi Pemerintah - Rupiah	15 April 2040/ *April 15, 2040*	Tanpa peringkat/ *Not rated*	Tanpa peringkat/ *Not rated*	Government Bonds - Rupiah
Obligasi Sukuk Ijarah Negara Indonesia	15 April 2043/ *April 15, 2043*	idA	idA-	Indonesia Sukuk Ijarah Bonds

7. Surat-Surat Berharga (lanjutan)

f. Berdasarkan tanggal jatuh tempo dan peringkat (lanjutan)

Peringkat untuk obligasi yang terdaftar di Bursa Efek Indonesia berdasarkan peringkat yang dilaporkan oleh PT Pemeringkat Efek Indonesia (Pefindo), sedangkan peringkat untuk obligasi lain yang tidak terdaftar di Bursa Efek Indonesia berdasarkan peringkat obligasi yang dilaporkan oleh Standard & Poor's.

g. Berdasarkan kolektibilitas

Kolektibilitas surat-surat berharga sesuai Peraturan Otoritas Jasa Keuangan diungkapkan pada Catatan 55d.

h. Tingkat bunga rata-rata per tahun

	2024	2023	
Rupiah			**Rupiah**
Obligasi korporasi	7,30%	7,30%	Corporate bonds
Wesel SKBDN	8,43%	9,17%	Domestic Letters of Credit (SKBDN)
Wesel Ekspor	8,92%	-	Export Wesel
Obligasi pemerintah	7,56%	10,07%	Goverment bonds
Obligasi ritel indonesia - tingkat bunga tetap	5,17%	4,90%	Indonesia retail bond - fixed rate
Sukuk korporasi	0,75%	0,75%	Corporate sukuk
Dolar Amerika Serikat			**United States Dollar**
Obligasi pemerintah - tingkat bunga tetap	-	5,88%	Indonesia government bond - fixed rate
Obligasi korporasi	2,00%	2,00%	Corporate bonds
Wesel SKBDN		-	Domestic Letters of Credit (SKBDN)
Yuan China			**Chinese Yuan**
Wesel SKBDN	5,90%	6,41%	Domestic Letters of Credit (SKBDN)

i. Perubahan cadangan kerugian penurunan nilai

	2024	2023	
Saldo awal	109	76	Beginning balance
Penyisihan (pemulihan) selama tahun berjalan	171	33	Provision (reversal) during the year
Saldo akhir	**280**	**109**	**Ending balance**

Pada tanggal 31 Desember 2024 dan 2023, manajemen berpendapat bahwa cadangan kerugian penurunan nilai yang dibentuk telah memadai.

7. Marketable Securities (continued)

f. By maturity date and rating (continued)

The ratings of the bonds which are registered in the Indonesia Stock Exchange are determined by PT Pemeringkat Efek Indonesia (Pefindo), meanwhile the ratings of the bonds which are not registered in the Indonesia Stock Exchange are determined by Standard & Poor's.

g. By collectibility

Collectibility marketable securities in accordance with Financial Services Authority Regulation are disclosed in Note 55d.

h. Average annual interest rates

i. Movements in allowance for impairment losses

As at December 31, 2024 and 2023, management believes that the allowance for impairment losses on is adequate.

7. Surat-Surat Berharga (lanjutan)

j. Informasi signifikan lainnya sehubungan dengan surat-surat berharga

Pada tanggal 31 Desember 2024 dan 2023, Bank menjaminkan sebagian surat berharga berupa obligasi pemerintah dengan nilai tercatat Rp3.223.896 dan Rp219.745, untuk transaksi surat berharga yang dijual dengan janji dibeli kembali.

7. Marketable Securities (continued)

j. Other significant information regarding marketable securities

As at December 31, 2024 and 2023, the Bank has pledged part of marketable securities in form of government bonds with carrying amount of Rp3,223,896 and Rp219,745, respectively, for marketable securities sold with agreement to repurchase transactions.

k. Perubahan efek-efek berdasarkan klasifikasinya / k. Changes in marketables securities based on classification

	31 Desember/*December 31, 2024*			
	Nilai Tercatat Bruto/*Gross Carrying Amount*	**Cadangan Kerugian Penurunan Nilai/ *Allowance for Impairment Losses***	**Nilai Tercatat Bersih/*Net Carrying Amount***	
Nilai wajar melalui penghasilan laba rugi				Fair value through other profit and loss
Saldo awal tahun	5.322.930	-	5.322.930	Beginning balance of the year
Aset keuangan yang baru dibeli	2.225.941	-	2.225.941	New financial assets purchased
Aset keuangan yang jatuh tempo atau dijual	(8.834)	-	(8.834)	Maturities or disposal
Kerugian dari perubahan nilai wajar	(77.815)	-	(77.815)	Loss on changes in fair value
Lainnya	4.931	-	4.931	Others
Saldo, akhir tahun	**7.467.153**	**-**	**7.467.153**	**Balance, end of year**

	31 Desember/*December 31, 2024*			
	Nilai Tercatat Bruto/*Gross Carrying Amount*	**Cadangan Kerugian Penurunan Nilai/ *Allowance for Impairment Losses***	**Nilai Tercatat Bersih/*Net Carrying Amount***	
Nilai wajar melalui penghasilan komprehensif lain				Fair value through other comprehensive income
Saldo awal tahun	3.067.387	-	3.067.387	Beginning balance of the year
Aset keuangan yang baru dibeli	2.931.000	-	2.931.000	New financial assets purchased
Aset keuangan yang jatuh tempo atau dijual	(1.607.395)	-	(1.607.395)	Maturities or disposal
Kerugian dari perubahan nilai wajar	(28.332)	-	(28.332)	Loss on changes in fair value
Lainnya	(17.208)	-	(17.208)	Others
Saldo, akhir tahun	**4.345.452**	**-**	**4.345.452**	**Balance, end of year**

	31 Desember/*December 31, 2024*			
	Nilai Tercatat Bruto/*Gross Carrying Amount*	**Cadangan Kerugian Penurunan Nilai/ *Allowance for Impairment Losses***	**Nilai Tercatat Bersih/*Net Carrying Amount***	
Biaya perolehan diamortisasi				Amortized cost
Saldo awal tahun	9.145.932	(109)	9.145.823	Beginning balance of the year
Aset keuangan yang baru dibeli	2.037.185	(171)	2.037.014	New financial assets purchased
Aset keuangan yang jatuh tempo atau dijual	(1.328.011)	-	(1.328.011)	Maturities or disposal
Lainnya	99.400	-	99.400	Others
Saldo, akhir tahun	**9.954.506**	**(280)**	**9.954.226**	**Balance, end of year**

8. Surat Berharga yang Dibeli dengan Janji Dijual Kembali

Surat berharga yang dibeli dengan janji dijual kembali pada tanggal 31 Desember 2023 terdiri dari:

8. Marketable Securities Purchased with Agreement to Resell

Marketable securities purchased with agreements to resell as at December 31, 2023 are as follows:

	31 Desember/*December 31*, 2023						
	Jangka Waktu/ *Period*	**Tanggal Dimulai/ *Start Date***	**Tanggal Jatuh Tempo/ *Due Date***	**Suku Bunga/ *Interest Rate***	**Harga Beli Kembali/ *Repurchase Price***	**Bunga Belum Diamortisasi/ *Unamortized Interest***	**Nilai Neto/ *Net Value***
Pihak ketiga/*Third party*							
Rupiah:							
Bank Indonesia							
Obligasi Pemerintah/ Government Bonds							
Seri/*Series* VR0034	7 hari/ *7 days*	27 Des. 2023/ *Dec. 27, 2023*	3 Jan. 2024/ *Jan. 3, 2024*	6,00%	95.875	(48)	95.827
Seri/*Series* VR0054	7 hari/ *7 days*	28 Des. 2023/ *Dec 28. 2023/*	4 Jan. 2024/ *Jan. 4, 2024*	6,00%	287.356	(191)	287.165
Seri/*Series* VR0054	7 hari/ *7 days*	28 Des 2023/ *Dec. 28, 2023/*	4 Jan. 2024/ *Jan. 4, 2024*	6,00%	143.678	(96)	143.582
Seri/*Series* VR0034	7 hari/ *7 days*	29 Des. 2023/ *Dec. 29, 2023*	5 Jan. 2024/ *Jan. 5, 2024*	6,00%	383.685	(319)	383.366
Seri/*Series* VR0034	7 hari/ *7 days*	29 Des. 2023/ *Dec. 29, 2023*	5 Jan. 2024/ *Jan. 5, 2024*	6,00%	671.448	(559)	670.889
Seri/*Series* VR0062	7 hari/ *7 days*	29 Des. 2023/ *Dec. 29, 2023*	5 Jan. 2024/ *Jan. 5, 2024*	6,00%	665.046	(554)	664.492
Seri/*Series* VR0042	7 hari/ *7 days*	29 Des. 2023/ *Dec. 29, 2023*	5 Jan. 2024/ *Jan. 5, 2024*	6,00%	142.915	(119)	142.796
Seri/*Series* VR0034	92 hari/ *92 days*	15 Nov. 2023/ *Nov. 15, 2023*	15 Feb. 2024/ *Feb. 15, 2024*	6,55%	48.806	(402)	48.404
Seri/*Series* VR0065	273 hari/ *273 days*	16 Jun. 2023/ *Jun. 16. 2023/*	15 Mar. 2024/ *Mar. 15, 2024*	6,40%	24.221	(308)	23.913
Seri/*Series* VR0065	273 hari/ *273 days*	16 Jun. 2023/ *Jun. 16. 2023/*	15 Mar. 2024/ *Mar. 15, 2024*	6,41%	24.223	(308)	23.915
Seri/*Series* VR 0045	273 hari/ *273 days*	23 Jun. 2023/ *Jun. 23, 2023*	22 Mar. 2024/ *Mar. 22, 2024*	6,41%	49.270	(686)	48.584
Seri/*Series* VR 0037	364 hari/ *364 days*	16 Jun. 2023/ *Jun. 16, 2023*	14 Jun. 2024/ *Jun. 14, 2024*	6,41%	19.820	(551)	19.269
Seri/*Series* VR 0043	364 hari/ *364 days*	23 Jun. 2023/ *Jun. 23, 2023*	21 Jun. 2024/ *Jun. 21, 2024*	6,41%	20.545	(595)	19.950
Total					**2.576.888**	**(4.736)**	**2.572.152**

Kolektibilitas surat berharga yang dibeli dengan janji dijual Kembali sesuai Peraturan Otoritas Jasa Keuangan diungkapkan pada Catatan 55e.

Collectibility marketable securities purchased with agreement to resell in accordance with Financial Services Authority Regulation are disclosed in Note 55e.

9. Kredit yang Diberikan dan Pembiayaan/Piutang Syariah

a. Berdasarkan mata uang, jenis, dan kolektibilitas

Kolektabilitas kredit yang diberikan sesuai dengan Peraturan Otoritas Jasa Keuangan diungkapkan pada Catatan 55f.

9. Loans and Sharia Financing/Receivables

a. By currency, type, and collectability

Collectibility loans in accordance with the Financial Services Authority Regulation are disclosed in Note 55f.

9. Kredit yang Diberikan dan Pembiayaan/Piutang Syariah (lanjutan)

9. Loans and Sharia Financing/Receivables (continued)

b. Berdasarkan sektor ekonomi

b. By economic sector

	31 Desember/*December 31,* 2024						
	Lancar/ *Current*	Dalam Perhatian Khusus/ *Special Mention*	Kurang Lancar/ *Substandard*	Diragukan/ *Doubtful*	Macet/ *Loss*	Total	
Rupiah:							**Rupiah:**
Perdagangan	3.746.676	923.284	4.536	20.085	616.735	5.311.316	Trading
Jasa	6.463.321	389.232	20.103	25.885	510.040	7.408.581	Business service
Konstruksi	1.854.628	254.561	9.974	7.141	236.498	2.362.802	Construction
Pertanian	602.358	856	-	149.316	42.234	794.764	Agriculture
Manufaktur	3.960.362	190.448	2.792	13.034	148.577	4.315.213	Manufacturing
Transportasi	2.444.206	5.645	514	22	221.622	2.672.009	Transportation
Tenaga listrik	670.129	83.780	-	-	116.682	870.591	Power supply
Pertambangan	826.879	8.637	-	-	15.894	851.410	Mining
Lain-lain	13.259.577	494.726	145.060	90.838	1.723.410	15.713.611	Others
Total Rupiah	33.828.136	2.351.169	182.979	306.321	3.631.692	40.300.297	Total Rupiah
Cadangan kerugian penurunan nilai	(519.858)	(291.896)	(121.716)	(103.485)	(1.854.587)	(2.891.542)	Allowance for impairment losses
Neto	33.308.278	2.059.273	61.263	202.836	1.777.105	37.408.755	Net
Mata uang asing:							**Foreign currencies:**
Perdagangan	54.500	-	-	-	-	54.500	Trading
Jasa	1.323.424	-	-	-	14.514	1.337.938	Business service
Konstruksi	6.980	-	-	-	-	6.980	Contructions
Pertanian	80.473	-	-	-	-	80.473	Agriculture
Manufaktur	2.762.403	130.584	-	-	-	2.892.987	Manufacturing
Transportasi	9.226	-	-	-	-	9.226	Transportation
Tenaga listrik	1.040.702	-	-	-	-	1.040.702	Power supply
Pertambangan	1.802.235	-	-	-	-	1.802.235	Mining
Lain-lain	2.148	-	-	-	-	2.148	Others
Total mata uang asing	7.082.091	130.584	-	-	14.514	7.227.189	Total foreign currencies
Cadangan kerugian penurunan nilai	(64.040)	(32.873)	-	-	(3.742)	(100.655)	Allowance for impairment losses
Neto	7.018.051	97.711	-	-	10.772	7.126.534	Net
Total	**40.326.329**	**2.156.984**	**61.263**	**202.836**	**1.787.877**	**44.535.289**	**Total**

	31 Desember/*December 31,* 2023						
	Lancar/ *Current*	Dalam Perhatian Khusus/ *Special Mention*	Kurang Lancar/ *Substandard*	Diragukan/ *Doubtful*	Macet/ *Loss*	Total	
Rupiah:							**Rupiah:**
Perdagangan	5.378.383	807.232	39.712	4.105	723.071	6.952.503	Trading
Jasa	6.940.638	280.624	47.432	28.296	285.501	7.582.491	Business service
Konstruksi	2.050.686	1.518.719	10.644	4.021	202.738	3.786.808	Construction
Pertanian	691.185	154.769	20.909	-	3.634	870.497	Agriculture
Manufaktur	3.735.125	107.470	-	265	73.514	3.916.374	Manufacturing
Transportasi	2.526.841	110.831	410	5.103	304.414	2.947.599	Transportation
Tenaga listrik	861.453	231	-	-	13.801	875.485	Power supply
Pertambangan	538.163	-	-	2.158	855.708	1.396.029	Mining
Lain-lain	12.986.247	1.201.695	89.142	118.540	1.665.385	16.061.009	Others
Total Rupiah	35.708.721	4.181.571	208.249	162.488	4.127.766	44.388.795	Total Rupiah
Cadangan kerugian penurunan nilai	(540.160)	(770.505)	(68.858)	(60.255)	(2.074.884)	(3.514.662)	Allowance for impairment losses
Neto	35.168.561	3.411.066	139.391	102.233	2.052.882	40.874.133	Net

9. Kredit yang Diberikan dan Pembiayaan/Piutang Syariah (lanjutan)

9. Loans and Sharia Financing/Receivables (continued)

b. Berdasarkan sektor ekonomi (lanjutan)

b. By economic sector (continued)

	31 Desember/*December 31*, 2023						
	Lancar/ *Current*	Dalam Perhatian Khusus/ *Special Mention*	Kurang Lancar/ *Substandard*	Diragukan/ *Doubtful*	Macet/ *Loss*	Total	
Mata uang asing:							**Foreign currencies:**
Perdagangan	140.370	-	-	-	-	140.370	Trading
Jasa	691.970	-	-	-	13.821	705.791	Business service
Konstruksi	6.937	-	-	-	-	6.937	Contructions
Pertanian	76.966	-	-	-	-	76.966	Agriculture
Manufaktur	1.929.078	-	-	-	-	1.929.078	Manufacturing
Transportasi	-	-	-	-	-	-	Transportation
Tenaga listrik	1.196.702					1.196.702	Power supply
Pertambangan	971.791	-	-	-	-	971.791	Mining
Lain-lain	2.186					2.186	Others
Total mata uang asing	5.016.000	-	-	-	13.821	5.029.821	Total foreign currencies
Cadangan kerugian penurunan nilai	(64.311)	-	-	-	(3.861)	(68.172)	Allowance for impairment losses
Neto	4.951.689	-	-	-	9.960	4.961.649	Net
Total	**40.120.250**	**3.411.066**	**139.391**	**102.233**	**2.062.842**	**45.835.782**	**Total**

c. Berdasarkan jangka waktu

c. By maturity

	2024	2023	
Rupiah:			**Rupiah:**
Kurang dari 1 tahun	5.824.491	4.160.796	Less than a year
1 - 2 tahun	1.454.328	4.488.182	1 - 2 years
2 - 5 tahun	5.547.055	6.700.058	2 - 5 years
Lebih dari 5 tahun	27.474.423	29.039.759	More than 5 years
	40.300.297	44.388.795	
Mata uang asing:			**Foreign currencies:**
Kurang dari 1 tahun	1.926.471	515.517	Less than a year
1 - 2 tahun	497.063	1.346.108	1 - 2 years
2 - 5 tahun	1.840.955	852.041	2 - 5 years
Lebih dari 5 tahun	2.962.700	2.316.155	More than 5 years
	7.227.189	5.029.821	
Total	**47.527.486**	**49.418.616**	**Total**
Cadangan kerugian penurunan nilai	(2.992.197)	(3.582.834)	Allowance for impairment losses
Neto	**44.535.289**	**45.835.782**	**Net**

d. Berdasarkan sisa umur jatuh tempo

d. By remaining period to maturity

	2024	2023	
Rupiah:			**Rupiah:**
Kurang dari 1 tahun	9.156.520	10.336.478	Less than a year
1 - 2 tahun	1.753.825	2.300.396	1 - 2 years
2 - 5 tahun	11.135.851	10.561.987	2 - 5 years
Lebih dari 5 tahun	18.254.101	21.189.934	More than 5 years
	40.300.297	44.388.795	

9. Kredit yang Diberikan dan Pembiayaan/Piutang Syariah (lanjutan)

d. Berdasarkan sisa umur jatuh tempo (lanjutan)

	2024	2023	
Mata uang asing:			**Foreign currencies:**
Kurang dari 1 tahun	2.423.855	2.017.857	Less than a year
1 - 2 tahun	931.778	170.491	1 - 2 years
2 - 5 tahun	2.196.813	1.798.169	2 - 5 years
Lebih dari 5 tahun	1.674.743	1.043.304	More than 5 years
	7.227.189	5.029.821	
Total	**47.527.486**	**49.418.616**	**Total**
Cadangan kerugian penurunan nilai	(2.992.197)	(3.582.834)	Allowance for impairment losses
Neto	**44.535.289**	**45.835.782**	**Net**

e. Berdasarkan mata uang

	2024	2023	
Rupiah	40.300.297	44.388.795	Rupiah
Mata uang asing :			Foreign currencies:
Dolar Amerika Serikat	7.225.040	5.027.636	United States Dollar
Euro Eropa	2.149	2.185	Euro European
	7.227.189	5.029.821	
Total	**47.527.486**	**49.418.616**	**Total**
Cadangan kerugian penurunan nilai	(2.992.197)	(3.582.834)	Allowance for impairment losses
Neto	**44.535.289**	**45.835.782**	**Net**

f. Berdasarkan *stage*

	31 Desember/*December 31,* 2024				
	Stage 1	**Stage 2**	**Stage 3**	**Total**	
Saldo awal tahun	40.416.916	4.348.331	4.653.369	49.418.616	Beginning balance of the year
Transfer ke kerugian kredit ekspektasian sepanjang umur (*Stage 2*)	(3.664.610)	3.686.479	(21.868)	-	Transferred to lifetime expected credit losses (Stage 2)
Transfer ke kredit yang mengalami penurunan nilai (*Stage 3*)	(1.705.621)	(442.455)	2.148.076	-	Transferred to credit impaired (Stage 3)
Transfer ke kerugian kredit ekspektasian 12 bulan (*Stage 1*)	675.435	(657.001)	(18.434)	-	Transferred to 12 month expected credit losses (Stage 1)
Perubahan bersih pada eksposur dan pengukuran kembali	2.390.033	(421.803)	(1.289.141)	679.089	Net change in exposure and remeasurement
Penghapusan	(867.943)	(236.891)	(1.465.385)	(2.570.219)	Written-off
Saldo akhir tahun	**37.244.210**	**6.276.660**	**4.006.616**	**47.527.486**	**Balance end of year**

9. Kredit yang Diberikan dan Pembiayaan/Piutang Syariah (lanjutan)

f. Berdasarkan *stage* (lanjutan)

9. Loans and Sharia Financing/Receivables (continued)

f. By stages (continued)

	31 Desember/*December 31,* 2023				
	Stage 1	**Stage 2**	**Stage 3**	**Total**	
Saldo awal tahun	45.503.113	1.634.341	3.445.980	50.583.434	Beginning balance of the year
Transfer ke kerugian kredit ekspektasian sepanjang umur (*Stage 2*)	(3.742.152)	3.784.011	(41.859)	-	Transferred to lifetime expected credit losses (Stage 2)
Transfer ke kredit yang mengalami penurunan nilai (*Stage 3*)	(3.194.563)	(268.668)	3.463.231	-	Transferred to credit impaired (Stage 3)
Transfer ke kerugian kredit ekspektasian 12 bulan (*Stage 1*)	453.115	(421.442)	(31.673)	-	Transferred to 12 month expected credit losses (Stage 1)
Perubahan bersih pada eksposur dan pengukuran kembali	4.326.744	(323.671)	(939.223)	3.063.850	Net change in exposure and remeasurement
Penghapusan	(2.929.341)	(56.240)	(1.243.087)	(4.228.668)	Written-off
Saldo akhir tahun	**40.416.916**	**4.348.331**	**4.653.369**	**49.418.616**	**Balance end of year**

g. Kredit konsumsi

Kredit konsumsi terdiri dari:

g. Consumer loans

The consumer loans consists of:

2024	**2023**	
11.392.329	10.154.077	Personal loans
1.626.401	1.362.701	Housing loans
380.258	456.910	Credit card
125.672	185.150	Motor vehicle loans
1.193.584	647.608	Other consumer loans
14.718.244	**12.806.446**	**Total**

h. Kredit yang bermasalah

Kredit yang bermasalah berdasarkan sektor ekonomi. Rasio kredit bermasalah Bank sesuai dengan peraturan Otoritas Jasa Keuangan diungkapkan pada Catatan 55f.

h. Non-performing loans

Non-performing loans based on economic sector. The non-performing loans ratio of The Bank's in accordance with the Financial Services Authority Regulation are disclosed in Note 55f.

i. Pembiayaan Syariah

Rincian pembiayaan/piutang syariah pada tanggal 31 Desember 2024 dan 2023, sebagai berikut:

i. Sharia financing

As at December 31, 2024 and 2023, the details of sharia financing/receivables are as follows:

2024	**2023**	
5.118.001	4.782.664	Musyarakah financing
531.551	494.889	Murabahah receivables
286.643	296.402	Mudharabah financing
67.245	58.040	Ijarah receivables
877	184	Qardh receivables
222	418	Istishna receivables
6.004.539	**5.632.597**	**Total**
(224.194)	(161.967)	Allowance for impairment losses
5.780.345	**5.470.630**	**Net**

9. Kredit yang Diberikan dan Pembiayaan/Piutang Syariah (lanjutan)

j. Kredit sindikasi

Kredit sindikasi merupakan kredit yang diberikan dan pembiayaan/piutang syariah kepada nasabah berdasarkan perjanjian pembiayaan bersama dengan bank-bank lain. Keikutsertaan Bank sebagai anggota sindikasi dengan persentase penyertaan masing-masing berkisar antara 22% sampai dengan 78%, (31 Desember 2023: 22% sampai dengan 70%) dari total kredit sindikasi. Risiko atas kredit sindikasi ditanggung secara proporsional oleh bank-bank peserta.

k. Tingkat bunga rata-rata per tahun

Tingkat bunga rata-rata per tahun untuk kredit yang diberikan adalah sebagai berikut:

	2024	2023	
Rupiah	10,10%	10,90%	Rupiah
Mata uang asing	7,06%	6,96%	Foreign currencies

l. Kredit kepada pihak berelasi

	2024	2023	
Modal kerja	309.839	619.779	Working capital
Direksi, Dewan Komisaris, Dewan Pengawas Syariah, dan Pejabat Eksekutif	30.144	21.226	Board of Directors, Board of Commissioners, Sharia Supervisory Board, and Executive Officers
Total (Catatan 38)	**339.983**	**641.005**	**Total (Note 38)**
Cadangan kerugian penurunan nilai	(354)	(7.941)	Allowance for impairment losses
Neto	**339.629**	**633.064**	**Net**

m. Perubahan cadangan kerugian penurunan nilai

Perubahan cadangan kerugian penurunan nilai kredit yang diberikan dan pembiayaan/piutang Syariah adalah sebagai berikut:

	31 Desember/*December 31,* 2024				
	Stage 1	Stage 2	Stage 3	Total	
Saldo awal tahun	858.219	459.100	2.265.515	3.582.834	Beginning balance of the year
Transfer ke kerugian kredit ekspektasian sepanjang umur (*Stage 2*)	(65.589)	73.005	(7.416)	-	Transferred to lifetime expected credit losses (Stage 2)
Transfer ke kredit yang mengalami penurunan nilai (*Stage 3*)	(25.005)	(48.518)	73.523	-	Transferred to credit impaired (Stage 3)
Transfer ke kerugian kredit ekspektasian 12 bulan (*Stage 1*)	33.080	(27.608)	(5.472)	-	Transferred to 12 month expected credit losses (Stage 1)
Perubahan bersih pada eksposur dan pengukuran kembali	564.251	289.989	1.125.342	1.979.582	Net change in exposure and remeasurement
Penghapusan	(867.943)	(236.891)	(1.465.385)	(2.570.219)	Written-off
Saldo akhir tahun	**497.013**	**509.077**	**1.986.107**	**2.992.197**	**Ending balance of the year**

9. Loans and Sharia Financing/Receivables (continued)

j. Syndicated loans

Syndicated loans represent loans and sharia financing/receivables provided to customers under syndication agreements with other banks. The Bank's shares as a member in syndicated loans were 22% to 78%, (31 December 2023: 22% to 70%) of the total syndicated loans. Risks from syndicated loans are shared proportionately by the participating banks.

k. Average annual interest rates

The average interest rates per annum on loans are as follows:

l. Loans to related parties

m. Movements in allowance for impairment losses

The movements in allowance for impairment losses of loans and Sharia financing/receivables are as follows:

9. Kredit yang Diberikan dan Pembiayaan/ Piutang Syariah (lanjutan)

m. Perubahan cadangan kerugian penurunan nilai (lanjutan)

9. Loans and Sharia Financing/Receivables (continued)

m. Movements in allowance for impairment losses (continued)

	31 Desember/*December 31,* 2023				
	Stage 1	**Stage 2**	**Stage 3**	**Total**	
Saldo awal tahun	535.853	104.609	986.214	1.626.676	Beginning balance of the year
Transfer ke kerugian kredit ekspektasian sepanjang umur (*Stage 2*)	(45.790)	58.847	(13.057)	-	Transferred to lifetime expected credit losses (Stage 2)
Transfer ke kredit yang mengalami penurunan nilai (*Stage 3*)	(49.287)	(18.336)	67.623	-	Transferred to credit impaired (Stage 3)
Transfer ke kerugian kredit ekspektasian 12 bulan (*Stage 1*)	27.051	(18.891)	(8.160)	-	Transferred to 12 month expected credit losses (Stage 1)
Perubahan bersih pada eksposur dan pengukuran kembali	3.319.733	389.111	2.475.982	6.184.826	Net change in exposure and remeasurement
Penghapusan	(2.929.341)	(56.240)	(1.243.087)	(4.228.668)	Written-off
Saldo akhir tahun	**858.219**	**459.100**	**2.265.515**	**3.582.834**	**Ending balance of the year**

Di dalam saldo cadangan kerugian penurunan nilai termasuk cadangan kerugian penurunan nilai pembiayaan/piutang syariah masing-masing sebesar Rp224.194 dan Rp161.967, pada tanggal 31 Desember 2024 dan 2023.

Manajemen berpendapat bahwa cadangan kerugian penurunan nilai yang dibentuk telah memadai.

Total kredit yang diberikan dan total cadangan kerugian penurunan nilai yang evaluasi penurunan nilainya dilakukan secara individual dan kolektif pada tanggal 31 Desember 2024 dan 2023, adalah sebagai berikut:

Allowance for impairment losses includes allowance for impairment losses for sharia financing/receivables amounted to Rp224,194 and Rp161,967, December 31, 2024 and 2023, respectively.

Management believes that the allowance for impairment losses is adequate.

The total loans and allowance for impairment losses which impairment evaluation is individually and collectively assessed as at December 31, 2024 and 2023, are as follows:

	2024		2023		
	Individual/ *Individual*	**Kolektif/ *Collective***	**Individual/ *Individual***	**Kolektif/ *Collective***	
Pinjaman yang diberikan dan pembiayaan/piutang syariah	1.220.776	46.306.710	1.826.782	47.591.834	Loans and sharia financing/receivables
Cadangan kerugian penurunan nilai	(281.292)	(2.710.905)	(760.232)	(2.822.602)	Allowance for impairment loss
Neto	**939.484**	**43.595.805**	**1.066.550**	**44.769.232**	**Net**

n. Kredit yang direstrukturisasi

Kredit yang direstrukturisasi sesuai dengan Peraturan Otoritas Jasa Keuangan diungkapkan pada Catatan 55f.

n. Restructured loans

Restructured loans in accordance with the Financial Services Authority Regulation are disclosed in Note 55f.

9. Kredit yang Diberikan dan Pembiayaan/ Piutang Syariah (lanjutan)

o. Piutang pembiayaan entitas anak

Piutang pembiayaan entitas anak adalah sebagai berikut:

	2024	2023	
Piutang pembiayaan - bruto	721.732	272.218	Financing receivables - gross
Dikurangi:			Less:
Pendapatan pembiayaan yang belum diakui	(105.702)	(54.424)	Unearned financing receivables
Total	616.030	217.794	**Total**
Dikurangi:			Less:
Cadangan kerugian penurunan nilai	(29.692)	(75.940)	Allowance for impairment losses
Total	**586.338**	**141.854**	**Total**

Pada tanggal 31 Desember 2024 dan 2023, piutang pembiayaan masing-masing sebesar Rp616.030 dan Rp217.794, digunakan sebagai jaminan atas pinjaman yang diterima (Catatan 23).

Tingkat suku bunga per tahun:

	2024	2023	
Produk			Products
Mobil	10,40% - 52,74%	10,88% - 47,14%	Automobiles

p. Kredit yang dihapus buku

Ikhtisar mutasi kredit yang dihapus buku adalah sebagai berikut:

	2024	2023	
Saldo awal	15.414.424	11.363.340	Beginning balance
Penghapusbukuan	2.570.218	4.228.668	Write-off
Penerimaan kembali kredit yang telah dihapusbukukan	(111.243)	(177.584)	Recoveries from written-off loans
Saldo akhir	**17.873.399**	**15.414.424**	**Ending balance**

q. Kontrak Investasi Kolektif-Efek Beragun Aset (KIK-EBA)

Bank telah melakukan sekuritisasi pertama atas kumpulan tagihan kredit pensiunan (”Kumpulan Tagihan”) yang dimilikinya dengan menunjuk PT Bahana TCW Investment Management sebagai Manajer Investasi. Selanjutnya atas kumpulan tagihan yang memenuhi kriteria pemilihan, oleh Bank, sebagai Kreditur Awal, telah dijual dan dialihkan ke Kontrak Investasi Kolektif Efek Beragun Aset Bahana Bukopin -

9. Loans and Sharia Financing/Receivables (continued)

o. The subsidiary’s financing receivables

The subsidiary’s financing receivables balance is as follows:

As at December 31, 2024 and 2023, the financing receivables balances pledged as collateral for borrowings amounted to Rp616,030 and Rp217,794, respectively (Note 23).

Annual interest rate:

p. Written-off loans

A summary of written-off loans is as follows:

q. Collective Investment Contract Asset-Backed Securities (KIK-EBA)

The Bank conducted the first securitization on its pension loans (“pool of receivables”), by appointing PT Bahana TCW Investment Management as the investment manager. The pool of receivables which met the criteria for selection by the Bank, as the Initial Creditor, was sold and transferred to Collective Investment Contract Asset-Backed Securities of Bahana Bukopin - Pool of Transferred Pension

9. Kredit yang Diberikan dan Pembiayaan/ Piutang Syariah (lanjutan)

q. Kontrak Investasi Kolektif-Efek Beragun Aset (KIK-EBA) (lanjutan)

Kumpulan tagihan Kredit Pensiunan yang Dialihkan (KIK-EBA BB) yang tertuang dalam Perjanjian Induk Jual Beli Tagihan tanggal 29 Agustus 2019. KIK-EBA BB dibentuk berdasarkan Akta Kontrak Investasi Kolektif antara PT Bahana TCW Investment Management sebagai Manajer Investasi dan PT Bank Maybank Indonesia Tbk sebagai Bank Kustodian berdasarkan Akta No. 33 tanggal 22 Mei 2019 dan diamendemen dengan akta No. 80 tanggal 29 Agustus 2019. Nilai pokok kumpulan tagihan yang dijual dan dialihkan tersebut merupakan kumpulan tagihan terseleksi dengan nilai pokok sebesar-besarnya Rp1.001.000 yang terdiri dari 16.783 debitur dengan harga sebesar nilai pokok Kumpulan Tagihan pada tanggal *cut-off* final (29 Agustus 2019). Tingkat suku bunga yang dikenakan pada debitur kumpulan tagihan tersebut pada tanggal penjualan adalah sebesar 12% sampai dengan 23,13% dengan jangka waktu 7 tahun.

Setelah terjadinya penjualan dan pengalihan kumpulan tagihan tersebut, risiko kredit atas kumpulan tagihan telah beralih dari Bank kepada pembeli.

Selanjutnya, KIK-EBA BB menerbitkan Efek Beragunan Aset (EBA) yang merupakan bentuk partisipasi dalam kepemilikan bersama atas Kumpulan Tagihan. EBA diterbitkan dalam tiga kelas yaitu:

(i) EBA Kelas A1 senilai Rp1 (nominal penuh) yang dicatat pada Bursa Efek Indonesia dan ditawarkan kepada publik dengan nilai 91,1% dari nilai pokok EBA Kelas A1 dengan tingkat bunga tetap sebesar 9,25% per tahun dengan tanggal jatuh tempo 4 September 2022. EBA Kelas A1 mendapatkan hasil pemeringkatan atas efek beragun dari PT Pemeringkat Efek Indonesia (Pefindo) yaitu idAAA (*triple* A; *Stable Outlook*). Surat Pernyataan Pendaftaran dari KIK-EBA BB telah mendapatkan pernyataan efektif dari Badan Pengawas Pasar Modal dan Lembaga Keuangan (BAPEPAM-LK) melalui surat No. S-1026/PM.21/2019 tanggal 28 Agustus 2019.

9. Loans and Sharia Financing/Receivables (continued)

q. Collective Investment Contract Asset-Backed Securities (KIK-EBA) (continued)

loans (KIK-EBA BB) based on sale-purchase deed dated August 29, 2019. KIK-EBA BB was established based on Collective Investment Contract between PT Bahana TCW Investment Management as the investment manager and PT Bank Maybank Indonesia Tbk as the Custodian Bank based on deed No. 33 dated May 22, 2019, and amended by deed No. 80 dated August 29, 2019. Nominal par value of sold and transferred receivables which represents selected receivables with maximum nominal value amounting to Rp1,001,000 consists of 16,783 debtors, was sold and transferred at their nominal value at final cut-off date (August 29, 2019). The interest rate charged to the debtors of the pool of receivables on the date of sale amounted to 12% up to 23.13% with maturity of 7 years.

Subsequent to the sale and transfer of the pool of receivables, credit risks on the pool of receivables were transferred from the Bank to the buyer.

Further, KIK-EBA BB issued Asset-Backed Securities (ABS) which represent an instrument of joint ownership on the pool of receivables. ABS were issued in three types or classes as follows:

(i) Class A1 ABS amounting to Rp1 (full amount) which are registered in the Indonesia Stock Exchange, and offered to the public at 91.1% of the nominal value of class A1 ABS with interest at the annual fixed rate of 9.25% per annum and due on September 4, 2022. The Class A1 ABS was rated idAAA (triple A; Stable Outlook) by PT Pemeringkat Efek Indonesia (Pefindo). The Registration Statement Letter from KIK-EBA-BB received effective statement based on Letter No. S-1026/PM.21/2019 dated August 28, 2019 of the Chairman of BAPEPAM-LK.

9. Kredit yang Diberikan dan Pembiayaan/ Piutang Syariah (lanjutan)

q. Kontrak Investasi Kolektif-Efek Beragun Aset (KIK-EBA) (lanjutan)

(ii) EBA Kelas A2 senilai Rp1 (nominal penuh) yang ditawarkan dengan nilai 91,1% dari nilai pokok EBA Kelas A2. EBA Kelas A2 tidak dicatat pada Bursa Efek Indonesia namun ditawarkan kepada calon pembeli dengan ketentuan bahwa pemegang EBA kelas A2 mempunyai hak untuk dibayar terlebih dahulu dari Pemegang EBA Kelas B.

(iii) EBA Kelas B dengan nilai pokok sebesar Rp119.600 memiliki jangka waktu 7 tahun dan mewakili sebesar-besarnya 9,2% dari aset keuangan KIK-EBA BB. EBA Kelas B tidak dicatat pada Bursa Efek Indonesia namun ditawarkan kepada calon pembeli dengan ketentuan bahwa pemegang EBA Kelas B berhak atas semua arus kas tersisa sesuai dengan urutan prioritas pembayaran. Pada tanggal 31 Desember 2019, Bank telah mencatat EBA Kelas B sebagai efek yang diukur pada biaya perolehan pada neraca Bank (Catatan 7).

Transaksi penjualan Kumpulan Tagihan telah memperoleh opini penjualan putus (*true sale*) dari pihak independen yang terdiri dari pendapat dari segi akuntansi oleh Akuntan Independen dan pendapat dari segi hukum oleh kantor konsultan hukum independen. Atas dasar opini kedua pihak independen tersebut, Bank telah mengeluarkan Kumpulan Tagihan sebesar Rp1.300.000 dari neraca Bank (penghentian pengakuan).

Berdasarkan perjanjian penyedia jasa tanggal 29 Agustus 2019, Bank juga bertindak sebagai penyedia jasa penagihan dalam transaksi sekuritisasi Kumpulan piutang diatas. Peran utama Bank sebagai penyedia jasa pengumpul antara lain mengumpulkan pembayaran pokok dan bunga dari para debitur untuk setiap periode penagihan, mentransfer secara bulanan hasil penagihan kepada KIK-EBA BB dan mengadministrasikannya dengan baik, aman dan teratur serta profesional untuk kepentingan KIK-EBA BB yang merupakan representasi dari para pemegang EBA.

9. Loans and Sharia Financing/Receivables (continued)

q. Collective Investment Contract Asset-Backed Securities (KIK-EBA) (continued)

(ii) Class A2 ABS amounting to Rp1 (full amount) which are offered at 91.1% of the nominal value of class A2 ABS. Class A2 ABS are not registered in the Indonesia Stock Exchange but are offered to prospective buyer with the condition that the holder of Class A2 ABS has the first priority to be paid than the holder of Class B ABS.

(iii) Class B ABS with nominal value of Rp119,600 with due date of 7 years and represent maximum 9.2% of financial asset of KIK-EBA BB. The Class B ABS are not registered in the Indonesia Stock Exchange but are offered to prospective buyer with the condition that class B ABS holders have the right on the residual cash flow based on the payment priorities. On December 31, 2019, the Bank recorded Class B ABS as measured at amortized cost securities on the Bank's balance sheets (Note 7).

A true sale opinion was obtained on the sale of the pool of receivables from independent parties which consists of accounting opinion from an independent accountant and legal opinion from an independent legal consulting firm. Based on the opinions of the above two independent parties, the Bank has excluded the pool of receivables amounting to Rp1,300,000 from its balance sheets (derecognition).

Based on the Service Provider Agreement dated August 29, 2019, the Bank also acts as a collecting service provider in the above securitization transaction of the pool of receivables. The Bank's primary role as a collective service provider, among others, is to collect the principal and interest payments from debtors on each collection period, to transfer monthly the proceeds from collection to the KIK-EBA BB and to maintain the good, safe, orderly and professional administration of the debtors' accounts for the interest of KIK-EBA BB, which represents the ABS holders.

9. Kredit Yang Diberikan Dan Pembiayaan/ Piutang Syariah (lanjutan)

r. Informasi signifikan lainnya sehubungan dengan kredit yang diberikan dan pembiayaan/piutang Syariah

i. Pada tanggal 15 Desember 2009, Bank melakukan perjanjian Investasi Mudharabah Subordinasi dengan PT Bank KB Bukopin Syariah (KBBS) dimana Bank akan menyediakan dana investasi sebesar Rp100.000 dengan jangka waktu 72 (tujuh puluh dua) bulan.

Pada tanggal 29 Desember 2020, Bank melakukan perjanjian Investasi Mudharabah Subordinasi dengan PT Bank KB Bukopin Syariah (KBBS) dimana Bank akan menyediakan dana investasi sebesar Rp275.000 dengan jangka waktu 72 (tujuh puluh dua) bulan.

Pada tanggal 29 Desember 2021, Bank melakukan perjanjian Investasi Mudharabah Subordinasi dengan PT Bank KB Bukopin Syariah (KBBS) dimana Bank akan menyediakan dana investasi sebesar Rp350.000 dengan jangka waktu 72 (tujuh puluh dua) bulan.

Beberapa ketentuan terkait perjanjian tersebut adalah sebagai berikut:
- Nisbah bagi hasil adalah sebesar 70% untuk Bank dan 30% untuk KBBS dan dapat direviu setiap 6 (enam) bulan sekali;
- Pembayaran nisbah bagi hasil berasal dari pendapatan operasional KBBS;
- Pembayaran pokok Investasi Mudharabah Subordinasi selambat-lambatnya dilaksanakan pada saat jatuh tempo.

Perjanjian Investasi Mudharabah Subordinasi antara Bank dengan KBBS telah mendapat persetujuan dari Bank Indonesia dengan surat No. 11/1594/DPbS tanggal 24 November 2009.

Pada tanggal 28 Desember 2009, KBBS telah melakukan pencairan pertama sebesar Rp50.000 berdasarkan perjanjian tersebut. Pada tahun 2021 pinjaman ini telah diperpanjang sampai dengan 26 Agustus 2027.

9. Loans And Sharia Financing/Receivables (continued)

r. Other significant information relating to loans and Sharia financing/receivables

i. On December 15, 2009, the Bank entered into an agreement of Subordinated Mudharabah Investment financing with PT Bank KB Bukopin Syariah (KBBS) whereby the Bank will provide investment fund of Rp100,000 for 72 (seventy two) months period.

On December 29, 2020, the Bank entered into an agreement of Subordinated Mudharabah Investment with PT Bank KB Bukopin Syariah (KBBS) where the Bank provided investment fund of Rp275,000 for 72 (seventy two) months.

On December 29, 2021, the Bank entered into an agreement of Subordinated Mudharabah Investment with PT Bank KB Bukopin Syariah (KBBS) where the Bank provided investment fund of Rp350,000 for 72 (seventy two) months

Some relevant provisions of the agreement are as follows:
- Revenue sharing (nisbah) is 70% for the Bank and 30% for KBBS and can be reviewed every six-month;
- Payment of revenue sharing (nisbah) comes from KBBS's operating income;
- Principal amount of Subordinated Mudharabah Investment will be paid at maturity date, at the latest.

The Subordinated Mudharabah Investment agreement between the Bank and KBBS has been approved by Bank Indonesia with letter No. 11/1594/DPbS dated November 24, 2009.

On December 28, 2009, KBBS made its first withdrawal in the amount of Rp50,000 under the prevailing agreement. In 2021, this facility was extended until August 26, 2027.

9. Kredit Yang Diberikan Dan Pembiayaan/ Piutang Syariah (lanjutan)

r. Informasi signifikan lainnya sehubungan dengan kredit yang diberikan dan pembiayaan/piutang Syariah (lanjutan)

Perjanjian Investasi Mudharabah Subordinasi antara Bank dengan KBBS telah mendapat persetujuan dari Bank Indonesia dengan surat No. 195/KDM-KPS/XII/2021 tanggal 29 Desember 2021. KBBS telah melakukan pencairan pertama sebesar Rp290.000.

Perjanjian Investasi Mudharabah Subordinasi antara Bank dengan KBBS telah mendapat persetujuan dari Bank Indonesia dengan surat No. 083/DRUT-PKS/KP-JKT/XII/2020 tanggal 29 Desember 2020. KBBS telah melakukan pencairan pertama sebesar Rp2.750.000.

Pada tanggal 31 Desember 2024 dan 2023, seluruh portofolio kredit ini dieliminasi untuk laporan keuangan konsolidasian.

ii. Kredit yang diberikan dijamin dengan agunan yang diikat dengan hak tanggungan atau surat kuasa membebankan hak tanggungan atau surat kuasa untuk menjual, atau jaminan lain yang umumnya diterima oleh Bank. Jumlah kredit yang diberikan yang dijamin dengan giro, tabungan, dan deposito berjangka pada tanggal 31 Desember 2024 dan 2023, masing-masing sebesar Rp1.410.803 dan Rp2.982.893.

iii. Kredit modal kerja merupakan fasilitas kredit rekening koran, cerukan dan kredit reguler.

iv. Kredit konsumsi terdiri dari kredit pemilikan rumah, kredit pemilikan mobil, kartu kredit, dan kredit perorangan termasuk kredit yang dijamin dengan agunan tunai.

v. Kredit program Pemerintah terdiri dari kredit usaha rakyat, kredit investasi, kredit modal kerja, kredit program kepada sektor koperasi, dan kredit pemilikan rumah.

vi. Pinjaman karyawan Bank terdiri dari kredit yang dibebani bunga khusus dengan jangka waktu berkisar antara 1 (satu) sampai dengan 15 (lima belas) tahun yang dilunasi melalui pemotongan gaji setiap bulannya. Perbedaan antara tingkat bunga pinjaman karyawan dan suku bunga pasar dibebankan dan dicatat sebagai beban tenaga kerja.

9. Loans And Sharia Financing/Receivables (continued)

r. Other significant information relating to loans and Sharia financing/receivables (continued)

The Subordinated Mudharabah Investment Agreement between the Bank and KBBS was approved by Bank Indonesia through letter No. 195/KDS-KPS/XII/2021 dated November 29, 2021. KBBS made its first withdrawal in the amount of Rp290,000.

The Subordinated Mudharabah Investment Agreement between the Bank and KBBS was approved by Bank Indonesia through letter No. 083/DRUT-PKS/KP-JKT/XII/2020 dated December 29, 2020. KBBS made its first withdrawal in the amount of Rp 2,750,000.

As at December 31, 2024 and 2023, the loan portfolio is eliminated for the consolidated financial statements.

ii. Certain loans are secured by pledge of registered mortgages, powers of attorney to sell, or by other guarantees acceptable to the Bank. The loans secured by demand deposits, savings deposits, and time deposits as at December 31, 2024 and 2023, amounted to Rp1,410,803 and Rp2,982,893, respectively.

iii. Working capital loans consist of demand loans, overdraft and regular loan facilities.

iv. Consumer loans consist of housing loan, car loan, credit card receivables, and personal loans including loans secured by cash collateral.

v. Government program loans consist of people's business credit, investment loans, working capital loans, cooperative loans, and housing loans.

vi. Loans to the Bank's employees consist of loans granted with special interest rates and with terms between 1 (one) to 15 (fifteen) years, and are collected through monthly salary deductions. The difference between the employee loan's interest rates and market interest rate is expensed and recorded as personnel expenses.

10. Tagihan Dan Liabilitas Akseptasi / 10. Acceptances Receivable And Payable

a. Berdasarkan pihak dan mata uang / a. By counterparties and currency

	2024	2023	
Pihak ketiga			**Third parties**
Rupiah	4.804	21.404	Rupiah
Mata uang asing:			**Foreign currencies:**
Yuan Cina	75.041	8.875	Chinese Yuan
Dolar Amerika Serikat	4.434	102.298	United States Dollar
Total	**84.279**	**132.577**	**Total**
Cadangan kerugian penurunan nilai	(1.200)	(1.613)	Allowance for impairment losses
Neto	**83.079**	**130.964**	**Net**

b. Berdasarkan sisa umur jatuh tempo / b. By remaining period to maturity

	2024	2023	
Rupiah:			**Rupiah:**
Kurang dari 1 bulan	1.626	9.076	Less than a month
1 - 3 bulan	3.178	11.700	1 - 3 months
3 - 6 bulan	-	628	3 - 6 months
Total	4.804	21.404	Total
Mata uang asing:			**Foreign currencies:**
Kurang dari 1 bulan	10.149	20.572	Less than a month
1 - 3 bulan	68.016	59.300	1 - 3 months
3 - 6 bulan	1.310	31.301	3 - 6 months
Total	79.475	111.173	Total
Cadangan kerugian penurunan nilai	(1.200)	(1.613)	Allowance for impairment losses
Neto	**83.079**	**130.964**	**Net**

Jumlah saldo liabilitas akseptasi adalah sama seperti yang tercatat dalam saldo akun tagihan akseptasi pada tanggal 31 Desember 2024 dan 2023.

Acceptances payable represent the same amount as acceptances receivable as at December 31, 2024 and 2023.

c. Berdasarkan kolektibilitas / c. By collectibility

Kolektibilitas tagihan dan liabilitas akseptasi sesuai Peraturan Otoritas Jasa Keuangan diungkapkan pada Catatan 55g.

Collectibility acceptance receivables and payable in accordance with Financial Services Authority Regulation are disclosed in Note 55g.

Pada tanggal 31 Desember 2024 dan 2023, manajemen berpendapat bahwa cadangan kerugian penurunan nilai yang dibentuk telah memadai.

As at December 31, 2024 and 2023, management believes that the allowance for impairment losses is adequate.

11. Tagihan dan Liabilitas Derivatif

Rincian transaksi derivatif atas *swap* mata uang asing pada tanggal 31 Desember 2024 dan 2023, adalah sebagai berikut:

11. Derivative Receivable and Payable

Details of foreign currency swaps as at December 31, 2024 and 2023, are as follows:

	31 Desember/*December 31,* 2024				
	Nilai kontrak/ *Contract amount*	**Nilai wajar/ *Fair value***	**Tagihan derivatif/ *Derivatives receivable***	**Liabilitas derivatif/ *Derivatives payable***	
Pihak ketiga					**Third parties**
Transaksi swap mata uang asing :					Foreign currency swap transaction :
Dolar Amerika Serikat:					**United States Dollar:**
PT Bank Danamon Indonesia Tbk	965.975	(272)	1.621	(1.893)	PT Bank Danamon Indonesia Tbk
PT Bank Central Asia Tbk	563.454	5.132	5.132	-	PT Bank Central Asia Tbk
PT Bank Permata Tbk	338.077	3.849	3.916	(67)	PT Bank Permata Tbk
PT Bank DBS Indonesia	241.556	1.066	1.385	(319)	PT Bank DBS Indonesia
PT Bank Sinarmas Tbk	96.578	(418)	-	(418)	PT Bank Sinarmas Tbk
PT Bank BNP Paribas	96.578	(443)	-	(443)	PT Bank BNP Paribas
PT Bank Mega Tbk	48.289	(221)	-	(221)	PT Bank Mega Tbk
Bank of America N.A - Jakarta Branch	32.193	(132)	-	(132)	Bank of America N.A - Jakarta Branch
PT Bank OCBC NISP Tbk	16.096	(74)	-	(74)	PT Bank OCBC NISP Tbk
PT Bank CTBC Indonesia	16.096	(74)	-	(74)	PT Bank CTBC Indonesia
Total		**8.413**	**12.054**	**(3.641)**	**Total**

	31 Desember/*December 31,* 2023				
	Nilai kontrak/ *Contract amount*	**Nilai wajar/ *Fair value***	**Tagihan derivatif/ *Derivatives receivable***	**Liabilitas derivatif/ *Derivatives payable***	
Pihak ketiga					**Third parties**
Transaksi swap mata uang asing :					Foreign currency swap transaction :
Dolar Amerika Serikat:					**United States Dollar:**
PT Bank Permata Tbk	477.321	1.569	1.869	(300)	PT Bank Permata Tbk
PT Bank Central Asia Tbk	461.932	15	304	(289)	PT Bank Central Asia Tbk
PT Bank Danamon Indonesia Tbk	184.768	184	207	(23)	PT Bank Danamon Indonesia Tbk
PT Bank CIMB Niaga Tbk	153.995	1	115	(114)	PT Bank CIMB Niaga Tbk
PT Bank Sinarmas Tbk	92.384	(75)	-	(75)	PT Bank Sinarmas Tbk
The Bank of Tokyo - Mitsubishi Ltd	76.987	89	89	-	The Bank of Tokyo - Mitsubishi Ltd
PT Bank Victoria International Tbk	46.192	417	417	-	PT Bank Victoria International Tbk
PT Bank HSBC Indonesia	30.795	21	21	-	PT Bank HSBC Indonesia
PT Bank ANZ Indonesia	15.397	18	18	-	PT Bank ANZ Indonesia
PT Bank BNP Paribas	3.843	(7)	-	(7)	PT Bank BNP Paribas
Total		**2.232**	**3.040**	**(808)**	**Total**

Kolektibilitas tagihan derivatif sesuai Peraturan Otoritas Jasa Keuangan diungkapkan pada Catatan 55h.

Collectibility derivatives receivables in accordance with Financial Services Authority Regulation are disclosed in Note 55h.

Manajemen Bank berpendapat bahwa cadangan kerugian penurunan nilai pada tanggal 31 Desember 2024 dan 2023 tidak diperlukan.

The Bank's management believed that allowance for impairment losses as of December 31, 2024 and 2023 were not required.

12. Penyertaan Saham / 12. Investments in Shares

Rincian penyertaan saham pada tanggal 31 Desember 2024 dan 2023, adalah sebagai berikut:

Investments in shares as at December 31, 2024 and 2023, consist of the following:

Nama perusahaan/*Name of company*	Jenis usaha/ *Nature of business*	Persentase kepemilikan/ *Percentage of ownership*	Biaya perolehan/ *Cost*	Nilai tercatat/ *Carrying value*
Simpanan keanggotaan/*Membership deposits:*				
PT Aplikanusa Lintasarta	Jasa Komunikasi/ *Communication Services*	0%	15	15
Total				**15**

Berdasarkan hasil evaluasi dan penelaahan manajemen Bank, penyertaan saham pada tanggal 31 Desember 2024 dan 2023, diklasifikasikan lancar.

Based on management's evaluation and review, investments in shares as at December 31, 2024 and 2023, are classified as current.

13. Aset Tetap dan Aset Hak Guna / 13. Fixed Assets and Right of Use Assets

31 Desember/*December 31,* 2024

	Saldo Awal/ *Beginning Balance*	Penambahan/ *Additions*	Pengurangan/ *Deductions*	Reklasifikasi/ *Reclassifications*	Revaluasi/ *Revaluations*	Saldo Akhir/ *Ending Balance*	
Biaya perolehan							**Cost**
Pemilikan langsung:							Direct ownership:
Tanah	2.405.244	-	8.692	4.426	213.072	2.614.050	Land
Bangunan	1.088.656	2.054	21.808	3.279		1.072.181	Building
Perabotan dan peralatan kantor	731.862	47.138	2.765	1.226	-	777.461	Furniture, fixture and office equipment
Prasarana bangunan	74.126	-		-	-	74.126	Leasehold improvements
Kendaraan bermotor	50.420	250	15.547	-	-	35.123	Motor vehicles
Aset dalam konstruksi	47.068	2.219	17.864	(8.931)	-	22.492	Asset under construction
Total	4.397.376	51.661	66.676	-	213.072	4.595.433	Total
Aset hak guna sewa	249.358	9.391	77.184	-	-	181.565	Right of use of assets
Total	4.646.734	61.052	143.860	-	213.072	4.776.998	Total
Akumulasi penyusutan							**Accumulated depreciations**
Pemilikan langsung:							Direct ownership:
Perabotan dan peralata kantor	640.180	49.182	2.397	-	-	686.965	Furniture, fixture and office equipment
Bangunan	549.079	49.343	14.424	-	-	583.998	Building
Prasarana bangunan	60.535	5.636	-	-	-	66.171	Leasehold improvements
Kendaraan bermotor	23.651	5.170	13.716	-	-	15.105	Motor vehicles
Total	1.273.445	109.331	30.537	-	-	1.352.239	Total
Aset hak guna sewa	139.614	42.025	77.184	-	-	104.455	Right of use of assets
Total	1.413.059	151.356	107.721	-	-	1.456.694	Total
Nilai buku neto	**3.233.675**					**3.320.304**	**Net book value**

31 Desember/*December 31,* 2023

	Saldo Awal/ *Beginning Balance*	Penambahan/ *Additions*	Pengurangan/ *Deductions*	Reklasifikasi/ *Reclassifications*	Revaluasi/ *Revaluations*	Saldo Akhir/ *Ending Balance*	
Biaya perolehan							**Cost**
Pemilikan langsung:							Direct ownership:
Tanah	2.433.852	8.175	36.783	-	-	2.405.244	Land
Bangunan	1.089.319	5.561	6.224	-	-	1.088.656	Building
Perabotan dan peralatan kantor	722.539	14.084	4.761	-	-	731.862	Furniture, fixture and office equipment
Prasarana bangunan	73.775	351	-	-	-	74.126	Leasehold improvements
Kendaraan bermotor	26.820	26.749	3.149	-	-	50.420	Motor vehicles
Aset dalam konstruksi	41.222	5.846	-	-	-	47.068	Asset under construction
Total	4.387.527	60.766	50.917	-	-	4.397.376	Total
Aset hak guna sewa	299.428	10.136	60.206	-	-	249.358	Right of use of assets
Total	4.686.955	70.902	111.123	-	-	4.646.734	Total

13. Aset Tetap dan Aset Hak Guna (lanjutan) / 13. Fixed Assets and Right of Use Assets (continued)

31 Desember/*December 31,* 2023

	Saldo Awal/ *Beginning Balance*	Penambahan/ *Additions*	Pengurangan/ *Deductions*	Reklasifikasi/ *Reclassifications*	Revaluasi/ *Revaluations*	Saldo Akhir/ *Ending Balance*	
Akumulasi penyusutan							**Accumulated depreciations**
Pemilikan langsung:							Direct ownership:
Perabotan dan peralatan kantor	591.381	52.927	4.128	-	-	640.180	Furniture, fixture and office equipment
Bangunan	498.670	56.633	6.224	-	-	549.079	Building
Prasarana bangunan	51.880	8.655	-	-	-	60.535	Leasehold improvements
Kendaraan bermotor	21.866	5.299	3.514	-	-	23.651	Motor vehicles
Total	1.163.797	123.514	13.866	-	-	1.273.445	Total
Aset hak guna sewa	126.956	69.901	57.243	-	-	139.614	Right of use of assets
Total	1.290.753	193.415	71.109	-	-	1.413.059	Total
Nilai buku neto	**3.396.202**					**3.233.675**	**Net book value**

Kerugian bersih dari penjualan aset tetap adalah sebagai berikut:

Loss on sale of fixed assets is as follows:

	2024	2023	
Hasil penjualan	27.759	7.200	Proceeds from sale
Nilai buku	(36.139)	(12.900)	Net book value
Kerugian bersih dari aset tetap (Catatan 35)	**(8.380)**	**(5.700)**	**Net loss on sale of fixed asset (Note 35)**

Rincian aset dalam konstruksi per 31 Desember 2024 and 2023, adalah sebagai berikut:

Detail assets under construction as at December 31, 2024 and 2023, are as follow:

31 Desember/*December 31,* 2024

	Jumlah/ *Total*	Persentase Penyelesaian/ *Percentage of Completion*	Estimasi Penyelesaian/ *Estimated Completion*	
Tanah dan bangunan	22.492	25% - 90%	2025 - 2026	Land and buildings

31 Desember/*December 31,* 2023

	Jumlah/ *Total*	Persentase Penyelesaian/ *Percentage of Completion*	Estimasi Penyelesaian/ *Estimated Completion*	
Tanah dan bangunan	47.068	25% - 90%	2024 - 2025	Land and buildings

Pada tanggal 1 Maret 2016, Grup mengubah kebijakan akuntansi terkait pengukuran setelah pengakuan awal untuk tanah dari model biaya ke model revaluasi. Pada tahun 2024, Bank melakukan kembali revaluasi atas aset tanahnya.

On March 1, 2016, the Group change their accounting policy related to subsequent measurement of land from the cost model to the revaluation model. In 2024, the Bank performed revaluation for its land of asset.

Nilai wajar dari tanah yang dimiliki Bank pada 31 Desember 2024 dinilai oleh Kantor Jasa Penilai Publik (KJPP) Asnawi & Rekan penilai properti independen dengan tanggal penilaian 12 Desember 2024.

The fair values of land owned by the Bank as at December 31, 2024 are determined by Kantor Jasa Penilai Publik (KJPP) Asnawi & Rekan, an independent property appraiser, with appraisal date of December 12, 2024.

13. Aset Tetap dan Aset Hak Guna (lanjutan)

Penilaian dilakukan berdasarkan Standar Penilaian Indonesia dan telah sesuai dengan POJK No. 28/POJK.04/2021 tentang Penilaian dan Penyajian Laporan Penilaian Properti di Pasar Modal untuk tujuan pelaporan keuangan. Nilai wajar tanah adalah berdasarkan pendekatan data pasar dengan membandingkan harga-harga aset yang serupa yang dapat diobservasi.

Harga pasar yang paling mendekati disesuaikan dengan perbedaan atribut-atribut utama, seperti: ukuran tanah, lokasi dan biaya penggantian. Pengukuran nilai wajar juga mempertimbangkan penggunaan tertinggi dan terbaik (*highest and best use*) dari aset yang dinilai. Nilai wajar dari tanah diklasifikasikan sebagai tingkat 2 berdasarkan hierarki nilai wajar.

Tabel berikut menyajikan informasi mengenai revaluasi tanah pada tanggal revaluasi:

13. Fixed Assets and Right of Use Assets (continued)

Valuation is performed based on Indonesian Valuation Standards and in accordance with POJK No. 28/POJK.04/2021 regarding Valuation and Presentation of Property Appraisal Report in Capital Market for the purposes of financial reporting. The fair value of land is based on market data approach by comparing observable market prices of similar assets.

Market prices in close proximity are adjusted for differences in key attributes such as: land size, location, and replacement costs. The fair value measurements also consider highest and best use of the asset being valued. The fair value of lands is classified as level 2 based on hierarchy of fair value.

The following table presents the information on the revaluation of the land on the date of revaluation:

	31 Desember/*December 31,* 2024			
	Nilai buku bersih sebelum revaluasi/ ***Net book value before revaluation***	**Nilai wajar pada tanggal revaluasi/** ***Fair value on the date of revaluation***	**Surplus revaluasi/** ***Revaluation surplus***	
Tanah	2.275.061	2.061.989	213.072	Land

Pada tahun 2024 terdapat bagunan dan tanah yang di jual dengan nilai perolehan sebesar Rp1.036 dan nilai revaluasi yang dihapuskan sebesar Rp645. Mutasi surplus revaluasi telah tercermin dalam Laporan Perubahan Ekuitas Konsolidasian. Saldo surplus revaluasi per 1 Januari 2024 sebesar Rp1.603.893 dengan penurunan surplus selama 2024 sebesar Rp645 dan penambahan surplus selama 2024 sebesar Rp213.072 sehingga saldo akhir per 31 Desember 2024 menjadi sebesar Rp1.816.965.

In 2024, a building and land were sold with an acquisition value of Rp1,036 and a write-off revaluation value of Rp645. The revaluation surplus movement has been reflected in the Consolidated Statement of Changes in Equity. The revaluation surplus balance as of January 1, 2024, was Rp1,603,893, with a decrease of Rp645 and an increase of Rp213,072 during 2024, resulting in a final balance of Rp1,816,965 as of December 31, 2024.

Pada tahun 2023 terdapat tanah yang di reklasifikasi menjadi aset terbengkalai dengan nilai perolehan sebesar Rp22.395 dan nilai revaluasi yang dihapuskan sebesar Rp1.756. Mutasi surplus revaluasi telah tercermin dalam Laporan Perubahan Ekuitas Konsolidasian. Saldo surplus revaluasi per 1 Januari 2023 sebesar Rp1.605.649 dengan penurunan surplus selama 2023 sebesar Rp1.756 sehingga saldo akhir per 31 Desember 2023 menjadi sebesar Rp1.603.893.

On 2023, there was land reclassified as abandoned assets with an acquisition value of Rp22,395 and eliminated revaluation amounting to Rp1,756. Movements in the revaluation surplus have been reflected in the Consolidated Statement of Changes in Equity. The revaluation surplus balance as at January 1, 2023 was Rp1,605,649 with the deduction of a surplus for 2023 amounting to Rp1,756 therefore the balance as at December 31, 2023 was Rp1,603,893.

Cadangan revaluasi tidak boleh didistribusikan kepada pemegang saham Bank.

The revaluation reserves are not available for distribution to the Bank's shareholders.

13. Aset Tetap dan Aset Hak Guna (lanjutan)

Aset tetap, kecuali tanah, diasuransikan terhadap risiko kebakaran dan risiko lainnya berdasarkan suatu paket polis tertentu dengan beberapa perusahaan asuransi diantaranya adalah PT Asuransi Central Asia, PT Asuransi Umum Bumiputera Muda 1967, PT BRI Asuransi Indonesia, PT Asuransi Jasa Indonesia, PT Zurich Asuransi Indonesia, PT AJB Bumiputera 1912, PT Syarikat Takaful Indonesia, PT Asuransi Bangun Askrida dan PT KB Insurance yang merupakan pihak ketiga dari Bank. Nilai pertanggungan seluruhnya pada tanggal 31 Desember 2024 dan 2023, masing-masing sebesar Rp3.332.716 dan Rp2.978.770. Manajemen berpendapat bahwa nilai pertanggungan tersebut cukup untuk menutup kemungkinan kerugian yang timbul dari risiko-risiko tersebut.

Harga perolehan aset tetap telah terdepresiasi penuh namun masih digunakan oleh Grup sebesar Rp288.980 dan Rp574.439, masing-masing pada tanggal 31 Desember 2024 dan 2023, antara lain berupa bangunan, perlengkapan kantor dan kendaraan bermotor.

Manajemen berpendapat tidak terdapat indikasi penurunan nilai atas aset tetap yang dimiliki oleh Grup.

Aset hak guna per 31 Desember 2024 dan 2023, adalah sebagai berikut:

13. Fixed Assets and Right of Use Assets (continued)

Fixed assets, except land, are insured against losses by fire and other risks under blanket policies with several insurance companies including PT Asuransi Central Asia, PT Asuransi Umum Bumiputera Muda 1967, PT BRI Asuransi Indonesia, PT Asuransi Jasa Indonesia, PT Zurich Asuransi Indonesia, PT AJB Bumiputera 1912, PT Syarikat Takaful Indonesia, PT Asuransi Bangun Askrida and PT KB Insurance which are third parties of the Bank. The total insurance coverage as at December 31, 2024 and 2023, are amounted to Rp3,332,716 and Rp2,978,770, respectively. Management believes that the insurance coverage is adequate to cover losses arising from such risks.

The cost of fixed assets that have been fully depreciated but still in use by the Group amounting to Rp288,980 and Rp574,439, as at December 31, 2024 and 2023, respectively, included among others, building, office equipment and motor vehicles.

Management believes that there is no indication of impairment in the value of fixed assets of the Group.

Right of use of assets as at December 31, 2024 and 2023, are follows:

31 Desember/*December 31,* 2024

	Saldo Awal/ *Beginning Balance*	Penambahan/ *Additions*	Pengurangan/ *Deductions*	Reklasifikasi/ *Reclassifications*	Saldo Akhir/ *Ending Balance*	
Biaya perolehan						**Cost**
Kepemilikan langsung:						Direct ownership:
Gedung	192.039	6.280	45.727	-	152.592	Building
Kendaraan	41.611	1.380	20.238	-	22.753	Vehicle
Perlengkapan kantor	12.622	-	8.202	-	4.420	Office equipment
Rumah	3.086	1.731	3.017	-	1.800	House
Total	249.358	9.391	77.184	-	181.565	Total
Akumulasi penyusutan						**Accumulated depreciation**
Kepemilikan langsung:						Direct ownership:
Gedung	95.290	31.883	45.727	-	81.446	Building
Kendaraan	31.367	6.765	20.238	-	17.894	Vehicle
Perlengkapan kantor	11.490	1.133	8.202	-	4.421	Office equipment
Rumah	1.467	2.244	3.017	-	694	House
Total	139.614	42.025	77.184	-	104.455	Total
Nilai buku neto	**109.744**				**77.110**	**Net book value**

31 Desember/*December 31,* 2023

	Saldo Awal/ *Beginning Balance*	Penambahan/ *Additions*	Pengurangan/ *Deductions*	Reklasifikasi/ *Reclassifications*	Saldo Akhir/ *Ending Balance*	
Biaya perolehan						**Cost**
Kepemilikan langsung:						Direct ownership:
Gedung	222.500	5.874	36.335	-	192.039	Building
Kendaraan	44.023	1.105	3.517	-	41.611	Vehicle
Perlengkapan kantor	13.163	-	541	-	12.622	Office equipment
ATM	10.304	42	10.346	-	-	ATM
Rumah	9.438	3.115	9.467	-	3.086	House
Total	299.428	10.136	60.206	-	249.358	Total

13. Aset Tetap dan Aset Hak Guna (lanjutan)

13. Fixed Assets and Right of Use Assets (continued)

	31 Desember/*December 31,* 2023					
	Saldo Awal/ *Beginning Balance*	**Penambahan/ *Additions***	**Pengurangan/ *Deductions***	**Reklasifikasi/ *Reclassifications***	**Saldo Akhir/ *Ending Balance***	
Akumulasi penyusutan						**Accumulated depreciation**
Kepemilikan langsung:						Direct ownership:
Gedung	82.320	46.342	33.372	-	95.290	Building
Kendaraan	25.107	9.777	3.517	-	31.367	Vehicle
Perlengkapan kantor	7.994	4.037	541	-	11.490	Office equipment
Rumah	6.522	4.412	9.467	-	1.467	House
ATM	5.013	5.333	10.346	-	-	ATM
Total	126.956	69.901	57.243	-	139.614	Total
Nilai buku neto	**172.472**				**109.744**	**Net book value**

Bank menyewa beberapa aset termasuk rumah dinas, gedung kantor, ruang ATM, kendaraan dan lain-lain. Rata-rata masa sewa adalah 5 (lima) tahun.

Bank had rent a number of assets which include official houses, offices, ATM space, vehicle and others. The average of lease term is 5 (five) years.

14. Aset Takberwujud

Aset takberwujud terdiri dari piranti lunak dan *goodwill*.

14. Intangible Assets

Intangible assets consist of computer softwares and goodwill.

	2024	**2023**	
Piranti lunak	340.408	340.104	Software
Goodwill	295.711	295.711	Goodwill
Sub-total	636.119	635.815	Sub-total
Dikurangi:			Less:
Akumulasi amortisasi dan penurunan nilai	(365.312)	(350.230)	Accumulated amortization and impairment losses
Neto	**270.807**	**285.585**	**Net**

a. Piranti lunak

a. Softwares

	31 Desember/*December 31,* 2024				
	Saldo Awal/ *Beginning Balance*	**Penambahan/ *Additions***	**Pengurangan/ *Deductions***	**Saldo Akhir/ *Ending Balance***	
Biaya perolehan	340.104	304	-	340.408	Cost
Akumulasi amortisasi (Catatan 33)	(244.001)	(15.082)	-	(259.083)	Accumulated amortization (Note 33)
Nilai buku neto	**96.103**			**81.325**	**Net book value**

	31 Desember/*December 31,* 2023				
	Saldo Awal/ *Beginning Balance*	**Penambahan/ *Additions***	**Pengurangan/ *Deductions***	**Saldo Akhir/ *Ending Balance***	
Biaya perolehan	189.338	150.766	-	340.104	Cost
Akumulasi amortisasi (Catatan 33)	(176.826)	(67.175)	-	(244.001)	Accumulated amortization (Note 33)
Nilai buku neto	**12.512**			**96.103**	**Net book value**

14. Aset Takberwujud (lanjutan)

b. *Goodwill*

Goodwill timbul dari akuisisi entitas anak (Catatan 1c). Perubahan atas saldo *goodwill* pada tanggal 31 Desember 2024 dan 2023, adalah sebagai berikut:

31 Desember/*December 31,* 2024

	Saldo Awal/ *Beginning Balance*	**Penambahan/ *Additions***	**Pengurangan/ *Deductions***	**Saldo Akhir/ *Ending Balance***	
Biaya perolehan	295.711	-	-	295.711	Cost
Akumulasi amortisasi *)	(39.748)	-	-	(39.748)	Accumulated amortization *)
Akumulasi penurunan nilai	(66.481)	-	-	(66.481)	Accumulated impairment
Nilai buku neto	**189.482**			**189.482**	**Net book value**

31 Desember/*December 31,* 2023

	Saldo Awal/ *Beginning Balance*	**Penambahan/ *Additions***	**Pengurangan/ *Deductions***	**Saldo Akhir/ *Ending Balance***	
Biaya perolehan	295.711	-	-	295.711	Cost
Akumulasi amortisasi *)	(39.748)	-	-	(39.748)	Accumulated amortization *)
Akumulasi penurunan nilai	(66.481)	-	-	(66.481)	Accumulated impairment
Nilai buku neto	**189.482**			**189.482**	**Net book value**

Penurunan nilai sebesar Rp66.481 telah diakui karena jumlah tercatat lebih besar dari jumlah terpulihkannya. Jumlah terpulihkan atas PT Bank KB Bukopin Syariah (KBBS) telah dihitung berdasarkan nilai pakai *(value in use)* yang ditentukan dengan mendiskontokan arus kas masa depan berdasarkan anggaran keuangan yang disetujui oleh manajemen untuk periode 5 (lima) tahun.

Bank telah melakukan uji penurunan nilai atas *goodwill* yang terbentuk dari akuisisi KBBS dengan asumsi utama yang digunakan adalah sebagai berikut:

	2024	**2023**	
Tingkat diskonto	6,88%	6,88%	Discount rate
Proyeksi tingkat pertumbuhan	4,50%	4,50%	Projected growth rate
Produk Domestik Bruto	5,17%	5,17%	Gross Domestic Product
Tingkat inflasi	2,28%	2,28%	Inflation rate
Tingkat pertumbuhan *terminal value*	1,60%	1,60%	Terminal value growth

Manajemen berpendapat bahwa tidak terdapat penurunan nilai atas aset tak berwujud pada tanggal 31 Desember 2024 dan 2023.

14. Intangible Assets (continued)

b. Goodwill

Goodwill arise from the acquisition of subsidiaries (Note 1c). Movements in goodwill balance as at December 31, 2024 and 2023, are as follows:

Impairment losses amounting to Rp66,481 has been recognized as the carrying amount exceeds its recoverable amount. Recoverable amount of PT Bank KB Bukopin Syariah (KBBS) has been calculated based on value in use that is determined by discounting the future cash flows resulting from financial budget approved by management covering a 5 (five) year period.

The Bank has performed impairment testing on goodwill resulting from acquisition of KBBS with the following key assumptions used by the Bank:

Management believes that there is no impairment on intangible assets as at December 31, 2024 and 2023.

15. Aset Lain-lain / 15. Other Assets

	2024	2023	
Rupiah:			**Rupiah:**
Agunan yang diambil alih - neto	1.799.895	2.503.459	Foreclosed assets - net
Uang muka	1.059.363	772.143	Advance payments
Biaya dibayar dimuka	486.954	504.548	Prepaid expenses
Bunga masih akan diterima	364.123	264.748	Accrued interest
Setoran jaminan	99.835	98.972	Guarantee deposit
Tagihan terkait dengan transaksi kartu kredit dan ATM - neto	76.117	66.328	Receivables relating to credit card and ATM transactions - net
Pendapatan masih akan diterima	33.405	8.128	Accrued revenue
Piranti lunak dalam pengembangan	8.069	33.267	Softwares in development
Pembiayaan transaksi perdagangan	-	141.159	Trade financing
Lain-lain - neto	1.611.353	1.655.982	Others - net
Sub-total	5.539.114	6.048.734	Sub-total
Dolar Amerika Serikat:			**United States Dollar:**
Bunga masih akan diterima	52.432	19.613	Accrued interest
Biaya dibayar di muka	111	106	Prepaid expenses
Sub-total	52.543	19.719	Sub-total
Total	**5.591.657**	**6.068.453**	**Total**

Pembiayaan transaksi perdagangan terdiri dari tagihan perdagangan UPAS, tagihan *flexy gas*, *flexy bill* dan *flexy health*, serta tagihan *invoice financing*. Dengan fasilitas ini debitur dapat memperoleh pembiayaan jangka pendek dari Grup dengan menjaminkan tagihan pelanggan kepada Bank, dan debitur dapat memilih untuk melunasi pinjaman tersebut sendiri atau Grup yang akan menagih kepada pelanggan. Fasilitas pembiayaan ini mulai dilaksanakan Grup pada tahun 2019.

Trade financing consists of trade UPAS, flexy gas, flexy bill, flexy health, and trade invoice financing. With these facilities, debtors can receive short term financing from the Group by using its invoices to customer as collateral to Bank, and debtors have the options to repay the financing by themselves or the Group can collect the amount required from the customers. The Group has only started these financing facilities in 2019.

Biaya dibayar di muka sebagian besar terdiri atas biaya-biaya sewa gedung, rumah, kendaraan, peralatan kantor dan asuransi.

Prepaid expenses consist mainly of prepaid building rent, housing rent, car rent, office equipment rent and insurance.

Agunan yang diambil alih merupakan agunan yang diambil alih oleh Grup sehubungan dengan penyelesaian kredit yang terdiri atas tanah, bangunan, kendaraan, dan lain-lain.

Foreclosed assets consist of collaterals which were acquired by the Group in the settlement of loans in form of lands, buildings, vehicles, and others.

Nilai wajar agunan yang diambil alih masing-masing sebesar Rp1.799.895 dan Rp2.503.459, per tanggal 31 Desember 2024 dan 2023.

Fair value of foreclosed assets amounting to Rp1,799,895 and Rp2,503,459, as at December 31, 2024 and 2023, respectively.

Kolektibilitas agunan yang diambil alih sesuai dengan Peraturan Otoritas Jasa Keuangan diungkapkan pada Catatan 55i.

Collectibility of foreclosed collaterals in accordance with Financial Services Authority Regulations are disclosed in Note 55i.

Perubahan cadangan kerugian untuk agunan yang diambil alih adalah sebagai berikut:

The movements in allowance for losses on foreclosed assets were as follows:

15. Aset Lain-lain (lanjutan) / 15. Other Assets (continued)

	2024	2023	
Saldo awal	231.669	34.158	Begining balance
Beban selama tahun berjalan	669.866	197.511	Provision during the year
Saldo akhir	**901.535**	**231.669**	**Ending balance**

Uang muka terdiri dari uang muka yang dikeluarkan sehubungan dengan pembukaan cabang-cabang baru, relokasi cabang, renovasi gedung kantor, dan uang muka biaya lain-lain.

Advance payments consist of payments which relate to the opening of new branch offices, branch relocation, office building renovation, and other advance payments.

Pendapatan masih akan diterima merupakan pendapatan yang berasal dari penerimaan imbalan dari pihak ketiga atas pembayaran listrik, air, telepon, pajak, dan lain-lain melalui Grup.

Accrued revenue represents fees from third parties for electricity, water, telephone, tax, and other payments made through the Group.

Setoran jaminan terdiri dari setoran yang diberikan Grup kepada pihak ketiga sebagai jaminan atas pemakaian jasa atau perizinan yang diberikan oleh pihak ketiga.

Guarantee deposits consist of Group's payment to third parties as collateral on services or license that is delivered by third parties.

16. Liabilitas Segera / 16. Liabilities Immediately Payable

	2024	2023	
Pihak ketiga			**Third parties**
Rupiah:			Rupiah:
Titipan pembayaran dari nasabah	206.931	193.272	Payments from customers
Titipan pajak sebagai bank persepsi	58.957	40.116	Tax collection received as collecting bank
Kiriman uang yang belum direalisasi	38.444	58.017	Unsettled money transfer
Deposit pembukaan rekening	31	3	Deposit for opening accounts
Lain-lain	66.635	136.965	Others
Sub-total	370.998	428.373	Sub-total
Mata uang asing:			**Foreign currencies:**
Kiriman uang yang belum direalisasi	30.059	2.542	Unsettled money transfer
Lain-lain	206	487	Others
Sub-total	30.265	3.029	Sub-total
Total	**401.263**	**431.402**	**Total**

Titipan pembayaran dari nasabah terdiri dari pembayaran kepada beberapa rekanan *payment point*.

Payments from customers consist of payments to several payment points partners.

Lain-lain terdiri dari deposito berjangka yang telah jatuh tempo, setoran jaminan jatuh tempo dan lain-lain.

Others consist of matured time deposits, matured guarantee deposits and others.

17. Giro

a. Berdasarkan pihak

	2024	2023	
Pihak berelasi (Catatan 38)			**Related parties (Note 38)**
Rupiah	2.552	3.080	Rupiah
Mata uang asing	651	6.014	Foreign currencies
Sub-total	3.203	9.094	Sub-total
Pihak ketiga			**Third parties**
Rupiah	5.460.158	2.723.031	Rupiah
Mata uang asing	825.887	445.523	Foreign currencies
Sub-total	6.286.045	3.168.554	Sub-total
Total	**6.289.248**	**3.177.648**	**Total**

Pada tanggal 31 Desember 2024 dan 2023 giro yang berdasarkan pada prinsip perbankan syariah masing-masing sebesar Rp780.039 dan Rp459.743.

Giro yang dijadikan sebagai jaminan atau diblokir oleh Bank pada tanggal 31 Desember 2024 dan 2023, masing-masing sebesar Rp4.231.494 dan Rp753.970.

Giro yang berdasarkan pada prinsip perbankan syariah yang dijadikan sebagai jaminan atas pembiayaan/piutang syariah kepada beberapa debitur pada tanggal 31 Desember 2024 dan 2023, masing-masing sebesar Rp114.521 dan Rp58.280.

b. Berdasarkan mata uang

	2024	2023	
Rupiah	5.462.710	2.726.111	**Rupiah**
Mata uang asing:			**Foreign currencies:**
Dolar Amerika Serikat	795.206	417.845	United States Dollar
Yen Jepang	30.434	32.241	Japanese Yen
Dolar Australia	405	432	Australian Dollar
Euro Eropa	246	262	European Euro
Dolar Singapura	216	722	Singapore Dollar
Poundsterling Inggris	31	35	Great Britain Poundsterling
	826.538	451.537	
Total	**6.289.248**	**3.177.648**	**Total**

c. Tingkat bunga rata-rata per tahun

Giro dalam mata uang asing terdiri dari Dolar Amerika Serikat, Yen Jepang, Dolar Australia, Euro Eropa, Dolar Singapura dan Poundsterling Inggris.

17. Demand Deposits

a. By counterparties

As at December 31, 2024 and 2023, demand deposits under sharia banking principles amounted to Rp780,039 and Rp459,743, respectively.

Demand deposits amounting to Rp4,231,494 and Rp753,970, are pledged as collateral or blocked by the Bank as at December 31, 2024 and 2023, respectively.

Demand deposits under sharia banking principles which used as collateral for sharia financing/receivables granted to debtors as at December 31, 2024 and 2023, amounting to Rp114,521 and Rp58,280, respectively.

b. By currency

c. Average annual interest rates

Demand deposits in foreign currencies consist of United States Dollar, Japanese Yen, Australian Dollar, European Euro, Singapore Dollar and Great Britain Poundsterling.

17. Giro (lanjutan)

c. Tingkat bunga rata-rata per tahun (lanjutan)

Suku bunga rata-rata tertimbang setahun untuk Giro adalah sebagai berikut:

17. Demand Deposits (continued)

c. Average annual interest rates (continued)

The weighted average of interest rate per annum for Demand deposits are as follows:

	2024	2023	
	%	%	
Rupiah	0,12	0,12	Rupiah
Mata uang asing:			**Foreign currencies:**
Dolar Singapura	1,00	0,85	Singapore Dollar
Poundsterling Inggris	0,25	0,25	Great Britain Poundsterling
Dolar Amerika Serikat	0,10	0,10	United States Dollar
Euro Eropa	0,10	0,09	European Euro
Dolar Australia	0,01	0,03	Australian Dollar
Yen Jepang	0,01	0,03	Japanese Yen

18. Tabungan

a. Berdasarkan pihak

18. Savings Deposits

a. By counterparties

	2024	2023	
Pihak berelasi (Catatan 38)			**Related parties (Note 38)**
Rupiah:			Rupiah:
SiAga	44.958	18.130	SiAga
Mata uang asing:			Foreign currencies:
SiAga	302	361	SiAga
	45.260	18.491	
Pihak ketiga			**Third parties**
Rupiah:			Rupiah:
SiAga	5.883.512	6.012.162	SiAga
Mudharabah	356.915	228.658	Mudharabah
Wadiah	248.387	249.284	Wadiah
Kerjasama	196.050	206.692	Kerjasama
Lain-lain	103.788	104.545	Others
Mata uang asing:			Foreign currencies:
SiAga	81.590	53.352	SiAga
	6.870.242	6.854.693	
Total	**6.915.502**	**6.873.184**	**Total**

Pada tanggal 31 Desember 2024 dan 2023, tabungan yang berdasarkan pada prinsip perbankan syariah adalah sebesar Rp607.224 dan Rp477.942.

As at December 31, 2024 and 2023, savings deposits under sharia banking principles amounted to Rp607,224 and Rp477,942, respectively.

Adapun pos tabungan lain-lain terdiri atas produk Tabungan Simple, Tabungan Wokee, Tabungan Haji dan Tabunganku.

Savings-Others consist of some products such as *Tabungan* Simple, *Tabungan Wokee*, *Tabungan Haji* and *Tabunganku*.

Tabungan yang dijadikan sebagai jaminan atau diblokir oleh Bank pada tanggal 31 Desember 2024 dan 2023, masing-masing sebesar Rp2.727.260 dan Rp2.119.864.

Savings deposits which used as collateral or blocked by the Bank as at December 31, 2024 and 2023, amounted to Rp2,727,260 and Rp2,119,864, respectively.

18. Tabungan (lanjutan)

a. Berdasarkan pihak (lanjutan)

Tabungan yang berdasarkan pada prinsip perbankan syariah yang dijadikan sebagai jaminan atas pembiayaan/piutang syariah kepada beberapa debitur pada tanggal 31 Desember 2024 dan 2023, masing-masing sebesar Rp10.638 dan Rp17.305.

b. Berdasarkan mata uang

	2024	2023	
Rupiah	6.833.610	6.819.471	**Rupiah**
Mata uang asing:			**Foreign currencies:**
Dolar Amerika Serikat	80.993	51.876	United States Dollar
Dolar Australia	322	319	Australian Dollar
Euro Eropa	237	1.087	European Euro
Dolar Singapura	234	210	Singapore Dollar
Yen Jepang	99	214	Japanese Yen
Poundsterling Inggris	7	7	Great Britain Poundsterling
Sub-total	81.892	53.713	Sub-total
Total	**6.915.502**	**6.873.184**	**Total**

c. Tingkat bunga rata-rata per tahun

Tabungan dalam mata uang asing terdiri dari Dolar Amerika Serikat, Dolar Australia, Poundsterling Inggris, Euro Eropa, Dolar Singapura dan Yen Jepang.

Suku bunga rata-rata tertimbang setahun untuk tabungan adalah sebagai berikut:

	2024	2023	
	%	%	
Rupiah	0,28	0,16	Rupiah
Mata uang asing:			**Foreign currencies:**
Dolar Singapura	1,00	1,00	Singapore Dollar
Poundsterling Inggris	0,25	0,25	Great Britain Poundsterling
Dolar Amerika Serikat	0,06	0,06	United States Dollar
Euro Eropa	0,10	0,08	European Euro
Dolar Australia	0,01	0,26	Australian Dollar
Yen Jepang	0,01	0,01	Japanese Yen

18. Savings Deposits (continued)

a. By counterparties (continued)

Savings deposits under sharia banking principles which used as collateral to sharia financing/receivables granted to debtors as at December 31, 2024 and 2023, amounted to Rp10,638 and Rp17,305, respectively.

b. By currency

c. Average annual interest rates

Saving deposits in foreign currencies consist of United States Dollar, Australian Dollar, Great Britain Poundsterling, European Euro, Singapore Dollar and Japanese Yen.

The weighted average of interest rate per annum for saving deposits are as follows:

19. Deposito Berjangka

a. Berdasarkan pihak

	2024	2023	
Pihak berelasi (Catatan 38)			**Related parties (Note 38)**
Rupiah	42.412	38.129	Rupiah
Mata uang asing	-	2.182	Foreign currencies
	42.412	40.311	

19. Time Deposits

a. By counterparties

19. Deposito Berjangka (lanjutan) / 19. Time Deposits (continued)

a. Berdasarkan pihak (lanjutan) / a. By counterparties (continued)

	2024	2023	
Pihak ketiga			**Third parties**
Rupiah	30.441.972	31.206.482	Rupiah
Mata uang asing	2.904.024	3.491.518	Foreign currencies
	33.345.996	34.698.000	
Total	**33.388.408**	**34.738.311**	**Total**

Pada tanggal 31 Desember 2024 dan 2023, deposito berjangka yang berdasarkan pada prinsip perbankan syariah masing-masing sebesar Rp5.124.920 dan Rp5.068.360.

As at December 31, 2024 and 2023, time deposits under sharia banking principles amounted to Rp5,124,920 and Rp5,068,360, respectively.

Deposito berjangka yang dijadikan sebagai jaminan atau diblokir oleh Bank pada tanggal 31 Desember 2024 dan 2023, masing-masing sebesar Rp746.766 dan Rp1.035.272.

Time deposits which used as collateral or blocked by the Bank as at December 31, 2024 and 2023, amounted to Rp746,766 and Rp1,035,272, respectively.

Deposito berjangka yang berdasarkan pada prinsip perbankan syariah yang dijadikan sebagai jaminan atas pembiayaan/piutang syariah kepada beberapa debitur pada tanggal 31 Desember 2024 dan 2023, masing-masing sebesar Rp213.364 dan Rp125.717.

Time deposits under sharia banking principles which used as collateral to sharia financing/ receivables granted to debtors as at December 31, 2024 and 2023, amounted to Rp213.364 and Rp125,717, respectively.

b. Berdasarkan mata uang / b. By currency

	2024	2023	
Rupiah	30.484.384	31.244.611	**Rupiah**
Mata uang asing:			**Foreign currencies:**
Dolar Amerika Serikat	2.900.193	3.489.847	United States Dollar
Euro Eropa	2.337	2.376	European Euro
Dolar Australia	801	842	Australian Dollar
Dolar Singapura	693	635	Singapore Dollar
Sub-total	2.904.024	3.493.700	Sub-total
Total	**33.388.408**	**34.738.311**	**Total**

c. Tingkat bunga rata-rata per tahun berdasarkan periode penempatan / c. Average annual interest rate by contract period

	Tingkat bunga rata-rata per tahun (%)/ *Average interest rates per annum (%)*		Nilai nominal/*Nominal value*		
	2024	2023	2024	2023	
	%	%			
Rupiah:					**Rupiah:**
1 bulan	3,43	3,34	8.459.305	8.641.175	1 month
3 bulan	4,22	3,76	11.236.850	8.964.456	3 months
6 bulan	4,59	3,97	6.509.348	7.750.899	6 months
12 bulan	4,61	4,00	4.278.881	5.888.081	12 months
			30.484.384	31.244.611	

19. Deposito Berjangka (lanjutan) / 19. Time Deposits (continued)

c. Tingkat bunga rata-rata per tahun berdasarkan periode penempatan / c. Average annual interest rate by contract period

Mata uang asing:					**Foreign currencies:**
1 bulan	2,69	0,02	1.167.366	990.041	1 month
3 bulan	2,92	0,03	604.989	1.592.250	3 months
6 bulan	3,03	0,04	146.668	120.453	6 months
12 bulan	3,18	0,05	985.001	790.956	12 months
			2.904.024	3.493.700	
Total			**33.388.408**	**34.738.311**	**Total**

d. Berdasarkan sisa umur sampai dengan jatuh tempo / d. By remaining period to maturity

	2024	2023	
Rupiah:			**Rupiah:**
Kurang dari 1 bulan	12.905.002	12.969.924	Less than a month
1 - 3 bulan	10.965.599	9.384.799	1 - 3 months
3 - 6 bulan	4.826.746	6.829.733	3 - 6 months
6 - 12 bulan	1.787.037	2.060.155	6 - 12 months
	30.484.384	31.244.611	
Mata uang asing:			**Foreign currencies:**
Kurang dari 1 bulan	1.730.983	1.022.486	Less than a month
1 - 3 bulan	418.402	1.653.199	1 - 3 months
3 - 6 bulan	37.665	157.656	3 - 6 months
6 - 12 bulan	716.974	660.359	6 - 12 months
	2.904.024	3.493.700	
Total	**33.388.408**	**34.738.311**	**Total**

20. Simpanan Dari Bank Lain / 20. Deposits From Other Banks

a. Berdasarkan mata uang dan jenis / a. By currency and type

	2024	2023	
Pihak berelasi (Catatan 38)			**Related parties (Note 38)**
Rupiah:			Rupiah:
Giro	38.879	913	Demand deposits
Dolar Amerika Serikat:			United States Dollar:
Interbank call money	2.671.770	7.698.500	Interbank call money
Sub-total	2.710.649	7.699.413	Sub-total
Pihak ketiga			**Third parties**
Rupiah:			Rupiah:
Interbank call money	90.000	130.000	Interbank call money
Giro	32.724	14.048	Demand deposits
Deposito berjangka	25.600	21.200	Time deposits
Tabungan	22.213	22.060	Savings deposits
Sub-total	170.537	187.308	Sub-total
Total	**2.881.186**	**7.886.721**	**Total**

20. Simpanan Dari Bank Lain (lanjutan)

a. Berdasarkan mata uang dan jenis (lanjutan)

Pada tanggal 31 Desember 2024 dan 2023, terdapat simpanan dari bank lain yang berdasarkan pada prinsip perbankan syariah masing-masing sebesar Rp107.166 dan Rp180.553.

Pada tanggal 31 Desember 2024 dan 2023, tidak terdapat simpanan dari Bank lain yang dijadikan sebagai jaminan atau diblokir oleh Bank.

20. Deposits From Other Banks (continued)

a. By currency and type (continued)

As at December 31, 2024 and 2023, deposits from other banks under sharia banking principles amounted to Rp107,166 and Rp180,553, respectively.

As at December 31, 2024 and 2023, there were no deposits from other Banks which used collateral or blocked by the Bank.

b. Tingkat bunga rata-rata per tahun

b. Average annual interest rates

	2024	2023	
	%	%	
Rupiah:			**Rupiah:**
Deposito berjangka	3,75	3,55	Time deposits
Interbank call money	6,59	0,48	Interbank call money
Tabungan	1,20	1,19	Savings deposits
Giro	0,90	0,80	Demand deposits
Mata uang asing:			**Foreign currencies:**
Interbank call money	4,91	5,36	Interbank call money
Deposito berjangka	0,00	0,00	Time deposits
Giro	0,00	0,00	Demand deposits

c. Berdasarkan sisa umur sampai dengan saat jatuh tempo

c. Based on their remaining period to maturity

	2024	2023	
Rupiah:			**Rupiah:**
Kurang dari 1 bulan	199.416	179.221	Less than a month
1 bulan - 3 bulan	-	8.000	1 month - 3 months
3 bulan - 12 bulan	10.000	1.000	3 months - 12 months
	209.416	188.221	
Dolar Amerika Serikat:			**United States Dollar:**
Kurang dari 1 bulan	2.671.770	4.465.130	Less than a month
1 bulan - 3 bulan	-	3.233.370	1 month - 3 months
	2.671.770	7.698.500	
Total	**2.881.816**	**7.886.721**	**Total**

21. Pajak Penghasilan

a. Utang pajak

21. Income Tax

a. Taxes payable

	2024	2023	
Pajak penghasilan:			Income tax:
Pasal 23 dan 4(2)	46.685	38.148	Articles 23 and 4(2)
Pasal 26	10.781	12.786	Article 26
Pasal 21	2.150	7.670	Article 21
Pajak pertambahan nilai	1.278	6.006	Value added tax
Lain-lain	9	25	Other
Total	**60.903**	**64.635**	**Total**

21. Pajak Penghasilan / 21. Income Tax

b. Beban pajak penghasilan / b. Income tax expense

2024	2023	
-	-	Beban pajak kini - Bank / Current tax expense - Bank
(3.159)	-	Beban pajak kini - entitas anak / Current tax expense - subsidiaries
(3.159)	-	Total beban pajak kini / Total current tax expense
(1.417.050)	702.789	Manfaat pajak tangguhan - bank / Deferred tax benefit - bank
(4.191)	28.895	Manfaat pajak tangguhan - entitas anak / Deferred tax benefit - subsidiaries
(1.421.241)	731.684	Total manfaat pajak tangguhan / Total deferred tax benefit
(1.424.400)	**731.684**	**Total Manfaat (beban) Pajak Tahun Berjalan / Total Current Year Tax Benefit (expense)**

Rekonsiliasi antara beban pajak penghasilan dengan hasil perkalian rugi akuntansi sebelum pajak penghasilan menggunakan tarif yang berlaku adalah sebagai berikut:

The reconciliation between income tax expense and the loss before income tax multiplied by the enacted tax rate is as follows:

2024	2023	
(4.904.220)	(6.787.387)	Rugi sebelum beban pajak penghasilan dalam laporan laba rugi dan penghasilan komprehensif lain konsolidasian / Loss before income tax expense in the consolidated statement of profit or loss and other comprehensive income
(1.057.532)	573.817	Bagian laba (rugi) bersih entitas anak / Net income (loss) of subsidaries
(5.961.752)	(6.213.570)	Rugi sebelum pajak penghasilan - bank / Loss before income tax - bank
(1.311.586)	(1.366.985)	Manfaat pajak sesuai tarif pajak yang berlaku / Tax benefit based on applicable tax rate
236.917	11.976	Biaya-biaya yang tidak dapat dikurangkan / Non-deductible expenses
(1.136)	(566)	Pendapatan dari investasi reksadana yang tidak dikenakan pajak / Income from mutual fund investment exempted from tax
14.644	34.666	Penyesuaian atas manfaat pajak tangguhan / Adjustment in deferred tax benefit
2.478.211	618.121	Perubahan pajak tangguhan yang tidak diakui / Change in unrecognized deffered tax
1.417.050	(702.789)	
		Beban (manfaat) pajak entitas anak / Tax expense (benefits) of subsidiaries
3.159	-	Kini / Current
4.191	(28.895)	Tangguhan / Deferred
7.350	(28.895)	
1.424.400	**(731.684)**	**Manfaat (beban) pajak Penghasilan - neto / Income (expense) tax benefit - net**

Rekonsiliasi antara rugi sebelum beban pajak penghasilan, seperti yang disajikan dalam laporan laba rugi dan penghasilan komprehensif lain konsolidasian dengan taksiran rugi fiskal pada tanggal 31 Desember 2024 dan 2023 adalah sebagai berikut:

The reconciliation between loss before income tax expense, as shown in the consolidated statement of profit or loss and other comprehensive income and estimated fiscal loss as at December 31, 2024 and 2023, are as follows:

21. Pajak Penghasilan (lanjutan) / 21. Income Tax (continued)

b. Beban pajak penghasilan (lanjutan) / b. Income tax expense (continued)

	2024	2023	
Rugi sebelum beban pajak penghasilan dalam laporan laba rugi dan penghasilan komprehensif lain konsolidasian	(4.904.220)	(6.787.387)	Loss before income tax expense in the consolidated statement of profit or loss and other comprehensive income
Bagian laba (rugi) bersih entitas anak	(1.057.532)	573.817	Net income (expense) of subsidaries
Rugi sebelum pajak penghasilan - bank	(5.961.752)	(6.213.570)	Loss before income tax - bank
Perbedaan tetap:			Permanent differences:
Representasi	5.102	3.707	Representations
Sumbangan dan hadiah	1.146	3.500	Donations and gifts
Aktivitas karyawan	-	250	Employee activities
Reksadana yang tidak dikenakan pajak	(5.167)	(2.576)	Investment exempted from tax
Lain-lain	1.070.646	46.978	Others
Total perbedaan tetap	1.071.727	51.859	Total permanent differences
Perbedaan waktu:			Timing differences:
Cadangan kerugian (pembalikan cadangan):			Provision (reversal of allowance) for impairment losses on:
Kredit yang diberikan dan piutang	(1.551.811)	2.528.696	Loans and receivables
Penyusutan aset tetap	24.220	11.221	Depreciation of fixed assets
Beban untuk kesejahteraan karyawan	(10.655)	(15.103)	Employee service entitlements expense
Cadangan bonus	21.240	19.326	Bonus allowance
Cadangan kerugian penurunan nilai asset yang diambil alih	668.786	204.873	Allowance for impairment losses - foreclosed asset
Cadangan kerugian penurunan nilai flexy pay	-	51.597	Allowance for Impairment losses of flexy pay
Lain-lain	1.979	(23.771)	Others
Total perbedaan waktu	(846.241)	2.776.839	Total timing differences
Rugi fiskal	**(5.736.266)**	**(3.384.872)**	**Fiscal loss**

Kompensasi rugi fiskal yang kemungkinan dapat dimanfaatkan untuk mengurangi penghasilan kena pajak pada masa mendatang adalah sebagai berikut:

The fiscal loss compensation that may potentially be utilized to reduce taxable income in the future is as follows:

	2024	2023	
Kompensasi rugi fiskal			Fiscal loss compensation carry forward
2020	369.207	601.702	2022
2021	473.934	1.969.238	2022
2022	581.934	3.313.868	2022
2023	943.056	3.929.538	2023
2024	1.917.883	-	2024
Total	**4.286.014**	**9.814.346**	**Total**

21. Pajak Penghasilan (lanjutan)

b. Beban pajak penghasilan (lanjutan)

Pada tanggal 31 Desember 2024 dan 2023, Bank tidak mengakui aset pajak tangguhan masing-masing sebesar Rp3.034.040 dan Rp618.121 yang berasal dari rugi fiskal Perusahaan sebesar Rp13.791.092 dan Rp2.809.640 karena manajemen Perusahaan berkeyakinan aset pajak tangguhan tersebut tidak akan dapat digunakan. Rugi fiskal Perusahaan akan kadaluwarsa di tahun 2029 dan 2028.

Rugi fiskal Bank hasil rekonsiliasi di atas telah sesuai dengan SPT Tahunan PPh Badan untuk pelaporan SPT tahun buku 2024 dan 2023.

Pengaruh pajak tangguhan atas beda waktu yang signifikan antara pelaporan komersial dan perpajakan adalah sebagai berikut:

c. Aset (liabilitas) pajak tangguhan

21. Income Tax (continued)

b. Income tax expense (continued)

As at December 31, 2024, and 2023, the Bank did not provide deferred tax asset amounted to Rp3,034,040 and Rp618,121, respectively, originating from the Company's fiscal loss of Rp13,791,092 and Rp2,809,640. The Company’s management believes that these deferred tax assets will not be realizable. The Company's fiscal loss will expire in 2029 and 2028.

The Bank’s fiscal loss, after reconciliation, has been agreed upon in the Bank’s Corporate Annual Tax Return for the fiscal years 2024 and 2023.

The tax effects of significant temporary differences between commercial reporting and tax purposes are as follows:

c. Deferred tax assets (liabilities)

	Saldo Awal 1 Januari/ *Beginning Balance January 1, 2024*	(Dibebankan) Dikreditkan ke Laporan Laba Rugi/ *(Charged) Credit to Profit or Loss*	Dikreditkan ke Ekuitas/ *Credited to equity*	Penyesuaian saldo aset pajak tangguhan/ *Deferred tax asset adjustment*	Saldo Akhir 31 Desember/ *Ending Balance December 31, 2024*	
Aset pajak tangguhan						**Deferred tax assets**
Liabilitas Imbalan kerja	21.136	(2.344)	2.916	-	21.708	Post-employee benefit liability
Cadangan kerugian Kartu kredit	4.749	(1.444)	-	-	3.305	Allowance for credit card
Rugi fiskal	2.159.154	(1.216.232)	-	-	942.922	Fiscal loss
Cadangan kerugian penurunan nilai asset yang diambil alih	45.072	147.133	-	-	192.205	Allowance for impairment losses of foreclosed asset
Cadangan kerugian penurunan nilai kredit yang diberikan dan pembiayaan/ piutang syariah	341.398	(341.398)	-	-	-	Allowance for impairment losses on loans financial assets and sharia financing/receivable
Keuntungan dari perubahan nilai atas instrumen pada nilai wajar melalui penghasilan komprehensif lain	(2.133)	-	6.124	-	3.991	Unrealizd on change in fair value of debt instrument through comprehensive income
Lain-lain	20.903	10.610	-	3.125	34.638	Other
Aset pajak tangguhan	2.590.279	(1.403.675)	9.040	3.125	1.198.769	Deferred tax assets
Liabilitas pajak tangguhan						**Deferred tax liabilities**
Penyusutan aset tetap	6.269	5.328	-	(17.769)	(6.172)	Depreciation of fixed assets
Amortisasi goodwill	(37.732)	(4.059)	-	-	(41.791)	Goodwill amortization
Liabilitas pajak tangguhan	(31.463)	1.269	-	(17.769)	(47.963)	Deferred tax liabilities
Aset pajak tangguhan - Bank - neto	**2.558.816**	**(1.402.406)**	**9.040**	**(14.644)**	**1.150.806**	**Deferred tax assets - Bank - net**
Aset pajak tangguhan - entitas anak - neto	**111.727**	**(4.191)**	**219**	**-**	**107.755**	**Deferred tax assets - subsidiaries - net**
Total	**2.670.543**	**(1.406.597)**	**9.259**	**(14.644)**	**1.258.561**	**Total**

21. Pajak Penghasilan (lanjutan)

c. Aset (liabilitas) pajak tangguhan (lanjutan)

Pengaruh pajak tangguhan atas beda waktu yang signifikan antara pelaporan komersial dan perpajakan adalah sebagai berikut:

21. Income Tax (continued)

c. Deferred tax assets (liabilities) (continued)

The tax effects of significant temporary differences between commercial reporting and tax purposes are as follows:

	Saldo Awal 1 Januari/ *Beginning Balance January 1, 2023*	(Dibebankan) Dikreditkan ke Laporan Laba Rugi/ *(Charged) Credit to Profit or Loss*	Dikreditkan ke Ekuitas/ *Credited to equity*	Penyesuaian saldo aset pajak tangguhan/ *Deferred tax asset adjustment*	Saldo Akhir 31 Desember/ *Ending Balance December 31, 2023*	
Aset pajak tangguhan						**Deferred tax assets**
Liabilitas Imbalan kerja	46.805	(3.323)	(1.415)	(20.931)	21.136	Post-employee benefit liability
Cadangan kerugian Kartu kredit	5.791	(1.042)	-	-	4.749	Allowance for credit card
Penyusutan aset tetap	17.535	2.469		(13.735)	6.269	Depreciation of fixed assets
Rugi fiskal	2.032.604	126.550	-	-	2.159.154	Fiscal loss
Cadangan kerugian penurunan nilai asset yang diambil alih	-	45.072	-	-	45.072	Allowance for impairment losses of foreclosed asset
Cadangan kerugian penurunan nilai kredit yang diberikan dan pembiayaan/ piutang syariah	(214.915)	556.313	-	-	341.398	Allowance for impairment losses on loans financial assets and sharia financing/receivable
Lain-lain	5.428	15.475	-	-	20.903	Other
Aset pajak tangguhan	1.893.248	741.514	(1.415)	(34.666)	2.598.681	Deferred tax assets
Liabilitas pajak tangguhan						**Deferred tax liabilities**
Amortisasi goodwill	(33.673)	(4.059)	-	-	(37.732)	Goodwill amortization
Keuntungan dari perubahan nilai atas instrumen pada nilai wajar melalui penghasilan komprehensif lain	(741)	-	(1.392)	-	(2.133)	Unrealizd on change in fair value of debt instrument through comprehensive income
Liabilitas pajak tangguhan	(34.414)	(4.059)	(1.392)	-	(39.865)	Deferred tax liabilities
Aset pajak tangguhan - Bank - neto	**1.858.834**	**737.455**	**(2.807)**	**(34.666)**	**2.558.816**	**Deferred tax assets - Bank - net**
Aset pajak tangguhan - entitas anak - neto	**83.317**	**28.895**	**(485)**	**-**	**111.727**	**Deferred tax assets - subsidiaries - net**
Total	**1.942.151**	**766.350**	**(3.292)**	**(34.666)**	**2.670.543**	**Total**

d. Administrasi

Undang-undang Perpajakan yang berlaku di Indonesia mengatur bahwa masing-masing entitas dalam Grup menghitung, menetapkan dan membayar sendiri besarnya jumlah pajak yang terutang secara individu. Berdasarkan peraturan perundang-undangan yang berlaku, Direktur Jenderal Pajak (DJP) dapat menetapkan atau mengubah jumlah pajak terutang dalam jangka waktu tertentu. Jangka waktu tersebut adalah lima tahun sejak saat terutangnya pajak.

d. Administrative

The taxation laws of Indonesia require that each company in the Group within Indonesia submits individual tax returns on the basis of self-assessment. Under prevailing regulations the Director General of Tax (DGT) may assess or amend taxes within a certain period. This period is within five years of the time the tax becomes due.

21. Pajak Penghasilan (lanjutan)

e. Pemeriksaan pajak

2018

Pada tanggal 24 Agustus 2023 Bank menerima Surat Ketetapan Pajak Kurang Bayar (SKPKB) atas PPh Badan sebesar Rp27.518, PPh 21 sebesar Rp1.629, PPh 21 Final sebesar Rp314, PPh 23 sebesar Rp169, PPh 26 sebesar Rp67, PPh 4 ayat 2 sebesar Rp932, PPN sebesar Rp9.071, Surat Tagihan Pajak (STP) PPN sebesar Rp596.

Pada tanggal 27 Oktober 2023 Bank mengajukan Keberatan pajak ke Kanwil Wajib Pajak Besar Satu Jakarta atas PPN AYDA sebesar Rp8.000.

Pada tanggal 11 Juli 2024 permohonan Keberatan Pajak Bank ditolak oleh Kanwil Wajib Pajak Besar Satu Jakarta, Bank akan mengajukan Banding Pajak di Pengadilan Pajak.

Pada tanggal 4 Oktober 2024 Bank mengajukan Banding pajak ke Pengadilan Pajak atas PPN AYDA sebesar Rp8.000. Sampai dengan tanggal laporan keuangan konsolidasian diterbitkan, proses keberatan masih berlangsung.

2019

Pada bulan April 2021, Bank telah menerima SKP dan STP atas hasil pemeriksaan seluruh jenis pajak (PPh Badan, *Withholding Tax* dan PPN) untuk tahun pajak 2019.

Pada tanggal 28 April 2021, Direktorat Jenderal Pajak menerbitkan Surat Ketetapan Pajak Lebih Bayar (SKPLB) atas lebih bayar PPN Dalam Negeri masa Pajak 2019 sebesar Rp58.927. Pemberian kelebihan pembayaran pajak tersebut diperhitungkan dengan utang pajak dan/atau pajak yang akan terutang sebesar Rp23.843. Pada tanggal 23 Agustus 2021 Bank telah menerima Lebih Bayar PPN Dalam Negeri sebesar Rp35.084.

21. Income Tax (continued)

e. Tax assessments

2018

On August 24, 2023 the Bank received Tax Assessment Letter for Underpayment (SKPKB) on Corporate Income Tax of Rp27,518, Withholding Tax art 21 of Rp1,629, Withholding Tax art 21 Final of Rp314, Withholding Tax art 23 of Rp169, Withholding Tax art 26 of Rp67, Withholding Tax art 4(2) of Rp932, VAT of Rp9,071, Tax Assessment Letter (STP) VAT of Rp596.

On October 27, 2023, the Bank filed a tax objection to the Regional Office of Large Taxpayers One Jakarta on VAT of AYDA for Rp8,000.

On July 11, 2024, the Bank's Tax Objection request was rejected by the Regional Taxpayer Office of Jakarta, the Bank will file a Tax Appeal at the Tax Court.

On October 4, 2024, the Bank filed a tax appeal to the Tax Court on the VAT of AYDA amounting to Rp8,000. As of the date the consolidated financial statements were published, the objection process was still ongoing.

2019

On April 2021, the Bank has received SKP and STP for the results of the examination of all types of taxes (Corporate Income Tax, *Withholding Tax* and VAT) for the 2019 fiscal year.

On April 28, 2021, the Directorate General of Taxes issued an Overpayment Tax Assessment Letter (SKPLB) on the overpayment of Domesctic VAT for the 2019 fiscal year amounting to Rp58,927. The tax overpayment is calculated with the tax payable and/or taxes that will be payable amounting to Rp23,843. On August 23, 2021 the Bank has received the Domestic VAT Overpayment amounted to Rp35,084.

21. Pajak Penghasilan (lanjutan)

e. Pemeriksaan pajak (lanjutan)

2019 (lanjutan)

Bank menerima Surat Ketetapan Pajak Kurang Bayar (SKPKB) dan Surat Tagihan Pajak (STP) atas Pajak Penghasilan (PPh) Pasal 21, Pasal 23, Pasal 26, Pasal 4 ayat 2, dan PPN untuk tahun pajak 2019 dengan total keseluruhan sebesar Rp75.270. Bank tidak menyetujui dan sedang mengajukan keberatan SKPKB atas PPN sebesar Rp45.558. Seluruh SKPKB dan STP, baik yang disetujui maupun yang tidak disetujui telah dilunasi oleh Bank. Pembayaran atas SKPKB yang diajukan Keberatan dicatat sebagai Uang Muka. Sampai dengan tanggal laporan keuangan konsolidasian diterbitkan, proses keberatan masih berlangsung.

Pada tanggal 30 Juni 2022 permohonan Keberatan PPN bank ditolak.

Pada tanggal 26 Agustus 2022 bank mengajukan banding ke Pengadilan Pajak. Pada tanggal 8 Agustus 2023 permohonan Banding PPN Bank dikabulkan majelis hakim, pada tanggal 12 September 2023 Bank telah menerima pengembalian PPN AYDA sebesar Rp45.818 dan dilakukan pemotongan atas utang Pemeriksaan Pajak Tahun Pajak 2018 sebesar Rp13.519.

Pada tanggal 9 November 2023 DJP mengajukan Peninjauan Kembali ke Mahkamah Agung. Pada tanggal 14 Juni 2024 Mahkamah Agung menolak pengajuan Peninjauan Kembali DJP untuk Masa Pajak Januari, Februari, Maret, April, Mei, Juli, Agustus, September, Oktober, November dan Desember, sedangkan untuk masa pajak Juni Bank masih belum menerima putusan tersebut. Bank telah menyelesaikan Uang Muka Pajak untuk sengketa tersebut pada 23 Desember 2024.

2020

Pada tanggal 22 April 2022 bank menerima SKPLB PPh Badan sebesar Rp15.160, SKPKB PPh 21 sebesar Rp545, SKPKB PPh 21 Final sebesar Rp428, SKPKB PPh 23 sebesar Rp2.127, SKPKB PPh 26 sebesar Rp680, SKPKB PPh Pasal 4(2) sebesar Rp734, SKPKB PPN Dalam Negeri sebesar Rp22.031, SKPKB PPN Luar Negeri sebesar Rp48, dan STP PPN Dalam Negeri sebesar Rp1.558.

Pada 21 November 2023 Bank menerima pengembalian pajak sebesar Rp15.159 dikompensasikan untuk SKPKB dan STP sebesar Rp13.453, sehingga pengembalian pajak yang diterima bank sebesar Rp1.706.

21. Income Tax (continued)

e. Tax assessments (continued)

2019 (continued)

The Bank receives an Underpaid Tax Assessment Letter (SKPKB) and a Tax Collection Letter (STP) on Income Tax (PPh) Article 21, Article 23, Article 26, Article 4 paragraph 2, and VAT for the 2019 fiscal year with a total of Rp75,270. The Bank did not approve and submitted an objection to the SKPKB on VAT amounted to Rp45,558. All SKPKB and STP, both approved and disapproved, have been paid by the Bank. Payments for it, was recorded as Advanced payment. Until the date of these consolidated financial statements' released, the objection is still ongoing.

On June 30, 2022, the Bank VAT Objection application is rejected.

On August 26, 2022 the bank filed an appeal to the Tax Court. On August 8, 2023 the Bank's VAT appeal was granted by the panel of judges, on September 12, 2023 the Bank received a refund of VAT on AYDA amounting to Rp45,818 and deductions were made from the 2018 Tax Audit debt of Rp13,519.

On November 9, 2023 the DGT filed a Judicial Review to the Supreme Court. On June 14, 2024 the Supreme Court rejected the DGT's reconsideration for the January, February, March, April, May, July, August, September, October, November and December tax periods, while for the June tax period the Bank has not yet received the decision. The Bank has settled the tax advance payment for the dispute on December 23, 2024.

2020

On April 22, 2022 the Bank received SKPLB for a corporate income tax amounted to Rp15,160, SKPKB Art 21 amounted to Rp545, SKPKB Art 21 Final amounted to Rp428, SKPKB Art 23 amounted to Rp2,127, SKPKB Art 26 amounted to Rp680, SKPKB Art 4(2) amounted to Rp734, SKPKB VAT amounted to Rp22,031, SKPKB foreign VAT amounted to Rp48, and VAT STP amounted to Rp1,558.

On November 21, 2023 the Bank received a tax refund amounting to Rp15,159, which was deducted for SKPKB and STP amounted to Rp13,453, so that the tax refund received by the bank amounted to Rp1,706.

21. Pajak Penghasilan (lanjutan)

e. Pemeriksaan pajak (lanjutan)

2020 (lanjutan)

Atas SKPKB PPN AYDA Bank mengajukan keberatan sebesar Rp18.042, tanggal 21 Juni 2022. Pada tanggal 30 Desember 2022 permohonan Keberatan PPN Bank ditolak. Pada tanggal 06 April 2023, Bank mengajukan banding ke Pengadilan Pajak.

Pada tanggal 17 Oktober 2023, permohonan Banding Bank dikabulkan majelis hakim, pada tanggal 23, 24 dan 27 November 2023. Bank telah menerima pengembalian PPN AYDA sebesar Rp16.712 dan tanggal 1 Maret 2024 sebesar Rp1.328 dan dikompensasikan atas utang Pajak Cabang sebesar Rp1,4.

Pada tanggal 23 Januari 2024 DJP mengajukan Peninjauan Kembali ke Mahkamah Agung, pada tanggal 24 Juli 2024, 02 Oktober 2024, 29 Oktober 2024, dan 12 Desember 2024 permohonan DJP ditolak oleh Mahkamah Agung (putusan Mahkamah Agung untuk masa pajak Januari, Maret, April, Mei, Juni, September, dan Desember) untuk sisa masa pajak lainnya masih belum ada putusan.

2021

Pada tanggal 18 Desember 2023 Bank menerima Surat Pemeriksaan Pajak untuk seluruh jenis pajak dari KPP Wajib Pajak Besar Satu dengan nomor surat: S-1576/KPP.1901/2023.

Pada tanggal 11 November 2024 Bank menerima surat ketetapan pajak (SKP) dan surat tagihan pajak (STP) atas SKPKB PPh pasal 21 sebesar Rp156,-, SKPKB PPh pasal 23 sebesar Rp576,-, SKPKB PPh pasal 26 sebesar Rp668,-, SKPKB PPh pasal 4 ayat 2 sebesar Rp164,-, SKPKB PPN yang disetujui sebesar Rp846,-, dan SKPKB PPN yang tidak disetujui sebesar Rp13.473,- STP PPN sebesar Rp1.005,-, dan SKPKB PPN JLN sebesar Rp145.

Pada tanggal 13 Desember 2024 Bank telah menyampaikan surat Keberatan ke Kanwil Wajib Pajak Besar Satu atas sengketa PPN AYDA sebesar Rp13.473.

2022

Pada tanggal 11 Desember 2024 Bank menerima Surat Pemeriksaan Pajak untuk seluruh jenis pajak dari KPP Wajib Pajak Besar Satu dengan nomor surat: S-775/RIKSIS/KPP.1901/2024. Pada tanggal 31 Desember 2024 telah dilakukan kick-off Pemeriksaan Pajak di KPP Wajib Pajak Besar Satu Jakarta

21. Income Tax (continued)

e. Tax assessments (continued)

2020 (continued)

On the SKPKB VAT AYDA the Bank submitted to tax objection amounting to Rp18,042, on June 21, 2022. On December 30, 2022, the Bank VAT Objection application is rejected. On April 06, 2023 the Bank submit it to appeal to Tax Court.

On October 17, 2023, the Bank's appeal request was granted by the panel of judges, on November 23, 24 and 27, 2023. The Bank received a refund of AYDA VAT amounting to Rp16,712 and on March 1, 2024 amounting to Rp1,328 and compensation for the Branch Tax debt amounting to Rp1.4.

On January 23, 2024 the DGT filed a Judicial Review to the Supreme Court, On July 24, 2024 October 02, 2024, October 29, 2024, December 12, 2024 the DGT's application was rejected by the Supreme Court (the Supreme Court's decision for the January, March, April, May, June, September, and December tax periods) there has been no decision for the remaining tax periods.

2021

On December 18, 2023, the Bank received a Tax Audit Letter for all taxes from the Tax Office of Large Taxpayer One with letter number: S-1576/KPP.1901/2023.

On November 11, 2024 the Bank received a tax assessment letter (SKP) and tax invoice letter (STP) for SKPKB of Income Tax Article 21 amounting to Rp156, SKPKB of Income Tax Article 23 amounting to Rp576, SKPKB of Income Tax Article 26 amounting to Rp.668, SKPKB Income Tax Article 4 paragraph 2 amounting to Rp164, approved SKPKB VAT amounting to Rp846, and unapproved SKPKB VAT amounting to Rp13,473, STP VAT amounting to Rp1,005, and SKPKB VAT JLN amounting to Rp145.

On December 13, 2024 the Bank has submitted an objection letter to the Regional Office of Large Taxpayers One on the dispute of VAT AYDA amounting to Rp13,473.

2022

On December 11, 2024, the Bank received a Tax Audit Letter for all taxes from the Tax Office of Large Taxpayer One with letter number: S-775/RIKSIS/KPP.1901/2024. On December 31, 2024, a tax audit kick-off was conducted at the Jakarta Large Taxpayer One Tax Office.

22. Surat Berharga yang Dijual dengan Janji Dibeli Kembali

Surat berharga yang dijual dengan janji dibeli kembali pada tanggal 31 Desember 2024 dan 2023 terdiri dari:

22. Marketable Securities Sold with Agreements to Repurchase

Marketable securities sold with agreements to repurchase as at December 31, 2024 and 2023 are as follow:

	31 Desember/*December 31*, 2024						
	Jangka waktu/ *Period*	**Tanggal dimulai/ *Start date***	**Tanggal jatuh tempo/ *Due date***	**Suku bunga/ *Interest rate***	**Harga beli kembali/ *Repurchase price***	**Bunga belum diamortisasi/ *Unamortized interest***	**Nilai neto/ Net *Value***
Pihak ketiga/*Third parties*							
Rupiah:							
Bank Indonesia							
Obligasi Pemerintah/ *Government Bonds*							
-Seri/*Series*	7 hari/	30 Des. 2024/	6 Jan. 2025/				
FR0085	*7 days*	*Dec. 30, 2024*	*Jan. 6, 2025*	6,25%	680.996	(709)	680.287
-Seri/*Series*	7 hari/	30 Des. 2024/	6 Jan. 2025/				
FR0068	*7 days*	*Dec. 30, 2024*	*Jan. 6, 2025*	6,25%	516.949	(538)	516.411
-Seri/*Series*	21 hari/	20 Des. 2024/	10 Jan. 2025/				
FR0071	*21 days*	*Dec. 20, 2024*	*Jan. 10, 2025*	6,60%	262.391	(479)	261.912
-Seri/*Series*	7 hari/	30 Des. 2024/	6 Jan. 2025/				
FR0073	*7 days*	*Dec. 30, 2024*	*Jan. 6, 2025*	6,25%	204.115	(212)	203.903
-Seri/*Series*	7 hari/	30 Des. 2024/	6 Jan. 2025/				
FR0064	*7 days*	*Dec. 30, 2024*	*Jan. 6, 2025*	6,25%	186.267	(194)	186.073
-Seri/*Series*	14 hari/	19 Des. 2024/	2 Jan. 2025/				
IDSR210325364S	*14 days*	*Dec. 19, 2024*	*Jan. 2, 2025*	6,45%	49.258	(18)	49.240
-Seri/*Series*	14 hari/	20 Des. 2024/	3 Jan. 2025/				
FR0058	*14 days*	*Dec. 20, 2024*	*Jan. 3, 2025*	6,45%	24.841	(13)	24.828
-Seri/*Series*	14 hari/	24 Des. 2024/	7 Jan. 2025/				
FR0073	*14 days*	*Dec. 24, 2024*	*Jan. 7, 2025*	6,45%	10.242	(13)	10.229
-Seri/*Series*	14 hari/	19 Des. 2024/	2 Jan. 2025/				
FR0073	*14 days*	*Dec. 19, 2024*	*Jan. 2, 2025*	6,45%	10.238	(4)	10.234
-Seri/*Series*	7 hari/	30 Des. 2024/	6 Jan. 2025/				
PBS012	*7 days*	*Dec. 30, 2024*	*Jan. 6, 2025*	6,25%	627.301	(653)	626.648
-Seri/*Series*	7 hari/	30 Des. 2024/	6 Jan. 2025/				
PBS022	*7 days*	*Dec. 30, 2024*	*Jan. 6, 2025*	6,25%	427.987	(445)	427.542
-Seri/*Series*	7 hari/	30 Des. 2024/	6 Jan. 2025/				
PBS005	*7 days*	*Dec. 30, 2024*	*Jan. 6, 2025*	6,25%	232.373	(242)	232.131
-Seri/*Series*	7 hari/	30 Des. 2024/	6 Jan. 2025/				
SUKBI260225090	*7 days*	*Dec. 30, 2024*	*Jan. 6, 2025*	6,25%	152.084	(185)	151.899
-Seri/*Series*	7 hari/	30 Des. 2024/	6 Jan. 2025/				
SUKBI260225090A	*7 days*	*Dec. 30, 2024*	*Jan. 6, 2025*	6,25%	152.084	(185)	151.899
-Seri/*Series*	7 hari/	30 Des. 2024/	6 Jan. 2025/				
SUKBI040725364	*7 days*	*Dec. 30, 2024*	*Jan. 6, 2025*	6,25%	103.845	(126)	103.719
-Seri/*Series*	7 hari/	30 Des. 2024/	6 Jan. 2025/				
SUKBI070325273	*7 days*	*Dec. 30, 2024*	*Jan. 6, 2025*	6,25%	52.162	(63)	52.099
-Seri/*Series*	7 hari/	30 Des. 2024/	6 Jan. 2025/				
SUKBI031025364	*7 days*	*Dec. 30, 2024*	*Jan. 6, 2025*	6,25%	50.886	(62)	50.824
Total					**3.744.019**	**(4.141)**	**3.739.878**

	31 Desember/*December 31*, 2023						
	Jangka waktu/ *Period*	**Tanggal dimulai/ *Start date***	**Tanggal jatuh tempo/ *Due date***	**Suku bunga/ *Interest rate***	**Harga beli kembali/ *Repurchase price***	**Bunga belum diamortisasi/ *Unamortized interest***	**Nilai neto/ Net *Value***
Pihak ketiga/*Third parties*							
Rupiah:							
Bank Indonesia							
Obligasi Pemerintah/ *Government Bonds*							
-Seri/*Series*	7 hari/	29 Des. 2023/	5 Jan. 2024/				
SUKBI280224091	*7 days*	*Dec. 29, 2023*	*Jan. 5, 2024*	6,25%	103.680	(126)	103.554
-Seri/*Series*	7 hari/	29 Des. 2023/	5 Jan. 2024/				
SUKBI150224092	*7 days*	*Dec. 29, 2023*	*Jan. 5, 2024*	6,25%	52.475	(64)	52.411
-Seri/*Series*	7 hari/	29 Des. 2023/	5 Jan. 2024/				
SUKBI030524182	*7 days*	*Dec. 29, 2023*	*Jan. 5, 2024*	6,25%	63.743	(77)	63.666
Total					**219.898**	**(267)**	**219.631**

23. Pinjaman yang Diterima / 23. Borrowings

	2024	2023	
Pihak berelasi			**Related parties**
Rupiah:			Rupiah:
KB Kookmin Bank Co., Ltd, Singapura	3.557.175	3.544.886	KB Kookmin Bank Co., Ltd, Singapore
KB Kookmin Bank Co., Ltd, Hong Kong	3.000.000	3.000.000	KB Kookmin Bank Co., Ltd, Hong Kong
Sub-total	6.557.175	6.544.886	Sub-total
Pihak ketiga			**Third parties**
Rupiah:			Rupiah:
PT Bank Danamon Indonesia Tbk	1.500.000	720.000	PT Bank Danamon Indonesia Tbk
International Finance Corporation	888.886	885.301	International Finance Corporation
PT Bank Oke Indonesia Tbk	94.895	-	PT Bank Oke Indonesia Tbk
PT Bank Tabungan Negara (Persero) Tbk	49.780	49.780	PT Bank Tabungan Negara (Persero) Tbk
Badan Layanan Umum Pusat Pembiayaan Perumahan	13.486	18.681	Badan Layanan Umum Pusat Pembiayaan Perumahan
BPJS Ketenagakerjaan	5.284	6.538	BPJS Ketenagakerjaan
PT Sarana Multigriya Finansial (Persero)	-	228.301	PT Sarana Multigriya Financial (Persero)
PT Bank Central Asia Tbk	-	2.000.000	PT Bank Central Asia Tbk
	2.552.331	3.908.601	
Dolar Amerika Serikat:			United States Dollar:
The Korea Development Bank Singapura	4.811.138	-	The Korea Development Bank Singapore
PT Bank Danamon Indonesia Tbk	-	1.231.760	PT Bank Danamon Indonesia Tbk
Agence Francaise de Developpement	-	19.245	Agence Francaise de Developpement
	4.811.138	1.251.005	
Sub-total	7.363.469	5.159.606	Sub-total
Total	**13.920.644**	**11.704.492**	**Total**

a. PT Bank Tabungan Negara (Persero) Tbk

Akun ini merupakan fasilitas Rekening Dana Investasi (RDI). Dana atas fasilitas ini diterima oleh Bank dari Pemerintah melalui PT Bank Tabungan Negara (Persero) Tbk selaku koordinator Bank yang digunakan untuk pembiayaan Kredit Pemilikan Rumah-Rumah Sangat Sederhana (KPR-RSS) dan Kredit Pemilikan Rumah Sederhana (KPR-RS). Penyaluran pembiayaan oleh PT Bank Tabungan Negara (Persero) Tbk terbagi menjadi 3 tahun anggaran, 1999, 2000 dan 2001.

i. Berdasarkan perjanjian tahun anggaran 1999/2000, No. 07/PKS/DIR/2000 tanggal 8 Februari 2000, maksimum jumlah pinjaman yang diterima sebesar Rp16.960.481.512.

a. PT Bank Tabungan Negara (Persero) Tbk

This account represents investment funds account (Rekening Dana Investasi or RDI). This fund facility was received by the Bank from the Government through PT Bank Tabungan Negara (Persero) Tbk as the coordinator bank was used to finance Very Simple Housing Loans (KPR-RSS) and Simple Housing Loan (KPR-RS). Fund disbursements provided by PT Bank Tabungan Negara (Persero) Tbk are divided into 3 fiscal years, 1999, 2000 and 2001.

i. Based on agreement for Fiscal Year 1999/2000, No. 07/PKS/DIR/2000 dated February 8, 2000, the maximum amount of fund borrowing amounted to Rp16,960,481,512.

23. Pinjaman yang Diterima (lanjutan)

a. PT Bank Tabungan Negara (Persero) Tbk (lanjutan)

ii. Berdasarkan perjanjian tahun anggaran 2000, No. 21/PKS/DIR/2001 tanggal 22 Februari 2001 maksimum jumlah pinjaman yang diterima sebesar Rp20.703.980.143.

iii. Berdasarkan perjanjian tahun anggaran 2001, No. 51/PKS/DIR/2001 tanggal 2 November 2001 maksimum jumlah pinjaman yang diterima sebesar Rp19.575.642.000.

Untuk tahun-tahun yang berakhir 31 Desember 2024 dan 2023, saldo pinjaman ini masing-masing sebesar Rp49.780 dan belum ada pembayaran kembali sejak tahun 2004.

b. PT Sarana Multigriya Finansial (Persero)

Berdasarkan akta No. 127/PP/SMF-BKP/VIII/2019 tanggal 29 Agustus 2019, Bank mendapatkan penambahan fasilitas pinjaman *refinancing* Kredit Pemilikan Rumah (KPR) dengan jangka waktu pinjaman sampai dengan 29 Agustus 2024 dan dikenakan tingkat bunga 8,6% per tahun.

Pada tanggal 19 Agustus 2024, fasilitas ini telah dilunasi dan tidak diperpanjang.

Berdasarkan akta No. 141/PP/SMF-BKP/IX/2019 tanggal 27 September 2019, Bank mendapatkan penambahan fasilitas pinjaman *refinancing* Kredit Pemilikan Rumah (KPR) dengan jangka waktu pinjaman sampai dengan 27 September 2024 dan dikenakan tingkat bunga 8,5% per tahun.

Bank memberikan jaminan berupa fidusia aset atas keuangan KPR, yaitu tagihan/piutang yang akan ada saat ini dan/atau akan ada di kemudian hari yang diperoleh dari penerbitan KPR, termasuk hak agunan yang melekat padanya.

Selama periode perjanjian kredit, tidak ada hal-hal yang dipersyaratkan atau tidak boleh dilakukan oleh Bank terkait dengan perjanjian pinjaman yang diterima dari PT Sarana Multigriya Finansial (SMF).

Untuk tahun-tahun yang berakhir 31 Desember 2024 dan 2023, total pembayaran yang dilakukan atas pokok kepada SMF masing-masing sebesar Rp228.301 dan Rp198.299.

Untuk tahun-tahun yang berakhir 31 Desember 2024 dan 2023, total pembayaran yang dilakukan atas bunga kepada SMF masing-masing sebesar Rp17.857 dan Rp25.858.

23. Borrowings (continued)

a. PT Bank Tabungan Negara (Persero) Tbk (continued)

ii. Based on agreement for fiscal year 2000, No. 21/PKS/DIR/2001 dated February 22, 2001, the maximum amount of fund borrowing amounted to Rp20,703,980,143.

iii. Based on agreement for fiscal year 2001 No. 51 PKS/DIR/2001 dated November 02, 2001, the maximum amount of fund borrowing amounted to Rp19,575,642,000.

For the years ended December 31, 2024 and 2023, the outstanding balance of this borrowing amounted to Rp49,780, whereas no payments have been made since 2004.

b. PT Sarana Multigriya Finansial (Persero)

Based on deed No. 127/PP/SMF-BKP/VIII/2019 dated August 29, 2019, the Bank received additional borrowing facility for refinancing Housing Loan Facilities with a loan term until August 29, 2024 and bears an interest rate of 8.6% per annum.

On August 19, 2024, this facility has been paid and not extended.

Based on deed No. 141/PP/SMF-BKP/IX/2019 dated September 27, 2019, the Bank received an additional borrowing facility for refinancing Housing Loan Facilities with a loan term until September 27, 2024 and bears an interest rate of 8.5% per annum.

The Bank provides collateral in form of fiduciary of Housing Loan Facilities, that is bills/receivables that will exist at this time and/or will be available later obtained from the issuance of the Housing Loan Facilities, including the collateral rights attached to them.

During the period of the credit agreement, there is no requirement or prohibitions that should be fulfilled by the Bank in relation to the loan agreement received from PT Sarana Multigriya Finansial (SMF).

For the years ended December 31, 2024 and 2023, the total payments made for the principal to SMF amounted to Rp228,301 and Rp198,299, respectively.

For the years ended December 31, 2024 and 2023, the total payments made for the interest to SMF amounted to Rp17,857 and Rp25,858, respectively.

23. Pinjaman yang Diterima (lanjutan)

c. Badan Layanan Umum Pusat Pembiayaan Perumahan

Berdasarkan akta No. 106/SK.9/HK.02.04/ 12/2012 dan PKO. 1846/DIR-GMBM/XII/2012 tanggal 26 Desember 2012, fasilitas pinjaman yang diberikan dalam rangka menyalurkan dan mendistribusikan pinjaman Fasilitas Likuiditas Pembiayaan Perumahan kepada Bank yang sasarannya untuk menurunkan tingkat suku bunga Kredit Pemilikan Rumah (KPR) bagi kelompok berpenghasilan rendah dan masyarakat berpenghasilan menengah bawah. Jangka waktu fasilitas ini adalah sampai dengan 31 Desember 2028.

Tingkat bunga pinjaman adalah sebesar 0,5% per tahun. Pembayaran angsuran dilakukan setiap bulan selama 20 tahun sejak tanggal pencairan.

Selama periode perjanjian kredit, tidak ada hal-hal yang dipersyaratkan atau tidak boleh dilakukan oleh Bank terkait dengan perjanjian pinjaman yang diterima dari Badan Layanan Umum Pusat Pembiayaan Perumahan (BLUP3).

Untuk tahun-tahun yang berakhir 31 Desember 2024 dan 2023, total pembayaran yang dilakukan atas pokok kepada BLUP3 masing-masing sebesar Rp5.195 dan Rp5.620.

Untuk tahun-tahun yang berakhir 31 Desember 2024 dan 2023, pembayaran yang dilakukan atas masing-masing bunga kepada BLUP3 masing-masing sebesar Rp91 dan Rp120.

d. BPJS Ketenagakerjaan

Bank memperoleh fasilitas pinjaman terkait Kredit Pemilikan Rumah (KPR) berdasarkan perjanjian No. PER/47/022011 dan PKS. 109/DIR-GMBM/11/2011 tanggal 16 Februari 2011. Fasilitas pinjaman ini diberikan oleh BPJS Ketenagakerjaan (dahulu PT Jamsostek (Persero)) terkait pemberian fasilitas Kredit Pemilikan Rumah (KPR) bagi peserta Jamsostek melalui Bank yang digunakan untuk membantu pembelian rumah dengan dukungan fasilitas Pinjaman Uang Muka Perumahan-Kerja Sama Bank (PUMP-KB).

23. Borrowings (continued)

c. Badan Layanan Umum Pusat Pembiayaan Perumahan

Based on deed No. 106/SK.9/HK.02.04/12/2012 and PKO. 1846/DIR-GMBM/XII/2012 dated December 26, 2012, this borrowing facility is intended to re-lend and distribute Housing Financing Liquidity Facility for the Bank whose target is to reduce housing loan interest rate for low income and lower middle income community. Term of the facility is until December 31, 2028.

The interest rate of the borrowing is 0.5% per annum. Installment shall be made every month in 20 years after drawdown date.

During the period of the credit agreement, there is no requirement or prohibitions that should be fulfilled by the Bank in relation to the loan agreement received from Badan Layanan Umum Pusat Pembiayaan Perumahan (BLUP3).

For the year ended December 31, 2024 and 2023, the total payments made for the principal to BLUP3 amounted to Rp5,195 and Rp5,620, respectively.

For the years ended December 31, 2024 and 2023, the total payments made for the interest to BLUP3 amounted to Rp91 and Rp120, respectively.

d. BPJS Ketenagakerjaan

The Bank received borrowing facility in relation with Housing Loan Facilities based on deed No. PER/47/022011 and PKS. 109/DIR-GMBM/11/2011 dated February 16, 2011. The borrowing facility obtained from BPJS Ketenagakerjaan (formerly PT Jamsostek (Persero)) in relation with Housing Loan Facilities for Jamsostek members through the Bank to assist them in purchasing houses with support from Housing Advance Loan-Cooperation with (PUMP-KB) Bank facility.

23. Pinjaman yang Diterima (lanjutan)

d. BPJS Ketenagakerjaan (lanjutan)

Penyaluran dana akan dilakukan secara bertahap sesuai dengan kebutuhan penyaluran kredit. Jangka waktu fasilitas ini adalah sampai dengan 31 Desember 2028 dengan tingkat bunga 2% per tahun. Pembayaran pokok dilakukan setiap bulan selama 10 tahun sejak tanggal pencairan.

Selama periode perjanjian kredit, tidak ada hal-hal yang dipersyaratkan atau tidak boleh dilakukan oleh Bank terkait dengan perjanjian pinjaman yang diterima dari BPJS Ketenagakerjaan.

Untuk tahun-tahun yang berakhir 31 Desember 2024 dan 2023, total pembayaran yang dilakukan atas pokok kepada BPJS Ketenagakerjaan masing-masing sebesar Rp1.254 dan Rp1.182.

Untuk tahun-tahun yang berakhir 31 Desember 2024 dan 2023, total pembayaran yang dilakukan atas bunga kepada BPJS Ketenagakerjaan adalah sebesar Rp130 dan Rp154.

e. Agence Francaise de Developpement

Fasilitas pinjaman yang diberikan ini adalah dalam rangka menyalurkan dan mendistribusikan pinjaman untuk membiayai proyek-proyek energi terbarukan dengan fokus utama pada proyek-proyek tenaga air, proyek energi panas bumi dan proyek biomasa, berdasarkan perjanjian NºCID 1036 OI E pada tanggal 11 Februari 2014. Jangka waktu fasilitas ini adalah sampai dengan 11 Februari 2024 dengan tingkat bunga pinjaman adalah sebesar 4,78% per tahun. Pembayaran bunga dilakukan setiap 6 (enam) bulanan yang dimulai pada tanggal 11 Februari 2015. Sedangkan, pembayaran pokok dilakukan setiap 6 (enam) bulanan yang dimulai pada tanggal 11 Agustus 2018.

Untuk tahun-tahun yang berakhir 31 Desember 2024 dan 2023, total pembayaran yang dilakukan atas pokok kepada AFD masing-masing sebesar USD1.250.000 (angka penuh) (Rp19.245) dan USD2.500.000 (angka penuh) (Rp39.133).

23. Borrowings (continued)

d. BPJS Ketenagakerjaan (continued)

Fund distribution will be done in phases based on loan granting needs. The term of this facility is up to December 31, 2028 with interest rate of 2% per annum. The principal shall be made every month in 10 years after drawdown date.

During the period of the credit agreement, there is no requirement or prohibitions that should be fulfilled by the Bank in relation to the loan agreement received from BPJS Ketenagakerjaan.

For the years ended December 31, 2024 and 2023, the total payments made for the principal to BPJS Ketenagakerjaan amounted to Rp1,254 and Rp1,182, respectively.

For the years ended December 31, 2024 and 2023, the total payments made for the interest to BPJS Ketenagakerjaan amounted to Rp130 and Rp154, respectively.

e. Agence Francaise de Developpement

This borrowing facility is intended to re-lent and distributed fund to finance renewable energy projects, with a specific focus on hydropower projects, geothermal energy projects and biomass projects, based on agreement NºCID 1036 OI E dated February 11, 2014. This facility has a maximum period until February 11, 2024 with interest rate at 4.78% per annum. Interest payment is made every 6 (six) months starting from February 11, 2015. Meanwhile, principal made every 6 (six) months starting from August 11, 2018.

For the years ended December 31, 2024 and 2023, the total payments made for the principal to AFD were USD1,250,000 (full amount) (Rp19,245) and USD2,500,000 (full amount) (Rp39,133), respectively.

23. Pinjaman yang Diterima (lanjutan)

e. Agence Francaise de Developpement (lanjutan)

Untuk tahun-tahun yang berakhir 31 Desember 2024 dan 2023, total pembayaran yang dilakukan atas bunga pinjaman kepada AFD masing-masing sebesar USD30.539 (angka penuh) (Rp493) dan USD151.699 (angka penuh) (Rp2.342).

Pada tanggal 2 Februari 2024 Bank telah melakukan pelunasan atas fasilitas ini dan tidak melakukan perpanjangan.

f. PT Bank Central Asia Tbk (BCA)

Pada tanggal 9 Desember 2021, berdasarkan Akta No. 01 oleh Notaris Veronica Sandra Irawaty Purnadi, S.H., Bank telah memeroleh fasilitas kredit berupa fasilitas *Term Loan Revolving 1* (TLR-1) sebesar Rp1.000.000, dengan suku bunga sebesar 4,95% dan berlaku hingga 9 Desember 2022. Fasilitas ini digunakan untuk membiayai modal kerja Bank. Pokok akan dibayarkan pada saat jatuh tempo sedangkan pembayaran bunga akan dibayarkan setiap bulan.

Pada tanggal 12 Agustus 2022, berdasarkan Akta No. 08, Perubahan Pertama Atas Perjanjian Kredit oleh Notaris Veronica Sandra Irawaty Purnadi, S.H., Bank memperoleh fasilitas kredit tambahan yaitu fasilitas *Term Loan Revolving 2* (TLR-2) sebesar Rp1.000.000, dengan suku bunga sebesar JIBOR + Marjin 0,85% dan berlaku hingga 12 Agustus 2023. Pokok akan dibayarkan pada saat jatuh tempo sedangkan pembayaran bunga akan dibayarkan setiap 3 (tiga) bulan.

Pada tanggal 8 Desember 2022, perjanjian kredit tersebut kemudian diubah berdasarkan Perubahan Kedua Atas Perjanjian Kredit sebagai berikut:

- memperpanjang jangka waktu fasilitas kredit TLR-1 berlaku hingga 9 Desember 2023;
- mengubah suku bunga menjadi suku bunga JIBOR + marjin 0,75% per tahun untuk TLR-1 dari jumlah fasilitas yang belum dibayar kembali; dan
- mengubah pembayaran bunga TLR-1 menjadi akan dibayarkan setiap 3 (tiga) bulan.

23. Borrowings (continued)

e. Agence Francaise de Developpement (continued)

For the years ended December 31, 2024 and 2023, the total payments made for interest to AFD were USD30,539 (full amount) (Rp493) and USD151,599 (full amount) (Rp2,342), respectively.

On February 2, 2024, the Bank has settled this facility and opted to not renew.

f. PT Bank Central Asia Tbk (BCA)

On December 9, 2021, based on Notarial Deed No. 01 by Notary Veronica Sandra Irawaty Purnadi, S.H., the Bank has obtained a credit facility in the form of a Term Loan Revolving (TLR-1) facility amounting to Rp1,000,000, with an interest rate of 4.95% and is valid until December 9, 2022. This facility is used to finance the Bank's working capital. The principal will be paid at maturity while interest payments will be paid every month.

On August 12, 2022, based on Notarial Deed No. 08, First Amendment to the Credit Agreement by Notary Veronica Sandra Irawaty Purnadi, S.H., the Bank obtained an additional credit facility, namely the Term Loan Revolving 2 (TLR-2) facility amounting to Rp1,000,000, with an interest rate of JIBOR + Margin 0.85% and is valid until August 12, 2023. The principal will be paid at maturity while the interest payments will be paid every 3 (three) months.

On December 8, 2022, the credit agreement was then amended based on the Second Amendment to the Credit Agreement as follows:

- extending the term of the TLR-1 credit facility valid until December 9, 2023;
- change the interest rate to JIBOR interest rate + 0.75% margin per year for TLR-1 of the outstanding facility amount; and
- change the TLR-1 interest payment to be paid every 3 (three) months.

23. Pinjaman yang Diterima (lanjutan)

f. PT Bank Central Asia Tbk (BCA) (lanjutan)

Pada tanggal 7 Agustus 2023, perjanjian kredit tersebut diubah berdasarkan Perubahan Ketiga atas Perjanjian Kredit sebagai berikut:

- memperpanjang jangka waktu fasilitas TLR-2 berlaku hingga 12 Agustus 2025; dan
- mengubah suku bunga TLR-2, menjadi suku bunga JIBOR + marjin 0,85% per tahun dengan jangka waktu pembayaran kembali sampai dengan 12 bulan dan JIBOR + marjin 0,95% per tahun dengan jangka waktu pembayaran kembali lebih dari 12 bulan.

Pada tanggal 4 Desember 2023, perjanjian kredit tersebut diubah kembali berdasarkan Perubahan Keempat Atas Perjanjian Kredit untuk memperpanjang jangka waktu fasilitas kredit TLR-1 berlaku hingga 9 Desember 2025.

Untuk tahun-tahun yang berakhir 31 Desember 2024 dan 2023, total pembayaran yang dilakukan atas pokok kepada BCA masing-masing sebesar Rp2.000.000 dan Rp1.000.000.

Untuk tahun-tahun yang berakhir 31 Desember 2024 dan 2023, total pembayaran yang dilakukan atas bunga kepada PT Bank Central Asia Tbk masing-masing sebesar Rp140.491 dan Rp74.661.

g. PT Bank Danamon Indonesia Tbk

Berdasarkan Perjanjian Kredit No. 886/PK/FI/1020 tanggal 22 Oktober 2020, Bank telah memperoleh Fasilitas Kredit Berjangka (Fasilitas KB) dari PT Bank Danamon Indonesia Tbk (Danamon) sebesar Rp500.000 dengan suku bunga yang ditentukan oleh konfirmasi dari Danamon. Jangka waktu fasilitas 12 (dua belas) bulan dan bersifat berulang (*revolving*). Fasilitas ini digunakan untuk membiayai modal kerja Bank.

Bank dan Danamon telah menandatangani Perjanjian Perubahan terhadap Perjanjian Kredit No. 508/PP/EB/0821 tanggal 27 Agustus 2021 sebagai pengganti Perjanjian Kredit No. 886/PK/FI/1020 tanggal 22 Oktober 2020. Perubahan Perjanjian Kredit tersebut sebagai berikut:

1. Memperpanjang jangka waktu Fasilitas KB untuk jangka waktu 12 (dua belas) bulan sejak 22 Oktober 2021 sampai 22 Oktober 2022 (*revolving*); dan

23. Borrowings (continued)

f. PT Bank Central Asia Tbk (BCA) (continued)

On August 7, 2023, the credit agreement was amended based on the Third Amendment to the Credit Agreement as follows:

- extending the validity period of the TLR-2 facility until August 12, 2025; and
- change the TLR-2 interest rate to a JIBOR + 0.85% margin per year interest rate with a repayment period of up to 12 months and JIBOR + 0.95% margin per year with a repayment period of more than 12 months.

On December 4, 2023, the credit agreement was amended again based on the Fourth Amendment to the Credit Agreement to extend the term of the TLR-1 credit facility until December 9, 2025.

For the years ended December 31, 2024 and 2023, the total payments made for the principal to BCA amounted to Rp2,000,000 and Rp1,000,000, respectively.

For the years ended December 31, 2024 and 2023, the total payments made for the interest to PT Bank Central Asia Tbk amounted to Rp140,491 and Rp74,661, respectively.

g. PT Bank Danamon Indonesia Tbk

Based on Credit Agreement No. 886/PK/FI/1020 dated October 22, 2020, the Bank has obtained a Term Credit Facility (KB Facility) from PT Bank Danamon Indonesia Tbk (Danamon) in the amount of Rp500,000 with an interest rate determined by Danamon confirmation. The term of the facility is 12 (twelve) months and revolving. This facility is used to finance the Bank's working capital.

The Bank and Danamon signed an Amendment Agreement to Credit Agreement No. 508/PP/EB/0821 dated August 27, 2021 in lieu of Credit Agreement No. 886/PK/FI/1020 dated October 22, 2020. Changes to the Credit Agreement are as follows:

1. Extending the term of the KB Facility for a period of 12 (twelve) months from October 22, 2021 to October 22, 2022 (revolving); and

23. Pinjaman yang Diterima (lanjutan)

g. PT Bank Danamon Indonesia Tbk (lanjutan)

2. Menambah plafon Fasilitas KB yang semula sebesar Rp500.000 menjadi sebesar Rp1.000.000.

Bank dan Danamon telah menandatangani beberapa kali perubahan terhadap perjanjian kredit melalui surat permohonan perpanjangan jangka waktu kredit No. B.B.587/ARO/EB/1022 tanggal 18 Oktober 2022, dan mengalami perubahan kembali pada perjanjian kredit No. 189/PP/EB/0623 tanggal 22 Juni 2023. Perubahan Perjanjian Kredit tersebut sebagai berikut:

1. Memperpanjang jangka waktu Fasilitas KB untuk jangka waktu 12 (dua belas) bulan sejak 22 Oktober 2022 sampai 22 Oktober 2023 *(revolving)*; dan
2. Menambah plafon Fasilitas KB yang semula sebesar Rp1.000.000 menjadi sebesar Rp2.000.000.

Bank dan Danamon telah menandatangani Perjanjian Perubahan Terhadap Perjanjian Kredit No. 433/PP/EB/1223 tanggal 22 Desember 2023. Perubahan Perjanjian Kredit tersebut sebagai berikut:

1. Memperpanjang jangka waktu Fasilitas KB untuk jangka waktu 12 (dua belas) bulan sejak 22 Oktober 2023 sampai 22 Oktober 2024 (*revolving*); dan
2. Mendapatkan fasilitas kredit berjangka 2 (Fasilitas KB 2) sebesar Rp1.000.000.

Selama periode perjanjian kredit, Bank harus memberitahukan secara tertulis dan/atau tidak tertulis kepada Danamon untuk melakukan hal-hal antara lain sebagai berikut:

i. Denda atas keterlambatan pembayaran dan percepatan pembayaran masing-masing sebesar 3%;
ii. Memberikan laporan keuangan yang telah diaudit/*in-house*;
iii. Menginformasikan kepada Danamon apabila terjadi perubahan usaha/sesuatu yang dapat mengubah usaha atau kekayaan Bank, anggaran dasar dan perubahannya, perubahan kepemilikan dan modal disetor serta perubahan Dewan Komisaris & Direksi Bank;
iv. Tunduk pada BMPK (Batas Maksimum Pemberian Kredit);

23. Borrowings (continued)

g. PT Bank Danamon Indonesia Tbk (continued)

2. Increase the plafond of KB Facilities from Rp500,000 to Rp1,000,000.

The Bank and Danamon have signed several amendments to the credit agreement, including through the letter of credit term extension request No. B.B.587/ARO/EB/1022 dated October 18, 2022, and further amendments under credit agreement No. 189/PP/EB/0623 dated June 22, 2023. Changes to the Credit Agreement are as follows:

1. Extending the term of the KB Facility for a period of 12 (twelve) months from October 22, 2022 to October 22, 2023 (revolving); and
2. Increase the plafond of KB Facilities from Rp1,000,000 to Rp2,000,000.

The Bank and Danamon signed an Amendment Agreement to Credit Agreement No. 433/PP/EB/1223 dated December 22, 2023. Changes to the Credit Agreement are as follows:

1. Extending the term of the KB Facility for a period of 12 (twelve) months from October 22, 2023 to October 22, 2024 (revolving); and
2. Obtained term credit facility 2 (KB Facility 2) amounting to Rp1,000,000.

During the period of the Loan, the Bank should notify in writing and/or not in writing to Danamon to carry out the following activities, among others:

i. Penalty for late payment and accelerated payment of 3%, respectively;
ii. Provide audited/in-house financial statement;
iii. Inform Danamon if there is a change in business/something that may change the business or assets of the Bank, the articles of association and amendments, changes in ownership and paid-up capital as well as changes in the Board of Commisioners and Directors of Bank;
iv. Comply to Legal Lending Limit;

23. Pinjaman yang Diterima (lanjutan)

g. PT Bank Danamon Indonesia Tbk (lanjutan)

v. Memastikan kolektibilitas Bank pada masing-masing Kreditur tetap pada kolektibilitas 1; dan
vi. Menginformasikan jika Bank melakukan peleburan, penggabungan, pengambilalihan atau pembubaran.

Pada tanggal 14 Juni 2023, Bank telah menyampaikan pemberitahuan tertulis kepada Danamon sehubungan dengan perubahan peningkatan modal ditempatkan/disetor PT Bank KB Bukopin Tbk.

Manajemen berpendapat bahwa seluruh persyaratan kepatuhan telah dipenuhi pada tanggal laporan posisi keuangan konsolidasian.

Selama tahun 2023, Bank melakukan penarikan pinjaman sebesar Rp720.000 dan USD80.000.000 (angka penuh) (Rp1.231.760).

Pada tanggal 12 Februari 2024 dan 2 April 2024, Bank telah melunasi pinjaman dalam bentuk USD dengan total sebesar USD80.000.000 (angka penuh) (Rp1.231.760).

Selama tahun 2024, Bank melakukan penarikan pinjaman sebesar Rp1.500.000.

Pada tanggal 18 Desember 2024, Bank memperpanjang fasilitas kredit dari PT Bank Danamon Indonesia Tbk sebesar Rp3.000.000 dengan suku bunga mengambang sebesar 7,23%. Jangka waktu fasilitas ini berlangsung sampai 22 Oktober 2025 dan bersifat berulang *(revolving)*. Fasilitas ini digunakan untuk membiayai modal kerja Bank. Pokok akan dibayarkan pada saat jatuh tempo sedangkan pembayaran bunga akan dibayarkan setiap quartal.

Untuk tahun-tahun yang berakhir 31 Desember 2024 dan 2023, total pembayaran yang dilakukan atas pokok kepada Danamon Indonesia masing-masing sebesar Rp720.000, USD80.000.000 (Rp1.231.760) dan RpRp1.000.000.

Untuk tahun-tahun yang berakhir 31 Desember 2024 dan 2023, total pembayaran yang dilakukan atas bunga kepada Danamon Indonesia masing-masing sebesar Rp57.040 dan Rp65.993.

23. Borrowings (continued)

g. PT Bank Danamon Indonesia Tbk (continued)

v. Ensure that the collectability of Bank on each Creditor remains at Collectability 1; and
vi. Inform if Bank conducts consolidation, merger, acquisitions or dissolution.

On June 14, 2023, the Bank has submitted a written notification to Danamon regarding the amendment to increase the issued/paid-up capital of PT Bank KB Bukopin Tbk.

Management believes that all compliance requirements have been met as at the date of the consolidated statement of financial position.

During 2023, the Bank drew down the loan amounting to Rp720,000 and USD80,000,000 (full amount) (Rp1,231,760).

On February 12, 2024, and April 2, 2024, the Bank settled a loan in USD totaling USD80,000,000 (full amount) (Rp1,231,760).

During 2024, the Bank drew down the loan amounting to Rp1,500,00.

On December 18 2024, the Bank extended a credit facility from PT Bank Danamon Indonesia Tbk amounting to Rp3,000,000 with a floating interest rate of 7.23%. The term of this facility lasts until October 22, 2025 and is revolving. This facility is used to finance the Bank's working capital. The principal will be paid at maturity while interest payments will be paid every quarter.

or the years ended December 31, 2024 and 2023, the total payments made for the principal to Danamon Indonesia amounted to Rp720.000, USD80.000.000 (Rp1.231.760) and Rp1,000,000, respectively.

For the years ended December 31, 2024 and 2023, the total payments made for the interest to Danamon Indonesia amounted to Rp57,040 and Rp65,993, respectively.

23. Pinjaman yang Diterima (lanjutan)

h. International Finance Corporation

Pada tanggal 31 Mei 2022, Bank telah menandatangani perjanjian fasilitas pinjaman Obligasi Bank dari International Finance Corporation (IFC) untuk mendukung Operasi Pembiayaan yang Relevan. Pinjaman ini terdiri dari tiga fasilitas, yaitu:

- Fasilitas *Tranche* 1 senilai Rp178.680 dengan suku bunga 7,54% pertahun. Bank telah melakukan seluruh penarikan pinjaman pada tanggal 25 Agustus 2022.
- Fasilitas *Tranche* 2 senilai Rp148.200 dengan suku bunga 7,54% pertahun. Bank telah melakukan seluruh penarikan pinjaman pada tanggal 31 Agustus 2022.
- Fasilitas *Tranche* 3 senilai Rp564.550 dengan suku bunga 7,66% pertahun. Bank telah melakukan seluruh penarikan pinjaman pada tanggal 2 September 2022.

Fasilitas pinjaman ini memiliki tenor 3 (tiga) tahun dan akan jatuh tempo pada tanggal 25 Agustus - 2 September 2025. Pokok akan dibayarkan pada saat jatuh tempo sedangkan pembayaran bunga akan dibayarkan setiap 6 bulan.

Untuk tahun-tahun yang berakhir 31 Desember 2024 dan 2023, tidak ada pembayaran pokok kepada IFC.

Untuk tahun-tahun yang berakhir 31 Desember 2024 dan 2023, total pembayaran yang dilakukan atas bunga pinjaman kepada IFC adalah sebesar Rp68.757 dan Rp72.098.

Pada tanggal 13 Februari 2025 Bank telah melakukan pelunasan atas fasilitas ini.

i. Kookmin Bank Co. Ltd., Singapore Branch

Pada tanggal 10 Juni 2022, Bank telah menandatangani perjanjian fasilitas peminjaman kembali dari Kookmin Bank Co. Ltd., Singapore Branch untuk mendukung Operasi Pembiayaan yang Relevan. Pinjaman ini terdiri dari tiga fasilitas, yaitu:

- Fasilitas *Tranche* 1 senilai Rp714.720 dengan suku bunga 7,54% per tahun. Bank telah melakukan seluruh penarikan pinjaman pada tanggal 29 Agustus 2022.

23. Borrowings (continued)

h. International Finance Corporation

On May 31, 2022, the Bank has signed a Bank Bond loan facility agreement from the International Finance Corporation (IFC) to support the Relevant Financing Operations. This loan consists of three facilities, namely:

- Tranche 1 facility amounting Rp178,680 with an interest rate of 7.54% per annum. The bank has made all loan withdrawals on August 25, 2022.
- Tranche 2 facility amounting Rp148,200 with an interest rate of 7.54% per annum. The bank has made all loan withdrawals on August 31, 2022.
- Tranche 3 facility amounting Rp564,550 with an interest rate of 7.66% per annum. The bank has made all loan withdrawals on September 2, 2022.

This loan facility has a tenor of 3 (three) years and will mature on August 25 - September 2, 2025. The principal will be paid at maturity while interest payments will be paid every 6 months.

For the years ended December 31, 2024 and 2023, there has been no payment of principal IFC.

For the years ended December 31, 2024 and 2023, the total payments made for the interest payment to IFC were Rp68,757 and Rp72,098, respectively.

On February 13, 2025 the Bank has settled this facility.

j. Kookmin Bank Co. Ltd., Singapore Branch

On June 10, 2022, the Bank has signed a loan facility agreement from the Kookmin Bank Co. Ltd., Singapore Branch to support the Relevant Financing Operations. This loan consists of three facilities, namely:

- Tranche 1 facility amounting Rp714,720 with an interest rate of 7.54% per year. The bank has made all loan withdrawals on August 29, 2022.

23. Pinjaman yang Diterima (lanjutan)

j. Kookmin Bank Co. Ltd., Singapore Branch (lanjutan)

- Fasilitas *Tranche* 2 senilai Rp592.800 dengan suku bunga 7,54% per tahun. Bank telah melakukan seluruh penarikan pinjaman pada tanggal 2 September 2022.
- Fasilitas *Tranche* 3 senilai Rp2.258.200 dengan suku bunga 7,66% per tahun. Bank telah melakukan seluruh penarikan pinjaman pada tanggal 6 September 2022.

Fasilitas pinjaman ini memiliki tenor 3 (tiga) tahun dan akan jatuh tempo pada tanggal 29 Agustus - 6 September 2025. Pokok akan dibayarkan pada saat jatuh tempo sedangkan pembayaran bunga akan dibayarkan setiap 6 bulan.

Bank tidak memberikan jaminan dan komitmen apapun atas pinjaman ini.

Untuk tahun-tahun yang berakhir 31 Desember 2024 dan 2023, tidak ada pembayaran pokok kepada Kookmin Bank Co. Ltd., Singapore Branch.

Untuk tahun-tahun yang berakhir 31 Desember 2024 dan 2023, total pembayaran yang dilakukan atas bunga pinjaman kepada Kookmin Bank Co. Ltd., Singapore Branch masing-masing sebesar Rp276.138 dan Rp286.154.

k. Kookmin Bank Co. Ltd., Hong Kong Branch

Pada tanggal 29 Juni 2022, Bank telah menandatangani perjanjian fasilitas pinjaman dari Kookmin Bank Co. Ltd., Hong Kong Branch untuk membiayai kebutuhan modal kerja umum dan memperkuat struktur permodalan jangka panjang. Jumlah plafon keseluruhan dari fasilitas sebesar Rp3.000.000.

Fasilitas pinjaman ini memiliki tenor 7 (tujuh) tahun dan akan jatuh tempo pada tanggal 30 Juni 2029. Pokok akan dibayarkan pada saat jatuh tempo sedangkan pembayaran bunga akan dibayarkan setiap 3 bulan.

Bank tidak memberikan jaminan dan komitmen apapun atas pinjaman ini.

Untuk dan tahun-tahun yang berakhir 31 Desember 2024 dan 2023, tidak ada pembayaran pokok kepada Kookmin Bank Co. Ltd., Hong Kong Branch.

Untuk tahun-tahun yang berakhir 31 Desember 2024 dan 2023, total pembayaran yang dilakukan atas bunga pinjaman kepada Kookmin Bank Co. Ltd., Hong Kong Branch masing-masing sebesar Rp288.733 dan Rp287.952.

23. Borrowings (continued)

j. Kookmin Bank Co. Ltd., Singapore Branch continued)

- Tranche 2 facility amounting Rp592,800 with an interest rate of 7.54% per year. The bank has made all loan withdrawals on September 2, 2022.
- Tranche 3 facility amounting Rp2,258,200 with an interest rate of 7.66% per year. The bank has made all loan withdrawals on September 6, 2022.

This loan facility has a tenor of 3 (three) years and will mature on August 29 - September 6, 2025. The principal will be paid at maturity while interest payments will be paid every 6 months.

The Bank does not provide any collateral and commitment for this loan.

For the years ended December 31, 2024 and 2023, there has been no payment of principal to Kookmin Bank Co. Ltd., Singapore Branch.

For the years ended December 31, 2024 and 2023, the total payments made for the interest payment to Kookmin Bank Co. Ltd., Singapore Branch Indonesia were Rp276,138 and Rp286,154, respectively.

k. Kookmin Bank Co. Ltd., Hong Kong Branch

On June 29, 2022, the Bank has signed a loan facility agreement from Kookmin Bank Co. Ltd., Hong Kong Branch to finance general working capital needs and strengthen the long-term capital structure. The total plafond for the facility amounting Rp3,000,000.

This loan facility has a tenor of 7 (seven) years and will mature on June 30, 2029. The principal will be paid at maturity while interest payments will be paid every 3 months.

The Bank does not provide any collateral and commitment for this loan.

For the years ended December 31, 2024 and 2023, there has been no payment of principal to Kookmin Bank Co. Ltd., Hong Kong Branch.

For the years ended December 31, 2024 and 2023, the total payments made for the interest payment to Kookmin Bank Co. Ltd., Hong Kong Branch Indonesia were Rp288,733 and Rp287,952, respectively.

23. Pinjaman yang Diterima (lanjutan)

l. The Korea Development Bank, Singapore Branch

Pada tanggal 1 April 2024, Bank telah menandatangani perjanjian fasilitas pinjaman dari The Korea Development Bank, Singapore Branch untuk membiayai kebutuhan modal kerja umum jumlah plafon keseluruhan dari fasilitas sebesar USD300.000.000 (angka penuh).

Fasilitas pinjaman ini memiliki tenor 5 (lima) tahun dan akan jatuh tempo pada tanggal 1 April 2029. Pokok akan dibayarkan pada saat jatuh tempo sedangkan pembayaran bunga akan dibayarkan setiap 3 bulan.

Fasilitas pinjaman telah dijamin dengan *Standby Letter of Credit (SBLC)* yang diterbitkan oleh KB Kookmin Bank, Singapore Branch, yang menyediakan perlindungan menyeluruh hingga USD300.000.000 (angka penuh). SBLC ini memberikan jaminan pembayaran kepada pihak pemberi kredit, memastikan bahwa kewajiban kredit akan terpenuhi sesuai dengan ketentuan yang berlaku.

Untuk periode yang berakhir 31 Desember 2024 tidak ada pembayaran pokok kepada The Korea Development Bank, Singapore Branch.

Untuk tahun yang berakhir 31 Desember 2024 total pembayaran yang dilakukan atas bunga pinjaman kepada The Korea Development Bank, Singapore Branch adalah sebesar USD9.049.648 (angka penuh) (Rp145.654).

m. Lain-lain

Pinjaman lain-lain adalah pinjaman yang diterima oleh PT KB Bukopin Finance (entitas anak) dalam Rupiah yang berasal dari:

	2024	2023	
Pihak ketiga:			**Third parties:**
PT Bank Oke Indonesia Tbk	94.895	-	PT Bank Oke Indonesia Tbk
Total	94.895	**-**	**Total**

PT Bank Oke Indonesia Tbk

Pada tanggal 8 Oktober 2024, entitas anak memperoleh fasilitas Pinjaman Modal Kerja - *Installment* dengan sifat kredit *Non-Revolving*, dari Bank Oke, dengan maksimum pinjaman sebesar Rp100.000.000.000. (angka penuh) Fasilitas ini digunakan untuk tambahan modal kerja untuk penyaluran pembiayaan pada Pembiayaan *Corporate*, Pembiayaan Usaha Mikro, Kecil Menengah (UMKM) atau Koperasi Usaha Mikro, Keci Menengah atau Penduduk Berpenghasilan Rendah (PBR). Fasilitas pinjaman ini dikenakan bunga sebesar 8,75% per tahun. Jangka waktu perjanjian kredit 36 bulan.

23. Borrowings (continued)

l. The Korea Development Bank, Singapore Branch

On April 1, 2024, the Bank has signed a loan facility agreement from The Korea Development Bank, Singapore Branch to finance general working capital needs The total plafond for the facility amounting USD300,000,000 (full amount).

This loan facility has a tenor of 5 (five) years and will mature on April 1, 2029. The principal will be paid at maturity while interest payments will be paid every 3 months.

The loan facility has been secured by a Standby Letter of Credit (SBLC) issued by KB Kookmin Bank, Singapore Branch, providing the aggregate coverage up to USD300,000,000 (full amount). This SBLC provides a payment guarantee to the lender, ensuring that the credit obligations will be fulfilled in accordance with the applicable terms.

For the year ended December 31, 2024 there has been no payment made for the principal payment to The Korea Development Bank, Singapore Branch.

For the year ended December 31, 2024 the total payment made for the interest payment to The Korea Development Bank, Singapore Branch were USD9,049,648 (full amount) (Rp145,654).

m. Others

Other borrowings represent borrowings received by PT KB Bukopin Finance (a subsidiary) in Rupiah from:

PT Bank Oke Indonesia Tbk

On October 8 2024, the subsidiary obtained a Working Capital - Installment Loan facility with Non-Revolving credit characteristics, from Bank Oke, with a maximum loan of Rp100,000,000,000 (full amount). This facility is used for additional working capital for distribution of financing to Corporate Financing, Financing for Micro, Small and Medium Enterprises (MSMEs) or Cooperatives for Micro, Small and Medium Enterprises or Low Income Residents (PBR). This loan facility bears interest of 8.75% per year. The term of the credit agreement is 36 months.

24. Surat Berharga yang Diterbitkan

a. Berdasarkan jenis

24. Marketable Securities Issued

a. By type

	31 Desember/*December 31,* 2024						
	Wali amanat/ *Arranger*	Peringkat/ *Rating*	Jatuh tempo/ *Maturity*	Jangka waktu suku bunga/ *Interest rate period*	Tingkat bunga per tahun/ *Interest rate per annum*	Nilai tercatat/ *Carrying amount*	
Obligasi Subordinasi Berkelanjutan III Bank KB Bukopin Tahap I Tahun 2021 Seri A	PT Bank Mandiri (Persero) Tbk	idAA (Pefindo)	9 September 2026/ *September 9, 2026*	60	8	315.000	Shelf-registered Subordinated Bond III Bank KB Bukopin Tranche I Year 2021 A Series
Obligasi Subordinasi Berkelanjutan III Bank KB Bukopin Tahap I Tahun 2021 Seri B	PT Bank Mandiri (Persero) Tbk	idAA (Pefindo)	9 September 2028/ *September 9, 2028*	84	8,9	685.000	Shelf-registered Subordinated Bond III Bank KB Bukopin Tranche I Year 2021 B Series
Obligas Senior Global Bonds Tahun 2024	Hongkong and Shanghai Banking Corporation Limited	BBB (Fitch)	30 Oktober 2027/ *October 30, 2027*	36	5.658	4.828.500	Shelf-registered Global Bonds Year 2024
Dikurangi: Biaya emisi yang belum diamortisasi						(38.342)	Less: Unamortized issuance cost
						5.790.158	

	31 Desember/*December 31,* 2023						
	Wali amanat/ *Arranger*	Peringkat/ *Rating*	Jatuh tempo/ *Maturity*	Jangka waktu suku bunga/ *Interest rate period*	Tingkat bunga per tahun/ *Interest rate per annum*	Nilai tercatat/ *Carrying amount*	
Rupiah:							**Rupiah:**
Obligasi Subordinasi Berkelanjutan II Bank KB Bukopin Tahap II Tahun 2017	PT Bank Mandiri (Persero) Tbk	idA- (Pefindo)	28 Februari 2024/ *February 28, 2024*	84	11	1.405.000	Shelf-registered Subordinated Bond II Bank KB Bukopin Tranche II Year 2017
Obligasi Senior Berkelanjutan I Bank KB Bukopin Tahap I Tahun 2021	PT Bank Mandiri (Persero) Tbk	idnAAA (Fitch)	9 September 2024/ *September 9, 2024*	36	6,25	1.000.000	Shelf-registered Senior Bond I Bank KB Bukopin Tranche I Year 2021
Obligasi Subordinasi Berkelanjutan III Bank KB Bukopin Tahap I Tahun 2021 Seri A	PT Bank Mandiri (Persero) Tbk	idAA (Pefindo)	9 September 2026/ *September 9, 2026*	60	8	315.000	Shelf-registered Subordinated Bond III Bank KB Bukopin Tranche I Year 2021 A Series
Obligasi Subordinasi Berkelanjutan III Bank KB Bukopin Tahap I Tahun 2021 Seri B	PT Bank Mandiri (Persero) Tbk	idAA (Pefindo)	9 September 2028/ *September 9, 2028*	84	8,9	685.000	Shelf-registered Subordinated Bond III Bank KB Bukopin Tranche I Year 2021 B Series
Dikurangi: Biaya emisi yang belum diamortisasi						(7.412)	Less: Unamortized issuance cost
						3.397.588	

Pada tanggal 28 Februari 2017, Bank menerbitkan dan mencatatkan Obligasi Subordinasi Berkelanjutan II Bank KB Bukopin Tahap II tahun 2017 sebesar Rp1.405.000 dengan tingkat bunga tetap sebesar 11% per tahun dan berjangka waktu 7 (tujuh) tahun sejak tanggal emisi. Obligasi ini dicatat di Bursa Efek Indonesia. Bunga obligasi dibayarkan setiap 3 (tiga) bulan.

On February 28, 2017, the Bank issued Shelf-registered Subordinated Bond II Bank KB Bukopin Tranche II Year 2017 amounting to Rp1,405,000 with 11% fixed interest per annum and has 7 (seven) years tenor since issuance date. The bond is listed on the Indonesia Stock Exchange. The bond's interest will be paid on quarterly basis.

Pembayaran bunga obligasi pertama telah dilakukan pada tanggal 29 Mei 2017, sedangkan pembayaran bunga obligasi terakhir sekaligus jatuh tempo pokok obligasi akan dilakukan pada tanggal 28 Februari 2024 (pada tanggal 27 Februari 2024 Bank telah melunasi Obligasi tersebut).

The first interest payment was made on May 29, 2017, while the last interest payment and due date of the bond's principal will be made on February 28, 2024 (on February 27, 2024, the Bank has repaid the Bonds).

Pada tanggal 9 September 2021, Bank menerbitkan dan mencatatkan Obligasi Berkelanjutan I Bank KB Bukopin Tahap I tahun 2021 sebesar Rp1.000.000 dengan tingkat bunga tetap sebesar 6,25% per tahun dan berjangka waktu 3 (tiga) tahun sejak tanggal emisi. Obligasi ini dicatat di Bursa Efek Indonesia. Bunga obligasi dibayarkan setiap 3 (tiga) bulan.

On September 9, 2021, the Bank issued Shelf-registered Bond I Bank KB Bukopin Tranche I Year 2021 amounting to Rp1,000,000 with 6.25% fixed interest per annum and has 3 (three) years tenor since issuance date. The bond is listed on the Indonesia Stock Exchange. The bond's interest will be paid on quarterly basis.

24. Surat Berharga yang Diterbitkan (lanjutan)

a. Berdasarkan jenis (lanjutan)

Pembayaran bunga obligasi pertama telah dilakukan pada tanggal 9 Desember 2021, sedangkan pembayaran bunga obligasi terakhir sekaligus jatuh tempo pokok obligasi akan dilakukan pada tanggal 9 September 2024. (pada tanggal 6 September 2024 Bank telah melunasi Obligasi tersebut).

Pada tanggal 9 September 2021, Bank menerbitkan dan mencatatkan Obligasi Subordinasi Berkelanjutan III Bank KB Bukopin Tahap I tahun 2021 Seri A sebesar Rp315.000 dengan tingkat bunga tetap sebesar 8% per tahun dan berjangka waktu 5 (lima) tahun sejak tanggal emisi. Obligasi ini dicatat di Bursa Efek Indonesia. Bunga obligasi dibayarkan setiap 3 (tiga) bulan.

Pembayaran bunga obligasi pertama telah dilakukan pada tanggal 9 Desember 2021, sedangkan pembayaran bunga obligasi terakhir sekaligus jatuh tempo pokok obligasi akan dilakukan pada tanggal 9 September 2026.

Pada tanggal 9 September 2021, Bank menerbitkan dan mencatatkan Obligasi Subordinasi Berkelanjutan III Bank KB Bukopin Tahap I tahun 2021 Seri B sebesar Rp685.000 dengan tingkat bunga tetap sebesar 8,9% per tahun dan berjangka waktu 7 (tujuh) tahun sejak tanggal emisi. Obligasi ini dicatat di Bursa Efek Indonesia. Bunga obligasi dibayarkan setiap 3 (tiga) bulan.

Pembayaran bunga obligasi pertama telah dilakukan pada tanggal 9 Desember 2021, sedangkan pembayaran bunga obligasi terakhir sekaligus jatuh tempo pokok obligasi akan dilakukan pada tanggal 9 September 2028.

Pada tanggal 30 Oktober 2024, Bank menerbitkan dan mencatatkan Obligasi Senior *Unsecured Notes* sebesar USD 300.000.000 (angka penuh) (Rp4.828.500) dengan tingkat bunga tetap sebesar 5,658% per tahun dan berjangka waktu 3 (tiga) tahun sejak tanggal emisi. Obligasi ini dicatat di Bursa Efek Singapura. Bunga obligasi dibayarkan setiap 6 (enam) bulan.

Pembayaran bunga obligasi pertama akan dilakukan pada tanggal 30 April 2025, sedangkan pembayaran bunga obligasi terakhir sekaligus jatuh tempo pokok obligasi akan dilakukan pada tanggal 30 Oktober 2027.

Bank menerbitkan obligasi senior dan obligasi subordinasi untuk mengembangkan pembiayaan dan memperkuat struktur pendanaan jangka panjang Bank.

24. Marketable Securities Issued (continued)

a. By type (continued)

The first interest payment was made on December 9, 2021, while the last interest payment and due date of the bond's principal will be made on September 9, 2024. (on September 6, 2024, the Bank has repaid the Bonds).

On September 9, 2021, the Bank issued Shelf-registered Subordinated Bond III Bank KB Bukopin Tranche I Year 2021 Series A amounting to Rp315,000 with 8% fixed interest per annum and has 5 (five) years tenor since issuance date. The bond is listed on the Indonesia Stock Exchange. The bond's interest will be paid on quarterly basis.

The first interest payment was made on December 9, 2021, while the last interest payment and due date of the bond's principal will be made on September 9, 2026.

On September 9, 2021, the Bank issued Shelf-registered Subordinated Bond III Bank KB Bukopin Tranche I Year 2021 Series B amounting to Rp685,000 with 8.9% fixed interest per annum and has 7 (seven) years tenor since issuance date. The bond is listed on the Indonesia Stock Exchange. The bond's interest will be paid on quarterly basis.

The first interest payment was made on December 9, 2021, while the last interest payment and due date of the bond's principal will be made on September 9, 2028.

On October 30, 2024, the Bank issued Shelf registered Senior Unsecured Notes (Global Bonds) amounting to USD 300.000.000 (full amount) (Rp4,828,500) which bears fixed interest rate of 5.658% per annum and has 3 (three) years tenor since issuance date. The bond is listed on the Singapore Stock Exchange. The bond's interest will be paid on semi annual basis.

The first bond interest payment will be made on April 30, 2025, while the last interest payment and due date of bond's principal will be made on October 30, 2027.

The Bank issued senior bond and subordinated bond to expand its financing and to strengthen long term funding structure of the Bank.

24. Surat Berharga yang Diterbitkan (lanjutan)

a. Berdasarkan jenis (lanjutan)

Obligasi subordinasi ini tidak dijamin dengan suatu agunan khusus, akan tetapi dijamin dengan seluruh harta kekayaan Bank, yang telah ada maupun yang akan ada di kemudian hari, baik barang bergerak maupun barang tidak bergerak sesuai dengan ketentuan dalam pasal 1131 dan 1132 Kitab Undang-undang Hukum Perdata.

Perjanjian obligasi subordinasi mencakup beberapa pembatasan, antara lain mengenai larangan pengurangan modal dasar, modal ditempatkan dan modal disetor, penggabungan dan atau peleburan usaha, transaksi dengan pihak berelasi, pinjaman dan penerbitan obligasi.

Untuk tahun yang berakhir 31 Desember 2024, Bank telah memenuhi ketentuan tentang pembatasan kewajiban sebagaimana disepakati dalam Perjanjian Perwaliamanatan.

Untuk tahun yang berakhir 31 Desember 2024, Bank telah melakukan pembayaran bunga obligasi secara tepat waktu.

24. Marketable Securities Issued (continued)

a. By type (continued)

The subordinated bond is not guaranteed with specific collateral, but guaranteed with all assets of the Bank, that exist in the present or in the future, whether fixed or non-fixed assets in accordance with the provisions of article 1131 and 1132 of the Civil Laws.

The subordinated bond agreement includes several covenants, such as, the prohibition of reduction of authorized capital, issued and paid-up capital, merger, related party transactions, borrowings and bonds issuance.

For the year ended December 31, 2024, the Bank has fulfilled the clauses related to the covenant and obligations according to the Bonds Trustee Agreements.

For the year ended December 31, 2024, the Bank has paid the interest of the bond on a timely basis.

b. Berdasarkan mata uang / b. By currency

	2024	2023	
Rupiah	1.000.000	3.405.000	**Rupiah**
Mata uang asing:			**Foreign currencies:**
Dolar Amerika Serikat	4.828.500	-	United States Dollar
	5.828.500	3.405.000	
Dikurangi : Biaya emisi yang belum diamortisasi	(38.342)	(7.412)	Less : Unamortized issuance cost
	5.790.158	**3.397.588**	

25. Estimasi Kerugian Komitmen dan Kontinjensi / 25. Estimated Losses On Commitments and Contingencies

a. Estimasi kerugian komitmen dan kontinjensi / a. Estimated losses on commitments and contingencies

	2024	2023	
Fasilitas kredit yang diberikan dan pembiayaan/piutang syariah yang belum digunakan	15.567	19.672	Unused loans and sharia financing/receivables facilities
Bank Garansi yang diterbitkan	1.379	2.712	Bank Guarantees issued
L/C tidak dapat dibatalkan	371	318	Irrevocable L/C
	17.317	**22.702**	

25. Estimasi Kerugian Komitmen dan Kontinjensi (lanjutan)

25. Estimated Losses On Commitments and Contingencies (continued)

b. Perubahan estimasi kerugian komitmen dan kontinjensi

b. Movements in the estimated losses on commitments and contingencies

2024	2023	
Saldo Awal	22.702	24.701	Beginning balance
Penyisihan pembentukan (pembalikan) cadangan selama tahun berjalan	(5.385)	(1.999)	Provision of additional (reversal) of allowance during the years
Saldo akhir	**17.317**	**22.702**	**Ending Balance**

26. Liabilitas Lain-Lain

26. Other Liabilities

2024	2023	
Pihak ketiga			**Third parties**
Rupiah:			Rupiah:
Titipan debitur	316.037	380.088	Debtor's deposits
Utang kesejahteraan karyawan	190.519	206.372	Employee benefits payable
Bunga masih harus dibayar	131.655	151.367	Interest payables
Liabilitas estimasi untuk kesejahteraan karyawan (Catatan 37)	103.564	100.344	Estimated liability for employee service entitlements (Note 37)
Setoran jaminan	20.965	30.700	Guarantee deposits
Lain-lain	726.245	669.941	Others
	1.488.985	1.538.812	
Mata uang asing:			**Foreign currencies:**
Bunga masih harus dibayar	144.579	26.221	Interest payables
Setoran jaminan	-	130	Guarantee deposits
Lain-lain	4.838	4.977	Others
	149.417	31.328	
Total	**1.638.402**	**1.570.140**	**Total**

Utang kesejahteraan karyawan meliputi pencadangan tunjangan, bonus dan tantiem.

Employee benefits payable represents accrual for allowances, bonus and tantiem.

Bunga masih harus dibayar merupakan beban bunga simpanan nasabah, simpanan dari bank lain, pinjaman yang diterima, dan surat berharga yang diterbitkan.

Interests payable represent interest expense for customer deposits, deposits from other banks, borrowings, and securities issued.

Titipan debitur merupakan dana dari debitur untuk administrasi kredit, seperti biaya notaris dan asuransi, yang akan dibayarkan kepada pihak ketiga.

Debtor's deposit represents fund from debtors for loan administration, such as notary and insurance expenses, which will be paid to third parties.

Setoran jaminan merupakan titipan debitur terkait dengan penerbitan Bank garansi, *Letters of Credit*, Surat Kredit Berdokumen Dalam Negeri (SKBDN), dan *safe deposit box*.

Guarantee deposits represent debtor's funds for issuance of Bank guarantee, Letters of Credit, Domestic Letters of Credit (SKBDN), and safe deposit box.

Lain-lain terdiri dari pendapatan provisi *Letters of Credit* yang diamortisasi sesuai dengan jangka waktu dan lain-lain.

Others consist of fees and commission from Letters of Credit which are amortized during the period and others.

27. Ekuitas

a. Modal saham

Dana Setoran Modal

Pada 19 Desember 2022, Bank mengirimkan Surat Permohonan kepada Otoritas Jasa keuangan dengan perihal Permohonan Persetujuan Pengakuan Dana Setoran Modal PUT VII sebagai Modal Inti (*Tier 1*), dan pada 20 Desember 2022 OJK menyetujui permohonan Bank untuk Dana Setoran Modal PUT VII sebagai Modal Inti (*Tier 1*).

Total Dana Setoran Modal yang disetujui OJK pada Modal Inti *(Tier 1)* adalah sebesar Rp3.000.000 yang akan dicatatkan pada Modal Inti *(Tier 1)* Bank. Dana Setoran Modal sebesar Rp3.000.000 tersebut telah disetorkan pada tanggal 19 Desember 2022 dan telah dicatat sebagai uang muka setoran modal. Pada tahun 2023 uang muka modal tersebut telah direalisasikan menjadi modal ditempatkan dan disetor.

Penawaran Umum Terbatas (PUT) VII

Berdasarkan surat OJK No. S-113/D.04/2023 tanggal 5 Mei 2023, Bank telah mendapat Pernyataan Efektif pelaksanaan PUT VII dari OJK.

Bank menerbitkan 119.999.999.692 (nilai penuh) lembar saham kelas B dengan nilai nominal Rp100 (nilai penuh) per lembar saham dengan Harga Pelaksanaan Rp100 (nilai penuh) per lembar saham sehingga seluruhnya berjumlah Rp11.999.999.969.200 (nilai penuh).

Dana yang berhasil dihimpun dalam PUT VII sebesar Rp11.999.999.969.200 (nilai penuh) yang dicatat dalam Modal Disetor di posisi ekuitas yang sudah termasuk uang muka setoran modal yang telah dikonversi menjadi modal disetor sebesar Rp3.000.000 pada tanggal 5 Mei 2023.

Berdasarkan hasil keputusan rapat Dewan Direksi dan Dewan Komisaris yang dinyatakan dalam akta notaris No. 33 tanggal 9 Juni 2023 dari Notaris Aulia Taufani, S.H., jumlah modal ditempatkan dan disetor penuh terdiri dari 21.337.978 saham kelas A dengan total sebesar Rp213.379.780.000 (nilai penuh) dan 187.866.201.892 saham kelas B dengan total sebesar Rp18.786.620.189.200 (nilai penuh). Perubahan ini telah diterima oleh Menteri Hukum dan Hak Asasi Manusia Republik Indonesia dengan Surat Keputusan No. AHU-AH.01.03-0075748 tanggal 12 Juni 2023.

27. Equity

a. Share capital

Capital Deposit Fund

On December 19, 2022, the Bank sent a Request for Approval Letter to the Financial Services Authority regarding the Approval Request for the Recognition of Deposit Funds for LPO VII Capital as Core Capital (Tier 1), and on December 20, 2022, OJK approved the Bank application for Deposit Funds for LPO VII Capital as Core Capital (Tier 1).

The total Capital Deposit Fund approved by OJK for Core Capital (Tier 1) is Rp3,000,000 which will be recorded in the Bank Core Capital (Tier 1). The Capital Deposit Fund of Rp3,000,000 was paid on December 19, 2022 and has been recorded as an advance for future shares subscription. On 2023 the capital advance had been realized into issued and paid-up capital.

Limited Public Offering (LPO) VII

Based on OJK's letter No. S-113/D.04/2023 dated May 5, 2023, the Bank has received an Effective Statement of LPO VII Implementation from OJK.

The Bank issued 119,999,999,692 (full amount) class B shares with nominal value of Rp100 (full amount) per share with Exercise Price of Rp100 (full amount) per share for a total of Rp11,999,999,969,200 (full amount).

Total fund that has been gathered from LPO VII amounting to Rp11,999,999,969,200 (full amount) is recognized as Additional paid-in capital in the Bank's Equity which has been included in the realized capital advance into issued and paid-up capital amounting to Rp3,000,000 at May 5, 2023.

Based on the decisions of the Board of Directors and Board of Commissioners meetings which were covered by notarial deed No. 33 dated June 9, 2023 of Notary Aulia Taufani, SH, the number of fully paid capital consists of 21,337,978 common A shares with a total value of Rp213,379,780,000 (full amount) and 187,866,201,892 common B shares with a total value of Rp18,786,620,189,200 (full amount). These changes have been accepted by the Minister of Justice and Human Rights of the Republic of Indonesia with Decision Letter No. AHU-AH.01.03-0075748 dated June 12, 2023.

27. Ekuitas (lanjutan)

a. Modal saham (lanjutan)

Penawaran Umum Terbatas (PUT) VII (lanjutan)

Susunan pemegang saham Bank pada tanggal 31 Desember 2024 sebagai berikut:

	Jumlah Saham (Nilai Penuh)/ *Number of Shares (Full Amount)*	Persentase Kepemilikan 31 Des 2024/ *Percentage of Ownership Dec 31, 2024*	Jumlah Modal Ditempatkan dan Disetor Penuh/*Issued and Fully Paid Capital*	
I. Saham Biasa Kelas A (Rp10.000 (nilai penuh) per lembar saham)				**I. Common A Shares** (Rp10,000 (full amount) per share)
PT Perusahaan Pengelola Aset (Persero)	4.736.255	0,00 %	47.363	PT Perusahaan Pengelola Aset (Persero)
Masyarakat (masing-masing kepemilikan kurang dari 5%)	16.601.723	0,01 %	166.017	Public (Individual ownership of less than 5%)
Total saham biasa kelas A	**21.337.978**	**0,01 %**	**213.380**	Total common A shares
II. Saham Biasa Kelas B (Rp100 (nilai penuh) per lembar saham)				**II. Common B Shares** (Rp100 (full amount) per share)
Kookmin Bank Co., Ltd	125.655.736.951	66,87 %	12.565.574	Kookmin Bank Co., Ltd
STIC Eugene Star Holdings Inc	31.900.000.000	16,98 %	3.190.000	STIC Eugene Star Holdings Inc
PT Perusahaan Pengelola Aset (Persero)	1.034.232.376	0,55 %	103.423	PT Perusahaan Pengelola Aset (Persero)
Jung Ho Han (Direktur)	11.983.400	0,00 %	1.198	Jung Ho Han (Director)
Woo Yeul Lee (Direktur Utama)	11.801.000	0,00 %	1.180	Woo Yeul Lee (President Director)
Robby Mondong (Wakil Direktur Utama)	5.107.000	0,00 %	511	Robby Mondong (Deputy President Director)
Helmi Fahrudin (Direktur)	2.483.951	0,00 %	248	Helmi Fahrudin (Director)
Seng Hyup Shin (Wakil Komisaris Utama)	2.300.000	0,00 %	230	Seng Hyup Shin (Deputy President Commisioner)
Dodi Widjajanto (Direktur)	2.000.088	0,00 %	200	Dodi Widjajanto (Director)
Henry Sawali (Direktur)	1.600.000	0,00 %	160	Henry Sawali (Director)
Masyarakat (masing-masing kepemilikan kurang dari 5%)	29.238.957.126	15,59 %	2.923.896	Public (Individual ownership of less than 5%)
Total saham biasa kelas B	187.866.201.892	99,99 %	18.786.620	Total common B shares
Total saham biasa	**187.887.539.870**	**100,00 %**	**19.000.000**	**Total common shares**

Susunan pemegang saham Bank pada tanggal 31 Desember 2023 sebagai berikut:

	Jumlah Saham (Nilai Penuh)/ *Number of Shares (Full Amount)*	Persentase Kepemilikan 31 Des 2023/ *Percentage of Ownership Dec 31, 2023*	Jumlah Modal Ditempatkan dan Disetor Penuh/*Issued and Fully Paid Capital*	
I. Saham Biasa Kelas A (Rp10.000 (nilai penuh) per lembar saham)				**I. Common A Shares** (Rp10,000 (full amount) per share)
PT Perusahaan Pengelola Aset (Persero)	4.736.255	0,00 %	47.363	PT Perusahaan Pengelola Aset (Persero)
Masyarakat (masing-masing kepemilikan kurang dari 5%)	16.601.723	0,01 %	166.017	Public (Individual ownership of less than 5%)
Total saham biasa kelas A	**21.337.978**	**0,01 %**	**213.380**	Total common A shares

27. Equity (continued)

a. Share capital (continued)

Limited Public Offering (LPO) VII (continued)

The Bank's shareholders as at December 31, 2024 are as follows:

The Bank's shareholders as at December 31, 2023 are as follows:

27. Ekuitas (lanjutan)

a. Modal saham (lanjutan)

Penawaran Umum Terbatas (PUT) VII (lanjutan)

	Jumlah Saham (Nilai Penuh)/ *Number of Shares (Full Amount)*	Persentase Kepemilikan 31 Des 2023/ *Percentage of Ownership Dec 31, 2023*	Jumlah Modal Ditempatkan dan Disetor Penuh/*Issued and Fully Paid Capital*	
II. Saham Biasa Kelas B (Rp100 (nilai penuh) per lembar saham)				**II. Common B Shares** Rp100 (full amount) per share)
Kookmin Bank Co., Ltd	125.655.736.951	66,87 %	12.565.574	Kookmin Bank Co., Ltd
STIC Eugene Star Holdings Inc	31.900.000.000	16,98 %	3.190.000	STIC Eugene Star Holdings Inc
PT Perusahaan Pengelola Aset (Persero)	1.034.232.376	0,55 %	103.423	PT Perusahaan Pengelola Aset (Persero)
Woo Yeul Lee (Direktur Utama)	8.500.000	0,01 %	850	Woo Yeul Lee (President Director)
Koperasi Pegawai Bulog Seluruh Indonesia	5.382.249	0,00 %	538	Koperasi Pegawai Bulog Seluruh Indonesia
Seng Hyup Shin (Direktur)	2.300.000	0,00 %	230	Seng Hyup Shin (Director)
Robby Mondong (Wakil Direktur Utama)	1.107.000	0,00 %	111	Robby Mondong (Deputy President Director)
Dodi Widjajanto (Direktur)	1.000.088	0,00 %	100	Dodi Widjajanto (Director)
Yohanes Suhardi (Direktur)	574.800	0,00 %	57	Yohanes Suhardi (Director)
Helmi Fahrudin (Direktur)	482.951	0,00 %	48	Helmi Fahrudin (Director)
Henry Sawali (Direktur)	200.000	0,00 %	20	Henry Sawali (Director)
Masyarakat (masing-masing kepemilikan kurang dari 5%)	29.256.685.477	15,58 %	2.925.669	Public (Individual ownership of less than 5%)
Total saham biasa kelas B	187.866.201.892	99,99 %	18.786.620	Total common B shares
Total saham biasa	**187.887.539.870**	**100,00 %**	**19.000.000**	**Total common shares**

Semua saham yang dikeluarkan oleh Bank adalah saham atas nama dan setiap saham mempunyai 1 (satu) hak suara.

All shares issued by the Bank entitle the holder to have 1 (one) vote per share.

b. Tambahan modal disetor - neto

Perubahan tambahan modal disetor adalah sebagai berikut:

Tambahan modal disetor yang berasal dari Penawaran saham perdana - neto	184.694	Additional paid-in-capital from IPO - net
Saldo tambahan modal disetor - neto pada tanggal 31 Desember 2006	**184.694**	**Balance of additional paid-in-capital - net as at December 31, 2006**
Tambahan modal disetor yang berasal dari eksekusi opsi saham - neto	33.138	Additional paid-in-capital arising from the exercise of share options - net
Saldo tambahan modal disetor - neto pada tanggal 31 Desember 2007	**217.832**	**Balance of additional paid-in-capital - net as at December 31, 2007**
Tambahan modal disetor yang berasal dari eksekusi opsi saham - neto	578	Additional paid-in-capital arising from the exercise of share options - net
Saldo tambahan modal disetor - neto pada tanggal 31 Desember 2008	**218.410**	**Balance of additional paid-in-capital - net as at December 31, 2008**

27. Equity (continued)

a. Share capital (continued)

Limited Public Offering (LPO) VII (continued)

b. Additional paid-in capital - net

The movements in additional paid in capital are as follow:

27. Ekuitas (lanjutan)

b. Tambahan modal disetor - neto (lanjutan)

Perubahan tambahan modal disetor adalah sebagai berikut: (lanjutan)

Tambahan modal disetor yang berasal dari Penawaran Umum Terbatas I - neto	82.647	Additional paid-in-capital from Limited Public Offering I - net
Tambahan modal disetor yang berasal dari eksekusi opsi saham - neto	3.133	Additional paid-in-capital arising from the exercise of share options - net
Saldo tambahan modal disetor - neto pada tanggal 31 Desember 2009	**304.190**	**Balance of additional paid-in-capital - net as at December 31, 2009**
Tambahan modal disetor yang berasal dari eksekusi opsi saham - neto	55.439	Additional paid-in-capital arising from the exercise of share options - net
Saldo tambahan modal disetor - neto pada tanggal 31 Desember 2010	**359.629**	**Balance of additional paid-in-capital - net as at December 31, 2010**
Tambahan modal disetor yang berasal dari Penawaran Umum Terbatas II - neto	727.852	Additional paid-in-capital from Limited Public Offering II - net
Tambahan modal disetor yang berasal dari eksekusi opsi saham - neto	6.838	Additional paid-in-capital arising from the exercise of share options - net
Saldo tambahan modal disetor - neto pada tanggal 31 Desember 2011	**1.094.319**	**Balance of additional paid-in-capital - net as at December 31, 2011**
Tambahan modal disetor yang berasal dari eksekusi opsi saham - neto	5.686	Additional paid-in-capital arising from the exercise of share options - net
Saldo tambahan modal disetor - neto pada tanggal 31 Desember 2012	**1.100.005**	**Balance of additional paid-in-capital - net as at December 31, 2012**
Tambahan modal disetor yang berasal dari Penawaran Umum Terbatas III - neto	281.522	Additional paid-in-capital from Limited Public Offering III - net
Tambahan modal disetor yang berasal dari eksekusi opsi saham - neto	3.915	Additional paid-in-capital arising from the exercise of share options - net
Pembalikan cadangan opsi saham yang telah gugur	8.599	Reversal of share option reverse which has been forfeited
Saldo tambahan modal disetor - neto pada tanggal 31 Desember 2013	**1.394.041**	**Balance of additional paid-in-capital - net as at December 31, 2013**
Tambahan modal disetor yang berasal dari Penawaran Umum Terbatas III - neto	330.028	Additional paid-in-capital from Limited Public Offering III - net
Saldo tambahan modal disetor - neto pada tanggal 31 Desember 2014	**1.724.069**	**Balance of additional paid-in-capital - net as at December 31, 2014**
Tambahan modal disetor yang berasal dari Penawaran Umum Terbatas IV - neto	1.199.869	Additional paid-in-capital from Limited Public Offering IV - net
Saldo tambahan modal disetor - neto pada tanggal 31 Desember 2018	**2.923.938**	**Balance of additional paid-in-capital - net as at December 31, 2018**

27. Equity (continued)

b. Additional paid-in capital - net (continued)

The movements in additional paid in capital are as follow: (continued)

27. Ekuitas (lanjutan) / 27. Equity (continued)

b. Tambahan modal disetor - neto (lanjutan) / b. Additional paid-in capital - net (continued)

Perubahan tambahan modal disetor adalah sebagai berikut: (lanjutan)

The movements in additional paid in capital are as follow: (continued)

Tambahan modal disetor yang berasal dari Penawaran Umum Terbatas V - neto	372.861	Additional paid-in-capital from Limited Public Offering V - net
Tambahan modal disetor yang berasal dari PMTHMETD - neto	1.472.452	Additional paid-in-capital from Private Placement - net
Saldo tambahan modal disetor - neto pada tanggal 31 Desember 2020	**4.769.251**	**Balance of additional paid-in-capital - net as at December 31, 2020**
Tambahan modal disetor yang berasal dari Penawaran Umun Terbatas VI - neto	3.517.177	Additional paid-in-capital from Limited Public Offering VI - net
Saldo tambahan modal disetor - neto pada tanggal 31 Desember 2022 dan 31 Desember 2021	**8.286.428**	**Balance of additional paid-in-capital - net as at December 31, 2022 and December 31, 2021**
Penggunaan tambahan modal disetor yang digunakan untuk biaya Penawaran Umum Terbatas VII - neto	(60.661)	Use of additional paid-in capital used for Limited Public Offering costs VII - net
Saldo tambahan modal disetor - neto pada tanggal 31 Desember 2024 and 2023	**8.225.767**	**Balance of additional paid-in-capital - net as at December 31, 2024 and 2023**

Tambahan modal disetor berupa agio saham berasal dari penerbitan saham pada saat IPO, PUT I, PUT II, PUT III, PUT IV, PUT V, PMTHMETD, PUT VI dan PUT VII sebagai berikut:

Additional paid-in capital arise from issuance of shares in IPO, LPO I, LPO II, LPO III, LPO IV, LPO V, PP, LPO VI and LPO VII are as follow:

	Harga Penawaran (Nilai Penuh) per Saham/ *Offering Price (Full Amount)* per Share	**Jumlah Lembar Saham/ *Number of Shares***	
IPO	350	843.765.500	IPO
PUT I	415	286.050.768	LPO I
PUT II	520	1.787.960.495	LPO II
PUT III	660	1.106.252.141	LPO IIII
PUT IV	570	2.565.288.316	LPO IV
PUT V	180	4.660.763.499	LPO V
PMTHMETD	190	16.360.578.947	PP
PUT VI	200	35.214.288.984	LPO VI
PUT VII	100	119.999.999.692	LPO VII

28. Kepentingan Non-Pengendali / 28. Non-Controlling Interest

Perubahan kepentingan non-pengendali atas aset neto entitas anak adalah sebagai berikut:

Movements in the non-controlling interest's share in the net assets of the subsidiaries are as follows:

	2024	**2023**	
Saldo awal	(26.146)	(4.828)	Beginning balance
Bagian kepentingan non-pengendali atas rugi bersih entitas anak	531	(21.318)	Net loss of subsidiaries attributable to non-controlling interest
Saldo akhir	**(25.615)**	**(26.146)**	**Ending balance**

29. Pendapatan Bunga Dan Syariah

Pendapatan bunga diperoleh dari:

	2024	2023	
Rupiah:			**Rupiah:**
Kredit yang diberikan	3.091.011	2.867.896	Loans
Surat-surat berharga	1.065.926	897.932	Marketable securities
Penempatan pada Bank Bank Indonesia dan bank lain	136.528	114.055	Placements with Bank Indonesia and other banks
Surat-surat berharga yang dibeli dengan janji dijual kembali	42.742	123.417	Purchased with agreements to resell Bank
Giro pada Bank Indonesia	25.270	28.107	Current account with Bank Indonesia
Giro pada bank lain	722	1.230	Current account with other banks
Tagihan lainnya	420	135	Other receivables
Sub-total	4.362.619	4.032.772	Sub-total
Mata uang asing:			**Foreign currencies:**
Kredit yang diberikan	484.633	252.183	Loans
Surat-surat berharga	58.329	31.270	Marketable securities
Penempatan pada Bank Indonesia dan bank lain	25.402	58.135	Placements with Bank Indonesia and other banks
Giro pada bank lain	-	3	Current account with other banks
Tagihan lainnya	290	331	Other receivables
Sub-total	568.654	341.922	Sub-total
Total pendapatan bunga	4.931.273	4.374.694	Total interest income
Pendapatan syariah	522.826	486.942	Sharia income
Total	**5.454.099**	**4.861.636**	**Total**

Pendapatan bunga dan syariah berdasarkan klasifikasi aset keuangan adalah sebagai berikut:

	2024	2023	
Diukur pada biaya perolehan amortisasi	5.023.311	4.575.624	Measured at amortized cost
Diukur pada nilai wajar melalui laba rugi	354.770	230.219	Fair value through profit and loss
Diukur pada nilai wajar melalui penghasilan komprehensif lain	76.018	55.793	Fair value through other comprehensive income
Total	**5.454.099**	**4.861.636**	**Total**

Termasuk dalam pendapatan bunga dari kredit yang diberikan adalah provisi dan komisi yang berkaitan dengan kegiatan pemberian kredit yang diamortisasi berdasarkan metode suku bunga efektif masing-masing sebesar Rp45.787 dan Rp61.738 untuk tahun-tahun yang berakhir 31 Desember 2024 dan 2023.

Termasuk dalam pendapatan syariah adalah pendapatan atas pembiayaan syariah dan surat-surat berharga.

29. Interest And Sharia Income

Interest income is derived from the following:

Interest and sharia income based on the classification of financial assets are as follows:

Interest income from loan include fees and commission related to lending activities amortized using an effective interest rate method amounting to Rp45,787 and Rp61,738 for the years ended December 31, 2024 and 2023, respectively.

Sharia income includes income from sharia financing and marketable securities.

30. Beban Bunga dan Syariah / 30. Interest Expense and Sharia Charges

Beban bunga dan syariah berasal dari:

Interest expense and sharia charges are derived from:

	2024	2023	
Rupiah:			**Rupiah:**
Deposito berjangka	1.664.056	1.747.716	Time deposits
Pinjaman yang diterima	844.219	852.041	Borrowings
Tabungan	260.606	191.786	Savings deposits
Surat berharga yang diterbitkan	156.498	308.086	Marketable securities issued
Giro	64.226	36.462	Demand deposits
Surat berharga yang dijual dengan janji dibeli kembali	51.428	4.525	Marketable securities sold with agreement to repurchase
Simpanan dari bank lain	16.025	13.949	Deposits from other banks
Sub-total	3.057.058	3.154.565	Sub-total
Mata uang asing:			**Foreign currencies:**
Simpanan dari bank lain	392.830	427.869	Deposits from other banks
Pinjaman yang diterima	259.672	39.216	Borrowings
Deposito berjangka	190.200	123.030	Time deposits
Surat berharga yang diterbitkan	53.713	-	Marketable securities issued
Giro	11.621	1.034	Demand deposits
Tabungan	114	996	Savings deposits
Sub-total	908.150	592.145	Sub-total
Total beban bunga	3.965.208	3.746.710	Total interest expense
Beban syariah	336.166	306.044	Sharia charges
Total	**4.301.374**	**4.052.754**	**Total**

Sehubungan dengan liabilitas bank umum yang dijamin oleh Program Penjaminan Pemerintah, Pemerintah Republik Indonesia telah mendirikan sebuah lembaga independen berdasarkan Undang-undang Republik Indonesia No. 24 tahun 2004 tanggal 22 September 2004. Berdasarkan peraturan ini, Lembaga Penjamin Simpanan (LPS) menjamin dana masyarakat termasuk dana dari bank lain dalam bentuk giro, deposito, sertifikat deposito, tabungan dan/atau bentuk lainnya yang dipersamakan dengan itu.

In connection with the commercial bank obligations guaranteed by Government Guarantee Program, the Indonesian Government has established an independent institution in accordance with the Republic of Indonesia Law No. 24 year 2004 dated September 22, 2004. Under this Law, The Deposit Guarantee Institution (*Lembaga Penjamin Simpanan*/LPS) guarantees third parties deposits including deposits from other banks in the form of demand deposits, time deposits, certificates of deposit, saving deposits and/or other equivalent forms.

Pada tanggal 13 Oktober 2008, Presiden Republik Indonesia menetapkan Peraturan Pemerintah No. 66 Tahun 2008 tentang besaran nilai simpanan yang dijamin LPS. Berdasarkan peraturan tersebut, nilai simpanan yang dijamin untuk setiap nasabah pada satu Bank yang semula berdasarkan Undang-undang No. 24 Tahun 2004 ditetapkan maksimum Rp100.000.000 (nilai penuh) diubah menjadi maksimum Rp2.000.000.000 (nilai penuh). Pada tanggal 31 Desember 2024 dan 2023, Bank adalah peserta dari program penjaminan tersebut.

On October 13, 2008, the President of the Republic of Indonesia approved Government Regulation No. 66 Year 2008 regarding the amount of deposits guaranteed by LPS. Based on such regulation, the customers' guaranteed deposit in a Bank which was previously regulated under Law No. 24 Year 2004 amounted to a maximum of Rp100,000,000 (full amount) was amended to a maximum of Rp2,000,000,000 (full amount). As at December 31, 2024 and 2023, the Bank was a participant of above guarantee program.

Bank telah melakukan pembayaran premi Program Penjaminan Pemerintah terhadap Kewajiban Pembayaran Bank Umum masing-masing sebesar Rp82.152 dan Rp98.812 untuk tahun-tahun yang berakhir pada tanggal 31 Desember 2024 dan 2023, yang dicatat sebagai beban pembiayaan lainnya.

The Bank has paid the premium on the Government Guarantee Program for Obligation of Commercial Banks amounting to Rp82,152 and Rp98,812 for the years ended December 31, 2024 and 2023, respectively, which was recorded as other financing charges.

31. Provisi dan Komisi Lainnya / 31. Other Fees and Commissions

	2024	2023	
Imbalan jasa	125.764	152.278	Fees
Jasa administrasi	46.603	94.318	Administrative service charges
Komisi merchant	4.515	5.702	Merchant commission
Lain-lain	53.066	81.434	Others
Total	**229.948**	**333.732**	**Total**

Imbalan jasa merupakan pendapatan yang berasal dari penerimaan imbalan atas pembayaran listrik, air, telepon, pajak, transaksi perdagangan dan lain-lain melalui Bank dan pendapatan imbalan atas transaksi ATM dengan bank lain.

Fees represent fees for electricity, water, telephone, tax, trade financing and other payments made through the Bank and fees from ATM transaction with other banks.

Lain-lain merupakan pendapatan dari jasa-jasa yang diberikan oleh Bank yang antara lain meliputi pendapatan jasa pelayanan nasabah dan transaksi kartu kredit.

Others consist of fees from services provided by the Bank, which include among others income from customer service and credit card transactions.

32. Pemulihan Cadangan (Penyisihan) Kerugian Penurunan Nilai Atas Aset Keuangan / 32. Reversal of Allowance (Provision) For Impairment Losses On Financial Assets

	2024	2023	
Surat-surat berharga (Catatan 7i)	(171)	(33)	Marketable securities (Note 7i)
Kredit yang diberikan dan pembiayaan/piutang Syariah	(3.372.975)	(5.466.917)	Loans and Sharia financing/ receivables
Tagihan akseptasi	413	(1.402)	Acceptance receivable
Tagihan lainnya	(80.167)	(69.440)	Other receivable
Total	**(3.452.900)**	**(5.537.792)**	**Total**

33. Beban Umum Dan Administrasi / 33. General And Administrative Expenses

Beban umum dan administrasi terdiri dari:

General and administrative expenses consist of:

	2024	2023	
Perbaikan dan pemeliharaan	226.638	198.995	Repairs and maintenance
Penyusutan aset tetap (Catatan 13)	151.356	193.415	Depreciation of fixed assets (Note 13)
Alih daya	122.887	151.973	Outsourcing
Jasa profesional	110.075	108.739	Professional fees
Komunikasi	52.258	62.006	Communications
Transportasi	36.401	35.290	Transportation
Pendidikan dan pelatihan	28.722	26.192	Education and training
Iklan dan promosi	25.225	23.015	Advertising and promotion
Listrik dan air	24.276	27.162	Electricity and water
Transaksi ATM	20.520	11.750	ATM transactions
Interchange dan keanggotaan kartu	18.458	28.426	Card interchange and membership
Amortisasi piranti lunak (Catatan 14)	15.082	67.175	Amortization of software (Note 14)
Sewa	14.123	130.118	Rent
Perlengkapan kantor	13.713	10.982	Office supplies
Beban Bunga - Aset Sewa	10.588	15.795	Interest Expense - Lease
Representasi	5.901	4.499	Representation
Asuransi	3.607	5.835	Insurance
Pengiriman uang	1.373	2.008	Cash delivery
Lain-lain	238.455	268.219	Others
Total	**1.119.658**	**1.371.594**	**Total**

33. Beban Umum Dan Administrasi (lanjutan)

Interchange kartu merupakan biaya yang timbul dari transaksi kartu kredit dan debit dengan *Visa Electron* dan *MasterCard.*

Lain-lain meliputi biaya kegiatan karyawan, biaya proses warkat kliring, biaya transaksi *payment point*, sumbangan dan hadiah dan lain-lain.

33. General And Administrative Expenses (continued)

Card interchange is cost from the transaction of credit and debit cards with Visa Electron and MasterCard.

Others consist of employees' activities expense, clearing process expenses, payment point transaction expenses, social contribution and gifts, and others.

34. Beban Gaji dan Tunjangan Karyawan

Beban gaji dan tunjangan karyawan terdiri dari:

	2024	2023	
Gaji, insentif, dan lembur	445.641	426.276	Salaries, incentives, and overtime payments
Tunjangan karyawan	258.532	240.938	Employee benefits
Asuransi karyawan	76.378	50.254	Employee insurance
Dana pensiun	40.332	43.921	Pension benefits
Beban (penghasilan) imbalan pasca-kerja dan jangka panjang lainnya (Catatan 37)	3.343	48.587	Provision for post employement and other long-term benefits expense (Note 37)
Total	**824.226**	**809.976**	**Total**

Berikut ini adalah beban gaji dan tunjangan-tunjangan untuk pengurus dan pejabat eksekutif (Catatan 38):

	2024	2023	
Dewan Komisaris	4.405	5.757	Board of Commissioners
Direksi	12.009	16.625	Board of Directors
Lain-lain *)	34.665	34.310	Others *)
	51.079	56.692	
Pajak	7.661	10.768	Tax
Total	**58.740**	**67.460**	**Total**

*) Termasuk pejabat eksekutif, komite audit dan lain-lain.

34. Salaries and Employee Benefits Expenses

Salaries and employee benefits expenses consist of:

Outlined below are salaries other benefits for the management and executive officers (Note 38):

*) Including executive officers, audit committee and others.

35. Pendapatan (Beban) Non-operasional - Neto

	2024	2023	
Kerugian dari penjualan aset tetap (Catatan 13)	(8.380)	(5.700)	Loss on sale of fixed assets (Note 13)
Keuntungan (kerugian) dari penjualan agunan yang diambil alih	(43.618)	(5.674)	Gain (loss) on sale of foreclosed assets
Lain-lain - neto	(66.035)	(116.811)	Others - net
Total	**(118.033)**	**(128.185)**	**Total**

Lain-lain terdiri dari denda yang timbul dari transaksi perpajakan, komitmen kredit dan lain-lain.

35. Non-operating Income (Expense) - Net

Others consist of tax penalty, loan commitment penalty and others.

36. Informasi Segmen

a. Bidang usaha

Nama Perusahaan/Company	Bidang Usaha/Business Activities
PT Bank KB Bukopin Tbk	Perbankan konvensional/Conventional banking
PT Bank KB Bukopin Syariah	Perbankan syariah/Sharia banking
PT KB Bukopin Finance	Pembiayaan/Financing

b. Segmen operasi

Segmen operasi

Untuk tahun-tahun yang berakhir pada tanggal 31 Desember 2024 dan 2023, tidak terdapat pendapatan bunga dari salah satu konsumen eksternal yang mencapai 10% atau lebih dari total pendapatan bunga dan syariah Bank.

Berikut adalah informasi segmen usaha Grup berdasarkan segmen operasi:

(i) Pendapatan bunga dan syariah konsolidasian

	2024		2023		
	%	Rp	%	Rp	
Perbankan konvensional	89,80	4.902.013	89,70	4.355.568	Conventional banking
Pembiayaan	0,62	34.260	0,27	12.935	Financing
Syariah	9,58	522.826	10,03	486.942	Sharia
Total sebelum eliminasi	100,00	5.459.099	100,00	4.855.445	Total before elimination
Eliminasi		(5.000)		6.191	Elimination
Pendapatan bunga konsolidasian		**5.454.099**		**4.861.636**	**Consolidated interest income**

(ii) Rugi operasional konsolidasian

	2024		2023		
	%	Rp	%	Rp	
Perbankan konvensional	100,62	(4.816.462)	91,41	(6.088.071)	Conventional banking
Pembiayaan	(0,30)	14.439	0,26	(17.443)	Financing
Syariah	(0,32)	15.182	8,33	(554.401)	Sharia
Total sebelum eliminasi	100,00	(4.786.841)	100,00	(6.659.915)	Total before elimination
Eliminasi		654		713	Elimination
Rugi operasional konsolidasian		**(4.786.187)**		**(6.659.202)**	**Consolidated operating loss**

36. Segment Information

a. Business activities

Nama Perusahaan/Company	Bidang Usaha/Business Activities
PT Bank KB Bukopin Tbk	Perbankan konvensional/Conventional banking
PT Bank KB Bukopin Syariah	Perbankan syariah/Sharia banking
PT KB Bukopin Finance	Pembiayaan/Financing

b. Business segment

Operating segment

For the years ended December 31, 2024 and 2023, there are no interest incomes from transactions with a single external customer amounted to 10% or more of the Bank's total interest and sharia.

Following is the Group business segment information by operating segment:

(i) Consolidated interest income and sharia

	2024		2023		
	%	Rp	%	Rp	
Perbankan konvensional	89,80	4.902.013	89,70	4.355.568	Conventional banking
Pembiayaan	0,62	34.260	0,27	12.935	Financing
Syariah	9,58	522.826	10,03	486.942	Sharia
Total sebelum eliminasi	100,00	5.459.099	100,00	4.855.445	Total before elimination
Eliminasi		(5.000)		6.191	Elimination
Pendapatan bunga konsolidasian		**5.454.099**		**4.861.636**	**Consolidated interest income**

(ii) Consolidated operating loss

	2024		2023		
	%	Rp	%	Rp	
Perbankan konvensional	100,62	(4.816.462)	91,41	(6.088.071)	Conventional banking
Pembiayaan	(0,30)	14.439	0,26	(17.443)	Financing
Syariah	(0,32)	15.182	8,33	(554.401)	Sharia
Total sebelum eliminasi	100,00	(4.786.841)	100,00	(6.659.915)	Total before elimination
Eliminasi		654		713	Elimination
Rugi operasional konsolidasian		**(4.786.187)**		**(6.659.202)**	**Consolidated operating loss**

36. Informasi Segmen (lanjutan)

b. Segmen operasi (lanjutan)

Segmen operasi (lanjutan)

(iii) Rugi bersih konsolidasian

	2024		2023		
	%	Rp	%	Rp	
Perbankan konvensional	100,28	(7.378.803)	90,99	(5.510.780)	Conventional banking
Pembiayaan	(0,13)	9.478	0,31	(18.571)	Financing
Syariah	(0,15)	11.242	8,70	(527.065)	Sharia
Total sebelum eliminasi	100,00	(7.358.083)	100,00	(6.056.416)	Total before elimination
Eliminasi		1.029.463		713	Elimination
Rugi bersih konsolidasian		**(6.328.620)**		**(6.055.703)**	**Consolidated net loss**

(iv) Total aset konsolidasian

	2024		2023		
	%	Rp	%	Rp	
Perbankan konvensional	89,01	75.458.349	90,39	78.842.594	Conventional banking
Pembiayaan	10,20	8.644.907	0,53	459.661	Financing
Syariah	0,79	667.749	9,08	7.920.474	Sharia
Total sebelum eliminasi	100,00	84.771.005	100,00	87.222.729	Total before elimination
Eliminasi		(1.695.707)		(2.915.429)	Elimination
Total aset konsolidasian		**83.075.298**		**84.307.300**	**Total consolidated assets**

(v) Total liabilitas konsolidasian

	2024		2023		
	%	Rp	%	Rp	
Perbankan konvensional	89,37	67.894.901	89,95	64.080.008	Conventional banking
Pembiayaan	10,35	7.864.525	0,01	10.277	Financing
Syariah	0,28	208.927	10,04	7.151.658	Sharia
Total sebelum eliminasi	100,00	75.968.353	100,00	71.241.943	Total before elimination
Eliminasi		(854.841)		(1.044.806)	Elimination
Total liabilitas konsolidasian		**75.113.512**		**70.197.137**	**Total consolidated liabilities**

36. Segment Information (continued)

b. Business segment (continued)

Operating segment (continued)

(iii) Consolidated net loss

(iv) Total consolidated assets

(v) Total consolidated liabilities

36. Informasi Segmen (lanjutan)

c. Segmen geografis

Berikut ini adalah informasi segmen usaha Grup berdasarkan daerah geografis:

(i) Pendapatan bunga konsolidasian

	2024		2023		
	%	Rp	%	Rp	
Jabodetabek	77,47	4.229.067	69,65	3.381.976	Jabodetabek
Jawa selain Jabodetabek	9,10	497.017	13,48	654.485	Java other than Jabodetabek
Sumatera	5,34	291.576	6,67	324.025	Sumatera
Kalimantan	1,40	76.354	1,87	90.653	Kalimantan
Lain-lain	6,69	365.085	8,33	404.306	Others
Total sebelum eliminasi	100,00	5,459.099	100,00	4.855.445	Total before elimination
Eliminasi		(5.000)		6.191	Elimination
Pendapatan bunga konsolidasian		**5.454.099**		**4.861.636**	**Consolidated interest income**

(ii) Rugi operasional konsolidasian

	2024		2023		
	%	Rp	%	Rp	
Jabodetabek	55,49	(2.656.256)	66,82	(4.450.328)	Jabodetabek
Jawa selain Jabodetabek	22,35	(1.070.081)	22,73	(1.513.717)	Java other than Jabodetabek
Sumatera	7,11	(340.145)	3,99	(265.686)	Sumatera
Kalimantan	4,41	(211.334)	1,33	(88.722)	Kalimantan
Lain-lain	10,64	(509.025)	5,13	(341.462)	Others
Total sebelum eliminasi	100,00	(4.786.841)	100,00	(6.659.915)	Total before elimination
Eliminasi		654		713	Elimination
Rugi operasional konsolidasian		**(4.786.187)**		**(6.659.202)**	**Consolidated interest income**

(iii) Rugi bersih konsolidasian

	2024		2023		
	%	Rp	%	Rp	
Jabodetabek	73,84	(5.433.505)	67,17	(4.067.817)	Jabodetabek
Jawa selain Jabodetabek	12,68	(932.965)	22,29	(1.349.764)	Java other than Jabodetabek
Sumatera	4,59	(337.443)	4,45	(269.318)	Sumatera
Kalimantan	2,87	(211.083)	1,47	(88.786)	Kalimantan
Lain-lain	6,02	(443.088)	4,62	(280.731)	Others
Total sebelum eliminasi	100,00	(7.358.084)	100,00	(6.056.416)	Total before elimination
Eliminasi		1.029.464		713	Elimination
Rugi bersih konsolidasian		**(6.328.620)**		**(6.055.703)**	**Consolidated net loss**

36. Segment Information (continued)

c. Geographic segment

Following is the Group business segment information by geographical area:

(i) Consolidated interest income

(ii) Consolidated operating loss

(iii) Consolidated net loss

36. Informasi Segmen (lanjutan)

c. Segmen geografis (lanjutan)

(iv) Total aset konsolidasian

	2024		2023		
	%	Rp	%	Rp	
Jabodetabek	73,50	62.304.706	70,52	61.507.271	Jabodetabek
Jawa selain Jabodetabek	11,19	9.488.028	12,95	11.298.679	Java other than Jabodetabek
Sumatera	6,34	5.371.607	6,66	5.807.490	Sumatera
Kalimantan	1,38	1.171.399	1,71	1.492.026	Kalimantan
Lain-lain	7,59	6.435.265	8,16	7.117.263	Others
Total sebelum eliminasi	100,00	84.771.005	100,00	87.222.729	Total before elimination
Eliminasi		(1.695.707)		(2.915.429)	Elimination
Total aset konsolidasian		**83.075.298**		**84.307.300**	**Total consolidated assets**

(v) Total liabilitas konsolidasian

	2024		2023		
	%	Rp	%	Rp	
Jabodetabek	59,21	44.983.807	55,61	39.617.023	Jabodetabek
Jawa selain Jabodetabek	15,88	12.065.299	19,89	14.171.176	Java other than Jabodetabek
Sumatera	8,30	6.302.577	8,78	6.251.866	Sumatera
Kalimantan	6,11	4.643.401	4,26	3.033.770	Kalimantan
Lain-lain	10,50	7.973.269	11,46	8.168.108	Others
Total sebelum eliminasi	100,00	75.968.353	100,00	71.241.943	Total before elimination
Eliminasi		(854.841)		(1.044.806)	Elimination
Total liabilitas konsolidasian		**75.113.512**		**70.197.137**	**Total consolidated liabilities**

37. Kesejahteraan Karyawan

Imbalan Pensiun

Bank menyelenggarakan program pensiun iuran pasti untuk karyawan yang diangkat menjadi karyawan tetap sejak 1 April 2010. Keputusan tersebut telah disetujui oleh Dewan Direksi sesuai dengan Surat Keputusan terbaru No. 1218 Tahun 2013. Keputusan penyempurnaan program iuran pasti disempurnakan kembali dengan Surat Keputusan Direksi Adendum II SK No. 0961 Tahun 2016 bahwa pembayaran iuran program pensiun dikelola oleh Dana Pensiun Lembaga Keuangan (DPLK) PT Bank KB Bukopin Tbk yang telah disahkan oleh Otoritas Jasa Keuangan Nomor KEP-32/NB.1/2016. Program ini berlaku untuk karyawan yang diangkat sebagai karyawan tetap sejak tanggal efektif perubahan program pensiun Manfaat Pasti oleh Otoritas Jasa Keuangan. Program ini juga berlaku untuk karyawan yang sebelumnya merupakan peserta program manfaat pasti yang telah dihentikan programnya seperti yang disebutkan di atas.

36. Segment Information (lanjutan)

c. Geographic segment (continued)

(iv) Total consolidated assets

(v) Total consolidated liabilities

37. Employee Service Entitlements

Pension Benefits

The Bank provides a defined contribution pension plan for employees who become permanent employees since April 1, 2010. The decision had been approved by the Board of Directors in accordance with the latest Decree No. 1218 of 2013. The decision to improve the defined contribution program was further refined with a Decree of Directors Addendum II SK No. 0961 of 2016 that contribution payments managed by Financial Institution Pension Fund PT Bank KB Bukopin Tbk which has been approved by the Financial Services Authority Number KEP-32/NB.1/2016. This program applies to employee who is appointed as permanent employees from the effective date of the change to the defined benefit pension plan by the Financial Services Authority. The program also applied for employee who previously was a member of the defined benefit pension plan that has been terminated as mentioned above.

37. Kesejahteraan Karyawan (lanjutan)

Imbalan Pensiun (lanjutan)

Beban pensiun iuran pasti yang telah dibebankan pada laba rugi untuk tahun yang berakhir pada tanggal 31 Desember 2024 dan 2023, masing-masing sebesar Rp3.343 dan Rp48.587.

Kesejahteraan Karyawan

Kesejahteraan karyawan meliputi uang jasa, uang pisah, pesangon, tunjangan cuti besar dan kompensasi lainnya, dikompensasikan dengan imbalan pensiun.

Sejak tanggal 20 Desember 2013, Bank memberikan asuransi kesehatan pensiun kepada karyawan yang telah memasuki usia pensiun dan pasangannya selama 2 (dua) tahun setelah tanggal karyawan pensiun. Manfaat-manfaat asuransi diberikan melalui sistem penggantian kepada karyawan.

Liabilitas Imbalan Pasca-Kerja

Penyisihan untuk imbalan kerja karyawan sesuai dengan Undang-Undang Cipta Kerja No. 11/2020 tanggal 2 November 2020. Penyisihan telah dibuat sesuai dengan PSAK 24 (revisi 2013) tentang Imbalan Kerja. Asumsi aktuarial dan metode yang digunakan untuk mengukur liabilitas pasca kerja, beban dan liabilitas kerja karyawan telah memadai dan disajikan menurut estimasi terbaik kami atas kondisi masa depan.

Perhitungan aktuaria atas liabilitas estimasi untuk kesejahteraan karyawan Bank saja pada tanggal 31 Desember 2024 didasarkan atas laporan dari KKA I Gde Eka Sarmaja, FSAI dan Rekan, tertanggal 7 Maret 2025 dengan menggunakan metode *Projected Unit Credit.*

Perhitungan aktuaria atas liabilitas estimasi untuk kesejahteraan karyawan KBBS pada tanggal 31 Desember 2024 didasarkan atas laporan dari KKA I Gde Eka Sarmaja, FSAI dan Rekan tertanggal 12 Maret 2025 dengan metode *Projected Unit Credit.*

Perhitungan aktuaria atas liabilitas estimasi untuk kesejahteraan karyawan untuk KBBF pada tanggal 31 Desember 2023 didasarkan atas laporan dari KKA I Gde Eka Sarmaja, FSAI dan Rekan tertanggal 10 Maret 2025 dengan metode *Projected Unit Credit.*

Beban yang diakui dalam laporan laba rugi dan penghasilan komprehensif lain konsolidasian adalah sebagai berikut:

37. Employee Service Entitlements (continued)

Pension Benefits (continued)

Defined contribution pension expense that was charge to profit or loss as for the years ended December 31, 2024 and 2023, amounted to Rp3,343 and Rp48,587, respectively.

Employees' Service Entitlements

Employees' service entitlements consist of service payments, severance payments, termination benefits, long leave benefits and other compensation, compensated with retirement benefits.

Starting December 20, 2013, the Bank provides pension health insurance for employees and their spouses during 2 (two) years after the employee's pension date. Insurance benefits are granted by reimbursement system to the employees.

Post-Employment Benefits Liability

Provision for employee benefits in accordance with the Job Creation Law No. 11/2020 dated November 2, 2020. Provision has been made in accordance with PSAK 24 (Revised 2013) regarding employee benefits. The actuarial assumptions and methods used to measure post-employment liabilities, expenses, and employees' employment liabilities are adequate and are presented according to our best estimate of future conditions.

The actuarial calculation of the estimated liability for the welfare of the Bank's employees only as at December 31, 2024 was based on reports from KKA I Gde Eka Sarmaja, FSAI and Co, dated March 7, 2025 using the Projected Unit Credit method.

The actuarial calculation for estimated employee service entitlement liabilities of KBBS as at December 31, 2024 was based on reports from KKA I Gde Eka Sarmaja, FSAI and Co dated March 12, 2025 using the Projected Unit Credit method.

The actuarial calculation for estimated employee service entitlement liabilities of KBBF as at December 31, 2023 was based on reports from KKA I Gde Eka Sarmaja, FSAI and Co dated March 10, 2024 using the Projected Unit Credit method.

The expenses recognized in the consolidated statement of profit or loss and other comprehensive income were as follows:

37. Kesejahteraan Karyawan (lanjutan)

37. Employee Service Entitlements (continued)

Liabilitas Imbalan Pasca-Kerja (lanjutan)

Post-Employment Benefits Liability (continued)

	2024	2023	
Beban jasa kini	11.901	13.861	Current service cost
Beban masa lalu	-	(13.122)	Past service cost
Beban bunga	6.592	8.684	Interest expense
Kerugian atas penyelesaian	676	59.697	Losses on settlement
Pengakuan keuntungan aktuaria	(15.826)	(20.533)	Actuarial gains
Total	**3.343**	**48.587**	**Total**

Rekonsiliasi perubahan liabilitas selama tahun berjalan yang diakui di laporan posisi keuangan konsolidasian adalah sebagai berikut:

The movements of estimated post-employment benefits liability in the consolidated statements of financial position were as follows:

	2024	2023	
Liabilitas pada awal tahun	100.344	127.787	Liability at beginning of the year
Penyisihan (Pembalikan) tahun berjalan (Catatan 34)	3.343	48.587	Provision (reversal) during the year (Note 34)
Pembayaran selama tahun berjalan	(14.375)	(67.390)	Payment during the year
Jumlah yang diakui di penghasilan komprehensif lainnya	14.252	(8.640)	Total amount recognized in comprehensive income
Liabilitas pada akhir tahun	**103.564**	**100.344**	**Liability at the end of year**

Mutasi nilai kini liabilitas imbalan kerja adalah sebagai berikut:

The movements in the present value of liabilites for employee benefits were follows:

	2024	2023	
Saldo pada awal periode/tahun	100.344	127.787	Liability at beginning of the year
Beban jasa kini	11.901	13.861	Current service cost
Beban masa lalu	-	(13.122)	Past service cost
Beban bunga	6.592	8.684	Interest cost
Kerugian atas penyelesaian	676	59.697	Losses on settlement
Manfaat yang dibayarkan	(14.375)	(67.390)	Benefit paid
(Kerugian)/keuntungan pada kewajiban aktuari:			Actarial (gains)/losses on obligation:
Asumsi demografi	(7.778)	-	Demographic assumption
Asumsi keuangan	3.495	7.421	Financial assumption
Penyesuaian pengalaman	2.709	(36.594)	Experience adjustment
Liabilitas pada akhir tahun	**103.564**	**100.344**	**Liability at the end of year**

Tabel berikut menunjukkan sensitivitas atas kemungkinan perubahan tingkat diskonto dan tingkat kenaikan gaji sebesar 1%, dengan variabel lain dianggap tetap, terhadap nilai kini liabilitas imbalan kerja karyawan:

The following table demonstrates the sensitivity to a reasonably possible change in discount rates and salary increment rate amounting to 1%, with all other variables held constant, of the present value of employee benefits liability:

	2024	2023	
Tingkat diskonto			**Discount rate**
Tingkat diskonto +1%	(8.635)	(9.989)	Discount rate +1%
Tingkat diskonto -1%	9.940	11.720	Discount rate -1%
Tingkat kenaikan gaji			**Salary increment rate**
Tingkat kenaikan gaji +1%	11.038	14.622	Salary increment rate +1%
Tingkat kenaikan gaji -1%	(9.588)	(11.911)	Salary increment rate -1%

37. Kesejahteraan Karyawan (lanjutan)

Liabilitas Imbalan Pasca-Kerja (lanjutan)

Analisis jatuh tempo yang diharapkan dari imbalan pasca-kerja yang tidak terdiskonto pada tanggal 31 Desember 2024 dan 2023, adalah sebagai berikut:

37. Employee Service Entitlements (continued)

Post-Employment Benefits Liability (continued)

Expected maturity analysis of undiscounted post-employment benefit as at December 31, 2024 and 2023, are as follows:

	2024	2023	
Dalam waktu 12 bulan berikutnya	5.854	3.756	Within the next 12 months
Antara 1 dan 5 tahun	24.200	15.603	Between 1 and 5 years
Antara 5 dan 10 tahun	81.209	56.052	Between 5 and 10 years
Di atas 10 tahun	464.222	501.731	Beyond 10 years
Total	**575.485**	**577.142**	**Total**

Asumsi-asumsi yang digunakan dalam perhitungan aktuaria untuk tahun yang berakhir pada tanggal 31 Desember 2024 dan 2023, adalah sebagai berikut:

The assumptions used in actuarial calculation for the years ended December 31, 2024 and 2023, are as follows:

	2024		2023		
	Bank	**Entitas Anak/ *Subsidiaries***	***Bank***	**Entitas Anak/ *Subsidiaries***	
Asumsi ekonomi:					Economic assumptions:
Tingkat diskonto	7,00% per tahun/ *7.00% per annum*	7,00% per tahun/ *7.00% per annum*	6,50% per tahun/ *6.50% per annum*	6,50% per tahun/ *6.50% per annum*	Discount rate
Tingkat rata-rata kenaikan penghasilan	5,00% per tahun/ *5.00% per annum*	5,00% per tahun/ *5.00% per annum*	5,00% per tahun/ *5.00% per annum*	5,00% per tahun/ *5.00% per annum*	Average salary increase rate
Tingkat kenaikan harga emas	7,00% per tahun/ *7.00% per annum*	- -	7,00% per tahun/ *7.00% per annum*	- -	Gold price increase rate
Asumsi lainnya:					Other assumptions:
Usia pensiun normal	56 tahun/*56 years*	56 tahun/*56 years*	56 tahun/*56 years*	56 tahun/*56 years*	Normal retirement age
Tingkat kematian	Tabel TM IV- 2019/ *TM IV - 2019 Table*	Tabel TM IV- 2019/ *TM IV - 2019 Table*	Tabel TM IV- 2019/ *TM IV - 2019 Table*	Tabel TM IV- 2019/ *TM IV - 2019 Table*	Mortality rate
Tingkat kecacatan	10% dari TM IV-2019/ *10% from TM IV-2019*	10% dari TM IV-2019/ *10% from TM IV-2019*	10% dari TM IV-2019/ *10% from TM IV-2019*	10% dari TM IV-2019/ *10% from TM IV-2019*	Disability rate
Tingkat pengunduran diri	10% pada usia 25 tahun yang menurun secara linear 0% sampai pada usia 56 tahun/ *10% for age 25 years old and below, then decreasing linearly to 0% at age 56 years old*	15% pada usia 25 tahun yang menurun secara linear 0% sampai pada usia 56 tahun/ 15% for age 25 years *old and below, then decreasing linearly to 0% at age 56 years old .*	4% pertahun sampai usia 30 tahun kemudian menurun linear menjadi 0,1% pertahun di usia 49 tahun dan 1% pertahun untuk usia 50 sampai usia 54/ *4% up to age 30 and decreasing linearly 0.1%up to age 49 decreasing linearly 1% ages 50 to 54*	4% pertahun sampai usia 30 tahun kemudian menurun linear menjadi 0,1% pertahun di usia 49 tahun dan 1% pertahun untuk usia 50 sampai usia 54/ *4% up to age 30 and decreasing linearly 0.1%up to age 49 decreasing linearly 1% ages 50 to 54*	Resignation rate

38. Transaksi dan Saldo Dengan Pihak-Pihak Berelasi

Dalam menjalankan kegiatan usahanya, Grup melakukan transaksi-transaksi tertentu dengan pihak-pihak berelasi.

38. Transactions and Balances With Related Parties

In the normal course of business, the Group entered into certain transactions with related parties.

	2024	2023	
Aset			**Assets**
Giro pada Bank lain			Current account in other Bank
KB Kookmin Bank (Catatan 5)	10.585	6.377	KB Kookmin Bank (Note 5)
Kredit yang diberikan dan pembiayaan/ piutang Syariah - bruto (Catatan 9l) :			Loans and Sharia financing/ receivables - gross (Note 9l):
PT KB Finansia Multi Finance	249.989	499.791	PT KB Finansia Multi Finance
PT Sunindo KB Finance	59.850	119.988	PT Sunindo KB Finance
Direksi, Dewan Komisaris, Dewan Pengawas Syariah, dan Pejabat Eksekutif	30.144	21.226	Directors, Commissioners, Sharia Supervisory Board, and Executive Officers
Total aset untuk pihak berelasi	**350.568**	**647.382**	**Total related parties assets**
Persentase terhadap total aset	**0,42%**	**0,77%**	**Percentage to total assets**
Liabilitas			**Liabilities**
Pinjaman yang diterima (Catatan 23)	6.557.175	6.544.886	Borrowing (Note 23)
Simpanan dari bank lain (Catatan 20)	2.710.649	7.699.413	Deposit from other banks (Note 20)
Dana pensiun Bank KB Bukopin	-	61.700	KB Bukopin Bank pension fund
Tabungan (Catatan 18)	45.260	18.491	Savings deposits (Note 18)
Deposito berjangka (Catatan 19)	42.412	40.311	Time deposits (Note 19)
Direksi, Dewan Komisaris, Dewan Pengawas Syariah, dan Pejabat Eksekutif	28.211	-	Directors, Commissioners, Sharia Supervisory Board, and Executive Officers
Giro (Catatan 17)	3.203	9.094	Demand deposits (Note 17)
Total liabilitas untuk pihak berelasi	**9.386.910**	**14.373.895**	**Total related parties liabilities**
Persentase terhadap total liabilitas	**12,50%**	**20,48%**	**Percentage to total liabilities**
Pendapatan dan Beban Operasional			**Income and Expenses From Operations**
Pendapatan bunga dan syariah dari pihak berelasi	24.469	22.592	Interest and sharia income from related parties
Persentase terhadap pendapatan bunga dan syariah	0,45%	0,46%	Percentage to total interest and sharia income
Beban bunga dan syariah dari pihak berelasi	664	899	Interest expense and sharia charges from related parties
Persentase terhadap beban bunga dan Syariah	0,02%	0,02%	Percentage to total interest and Sharia income
Beban operasional lainnya			Other operating expenses
Gaji dan tunjangan karyawan, pengurus, dan pejabat eksekutif (Catatan 34)	58.740	67.460	Salaries and benefits for employees, management and executive officer (Note 34)
Persentase terhadap Beban operasional lainnya	2,90%	2,96%	Percentage to other operating expenses

38. Transaksi Dan Saldo Dengan Pihak-Pihak Berelasi (lanjutan)

Hubungan dengan pihak berelasi adalah sebagai berikut:

Sifat dari hubungan/*Nature of Relationship*	Pihak berelasi/*Related parties*
Pemegang saham pengendali/*Controlling Shareholder*	KB Kookmin Bank Co., Ltd
Dikendalikan/dibawah pengaruh signifikan salah satu pemegang saham utama Bank/ *Controlled by/under significant influence of one of major shareholder*	PT Haka Sarana Investama Kopelindo Infrastruktur Indonesia PT Bosowa Berlian Motor PT Bosowa Amal Taksi PT Mallomo PT Bosowa Utama PT Makassar Capital PT Bosowa Tambang Indonesia PT KB Finansial Multi Finance PT Sunindo KB Finance PT Kurnia Oryza Abadi PT Dalle Mineral Papua PT KB Valbury Sekuritas
Dikendalikan oleh keluarga terdekat dari manajemen/*Controlled by a close member of the management's family*	
Manajemen kunci yang sama/*Same key management*	Dinasti Batubara Indonesia PT Gerin Surya Gemilang
Dana pensiun Bank/*The Bank's pension fund*	Dana Pensiun Bank KB Bukopin
Manajemen dan karyawan kunci/ *Management and key employees*	Direksi, Dewan Komisaris, Dewan Pengawas Syariah, dan Pejabat Eksekutif/*Board of Directors, Board of Commissioners, Sharia Supervisory Board, and Executive Officers*

38. Transactions And Balances With Related Parties (continued)

The relationships with related parties are as follows:

39. Komitmen Dan Kontinjensi

Bank memiliki komitmen dan kontinjensi sebagai berikut:

	2024	2023	
Komitmen			**Commitments**
Tagihan Komitmen			**Commitments Receivables**
Pembelian spot dan derivatif yang masih berjalan	808.182	595.903	Outstanding spot and derivative purchased
Liabilitas Komitmen			**Commitments Liabilities**
Fasilitas kredit yang diberikan dan pembiayaan/piutang Syariah yang belum digunakan	(4.282.285)	(4.822.935)	Unused loans and Sharia financing/receivable facilities
L/C yang tidak dapat dibatalkan yang masih berjalan Pihak ketiga	(90.095)	(88.205)	Outstanding irrevocable L/C Third parties
Penjualan spot dan derivatif yang masih berjalan	(1.621.857)	(971.552)	Outstanding spot and derivative sold
Total Liabilitas Komitmen	(5.994.237)	(5.882.692)	Total Commitments Liabilities
Total Komitmen - Neto	**(5.186.055)**	**(5.286.789)**	**Total Commitments - Net**

39. Commitments And Contingencies

The Bank has commitments and contingencies as follows:

39. Komitmen Dan Kontinjensi (lanjutan)

39. Commitments And Contingencies (continued)

	2024	2023	
Kontinjensi			**Contingencies**
Tagihan Kontinjensi			**Contigent Receivables**
Pendapatan bunga dalam penyelesaian	5.123.131	4.038.667	Interest Income on non-performing loans
Liabilitas Kontinjensi			**Contingent Liablities**
Bank garansi Pihak ketiga	(582.778)	(1.337.709)	Bank Guarantees Third Parties
Total Liabilitas Kontinjensi	(582.778)	(1.337.709)	Total Contingent Liabilities
Total Kontinjensi - Neto	**4.540.353**	**2.700.958**	**Total Contingencies - Net**
Liabilitas Komitmen dan Kontinjensi - Neto	**(645.702)**	**(2.585.831)**	**Commitments and Contingent Liabilities - Net**

40. Manajemen Risiko

Bank senantiasa memperhatikan upaya untuk meningkatkan kesadaran risiko *(risk awareness)* dan memperkuat budaya risiko *(risk culture)* bagi seluruh jenjang karyawan Bank, agar dapat menerapkan pengelolaan risiko dengan baik dan secara menyeluruh dalam aktivitas perbankan sehari-hari. Oleh karena itu, Bank berupaya menerapkan manajemen risiko yang efektif dan komprehensif sebagai aspek penting bagi Bank dalam pengelolaan berbagai risiko yang dihadapi Bank.

Pengelolaan risiko yang baik dan efektif menjadi salah satu faktor penting atas keberhasilan Bank dalam menjalankan strategi dan upaya meningkatkan kinerja. Pengelolaan tersebut bertujuan untuk melindungi Bank dari kerugian yang mungkin timbul diakibatkan dari berbagai aktivitasnya, serta menjaga tingkat risiko agar sesuai dengan strategi bisnis dan arahan yang telah dicanangkan. Karena itu, Bank menjaga keseimbangan antara risiko dan manfaat agar menghasilkan pertumbuhan nilai jangka bagi pemegang saham.

Manajemen risiko mempunyai peranan penting dalam pengelolaan risiko Bank dan bersifat proaktif serta *forward looking* dalam mendukung pertumbuhan dan kegiatan bisnis Bank secara berkelanjutan. Risiko dalam konteks perbankan merupakan suatu potensi kejadian, baik yang diperkirakan *(expected)* maupun yang tidak diperkirakan *(unexpected)* yang berdampak negatif terhadap pendapatan dan permodalan bank.

Organisasi manajemen risiko Bank melibatkan pengawasan dari Dewan Komisaris dan Direksi.

40. Risk Management

Bank continuously make some efforts to improve risk awareness and strengthen risk culture at all levels of employees, in order to implement risk management properly and thoroughly in daily banking activities. Therefore, Bank seeks to implement an effective and comprehensive risk management as an important aspect of the Bank in managing the various risks faced by the Bank.

An effective and good risk management is one of the important factors for the success of the Bank in carrying out strategies and efforts to improve performance. The management aims to protect the Bank from losses that may arise as a result of its various activities, as well as to maintain the level of risk in accordance with the business strategy and directives that have been announced. Therefore, the Bank maintains a balance between risks and benefits in order to generate long-term value growth for shareholders.

Risk management has an important role in managing the Bank's risk and is proactive and forward looking in supporting the Bank's growth and business activities in a sustainable manner. Risk in the banking context is a potential event, both expected and unexpected, which has a negative impact on the bank's income and capital.

The Organization of the risk management of the Bank involves oversight from the Board of Commissioners and Directors.

40. Manajemen Risiko (lanjutan)

Bank telah membangun struktur tata kelola risiko yang kuat, dengan mengimplementasikan fungsi pengawasan melibatkan Dewan Komisaris melalui Komite Pemantau Risiko dan Direksi melalui Komite Manajemen Risiko.

Bank memiliki Komite Pemantau Risiko sebagai komite risiko tertinggi di tingkat Dewan Komisaris yang bertanggung jawab untuk memberikan pengawasan atas pelaksanaan strategi dan kebijakan manajemen risiko serta mengevaluasi pelaksanaan tugas Komite Manajemen Risiko dan satuan kerja manajemen risiko Bank.

Dewan Komisaris mendelegasikan wewenang kepada Direksi untuk mengimplementasikan strategi manajemen risiko. Komite Manajemen Risiko dibentuk pada tingkat Direksi dan bertanggungjawab untuk memberikan rekomendasi kepada Direktur Utama dalam mengembangkan strategi dan kebijakan manajemen risiko, mengelola risiko secara keseluruhan di Bank, serta perbaikan atas pelaksanaan strategi, kebijakan dan evaluasi atas permasalahan risiko yang signifikan. Komite Manajemen Risiko diketuai oleh Direktur Utama.

Dalam melaksanakan tugas tersebut, Direksi dan Dewan Komisaris didukung oleh satuan kerja manajemen risiko yang independen dan secara jelas terlepas dari semua bisnis dan tidak memiliki tanggung jawab terhadap bisnis.

Proses manajemen risiko meliputi identifikasi, pengukuran, pemantauan dan pengendalian terhadap risiko yang melekat pada seluruh produk dan aktivitas Bank.

Penilaian dan pengukuran eksposur risiko (dampak potensial dari suatu kejadian risiko) harus objektif, konsisten dan mengacu pada hal yang spesifik. Kualitas dari informasi risiko memegang peranan penting dalam menentukan kualitas bisnis.

Bank menjalankan proses identifikasi, pengukuran, pemantauan dan pengendalian risiko serta Sistem Informasi Manajemen Risiko melalui fungsi kerja risiko sebagai Lini Pertahanan Kedua, dimana bertanggung jawab untuk menyusun dan melakukan kaji ulang secara berkala atas berbagai kebijakan limit, dan perangkat manajemen risiko. Fungsi kerja Risiko juga berperan dalam melakukan pemantauan dan memberikan rekomendasi kepada Lini Pertahanan Pertama atas pelaksanaan manajemen risiko yang dilakukan oleh masing-masing unit kerja. Hal ini termasuk dalam hal melakukan pelaporan atas risiko Bank secara keseluruhan kepada Dewan Komisaris dan Direksi secara berkala.

40. Risk Management (continued)

The Bank has built a strong risk governance structure, by implementing a supervisory function involving the Board of Commissioners through the Risk Monitoring Committee and the Board of Directors through the Risk Management Committee.

The Risk Oversight Committee is a highest risk committee at the Board of Commissioners' level that responsible to oversight the implementation of risk management strategies and policies and evaluate the implementation of duties of the Risk Management Committee and risk management working unit in the Bank.

The Board of Commissioners delegate authority to the Directors to implement the risk management strategy. The Risk Management Committee is established at the Directors' level and is responsible in providing recommendation to the President Director to develop the risk management strategy and policy, manage overall risk in the Bank, and improve the implementation of strategies, policies and evaluate significant risk issues. The Risk Management Committee is chaired by the President Director.

In carrying out these tasks, Directors and Board of Commissioners are supported by an independent risk management work unit, which clearly separated with no reporting line or responsibility to business.

The risk management process includes identifying, measuring, monitoring and controlling risks in all products and activities of the Bank.

Assessment and measurement of risk exposures (the potential impact of risk events) must be objective, consistent and referring to a specific thing. The quality of risk information holds an important role in determining the quality of business.

Bank runs a risk identification, measurement, monitoring and control process as well as a Risk Management Information System through the Risk Group as the Second Line of Defense, that responsible for establishing and conducting periodic reviews of various risk management policies, limit, and tools. Risk Group also plays a role in monitoring and providing recommendation to the First Line of Defense on the implementation of risk management carried out by each working unit. This includes reporting on the overall risk of the Bank to the Board of Commissioners and the Directors on a regular basis.

40. Manajemen Risiko (lanjutan)

Untuk menyesuaikan dengan perkembangan usaha yang sejalan dengan rencana bisnis Bank, maka Bank secara terus menerus melakukan pemantauan risiko secara berkala serta pengendalian internal yang komprehensif dari sisi kebijakan, prosedur, maupun penetapan limit. Hal ini diperkuat dengan adanya internalisasi atas ketentuan eksternal yang berlaku, antara lain terkait dengan penetapan kebijakan dasar manajemen risiko dan *risk appetite*.

Risk appetite Bank diartikan sebagai tingkat dan jenis risiko yang bersedia diambil oleh Bank dalam rangka mencapai sasaran Bank. Dimana tingkat risiko yang akan diambil tercermin dalam strategi dan sasaran bisnis.

Risk Appetite mencerminkan sejauh mana Bank bersedia mengambil, menahan, atau menghindari risiko untuk mencapai tujuan bisnis, strategi, dan perencanaan modal. Untuk saat ini pengelolaan Risk Appetite sejalan dengan pengelolaan *Internal Capital Adequacy Assessment Process* (*ICAAP*). Dimana Internal Capital merupakan target CAR yang sesuai dengan Rencana Bisnis Bank dalam hal ini Risk Management terlibat dalam pengelolaan ATMR yang termasuk risiko kredit, pasar, dan operasional dan Assessment Process merupakan penilaian terhadap ATMR untuk dialokasikan ke unit bisnis, dengan memberikan ambang batas kepada unit bisnis yang dimonitoring secara berkala.

Bank membentuk limit untuk memperhatikan kemampuan Bank dalam pengelolaannya, dimulai dari dasar penetapan, monitoring, penanggungjawab, serta action plan ketika kondisi pelampauan. Dasar pertimbangan pembentukan limit, antara lain (namun tidak terbatas pada):

1. Kondisi Bank,
2. Rencana Bisnis Bank,
3. Kecukupan sistem informasi,
4. Kecukupan dan kemampuan SDM,
5. Kepatuhan terhadap ketentuan eksternal.

Dalam rangka memastikan bahwa penerapan manajemen risiko telah sesuai dengan kondisi terkini Bank dan peraturan regulator, Bank telah melakukan kaji ulang atas beberapa kebijakan di antaranya, Kebijakan Tingkat Tinggi Tentang Manajemen Risiko Bank, dan Kebijakan Risk Appetite Bank termasuk kaji ulang atas penetapan limit internalnya. Bank saat ini sedang melakukan kaji ulang atas Kebijakan Pengelolaan Permodalan Bank. Kaji ulang atas kebijakan tersebut telah mendapatkan persetujuan dari Direksi melalui Komite Manajemen Risiko pada September 2024 serta rekomendasi dari Dewan Komisaris melalui Komite Pemantau Risiko pada Oktober 2024. Selain itu, Bank telah melakukan kaji ulang atas Petunjuk Teknis tentang Pelaksanaan Stress Test Manajemen Risiko Bank.

40. Risk Management (continued)

To adapt with business developments that are in line with the Bank's business plan, Bank continuously conducts periodic risk monitoring and comprehensive internal controls to the policies, procedures, and limit setting. This is reinforced by the internalization of applicable external regulations, among others related to the establishment of basic risk management policies and risk appetite.

Bank's risk appetite is the level and type of risk that Bank is willing to take in order to achieve the Bank's objectives. The level of risk to be taken is reflected in the strategy and objectives of the business.

Risk Appetite reflects the extent to which the Bank is willing to take, hold, or avoid risk to achieve its business, strategic, and capital planning objectives. For now, the management of Risk Appetite is in line with the management of the Internal Capital Adequacy Assessment Process (ICAAP). Where Internal Capital is the CAR target in accordance with the Bank's Business Plan in this case Risk Management is involved in managing RWA which includes credit, market, and operational risks and the Assessment Process is an assessment of RWA to be allocated to business units, by providing thresholds to business units that are monitored regularly.

The Bank establishes limits to pay attention to the Bank's ability to manage them, starting from the basis for setting, monitoring, responsibility, and action plans when conditions are exceeded. The basis of consideration for the establishment of limits, among others (but not limited to):

1. The condition of the Bank,
2. Bank's business plan,
3. Adequacy of information system,
4. Adequacy and capability of human resources,
5. Compliance with external regulations.

In order to ensure that the implementation of risk management is in accordance with the Bank's current conditions and regulatory regulations, the Bank has conducted a review of several policies including, High Level Policy regarding Risk Management of Bank, and Risk Appetite Policy of Bank including a review of its internal limit setting. Bank is currently reviewing the Capital Management Policy of Bank. The review of the policy has been approved by the Board of Directors through the Risk Management Committee in September 2024 and recommendations from the Board of Commissioners through the Risk Monitoring Committee in October 2024. In addition, the Bank has reviewed the Technical Guidelines on the Implementation of Risk Management Stress Test of Bank.

40. Manajemen Risiko (lanjutan)

Dalam rangka memastikan bahwa penerapan manajemen risiko telah sesuai dengan kondisi terkini Bank dan peraturan regulator, Bank telah melakukan kaji ulang atas beberapa kebijakan di antaranya, Kebijakan Tingkat Tinggi Tentang Manajemen Risiko Bank, dan Kebijakan Risk Appetite Bank termasuk kaji ulang atas penetapan limit internalnya. Bank saat ini sedang melakukan kaji ulang atas Kebijakan Pengelolaan Permodalan Bank. Kaji ulang atas kebijakan tersebut telah mendapatkan persetujuan dari Direksi melalui Komite Manajemen Risiko pada September 2024 serta rekomendasi dari Dewan Komisaris melalui Komite Pemantau Risiko pada Oktober 2024. Selain itu, Bank telah melakukan kaji ulang atas Petunjuk Teknis tentang Pelaksanaan Stress Test Manajemen Risiko Bank.

Terkait dengan Peraturan Otoritas Jasa Keuangan Nomor 5 Tahun 2024 tentang Penetapan Status Pengawasan dan Penanganan Permasalahan Bank Umum, Bank saat ini telah menyusun Rencana Aksi Pemulihan (*Recovery Plan*) dan telah disampaikan kepada Otoritas Jasa Keuangan pada 28 November 2024. Rencana Aksi Pemulihan adalah rencana strategis yang disusun oleh Bank sebagai bagian dari upaya preventif dan responsif untuk menghadapi potensi krisis keuangan, yang mencakup krisis permodalan, likuiditas, rentabilitas, dan kualitas aset. Rencana ini dirancang untuk memastikan bahwa Bank memiliki langkah-langkah yang terstruktur dan terukur dalam menjaga stabilitas serta melindungi kepentingan nasabah, pemegang saham pengendali, dan pemangku kepentingan lainnya. Rencana ini juga berfungsi sebagai panduan untuk pengambilan keputusan yang cepat dan tepat dalam kondisi darurat guna meminimalkan dampak negatif terhadap kesehatan keuangan Bank, sesuai dengan prinsip kehati-hatian dan ketentuan peraturan perundang-undangan yang berlaku.

Recovery Plan disusun meliputi analisa terhadap kondisi seluruh lini usaha Bank dan Entitas Anak, termasuk analisis *scenario* atas kondisi *stress* yang terjadi pada Bank secara *idiosyncratic* maupun *market-wide shock.*

Bank menetapkan *trigger level* dalam rangka menerapkan rencana aksi pemulihan dengan tujuan untuk:

a. Pencegahan, sehingga Bank tetap dapat menjaga ukuran atau rasio yang sama atau lebih baik dari ketentuan peraturan perundang-undangan;
b. Pemulihan, sehingga Bank tidak lagi melanggar ukuran atau rasio dari indikator sesuai dengan ketentuan peraturan perundang-undangan; dan
c. Perbaikan, dari kondisi yang membahayakan kelangsungan usaha Bank

40. Risk Management (continued)

In order to ensure that the implementation of risk management is in accordance with the Bank's current conditions and regulatory regulations, the Bank has conducted a review of several policies including, High Level Policy regarding Risk Management of Bank, and Risk Appetite Policy of Bank including a review of its internal limit setting. Bank is currently reviewing the Capital Management Policy of Bank. The review of the policy has been approved by the Board of Directors through the Risk Management Committee in September 2024 and recommendations from the Board of Commissioners through the Risk Monitoring Committee in October 2024. In addition, the Bank has reviewed the Technical Guidelines on the Implementation of Risk Management Stress Test of Bank.

In accordance with the Financial Services Authority Regulation Number 5 Year 2024 on Determination of Supervisory Status and Handling of Commercial Bank Problems, the Bank has currently prepared a Recovery Action Plan and has submitted to the Financial Services Authority on November 28th, 2024. The Recovery Action Plan is a strategic plan prepared by the Bank as part of preventive and responsive efforts to deal with potential financial crises, which include capital, liquidity, profitability, and asset quality crises. This plan is designed to ensure that the Bank has structured and measurable steps in maintaining stability and protecting the interests of customers, controlling shareholders, and other stakeholders. This plan also serves as a guide for quick and appropriate decision making in emergency conditions to minimize negative impacts on the Bank's financial health, in accordance with prudential principles and applicable laws and regulations.

The Recovery Plan includes an analysis of all business lines of the Bank and its Subsidiaries, including scenario analysis of stress conditions experienced by the Bank, both idiosyncratic and market-wide shocks.

The Bank establishes trigger levels to implement the recovery action plan with the following objectives:

a. Prevention, ensuring the Bank maintains the same or better ratios or measures as required by laws and regulations;

b. Recovery, ensuring the Bank no longer violates measures or ratios of the indicators as stipulated by laws and regulations; and

c. Improvement, to recover from conditions that threaten the Bank's business continuity

40. Manajemen Risiko (lanjutan)

Profil Risiko

Laporan profil risiko merupakan salah satu faktor dalam penilaian tingkat kesehatan Bank. Bank wajib menyampaikan laporan tersebut secara individual dan konsolidasi disampaikan kepada OJK secara triwulanan (posisi Maret, Juni, September dan Desember). Laporan profil risiko disusun secara *self-assessment* sebagaimana diatur dalam Surat Edaran OJK No. 14/SEOJK.03/2017 tanggal 17 Maret 2017 perihal Penilaian Tingkat Kesehatan Bank Umum diungkapkan pada Catatan 55k.

Risiko Kredit

Risiko kredit adalah risiko kerugian akibat kegagalan pihak lain dalam memenuhi kewajibannya.

Risiko kredit dapat bersumber dari berbagai aktivitas bisnis Bank. Pada sebagian besar Bank, pemberian kredit merupakan sumber risiko kredit yang terbesar. Selain kredit, Bank menghadapi risiko kredit dari berbagai instrumen keuangan seperti surat berharga, akseptasi, transaksi antar Bank, transaksi pembiayaan perdagangan, transaksi nilai tukar dan derivatif serta kewajiban komitmen dan kontinjensi.

Eksposur risiko kredit juga dapat meningkat karena adanya konsentrasi kredit pada debitur, wilayah geografis, produk, jenis pembiayaan atau lapangan usaha tertentu. Tujuan dari pengelolaan risiko kredit adalah mengendalikan dan mengelola eksposur risiko kredit dalam tingkatan yang dapat diterima.

Dalam peningkatan aspek kehati-hatian dalam pengelolaan risiko kredit, Bank telah menetapkan struktur organisasi yang telah menggambarkan secara jelas pemisahan antara fungsi lini pertahanan pertama, lini pertahanan kedua dan lini pertahanan ketiga.

Bank memiliki kebijakan dan prosedur dalam pemberian kredit kepada nasabah *Wholesale*, *SME* dan *Retail*, serta kebijakan dan prosedur dalam rangka penempatan antar bank maupun kegiatan *trade finance*. Kebijakan dan pedoman terkait perkreditan tersebut dikaji dan disempurnakan secara berkala sesuai dengan ketentuan Regulator, Peraturan Eksternal lainnya, serta perubahan bisnis.

40. Risk Management (continued)

Risk Profile

The risk profile report is one of the factors in the assessment of the Bank's soundness level. Bank is required to submit these reports individually and the consolidated reports to the OJK on a quarterly basis (positions in March, June, September, and December). The risk profile report is prepared by self-assessment as stipulated in the OJK Circular Letter No. 14/SEOJK.03/2017 dated March 17, 2017 concerning Assessment of Commercial Bank Soundness Level is disclosed in Note 55k.

Credit Risk

Credit risk is the risk of loss due to the failure of other parties to fulfill their obligations.

Credit risk can be sourced from various business activities of the Bank. In most banks, lending is the biggest source of credit risk. In addition to credit, the Bank faces credit risk from various financial instruments such as securities, acceptances, inter-bank transactions, trade finance transactions, exchange rate transactions and derivatives as well as commitments and contingencies liabilities.

Credit risk exposure may also increase due to the concentration of credit on debtors, geographic areas, products, types of financing or certain business sector. The purpose of credit risk management is to control and manage credit risk exposure at an acceptable level.

In increasing the prudential aspect in managing credit risk, the Bank has organizational structure that has clearly described the separation between the functions of the first line of defense, second line of defense and third line of defense.

The Bank has policies and procedures in providing loans to Wholesale, SME and Retail customers, as well as policies and procedures for interbank placements and trade finance activities. The policies and guidelines related to credit are reviewed and improved periodically in accordance with the provisions of the Regulator, other External Regulations, and business changes.

40. Manajemen Risiko (lanjutan)

Risiko Kredit (lanjutan)

Bank melakukan evaluasi atas tingkat risiko kredit terkait pemberian fasilitas kepada debitur atau proyek, dengan mempertimbangkan berbagai faktor, antara lain:

i. Historis dan proyeksi kondisi keuangan, termasuk laporan posisi keuangan, laba rugi dan arus kas nasabah;
ii. Riwayat hubungan kredit;
iii. Kualitas, kinerja dan pengalaman dari pengelolaan nasabah;
iv. Posisi nasabah dalam persaingan di industri sejenis; dan
v. Kondisi ekonomi secara umum.

Proses persetujuan fasilitas kredit dilakukan berdasarkan prinsip bahwa setiap fasilitas harus diproses melalui Komite Kredit. Pengambilan keputusan dalam Komite Kredit telah mengedepankan prinsip kehati-hatian dimana untuk segmen *Wholesale* dan *SME*, fungsi Bisnis dan fungsi Kredit memiliki memiliki hak suara yang sama dalam pengambilan keputusan kredit. Sedangkan untuk segmen Retail pengambilan keputusan kredit dilakukan oleh fungsi kredit.

Dalam pengelolaan mitigasi risiko kredit, Bank telah menggunakan *credit rating* baik untuk segmen *SME* dan *Wholesale* yang dibangun pada sistem khusus, dimana Bank terus melakukan upaya yang diperlukan untuk penyempurnaan sistem tersebut.

Selanjutnya dalam hal mendukung proses kredit Retail, Bank menggunakan aplikasi teknologi informasi yaitu Sistem Informasi Kredit Mikro (SIKM) yang didalamnya terdapat *credit scoring* untuk memperkuat proses analisa pemberian kredit retail.

Berdasarkan Pedoman Komite Kredit dan Ketentuan Limit Kewenangan Komite Kredit, tugas lembaga Komite Kredit paling sedikit meliputi hal-hal sebagai berikut:

i. Memberikan persetujuan atau penolakan kredit atau pembiayaan sesuai dengan batas wewenang atau jenis kredit atau pembiayaan yang ditetapkan oleh direksi;

40. Risk Management (continued)

Credit Risk (continued)

The Bank evaluates the credit risk level related to financing to customers or projects by considering various factors, among others:

i. Historical and projected financial condition, including statement of financial position, income statements, and cash flows of customers;
ii. Credit history;
iii. Quality, performance, and experience of the customers' management;
iv. Customers' competitive position in the similar industries; and
v. General economic condition.

The credit facility approval process is carried out based on the principle that each facility must be processed through the Credit Committee. Decision making in the Credit Committee has prioritized the principle of prudence where for the Wholesale and SME segments, the Business function and the Credit function have the same voting rights in making credit decisions. Meanwhile, for the Retail segment, credit decisions are made by the credit function.

In managing credit risk mitigation, the Bank has used credit ratings for the SME and Wholesale segments which are built on a spesific system, where the Bank continues to make the necessary efforts to improve the system.

Furthermore, in terms of supporting the Retail credit process, the Bank also uses information technology applications, namely the Micro Credit Information System (SIKM), which includes credit scoring to strengthen the retail credit analysis process.

Based on the Credit Committee Guideline and Credit Limit Authority Provision, the duties of the Credit Committee at least include the following:

i. Approve or reject credit of financing in accordance with the limits of authority or type of credit or financing set by the directors;

40. Manajemen Risiko (lanjutan)

Risiko Kredit (lanjutan)

ii. Melakukan koordinasi dengan *Assets and Liabilities Committee* (ALCO) dalam aspek pendanaan Kredit atau Pembiayaan. Dalam hal ALCO belum ada, Komite Kredit harus melakukan evaluasi atas aspek pendanaan kredit atau pembiayaan tersebut dan secara berkala melaporkan secara tertulis kepada direksi;
iii. Memahami aspek legal/hukum, aspek bisnis/usaha, aspek keuangan dan aspek kewajaran dari kredit yang dikomitekan; dan
iv. Bila diperlukan dapat melakukan koordinasi dengan unit/fungsi didalam Bank terkait dengan kompetensinya.

Bank mengimplementasikan berbagai model sesuai dengan standar regulasi Bank Indonesia maupun *best practice* internasional. Bank mengembangkan model secara mandiri atau bekerjasama dengan pihak ketiga.

Untuk menjaga agar kualitas kredit tetap terjaga, Bank telah melakukan pemantauan rutin dan konsisten baik untuk setiap jenis kredit (Komersial, *SME*, Konsumer) maupun portofolio kredit secara keseluruhan melalui *Portfolio Quality Review* (PQR) yang diselenggarakan tiap bulan bersama dengan direktur terkait. Selain itu, Bank juga melakukan monitoring debitur baru khususnya melalui Analisa *vintage* yang berbasis pada pergerakan kolektabilitas dan *day past due*.

Dalam rangka mengurangi eksposur risiko kredit yang bermasalah dilakukan langkah penyehatan kredit antara lain melalui restruktur, atau penyelesaian kredit melalui pengambil alihan jaminan hingga pelaksanaan hapus buku. Proses pengelolaan kredit bermasalah diatur dalam kebijakan yang bersifat khusus. Selain itu Bank telah memperkuat fungsi khusus untuk pengelolaan atas penyehatan dan penyelesaian kredit bermasalah yaitu melalui *Special Asset Management* yang dipimpin oleh SEVP yang membawahkan beberapa Divisi dan Departemen.

Untuk mengetahui ketahanan Bank dalam menghadapi suatu skenario kejadian ekstrim tetapi mungkin terjadi, Bank melakukan *stress test* secara berkala sehingga dapat melakukan antisipasi lebih awal.

40. Risk Management (continued)

Credit Risk (continued)

ii. Coordinating with the Assets and Liabilities Committee (ALCO) in the aspect of Credit or Financing funding. In the event that ALCO does not yet exist, the Credit Committee must evaluate the aspects of credit or financing funding and periodically report in writing to the board of directors;
iii. Understand legal aspects, business aspects, financial aspects and fairness aspects of the credit that are discussed in the committee; and
iv. If necessary, it can coordinate with units/functions within the Bank regarding their competence.

The Bank has implemented various models to fulfill the Bank Indonesia regulation standard or international best practices. The Bank has developed the models independently or by entering into an agreement with third parties.

To maintain credit quality, the Bank has carried out regular and consistent monitoring for each type of credit (Commercial, SME, Consumer) and the overall loan portfolio through the Portfolio Quality Review (PQR) which is held monthly together with the relevant Board of Directors. In addition, the Bank also monitors new debtors, particularly through vintage analysis based on collectability movements and day past due.

To reduce non-performing credit risk exposure, credit restructuring measures are taken, including among others through restructuring, or credit settlement through taking over guarantees to carrying out write-offs. The process of managing non-performing loans is regulated in special policies. Moreover the Bank has strengthened its special function in order to managing the credit restructuring and settlement through Special Asset Management led by SEVP which oversees several Division and Department.

To understand the Bank's resilience in facing a scenario of extreme events that may occur, the Bank conducts stress tests regularly as part of early anticipation effort.

40. Manajemen Risiko (lanjutan)

Risiko Kredit (lanjutan)

Untuk memperkuat pengendalian risiko kredit, Bank menerapkan manajemen risiko tidak hanya pada *risk taking unit* namun juga pada unit kerja pendukung seperti fungsi Analis Kredit dan fungsi *Quality Assurance*. Fungsi analis kredit yaitu melakukan analisis terhadap proposal pengajuan kredit sementara fungsi *Quality Assurance* dan *Credit Examination* yaitu memastikan pelaksanaan manajemen risiko di *risk taking unit* terutama yang berkaitan dengan kredit telah berjalan sebagaimana mestinya.

Bank juga telah mengembangkan fungsi *Credit Examination* yang berperan sebagai lini pertahanan kedua di risiko kredit yang melakukan pemeriksaan kredit *(post-fact)* secara independen terhadap seluruh portofolio kredit Bank baik pada *Wholesale*, *SME*, dan *Retail*. Pemeriksaan dilakukan untuk memastikan portofolio kredit Bank dijalankan sesuai prinsip manajemen risiko dan telah memenuhi seluruh ketentuan perkreditan baik internal maupun eksternal.

Penerapan prinsip kehati-hatian harus dilakukan secara efektif pada setiap jenis penyediaan dana dan sejak awal proses kredit. Terkait dengan hal tersebut, Bank melakukan pemisahan fungsi analis kredit dalam proses pengambilan keputusan kredit dengan adanya pemisahan *Account Officer Sales* dan *Account Officer Analyst*. Sejalan dengan hal tersebut, telah dilakukan perubahan atas Pedoman Manajemen Risiko Kredit sebagai upaya untuk meningkatkan pemahaman dan kesadaran akan risiko bagi semua pihak yang terlibat dalam proses kredit. Ketentuan dan prosedur ini merupakan bagian yang tidak terpisahkan dari kebijakan manajemen risiko Bank.

Selain itu, Bank terus berupaya meningkatkan kesadaran risiko *(risk awareness)* pada seluruh karyawan Bank.

a. Risiko kredit maksimum

Dalam aset keuangan yang diakui di laporan posisi keuangan konsolidasian, eksposur maksimum terhadap risiko kredit sama dengan nilai tercatatnya. Untuk bank garansi yang diterbitkan dan fasilitas *Letter of Credit* (L/C) atau SKBDN yang tidak dapat dibatalkan, eksposur maksimum terhadap risiko kredit adalah nilai yang harus dibayarkan oleh Bank jika kewajiban atas bank garansi yang diterbitkan dan fasilitas L/C atau SKBDN yang tidak dapat dibatalkan terjadi atau terealisasi. Untuk komitmen kredit, eksposur maksimum atas risiko kredit adalah sebesar jumlah fasilitas yang belum ditarik dari nilai penuh fasilitas kredit yang telah disepakati *(committed)* kepada nasabah.

40. Risk Management (continued)

Credit Risk (continued)

To strengthen credit risk control, the Bank applies risk management not only to risk taking units but also to supporting work units such as Credit Analyst functions and Quality Assurance functions. The function of the credit analyst is to analyze the loan application proposals, while the function of Quality Assurance and Credit Examination is to ensure that the implementation of risk management in the risk taking unit, especially those related to credit, has been running properly.

The Bank also developed a Credit Examination function, which acts as a second line of defense in credit risk, which conducts independent credit examination (post-fact) on the entire Bank's loan portfolio on Wholesale, SME and Retail segments. The examination aims to ensure that the Bank's credit portfolio is carried out in accordance with risk management principles and has complied with all credit provisions, both internal and external.

The application of precautionary principle must be carried out effectively in every type of fund provision and from the beginning of the loan process. In this regard, the Bank separates the functions of credit analysts in the credit decision making process with the separation of Account Officer Sales and Account Officers Analysts. In line with this, changes have been made to the Credit Risk Management Guidelines as an effort to increase understanding and awareness of risks for all parties involved in the credit process. These provisions and procedures are an integral part of the Bank's risk management policy.

In addition, the Bank continues to increase risk awareness among all Bank employees.

a. Maximum credit risk

For financial assets recognized in the consolidated statements of financial position, the maximum exposure to credit risk generally equals their carrying amount. For bank guarantees and irrevocable Letters of Credit (L/C) issued or SKBDN, the maximum exposure to credit risk is the maximum amount that the Bank would have to pay if the obligations of the bank guarantees and irrevocable Letters of Credit (L/C) issued or SKBDN are called upon. For credit commitments, the maximum exposure to credit risk is the full amount of the unused committed loan facilities granted to customers.

40. Manajemen Risiko (lanjutan)

Risiko Kredit (lanjutan)

a. Risiko kredit maksimum (lanjutan)

Tabel berikut menyajikan eksposur maksimum terhadap risiko kredit untuk instrumen keuangan pada laporan posisi keuangan *(on-balance sheet)* dan rekening administratif *(off-balance sheet)*, tanpa memperhitungkan agunan yang dimiliki atau perlindungan kredit lainnya:

40. Risk Management (continued)

Credit Risk (continued)

a. Maximum credit risk (continued)

The following table presents the maximum exposure to credit risk of on-balance sheet financial instruments and off-balance sheet accounts, without taking into account any collateral held or other credit enhancement:

	2024	2023	
Laporan Posisi Keuangan Konsolidasian			Consolidated Statement of Financial Position
Giro pada Bank Indonesia	2.672.478	3.205.619	Current accounts with Bank Indonesia
Giro pada bank lain - neto	396.837	342.581	Current accounts with other banks- net
Penempatan pada Bank Indonesia dan bank lain	2.798.303	2.133.567	Placements with Bank Indonesia and other banks
Surat-surat berharga:			Marketable securities:
Diukur pada nilai wajar melalui melalui laba rugi	7.467.153	5.322.930	Fair value through profit and loss
Diukur pada nilai wajar melalui penghasilan komprehensif lain	4.345.452	3.067.387	Fair value through other comprehensive income
Diukur pada biaya perolehan amortisasi - neto	9.954.226	9.145.823	Measured at amortized cost - net
Tagihan surat-surat berharga yang dibeli dengan janji dijual kembali	-	2.572.152	Marketable securities purchased with agreement to resell
Tagihan derivatif	12.054	3.040	Derivative receivables
Kredit yang diberikan dan pembiayaan /piutang syariah - neto	44.535.289	45.835.782	Loans and sharia financing /receivables - net
Tagihan akseptasi - neto	83.079	130.964	Acceptances receivable - net
Penyertaan saham	15	15	Investments in shares
Aset lain-lain	1.560.105	1.272.119	Other assets
Rekening Administratif			Administrative Accounts
Fasilitas kredit yang diberikan dan pembiayaan/piutang syariah yang belum digunakan	4.282.285	4.822.935	Unused loans and sharia financing/ receivables facilities
L/C dan SKBDN yang masih berjalan dan tidak dapat dibatalkan	90.095	88.205	Outstanding irrevocable L/C and domestic L/C
Bank garansi yang diterbitkan	582.778	1.337.709	Bank guarantees issued
Total	**78.780.149**	**79.280.828**	**Total**

b. Risiko konsentrasi kredit

Konsentrasi risiko kredit berdasarkan geografis

Risiko konsentrasi kredit timbul ketika sejumlah nasabah bergerak dalam aktivitas usaha yang sejenis atau memiliki kegiatan usaha dalam wilayah geografis yang sama, atau memiliki karakteristik sejenis.

b. Credit concentration risk

Concentration of credit risk by geography

Concentrations of credit risk arise when a number of customers are engaged in similar business activities or activities within the same geographic region, or when they have similar characteristics.

40. Manajemen Risiko (lanjutan)

Risiko Kredit (lanjutan)

b. Risiko konsentrasi kredit (lanjutan)

Bank mendorong adanya diversifikasi dari portofolio kreditnya pada berbagai geografis dan sektor industri, mencerminkan profil risiko yang seimbang dan sehat dan untuk fokus pada upaya pemasaran terhadap industri dan nasabah yang potensial untuk meminimalisir risiko kredit. Bank telah menetapkan limit konsentrasi industri yang menentukan berdasarkan tingkat risiko sektor industri, proyeksi pertumbuhan kredit dan juga ketersediaan modal.

Konsentrasi risiko kredit berdasarkan geografis

Diversifikasi portofolio kredit didasarkan rencana strategi bank, sektor target, kondisi ekonomi saat ini, kebijakan pemerintah, sumber pendanaan dan proyeksi pertumbuhan.

Pada tanggal 31 Desember 2024 dan 2023, pengungkapan risiko kredit maksimum berdasarkan konsentrasi sebelum memperhitungkan agunan yang dimiliki dan perjanjian *master netting* adalah sebagai berikut:

40. Risk Management (continued)

Credit Risk (continued)

b. Credit concentration risk (continued)

The bank encourages the diversifications of its credit portfolio among a variety of geographic areas and industries, reflecting a well-balanced and healthy risk profile, and to focus marketing efforts toward potential industries and customers in order to minimize the credit risk. The Bank has sets its industry concentration limit based on industry risk level, projection of loan growth and availability of capital.

Concentration of credit risk by geography

The extent of diversification is based on the Bank's strategic plan, target sectors, current economic conditions, government policy, funding sources and growth projections.

As at December 31, 2024 and 2023, the disclosure on the maximum credit risk by concentration without taking into account any collateral held and master netting agreement is as follow:

	31 Desember/*December 31,* 2024						
	Jabotabek	**Jawa Selain Jabotabek/ *Java Other than Jabotabek***	**Sumatera**	**Kalimantan**	**Lain-Lain/ *Others***	**Total**	
Laporan Posisi Keuangan Konsolidasian							**Consolidated Statement of Financial Position**
Giro pada Bank Indonesia	2.672.478	-	-	-	-	2.672.478	Current accounts with Bank Indonesia
Giro pada bank lain – neto	396.824	6	7	-	-	396.837	Current accounts with other banks - net
Penempatan pada Bank Indonesia dan bank lain	2.798.303	-	-	-	-	2.798.303	Placements with Bank Indonesia and other banks
Surat-surat berharga:							Marketable securities:
Diukur pada nilai wajar melalui laba rugi	7.467.153	-	-	-	-	7.467.153	Fair value through profit and loss
Diukur pada nilai wajar melalui penghasilan komprehensif lain	4.345.452	-	-	-	-	4.345.452	Fair value through other comprehensive income
Diukur pada biaya perolehan							Measured at
Amortisasi – neto	9.954.226	-	-	-	-	9.954.226	amortized cost -net
Tagihan derivatif	12.054	-	-	-	-	12.054	Derivative receivables
Kredit yang diberikan dan pembiayaan/ piutang syariah - neto	29.611.196	7.599.014	2.792.134	705.801	3.827.144	44.535.289	Loans and sharia financing/receivables - net
Tagihan akseptasi - neto	83.079	-	-	-	-	83.079	Acceptances receivable - net
Penyertaan saham	15	-	-	-	-	15	Investments in shares
Aset lain-lain	1.507.046	23.681	10.113	2.774	16.491	1.560.105	Other assets
Rekening Administratif							**Administrative Accounts**
Fasilitas kredit yang diberikan dan pembiayaan/ piutang syariah yang belum digunakan	4.138.224	54.324	50.893	25.541	13.303	4.282.285	Unused loans and sharia financing/ receivables facilities
L/C dan SKBDN yang masih berjalan dan tidak dapat dibatalkan	90.095	-	-	-	-	90.095	Outstanding irrevocable L/C and domestic L/C
Bank garansi yang diterbitkan	517.621	47.636	14.212	2.828	481	582.778	Bank guarantees issued
Total	**63.593.766**	**7.724.661**	**2.867.359**	**736.944**	**3.857.419**	**78.780.149**	**Total**

40. Manajemen Risiko (lanjutan)

40. Risk Management (continued)

Risiko Kredit (lanjutan)

Credit Risk (continued)

b. Risiko konsentrasi kredit (lanjutan)

b. Credit concentration risk (continued)

	31 Desember/*December 31,* 2023						
	Jabotabek	Jawa Selain Jabotabek/ *Java Other than Jabotabek*	Sumatera	Kalimantan	Lain-Lain/ *Others*	Total	
Laporan Posisi Keuangan Konsolidasian							**Consolidated Statement of Financial Position**
Giro pada Bank Indonesia	3.205.619	-	-	-	-	3.205.619	Current accounts with Bank Indonesia
Giro pada bank lain -neto	342.567	6	8	-	-	342.581	Current accounts with other banks - net
Penempatan pada Bank Indonesia dan bank lain	2.133.567	-	-	-	-	2.133.567	Placements with Bank Indonesia and other banks
Surat-surat berharga:							Marketable securities:
Diukur pada nilai wajar melalui laba rugi	5.322.930	-	-	-	-	5.322.930	Fair value through profit and loss
Diukur pada nilai wajar melalui penghasilan komprehensif lain	3.067.387	-	-	-	-	3.067.387	Fair value through other comprehensive income
Diukur pada biaya perolehan							
Amortisasi - neto	9.145.823	-	-	-	-	9.145.823	Measured at amortized cost - net
Tagihan surat-surat berharga yang dibeli dengan janji dijual kembali	2.572.152	-	-	-	-	2.572.152	Marketable securities sold with agreement to ressell receivable
Tagihan derivatif	3.040	-	-	-	-	3.040	Derivative receivables
Kredit yang diberikan dan pembiayaan/ piutang syariah - neto	28.781.905	8.418.724	3.263.034	1.087.484	4.284.635	45.835.782	Loans and sharia financing/receivables - net
Tagihan akseptasi - neto	130.964	-	-	-	-	130.964	Acceptances receivable - net
Penyertaan saham	15	-	-	-	-	15	Investments in shares
Aset lain-lain	1.223.039	23.767	9.342	1.901	14.070	1.272.119	Other assets
Rekening Administratif							**Administrative Accounts**
Fasilitas kredit yang diberikan dan pembiayaan/ piutang syariah yang belum digunakan	4.558.701	111.418	114.932	25.336	12.548	4.822.935	Unused loans and sharia financing/ receivables facilities
L/C dan SKBDN yang masih berjalan dan tidak dapat dibatalkan	85.649	2.556	-	-	-	88.205	Outstanding irrevocable L/C and domestic L/C
Bank garansi yang diterbitkan	1.023.828	233.912	20.989	16.169	42.811	1.337.709	Bank guarantees issued
Total	**61.597.186**	**8.790.383**	**3.408.305**	**1.130.890**	**4.354.064**	**79.280.828**	**Total**

Konsentrasi risiko kredit berdasarkan industri

Concentration of credit risk by industry

	31 Desember/*December 31,* 2024								
	Keuangan/ *Financial*	Pemerintah/ *Government*	Konsumsi/ *Consumers*	Perdagangan/ *Trade*	Konstruksi/ *Construction*	Manufaktur/ *Manufacturing*	Lain-Lain/ *Other*	Total	
Laporan Posisi Keuangan Konsolidasian									**Consolidated Statement of Financial Position**
Giro pada Bank Indonesia	2.672.478	-	-	-	-	-	-	2.672.478	Current accounts with Bank Indonesia
Giro pada bank lain - neto	396.837	-	-	-	-	-	-	396.837	Current accounts with other banks - net
Penempatan pada Bank Indonesia dan bank lain	2.798.303	-	-	-	-	-	-	2.798.303	Placements with Bank Indonesia and other banks
Surat-surat berharga									Marketable securities
Diukur pada nilai wajar melalui laba rugi	7.192.497	274.656	-	-	-	-	-	7.467.153	Fair value through profit and loss
Diukur pada nilai wajar melalui penghasilan komprehensif lain	-	4.345.452	-	-	-	-	-	4.345.452	Fair value through other comprehensive income
Diukur pada biaya perolehan diamortisasi - neto	1.669.725	8.284.501	-	-	-	-	-	9.954.226	Measured at amortized cost - net
Tagihan derivatif	12.054	-	-	-	-	-	-	12.054	Derivative receivables
Kredit yang diberikan dan pembiayaan/ piutang syariah - neto	54.738	-	13.454.097	10.974.326	3.446.991	6.878.004	9.727.133	44.535.289	Loans and sharia financing/ receivables - net
Tagihan akseptasi - neto	-	-	-	-	-	83.079	-	83.079	Acceptances receivable - net
Penyertaan saham	15	-	-	-	-	-	-	15	Investment in shares
Aset lain-lain	163.235	-	81.090	608.150	234.605	465.144	7.881	1.560.105	Other assets
Rekening Administratif									**Administrative accounts**
Fasilitas kredit yang diberikan dan pembiayaan/piutang syariah yang belum digunakan	6.000	-	2.810.756	371.895	214.384	429.540	449.710	4.282.285	Unused loans and Sharia financing/ receivable facilities
L/C dan SKBDN yang masih berjalan dan tidak dapat dibatalkan	-	-	-	-	90.095	-	-	90.095	Outstanding irrevocable L/C and domestic L/C
Bank garansi yang diterbitkan	-	-	-	-	582.778	-	-	582.778	Bank guarantees issued
Total	**14.965.882**	**12.904.609**	**16.345.943**	**11.954.371**	**4.568.853**	**7.855.767**	**10.184.724**	**78.780.149**	**Total**

40. Manajemen Risiko (lanjutan)

b. Risiko konsentrasi kredit (lanjutan)

40. Risk Management (continued)

b. Credit concentration risk (continued)

	31 Desember/*December 31,* 2023								
	Keuangan/ *Financial*	**Pemerintah/ *Government***	**Konsumsi/ *Consumers***	**Perdagangan/ *Trade***	**Konstruksi/ *Construction***	**Manufaktur/ *Manufacturing***	**Lain-Lain/ *Other***	**Total**	
Laporan Posisi Keuangan Konsolidasian									**Consolidated Statement of Financial Position**
Giro pada Bank Indonesia	3.205.619	-	-	-	-	-	-	3.205.619	Current accounts with Bank Indonesia
Giro pada bank lain - neto	342.581	-	-	-	-	-	-	342.581	Current accounts with other banks - net
Penempatan pada Bank Indonesia dan bank lain	2.133.567	-	-	-	-	-	-	2.133.567	Placements with Bank Indonesia and other banks
Surat-surat berharga									Marketable securities
Diukur pada nilai wajar melalui laba rugi	5.322.917	13	-	-	-	-	-	5.322.930	Fair value through profit and loss
Diukur pada nilai wajar melalui penghasilan komprehensif lain	-	3.067.387	-	-	-	-	-	3.067.387	Fair value through other comprehensive income
Diukur pada biaya perolehan diamortisasi -neto	1.573.646	7.572.177	-	-	-	-	-	9.145.823	Measured at amortized cost - net
Surat-surat berharga yang dibeli dengan janji dijual kembali	-	2.572.152	-	-	-	-	-	2.572.152	Marketable securities purchased with agreement to resell
Tagihan derivatif	3.040	-	-	-	-	-	-	3.040	Derivative receivables
Kredit yang diberikan dan pembiayaan/ piutang syariah - neto	15.863	-	11.520.707	14.451.355	4.563.046	5.494.925	9.789.886	45.835.782	Loans and sharia financing/ receivables - net
Tagihan akseptasi - neto	-	-	-	-	-	130.964	-	130.964	Acceptances receivable -net
Penyertaan saham	15	-	-	-	-	-	-	15	Investment in shares
Aset lain-lain	289.254	-	68.963	523.095	179.578	203.345	7.884	1.272.119	Other assets
Rekening Administratif									**Administrative accounts**
Fasilitas kredit yang diberikan dan pembiayaan/piutang syariah yang belum digunakan	11	-	2.807.181	792.861	244.359	247.389	731.134	4.822.935	Unused loans and Sharia financing/ receivable facilities
L/C dan SKBDN yang masih berjalan dan tidak dapat dibatalkan	-	-	-	-	88.205	-	-	88.205	Outstanding irrevocable L/C and domestic L/C
Bank garansi yang diterbitkan	-	-	-	-	1.337.709	-	-	1.337.709	Bank guarantees issued
Total	**12.886.513**	**13.211.729**	**14.396.851**	**15.767.311**	**6.412.897**	**6.076.623**	**10.528.904**	**79.280.828**	**Total**

c. Agunan dan perlindungan kredit lainnya

Bank menerapkan kebijakan untuk memitigasi risiko kredit, antara lain dengan meminta agunan sebagai jaminan pelunasan kredit jika jaminan berupa sumber pembayaran utama debitur berdasarkan arus kas tidak terpenuhi. Bank dapat menerima beragam jenis agunan yang diatur oleh kebijakan mitigasi risiko. Nilai agunan ditentukan berdasarkan hasil penilaian pada saat kredit diberikan dan ditinjau ulang secara berkala dan konsisten.

Untuk kredit yang diberikan, Bank menggunakan agunan untuk meminimalkan risiko kredit. Berdasarkan klasifikasi, kredit Bank dapat dibedakan menjadi dua kelompok besar, yaitu:

1. *Secured loans*
2. *Unsecured loans*

c. Collateral and other credit enhancements

The Bank implements policies to mitigate credit risk, among others, by asking for collateral as guarantee for repayment of credit if the collateral is the main source of payment of the debtor based on cash flow is not fulfilled. The Bank can accept various types of collateral that are regulated by risk mitigation policies. The collateral value is determined based on the results of the appraisal at the time the credit is given and is regularly and consistently reviewed.

For the loans, Bank uses the collateral to minimize the credit risk. Loans in Bank are classified into two major categories as follows:

1. Secured loans
2. Unsecured loans

40. Manajemen Risiko (lanjutan)

c. Agunan dan perlindungan kredit lainnya (lanjutan)

Untuk s*ecured loans*, Bank menetapkan jenis dan nilai agunan yang dijaminkan sesuai skema kredit. Jenis dari agunan terdiri dari:

a. *Physical collateral*, antara lain tanah, bangunan dan BPKB kendaraan bermotor;
b. *Cash collateral*, antara lain simpanan (tabungan, giro dan deposito berjangka), emas, *financial collateral* (surat berharga); dan
c. Lainnya, antara lain garansi, jaminan pemerintah, dan jaminan dari Lembaga penjamin.

Agunan merupakan sumber terakhir pelunasan kredit *(secondary source of credit repayment)* dan sebagai salah satu bentuk mitigasi risiko kredit. Sumber utama pelunasan kredit berasal dari hasil usaha dan hasil analisa kemampuan debitur.

d. Kualitas aset keuangan

Kualitas aset keuangan dikelola oleh Bank dengan menggunakan panduan dari Otoritas Jasa Keuangan dan diungkapkan pada Catatan 4, 5, 6, 7, 8, 9, 10, 11 dan 12 atas laporan keuangan konsolidasian.

Bank memiliki kebijakan terkait tingkat risiko yang akan diambil *(risk appetite)* dan toleransi risiko *(risk tolerance)* untuk mempertahankan peringkat risiko di seluruh portofolio aset keuangan secara akurat dan konsisten, sehingga Bank fokus atas risiko dengan peringkat tertentu dan perbandingan eksposur kredit di seluruh lini bisnis, daerah geografis dan produk. Sistem peringkat ini didukung oleh berbagai analisis keuangan, dikombinasikan dengan informasi pasar sebagai masukan utama untuk pengukuran risiko pihak lawan *(counterparty)*. Peringkat risiko disesuaikan dengan berbagai kategori dan ditentukan sesuai dengan panduan peringkat Bank Indonesia yang dinilai dan diperbaharui secara berkala.

40. Risk Management (continued)

c. Collateral and other credit enhancements (continued)

For secured loans, Bank determined the type and value of collateral according to the loan scheme. Types of collateral are as follows:

a. Physical collateral, such as land, buildings and proof of vehicle ownership;
b. Cash collateral, such as deposits (savings, current accounts, time deposit), gold, financial collateral (securities); and
c. Others, such as guarantees, government guarantees, and guarantees from guarantee/insurance institution.

Collateral is a second source of credit repayment and also as a form of credit risk mitigation. The primary source of credit repayment is the funds generated from business operations and capability analysis the borrowers.

d. Quality of financial assets

The financial assets quality is managed by the Bank using the guidance from Financial Services Authority and disclosed in Notes 4, 5, 6, 7, 8, 9, 10, 11, and 12 to the consolidated financial statements.

The Bank has policy related to risk appetite and risk tolerance to maintain risk rating over all financial asset portfolios accurately and consistently, therefore the Bank will focused on the risks with certain rating and the comparison of credit exposures across all business lines, geographic regions, and products. The rating system is supported by a various financial analytics, combined with processed market information to provide the main inputs of counterparty risk measurement. The risk rating is adjusted to various categories and is determined in accordance with the Bank Indonesia rating guidelines which are assessed and updated regularly.

40. Manajemen Risiko (lanjutan)

e. Evaluasi penurunan nilai

Di samping itu, Bank telah menerapkan PSAK 71 dalam perhitungan Cadangan Kerugian Penurunan Nilai (CKPN) terutama dalam perhitungan *Probability of Default* (PD) dan *Loss Given Default* (LGD).

Metodologi perhitungan CKPN dikelompokkan ke dalam 2 (dua) kategori, yaitu kolektif dan individual. Metode penurunan nilai ini digunakan untuk menghitung CKPN fasilitas kredit yang terkait dengan *significant loan* dan *non-significant loan*. Minimum kriteria yang termasuk dalam kategori *significant loan* dan *non-significant loan* mengacu kepada Pedoman Penurunan Nilai Aset Keuangan Bank.

Tabel berikut ini menyajikan aset keuangan (tidak termasuk tagihan dari cabang-cabang lain) berdasarkan *staging* dan peringkat kredit pada tanggal 31 Desember 2024 dan 2023, adalah sebagai berikut:

40. Risk Management (continued)

e. Impairment assessment

Moreover, Bank has implemented PSAK 71 in calculating Allowance for Impairment Losses (CKPN) especially in the calculation of Probability of Default (PD) and Loss Given Default (LGD).

CKPN Calculation methodology grouped into 2 categories, those are collective and individual. This method used to calculate CKPN for significant and non-significant loan. Minimum criteria that describe significant and non-significant loan refers to Bank's Financial Asset Impairment Policy.

The following table presents the financial assets (not include due from other branches), based on stage and credit grading as at December 31, 2024 and 2023, are as follows:

	31 Desember/*December 31*, 2024									
	Giro pada Bank Indonesia/ *Current Accounts with Bank Indonesia*	Giro pada bank lain/ *Current accounts with other banks*	Penempatan pada Bank Indonesia dan bank-bank lain/ *Placements with Bank Indonesia and other banks*	Efek-efek/ *Securities*	Tagihan akseptasi/ *Acceptance receivables*	Kredit yang diberikan/ *Loans*	Penyertaan Saham/ *Investments in Shares*	Aset keuangan lainnya/ *Other financial assets*	Jumlah/ *Total*	
Aset keuangan dengan biaya perolehan diamortisasi										**Financial assets at amortized cost**
Stage 1	2.672.478	397.137	2.798.303	9.954.506	84.279	37.244.210	15	1.575.128	54.726.056	Stage 1
Stage 2	-	-	-	-	-	6.276.660	-	-	6.276.660	Stage 2
Stage 3	-	-	-	-	-	4.006.616	-	-	4.006.616	Stage 3
	2.672.478	397.137	2.798.303	9.954.506	84.279	47.527.486	15	1.575.128	65.009.332	
Aset keuangan - nilai wajar melalui penghasilan komprehensif lain										**Financial assets - fair value through other comprehensive income**
Stage 1	-	-	-	4.345.452	-	-	-	-	4.345.452	Stage 1
Aset keuangan - nilai wajar melalui laba rugi										**Financial assets - fair value through profit or loss**
Stage 1	-	-	-	7.467.153	-	-	-	-	7.467.153	Stage 1
Jumlah aset keuangan	**2.672.478**	**397.137**	**2.798.303**	**21.767.111**	**84.279**	**47.527.486**	**15**	**1.575.128**	**76.821.937**	**Total financial assets**
Cadangan kerugian penurunan nilai										**Allowance for impairment losses**
Stage 1	-	300	-	280	1.200	497.013	-	15.023	513.816	Stage 1
Stage 2	-	-	-	-	-	509.077	-	-	509.077	Stage 2
Stage 3	-	-	-	-	-	1.986.107	-	-	1.986.107	Stage 3
Jumlah cadangan kerugian penurunan nilai	**-**	**300**	**-**	**280**	**1.200**	**2.992.197**	**-**	**15.023**	**3.009.000**	**Total allowance for impairment losses**
Jumlah – bersih	**2.672.478**	**396.837**	**2.798.303**	**21.766.831**	**83.079**	**44.535.289**	**15**	**1.560.105**	**73.812.937**	**Total - net**

40. Manajemen Risiko (lanjutan)

40. Risk Management (continued)

e. Evaluasi penurunan nilai (lanjutan)

e. Impairment assessment (continued)

	31 Desember/*December 31*, 2023									
	Giro pada Bank Indonesia/ *Current Accounts with Bank Indonesia*	Giro pada bank lain/ *Current accounts with other banks*	Penempatan pada Bank Indonesia dan bank-bank lain/ *Placements with Bank Indonesia and other banks*	Efek-efek/ *Securities*	Tagihan akseptasi/ *Acceptance receivables*	Kredit yang diberikan/ *Loans*	Penyertaan Saham/ *Investments in Shares*	Aset keuangan lainnya/ *Other financial assets*	Jumlah/ *Total*	
Aset keuangan dengan biaya perolehan diamortisasi										**Financial assets at amortized cost**
Stage 1	3.205.619	342.881	2.133.567	9.145.932	132.577	40.416.916	15	1.531.016	56.908.523	Stage 1
Stage 2	-	-	-	-	-	4.348.331	-	-	4.348.331	Stage 2
Stage 3	-	-	-	-	-	4.653.369	-	-	4.653.369	Stage 3
	3.205.619	342.881	2.133.567	9.145.932	132.577	49.418.616	15	1.531.016	65.910.223	
Aset keuangan - nilai wajar melalui penghasilan komprehensif lain										**Financial assets - fair value through other comprehensive income**
Stage 1	-	-	-	3.067.387	-	-	-	-	3.067.387	Stage 1
Aset keuangan - nilai wajar melalui laba rugi										**Financial assets - fair value through profit or loss**
Stage 1	-	-	-	5.322.930	-	-	-	-	5.322.930	Stage 1
Jumlah aset keuangan	**3.205.619**	**342.881**	**2.133.567**	**17.536.249**	**132.577**	**49.418.616**	**15**	**1.531.016**	**74.300.540**	**Total financial assets**
Cadangan kerugian penurunan nilai										**Allowance for impairment losses**
Stage 1	-	300	-	109	1.613	858.219	-	51.597	911.838	Stage 1
Stage 2	-	-	-	-	-	459.100	-	-	459.100	Stage 2
Stage 3	-	-	-	-	-	2.265.515	-	-	2.265.515	Stage 3
Jumlah cadangan kerugian penurunan nilai	**-**	**300**	**-**	**109**	**1.613**	**3.582.834**	**-**	**51.597**	**3.636.453**	**Total allowance for impairment losses**
Jumlah – bersih	**3.205.619**	**342.581**	**2.133.567**	**17.536.140**	**130.964**	**45.835.782**	**15**	**1.479.419**	**70.664.087**	**Total - net**

Dalam menentukan kualitas kredit berdasarkan segmen nasabah, untuk portofolio Komersial, UMKM dan Konsumer, eksposur dianalisis berdasarkan peringkat risiko kredit yang memainkan peranan utama dalam penilaian kualitas dan pengawasan risiko. Semua kredit diberikan peringkat risiko kredit yang ditelaah ulang secara sistematis dan diubah berdasarkan perubahan keadaan atau perilaku debitur. Risiko kredit diklasifikasi berdasarkan kolektibilitas dan lama tunggakan (DPD). Adapun kredit dengan kolektibilitas 1 dan kolektibilitas 2 dengan DPD kurang dari sama dengan 30 hari diklasifikasikan pada *stage* 1. Kredit dengan kolektibilitas 2 dengan DPD lebih dari sama dengan 31 hari sampai dengan kurang dari sama dengan 90 hari diklasifikasikan pada *stage* 2. Sementara kredit dengan kolektibilitas 3, 4 dan 5 diklasifikasikan pada *stage* 3.

In determining credit quality by client segment for Commercial, SME and Consumer banking portfolios. Exposures are analyzed by credit grade which plays a central role in the quality assessment and monitoring of risk. All loans are assigned a credit grade which is reviewed periodically and amended in light of changes in the borrower's circumstances or behavior. Credit grading is classified based on collectibility and Day Past Due (DPD). In case of loans with collectibility 1 and collectibility 2 with DPD less than 30 days are classified on stage 1. Loans with collectibility 2 with DPD more than 31 days up to less than 90 days days are classified on stage 2. While loans with collectibility 3, 4 and 5 are classified on stage 3.

40. Manajemen Risiko (lanjutan)

e. Evaluasi penurunan nilai (lanjutan)

Tabel berikut adalah instrumen aset keuangan (tidak termasuk tagihan dari cabang-cabang lain) berdasarkan *stage* dengan jumlah cadangan kerugian penurunan nilai untuk setiap instrumen dengan klasifikasi biaya perolehan diamortisasi dan nilai wajar melalui penghasilan komprehensif lain pada tanggal 31 Desember 2024 dan 2023, adalah sebagai berikut:

40. Risk Management (continued)

e. Impairment assessment (continued)

This table shows financial assets instruments (not include due from other branches) by stage with the allowance for impairment losses against each financial instruments under classification of amortized cost and fair value through other comprehensive income as at December 31, 2024 and 2023, are as follow:

31 Desember/*December 31*, 2024

	***Stage* 1**			***Stage* 2**			***Stage* 3**			**Jumlah/*Total***			
	Nilai Tercatat/ *Carrying Amount*	**Cadangan Kerugian Penurunan Nilai/ *Allowance for Impairment Losses***	**Nilai Tercatat Bersih/ *Net Carrying Amount***	**Nilai Tercatat/ *Carrying Amount***	**Cadangan Kerugian Penurunan Nilai/ *Allowance for Impairment Losses***	**Nilai Tercatat Bersih/ *Net Carrying Amount***	**Nilai Tercatat/ *Carrying Amount***	**Cadangan Kerugian Penurunan Nilai/ *Allowance for Impairment Losses***	**Nilai Tercatat Bersih/ *Net Carrying Amount***	**Nilai Tercatat/ *Carrying Amount***	**Cadangan Kerugian Penurunan Nilai/ *Allowance for Impairment Losses***	**Nilai Tercatat Bersih/ *Net Carrying Amount***	
Giro pada Bank Indonesia	2.672.478	-	2.672.478	-	-	-	-	-	-	2.672.478	-	2.672.478	Current accounts with Bank Indonesia
Giro pada bank lain	397.137	(300)	396.837	-	-	-	-	-	-	397.137	(300)	396.837	Current accounts with other banks - net
Penempatan pada Bank Indonesia dan bank lain	2.798.303	-	2.798.303	-	-	-	-	-	-	2.798.303	-	2.798.303	Placements with Bank Indonesia and other bank - net
Surat - surat berharga	21.767.111	(280)	21.766.831	-	-	-	-	-	-	21.767.111	(280)	21.766.831	Marketable securities
Tagihan akseptasi	84.279	(1.200)	83.079	-	-	-	-	-	-	84.279	(1.200)	83.079	Acceptance receivables
Kredit yang diberikan	37.244.210	(497.013)	36.747.197	6.276.660	(509.077)	5.767.583	4.006.616	(1.986.107)	2.020.509	47.527.486	(2.992.197)	44.535.289	Loans
Penyertaan Saham	15	-	15	-	-	-	-	-	-	15	-	15	Investment in shares
Aset keuangan lainnya	1.575.128	(15.023)	1.560.105	-	-	-	-	-	-	1.575.128	(15.023)	1.560.105	Other financial assets
	66.538.661	**(513.816)**	**66.024.845**	**6.276.660**	**(509.077)**	**5.767.583**	**4.006.616**	**(1.986.107)**	**2.020.509**	**76.821.937**	**(3.009.000)**	**73.812.937**	

40. Manajemen Risiko (lanjutan)

e. Evaluasi penurunan nilai (lanjutan)

40. Risk Management (continued)

e. Impairment assessment (continued)

31 Desember/*December 31*, 2023

	Stage 1			*Stage* 2			*Stage* 3			Jumlah/*Total*			
	Nilai Tercatat/ *Carrying Amount*	Cadangan Kerugian Penurunan Nilai/ *Allowance for Impairment Losses*	Nilai Tercatat Bersih/ *Net Carrying Amount*	Nilai Tercatat/ *Carrying Amount*	Cadangan Kerugian Penurunan Nilai/ *Allowance for Impairment Losses*	Nilai Tercatat Bersih/ *Net Carrying Amount*	Nilai Tercatat/ *Carrying Amount*	Cadangan Kerugian Penurunan Nilai/ *Allowance for Impairment Losses*	Nilai Tercatat Bersih/ *Net Carrying Amount*	Nilai Tercatat/ *Carrying Amount*	Cadangan Kerugian Penurunan Nilai/ *Allowance for Impairment Losses*	Nilai Tercatat Bersih/ *Net Carrying Amount*	
Giro pada Bank Indonesia	3.205.619	-	3.205.619	-	-	-	-	-	-	3.205.619	-	3.205.619	Current accounts with Bank Indonesia
Giro pada bank lain	342.881	(300)	342.581	-	-	-	-	-	-	342.881	(300)	342.581	Current accounts with other banks - net
Penempatan pada Bank Indonesia dan bank lain	2.133.567	-	2.133.567	-	-	-	-	-	-	2.133.567	-	2.133.567	Placements with Bank Indonesia and other bank - net
Surat - surat Berharga	17.536.249	(109)	17.536.140	-	-	-	-	-	-	17.536.249	(109)	17.536.140	Marketable Securities
Tagihan akseptasi	132.577	(1.613)	130.964	-	-	-	-	-	-	132.577	(1.613)	130.964	Acceptance receivables
Kredit yang diberikan	40.416.916	(858.219)	39.558.697	4.348.331	(459.100)	3.889.231	4.653.369	(2.265.515)	2.387.854	49.418.616	(3.582.834)	45.835.782	Loans
Penyertaan Saham	15	-	15	-	-	-	-	-	-	15	-	15	Investment in shares
Aset keuangan lainnya	1.531.016	(51.597)	1.479.419	-	-	-	-	-	-	1.531.016	(51.597)	1.479.419	Other financial assets
	65.298.840	**(911.838)**	**64.387.002**	**4.348.331**	**(459.100)**	**3.889.231**	**4.653.369**	**(2.265.515)**	**2.387.854**	**74.300.540**	**(3.636.453)**	**70.664.087**	

Dalam hal terdapat keraguan terhadap kemampuan nasabah untuk melakukan pembayaran kontraktual pada saat jatuh tempo, persyaratan kredit dapat dinegosiasikan kembali berdasarkan kesepakatan antara Bank dan nasabah.

Where there is doubt on the ability of the borrowers to meet contractual payments when due, the terms of the loans might be renegotiated based on mutual agreement between the Bank and the borrowers.

40. Manajemen Risiko (lanjutan)

Risiko Pasar

Risiko pasar adalah risiko kerugian yang timbul akibat perubahan faktor pasar yang tidak sesuai dengan posisi yang diambil oleh Bank baik pada posisi aset dan liabilitas keuangan dan rekening administratif, termasuk risiko perubahan harga opsi. Aktivitas Bank secara kesuluruhan akan dipengaruhi oleh pergerakan variabel pasar seperti suku bunga, nilai tukar, harga ekuitas dan harga komoditas. Dalam rangka meminimalisasi potensi kerugian yang dapat terjadi dari volatilitas pergerakan variabel pasar tersebut, maka diperlukan adanya pemantauan yang ketat terhadap posisi Bank yang terekspos.

Pengelolaan risiko pasar dijalankan berdasarkan kebijakan dan prosedur yang berkaitan dengan produk, jasa dan aktivitas *treasury* serta bisnis yang terpapar risiko tersebut. Pengendalian risiko nilai tukar mata uang asing dan risiko suku bunga Bank pada *trading book* antara lain melalui analisis risiko dan limit untuk aktivitas *trading* seperti transaksi *money market, foreign exchange* dan *fixed income securities* (surat-surat berharga). Selain itu, dilakukan proses *marked-to-market* untuk posisi *trading book, monitoring* posisi devisa neto dan *Value at Risk* (VaR) atas posisi tersebut.

Risiko suku bunga

Dalam rangka mengidentifikasi risiko secara lebih akurat pada produk dan aktivitas Bank yang sensitif terhadap suku bunga pasar yang dapat memengaruhi tingkat risiko Bank dan untuk mewujudkan sistem perbankan yang sehat maka Bank perlu mengelola risiko suku bunga yang tidak hanya terbatas pada komponen *trading book* namun juga pada komponen *banking book* sesuai dengan prinsip kehati-hatian.

Pengelolaan risiko suku bunga dalam *Interest Rate Risk in the Banking Book* (IRRBB) dilakukan dengan memperhatikan pergerakan suku bunga di pasar yang berlawanan dengan Posisi *Banking Book*, yang berpotensi memberikan dampak terhadap permodalan dan rentabilitas (*earnings*) Bank, baik untuk saat ini maupun pada masa mendatang.

IRRBB bersumber dari 3 (tiga) aspek dasar yang terkait dengan tingkat dan karakteristik struktur suku bunga, serta dampak dari tingkat dan karakteristik tersebut terhadap perubahan atas kurva imbal hasil *(yield curve)*. Ketiga aspek dasar dimaksud adalah *gap risk, basis risk* dan *option risk*.

40. Risk Management (continued)

Market Risk

Market risk is the risk of losses that arise due to changes in market factors that are not in accordance with position taken by Bank both in the position of financial assets and liabilities and administrative accounts, including the risk of changes in option prices. The overall activity of the Bank will be influenced by movements in market variables such as interest rates, exchange rates, equity prices and commodity prices. In order to minimize the potential losses that may occur due to the volatility of such market variable movements, it is necessary to perform strict monitoring of the Bank's exposure.

The overall market risk management is performed based on the policies and procedures related to the products, services and activities in the treasury and business exposed to that risk. The management of foreign exchange rate and interest rate risks in the trading book is performed through risk and limit analysis for trading activities such as money market, foreign exchange, and fixed income securities transactions (marketable securities). Furthermore, the trading book position has been marked-to-market and the net open position and Value at Risk (VaR) on that position are monitored.

Interest rate risk

In order to identify the risk more accurately towards the Bank's products and activity that are sensitive to market's interest rate which may affect risk level of the Bank and to make a good sound practice, the Bank needs to manage interest rate risk for both components either in the trading book or Banking book component according to the conservatism principles.

The Interest Rate Risk in the Banking Book (IRRBB) management is performed by monitoring the movement of interest rate in market not in same direction with Banking Book Position that may impact the Bank's capital and earning, in current condition and the future.

IRRBB originates from 3 (three) fundamental aspects related to the level and characteristics of the interest rate structure, as well as the impact of these levels and characteristics on changes in the yield curve. The basic aspects are gap risk, basis risk and option risk.

40. Manajemen Risiko (lanjutan)

Risiko Pasar (lanjutan)

Dalam melakukan pengukuran risiko, Bank melakukan *stress test* dengan beberapa skenario, termasuk skenario terburuk (*worst case scenario*) untuk mengetahui tingkat kemampuan Bank dalam menghadapi berbagai tingkat pergerakan hingga kondisi pasar yang tidak normal. Hasil *stress test* tersebut digunakan sebagai pertimbangan pada saat penetapan atau perubahan kebijakan dan limit risiko pasar. *Stress testing* dilakukan setiap 3 (tiga) bulan sekali atau periode yang lebih pendek jika terjadi kondisi abnormal. Bank melakukan *back testing* untuk validasi pada metodologi, formula, model dan penggunaan asumsi pada setiap skenario dalam model pengukuran risiko.

Tabel berikut mengikhtisarkan eksposur risiko suku bunga Bank atas aset keuangan dan liabilitas keuangan yang tidak untuk diperdagangkan pada 31 Desember 2024 dan 2023, (Bank saja).

40. Risk Management (continued)

Market Risk (continued)

In measuring risks, the Bank has performed stress tests based on several scenarios, including the worst case scenario. This is intended to assess the Bank's ability during various levels of market movements to abnormal market conditions. The stress test results was used as a consideration in determining changes in policies and limit related to market risk. Stress testing is done every 3 (three) months or whichever is earlier in case there is an abnormal condition. The Bank periodically performs back testing to validate methodology, formula, model and assumptions used on each scenario of risk measurement model.

The table below summarizes the Bank's interest rate risk exposure on non-trading financial assets and liabilities as at December 31, 2024 and 2023 (Bank only).

	31 Desember/*December 31,* 2024					
	Total	**Kurang Dari 3 Bulan/ *Less Than 3 Months***	**3 - 12 Bulan/ *Months***	**1 - 5 Tahun/ *Years***	**Lebih dari 5 Tahun/ *More Than 5 Years***	
Aset						**Assets**
Giro pada Bank Indonesia	2.301.999	2.301.999	-	-	-	Current accounts with Bank Indonesia
Giro pada Bank lain	428.273	428.273	-	-	-	Current accounts with other Bank
Penempatan pada Bank Indonesia dan bank lain	1.594.828	1.594.828	-	-	-	Placements with Bank Indonesia and other banks
Surat-surat berharga						Marketable securities
Diukur pada nilai wajar melalui laba rugi	7.417.653	-	-	6.078.310	1.339.343	Fair value through profit or loss
Diukur pada nilai wajar melalui penghasilan komprehensif lain	4.506.470	-	202.902	3.692.775	610.793	Fair value through other comprehensive
Diukur pada biaya perolehan						Measured at
Amortisasi - neto	9.182.948	1.244.628	413.460	7.524.860	-	amortized cost - net
Tagihan derivatif	12.054	12.054	-	-	-	Derivative receivable
Kredit yang diberikan dan pembiayaan/ piutang syariah - bruto	41.456.215	3.470.998	7.214.252	14.996.741	15.774.224	Loans and sharia/ financing/ receivables - gross
Tagihan akseptasi	84.279	83.677	602	-	-	Acceptance receivables
	66.984.719	**9.136.457**	**7.831.216**	**32.292.686**	**17.724.360**	
Liabilitas						**Liabilities**
Simpanan nasabah	40.147.845	34.944.441	4.610.489	592.915	-	Deposits from customers
Simpanan dari bank lain	2.826.678	2.823.678	3.000	-	-	Deposits from other banks
Pinjaman yang diterima	13.775.967	1.500.000	4.446.061	7.829.906	-	Borrowings
Surat berharga yang diterbitkan	5.790.158	-	-	5.790.158	-	Securities issued
	62.540.648	**39.268.119**	**9.059.550**	**14.212.979**	**-**	
Neto	**4.444.071**	**(30.131.662)**	**(1.228.334)**	**18.079.707**	**17.724.360**	**Net**

40. Manajemen Risiko (lanjutan)

40. Risk Management (continued)

Risiko Pasar (lanjutan)

Market Risk (continued)

	31 Desember/*December 31,* 2023					
	Total	**Kurang Dari 3 Bulan/ *Less Than 3 Months***	**3 - 12 Bulan/ *Months***	**1 - 5 Tahun/ *Years***	**Lebih dari 5 Tahun/ *More Than 5 Years***	
Aset						**Assets**
Giro pada Bank Indonesia	2.655.765	2.655.765	-	-	-	Current accounts with Bank Indonesia
Giro pada bank lain	367.341	367.341	-	-	-	Current accounts with other banks
Penempatan pada Bank Indonesia dan bank lain	738.617	738.617	-	-	-	Placements with Bank Indonesia and other banks
Surat-surat berharga						Marketable securities
Diukur pada nilai wajar melalui laba rugi	5.322.930	-	-	4.434.321	888.609	Fair value through profit or loss
Diukur pada nilai wajar melalui penghasilan komprehensif lain	3.477.939	-	76.255	2.897.332	504.352	Fair value through other comprehensive
Diukur pada biaya perolehan amortisasi - neto	8.807.987	1.277.192	193.121	7.337.674	-	Measured at amortized cost - net
Tagihan derivatif	3.040	3.040	-	-	-	Derivative receivable
Kredit yang diberikan dan pembiayaan/ piutang syariah - bruto	44.183.228	3.513.641	7.869.650	15.523.202	17.276.735	Loans and sharia/ financing/ receivables - gross
Tagihan akseptasi	132.577	96.953	35.624	-	-	Acceptance receivables
	65.689.424	**8.652.549**	**8.174.650**	**30.192.529**	**18.669.696**	
Liabilitas						**Liabilities**
Simpanan nasabah	39.036.634	31.493.700	7.349.532	193.402	-	Deposits from customers
Simpanan dari bank lain	7.761.176	7.758.176	3.000	-	-	Deposits from other banks
Pinjaman yang diterima	11.654.712	1.231.760	2.247.547	8.175.405	-	Borrowings
Surat berharga yang diterbitkan	3.397.588	-	-	3.397.588	-	Securities issued
	61.850.110	**40.483.636**	**9.600.079**	**11.766.395**	**-**	
Neto	**3.839.314**	**(31.831.087)**	**(1.425.429)**	**18.426.134**	**18.669.696**	**Net**

Manajemen risiko suku bunga atas limit *repricing gap* dilakukan dengan memonitor sensitivitas aset dan liabilitas keuangan Bank atas berbagai skenario tingkat bunga baik standar dan non-standar. Analisis sensitivitas Bank atas kenaikan atau penurunan tingkat bunga pasar, dengan asumsi bahwa tidak ada pergerakan asimetris di kurva imbal hasil dan posisi laporan posisi keuangan yang tetap, adalah sebagai berikut (tidak diaudit):

The management of interest rate risk against repricing gap limits is supplemented by monitoring the sensitivity of the Bank's financial assets and liabilities to various standard and non-standard interest rate scenarios. An analysis of the Bank's sensitivity to an increase or decrease in market interest rates, assuming no asymmetrical movement in curves and a constant position of statement of financial position, is as follows (unaudited):

	31 Desember/*December 31*, 2024		
	Kenaikan paralel 100 basis poin/ *100 basis point-parallel increase*	**Penurunan paralel 100 basis poin/ *100 basis point-parallel decrease***	
Sensitivitas atas proyeksi pendapatan bunga - neto	(63.470)	63.470	Sensitivity of projected interest income - net

	31 Desember/*December 31*, 2023		
	Kenaikan paralel 100 basis poin/ *100 basis point-parallel increase*	**Penurunan paralel 100 basis poin/ *100 basis point-parallel decrease***	
Sensitivitas atas proyeksi pendapatan bunga - neto	(224.021)	224.021	Sensitivity of projected interest income - net

40. Manajemen Risiko (lanjutan)

Risiko Pasar (lanjutan)

Risiko nilai tukar

Penilaian risiko nilai tukar mata uang asing dilakukan dengan memperhatikan Posisi Devisa Neto (PDN) dan volatilitas mata uang asing yang dikelola Bank. Pengendalian risiko dilakukan melalui monitoring mutasi transaksi valuta asing di seluruh kantor cabang dan unit bisnis. Informasi mengenai PDN diungkapkan pada Catatan 55m.

Risiko Likuiditas

Risiko likuiditas adalah risiko akibat ketidakmampuan Bank untuk memenuhi liabilitas yang jatuh tempo dari sumber pendanaan arus kas dan/atau dari aset likuid berkualitas tinggi yang dapat diagunkan, tanpa mengganggu aktivitas dan kondisi keuangan Bank.

Risiko likuiditas juga berkaitan dengan optimalisasi struktur neraca dan risiko struktural terhadap ketergantungan pada sumber pendanaan tertentu. Pengelolaan risiko likuiditas Bank berupaya agar dapat mengelola risiko likuiditas dalam perspektif jangka pendek maupun struktural.

Besar kecilnya risiko likuiditas ditentukan antara lain:

a. Kecermatan dalam perencanaan arus kas atau arus dana berdasarkan prediksi pembiayaan dan prediksi pertumbuhan dana, termasuk mencermati tingkat fluktuasi dana;
b. Ketepatan dalam mengatur struktur dana termasuk kecukupan dana;
c. Ketersediaan aset yang siap dikonversikan menjadi kas;
d. Kemampuan menciptakan akses ke pasar antar bank atau sumber dana lainnya, termasuk fasilitas *lender of last resort*.

Rasio Kecukupan Likuiditas diungkapkan pada Catatan 55k

Sisa jatuh tempo kontraktual dari liabilitas keuangan

Tabel di bawah ini menyajikan ekspektasi arus kas yang tidak didiskontokan dari liabilitas keuangan Bank berdasarkan jatuh tempo kontraktual yang terdekat pada tanggal laporan posisi keuangan konsolidasian.

40. Risk Management (continued)

Market Risk (continued)

Foreign exchange risk

The foreign exchange risk valuation is performed by monitoring the Net Open Position (NOP) and foreign exchange volatility maintained by the Bank. Risk control is performed through monitoring the foreign exchange transaction movement in all branches and business units. The information related with NOP is disclosed in Note 55m.

Liquidity Risk

Liquidity risk is the risk due to the inability of the Bank to meet obligations due from cash flow funding sources and/or from high quality liquid assets that can be pledged, without disrupting the activities and financial condition of the Bank.

Liquidity risk is the also related to the optimization of the balance sheet structure and structural risk of dependence on certain funding sources. The Bank's liquidity risk management strives to be able to manage liquidity risk form both a short-term and structural perspective.

The size of the liquidity risk is determined, among others:

a. Accuracy in cash flow or flow of fund planning based on financing and fund growth prediction, which includes observing the fund rate volatility;
b. The precision in managing the fund structure, including the adequacy of funding;
c. The availability of asset that is ready to be converted into cash;
d. Ability to create access to the interbank market or other funding sources, including the lender of last resort facilities.

Liquidity Adequacy Ratio are disclosed in Note 55k.

Residual contractual maturities of financial liabilities

The table below shows the expected undiscounted cash flows on the Bank's financial liabilities on the basis of their earliest possible contractual maturity as at the consolidated statement of financial position date.

40. Manajemen Risiko (lanjutan)

40. Risk Management (continued)

Risiko Likuiditas

Liquidity Risk

31 Desember/*December 31,* 2024

	Total	Kurang dari 3 bulan/ *Less than 3 months*	3 - 12 bulan/ *months*	1 - 5 tahun/ *years*	Lebih dari 5 tahun/ *More than 5 years*	
Liabilitas segera	401.263	401.263	-	-	-	Liabilities immediately payable
Simpanan nasabah	46.593.158	36.288.633	9.711.609	592.916	-	Deposits from customers
Simpanan dari bank lain	2.881.186	2.878.186	3.000	-	-	Deposits from other banks
Surat-surat berharga yang dijual dengan janji dibeli kembali - neto	3.739.878	3.739.878	-	-	-	Marketable securities sell with agreement to repurchase - net
Surat berharga yang diterbitkan	5.790.158	-	-	-	5.790.158	Securities issued
Liabilitas derivatif	3.641	3.641	-	-	-	Derivative payable
Liabilitas akseptasi	84.279	83.677	602	-	-	Acceptance payable
Pinjaman yang diterima	13.920.644	1.500.000	4.590.738	7.829.906	-	Borrowings
Liabilitas Lain-lain	1.638.402	1.344.206	190.519	-	103.677	Other liabilities
Neto	**75.052.609**	**46.239.484**	**14.496.468**	**8.422.822**	**5.893.835**	**Net**
Komitmen dan Kontinjensi						**Commitment and Contigencies**
Fasilitas kredit kepada debitur yang belum digunakan	4.282.285	2.507.586	937.009	827.255	10.435	Unused Loan Facilities
Irrevocable letter of credit yang masih harus berjalan	90.095	40.609	49.486	-	-	Outstanding Irrevocable Letters of Credit
Garansi yang diterbitkan	582.778	488.955	41.342	52.481	-	Guarantee Issued
Total	**4.955.158**	**3.037.150**	**1.027.837**	**879.736**	**10.435**	**Total**

31 Desember/*December 31,* 2023

	Total	Kurang dari 3 bulan/ *Less than 3 months*	3 - 12 bulan/ *months*	1 - 5 tahun/ *years*	Lebih dari 5 tahun/ *More than 5 years*	
Liabilitas segera	431.402	431.402	-	-	-	Liabilities immediately payable
Simpanan nasabah	44.789.143	32.415.350	12.180.392	193.401	-	Deposits from customers
Simpanan dari bank lain	7.886.721	7.883.721	3.000	-	-	Deposits from other banks
Surat-surat berharga yang dijual dengan janji dibeli kembali - neto	219.631	219.631	-	-	-	Marketable securities sell with agreement to repurchase - net
Surat berharga yang diterbitkan	3.397.588	-	-	-	3.397.588	Securities issued
Liabilitas derivatif	808	808	-	-	-	Derivative payable
Liabilitas akseptasi	132.577	96.953	35.624	-	-	Acceptance payable
Pinjaman yang diterima	11.704.492	1.231.760	2.297.327	8.175.405	-	Borrowings
Liabilitas Lain-lain	1.570.140	1.263.423	206.372	-	100.345	Other liabilities
Neto	**70.132.502**	**43.543.048**	**14.722.715**	**8.368.806**	**3.497.933**	**Net**
Komitmen dan Kontinjensi						**Commitment and Contigencies**
Fasilitas kredit kepada debitur yang belum digunakan	4.822.935	2.934.857	1.195.554	676.892	15.632	Unused Loan Facilities
Irrevocable letter of credit yang masih harus berjalan	88.205	78.074	10.131	-	-	Outstanding Irrevocable Letters of Credit
Garansi yang diterbitkan	1.337.709	775.909	480.463	81.337	-	Guarantee Issued
Total	**6.248.849**	**3.788.840**	**1.686.148**	**758.229**	**15.632**	**Total**

Secara berkala Bank melakukan kaji ulang terhadap kebijakan dan limit risiko likuiditas. Selain itu, Bank memiliki kebijakan *contingency funding plan* sebagai pedoman bagi Bank untuk mengantisipasi situasi krisis likuiditas. Untuk mengetahui dampak perubahan pasar maupun faktor internal pada kondisi ekstrem (krisis) terhadap kondisi likuiditas yang dapat berdampak pada kecukupan modal Bank, Bank melakukan *stress test* terhadap posisi likuiditas Bank secara regular, sehingga Bank dapat mengantisipasi lebih awal dan mengambil langkah-langkah pengendalian dan solusi yang paling optimal sebagai strategi jangka pendek maupun jangka panjang pemulihan likuiditas. Informasi mengenai jatuh tempo aset dan liabilitas sesuai kontrak diungkapkan pada Catatan 41.

The Bank on a regular basis reviews the liquidity risk management policy and its limit. Futhermore, the Bank has contigency funding plan policy as a guidance for the Bank to overcome the situiation of liquidity crisis. In determining impact of changes in market and internal factors in extreme conditions (crisis) to the liquidity conditions that could impact the Bank's capital adequacy, the Bank performs stress test on Bank's funding liquidity position on a regular basis. By applying stress test, the Bank can anticipate early and take control measures as well as calculate the most optimal solution per short-term strategy and long-term recovery of liquidity. The information related to the maturity profile of assets and liabilities is disclosed in Note 41.

40. Manajemen Risiko (lanjutan)

Risiko Operasional

Risiko operasional adalah risiko akibat ketidakcukupan dan/atau tidak berfungsinya proses internal, kesalahan manusia, kegagalan sistem dan/atau adanya kejadian-kejadian eksternal yang berpotensi menimbulkan kerugian finansial maupun non finansial bagi Bank. Kebijakan manajemen risiko operasional secara Bank *wide* digunakan sebagai acuan utama bagi semua lini bisnis, fungsi pendukung dan entitas anak dalam mengelola risiko operasional. Pendekatan Bank terhadap manajemen risiko operasional adalah dengan menentukan strategi mitigasi guna memperoleh keseimbangan yang optimal antara paparan risiko operasional, efektivitas mekanisme kontrol dan pembuatan *risk appetite* sebagai salah satu strategi bank dengan melakukan implementasi konsisten atas Manajemen Risiko Operasional.

Pengelolaan terhadap eksposur risiko operasional di Bank mencakup pengelolaan terhadap eksposur risiko hukum, reputasi, kepatuhan dan stratejik yang terdapat pada setiap proses bisnis dan aktivitas operasional.

Penerapan Manajemen Risiko Operasional dilakukan dengan berpedoman pada Peraturan Otoritas Jasa keuangan No.18/POJK.03/2016 tentang Penerapan Manajemen Risiko bagi Bank Umum, yang mensyaratkan penerapan manajemen risiko mencakup 4 pilar yakni pengawasan aktif Direksi dan Dewan Komisaris, kecukupan kebijakan dan prosedur manajemen risiko dan penetapan limit Risiko, kecukupan proses manajemen risiko, dan sistem pengendalian internal.

Hal ini juga termasuk pengkajian atas produk dan/atau aktivitas baru atau pengembangan yang meningkatkan profil risiko produk dan/atau aktivitas Bank.

Pengelolaan risiko operasional yang dilakukan secara efektif dapat mengurangi potensi kerugian risiko operasional.

Manajemen risiko serta penetapan limit risiko, kecukupan proses identifikasi, pengukuran, pemantauan dan pengendalian risiko, serta sistem informasi manajemen risiko dan sistem pengendalian intern yang menyeluruh. Pengelolaan risiko operasional yang dilakukan secara efektif dapat mengurangi potensi kerugian risiko operasional.

40. Risk Management (continued)

Operational Risk

Operational risk is a risk due to insufficiency and/or non-functioning of internal processes, human error, system failure, and/or the existence of external factors that have the potential to cause financial and non-financial losses to the Bank. Bank wide Operational Risk Management Policy is used as a main reference for all line of businesses, support functions and subsidiaries in managing their operational risk. The Bank's approach to Operational Risk management is to define the best mitigation strategy to get optimum balance between operational risk exposure, effectiveness of control mechanism, and creating risk appetite as a Bank strategy by a consistent implementation of a comprehensive Operational Risk Management.

Management of operational risk exposures at Bank includes legal risk exposures, reputation, compliance and strategic risk exposure that occur in every business process and operational activity.

The Implementation of Operational Risk Management is carried out by referring to the Regulation of Financial Services Authority No. 18/POJK.03/2016 concerning the Implementation of Risk Management for Commercial Banks, which requires the implementation of risk management toward 4 pillars, that cover active supervision of the Board of Directors and the Board of Commissioners, adequacy of risk management policy, procedure, and establishment of risk limit, adequacy of risk management process, and internal control system.

In addition, it includes the assessment of new or development products and/or activities that increase the risk profile of the products and/or activities of the Bank.

Effective operational risk management can reduces the potential of operational risk losses.

Risk management policies and procedures, set of the risk limits, adequacy of risk identification, risk measurement, risk monitoring and risk control processes, and a comprehensive risk management information system and an internal control system as well. Effective operational risk management can reduces the potential of operational risk loss.

40. Manajemen Risiko (lanjutan)

Risiko Operasional (lanjutan)

Bank telah memiliki Kebijakan Manajemen Risiko Operasional, penetapan *risk appetite* dan *risk tolerance* dan penetapan limit Risiko Operasional. Di dalam mengelola risiko operasional, *risk taking unit* bertanggung jawab atas risiko yang terjadi pada unitnya masing-masing. Tata cara atas pengendalian risiko operasional diatur dalam suatu kebijakan Bank secara menyeluruh yang mencakup ketentuan dan prosedur operasional untuk setiap unit dan dilakukan reviu secara berkala.

Bank telah melakukan beberapa hal dalam rangka pengelolaan risiko operasional, yaitu:

i. Menetapkan *risk governance* pengelolaan risiko operasional;
ii. Menetapkan kebijakan dan prosedur serta melakukan reviu secara berkala sebagai landasan penerapan manajemen risiko;
iii. Menetapkan operational *risk appetite* dan *risk tolerance;*
iv. Menyusun metodologi dan perangkat pengelolaan risiko operasional;
v. Membangun *Risk Awareness* di seluruh lini organisasi termasuk mewujudkan *Risk Culture* dalam aktivitas bisnis Bank;
vi. Menjalankan implementasi pengelolaan risiko operasional ke seluruh unit kerja Kantor Pusat dan *Branch* termasuk implementasi *Operational Risk Management* (ORM) *Tools* yang meliputi aplikasi *Loss Event Database* (LED) dan Aplikasi *Risk Control Self-Assesment* (RCSA);
vii. Menyusun *Disaster Recovery Plan* sebagai langkah antisipasi atas kejadian internal maupun eksternal yang berpotensi menimbulkan kerugian termasuk kejadian bencana;
viii. Melakukan penilaian risiko sendiri terhadap penerapan ketahanan dan keamanan siber;
ix. Melakukan penilaian tingkat maturitas untuk keamanan siber dan perbankan digital;
x. Melakukan penilaian kerentanan dan pengujian penetrasi;
xi. Melakukan penilaian risiko (*risk-assessment*) kecukupan pengelolaan risiko atas rencana pengembangan Produk dan/atau layanan Bank;
xii. Melakukan perhitungan atas Aset Tertimbang Menurut Risiko (ATMR) untuk Risiko Operasional;
xiii. Menyediakan kajian risiko terkait dengan proses bisnis, aktivitas operasional dan transaksional;
xiv. Melaksanakan peningkatan atas kapabilitas Sumber Daya Manusia secara berkelanjutan, menyusun *Blue Print* Sumber Daya Manusia (SDM), menyusun *Man Power Planning*, dan Peningkatan komposisi SDM di Unit Bisnis;

40. Risk Management (continued)

Operational Risk (continued)

The Bank has an Operational Risk Management Policy, setting of risk appetite and risk tolerance, and Operational Risk Limits. ln managing operational risk, the risk owner is responsible for the risk that occurs in their respective units. The operational risk management procedures are regulated in a comprehensive Bank's policy for each unit that includes provisions and procedures and reviewed periodically.

The Bank has done several things in order to manage operational risk, as follows:

i. Stipulate risk governance for operational risk management;
ii. Stipulate policies and procedures and conduct periodic reviews as a basis for implementing risk management;
iii. Stipulate operational risk appetite and risk tolerance;
iv. Develop operational risk management methodologies and tools;
v. Building Risk Awareness in all lines of organization including realizing Risk Culture in Bank's business activities;
vi. Carry out the implementation of operational risk management to all Headquarters and Branch work units including the implementation of Operational Risk Management Tools (ORM Tools) which include the Loss Event Database (LED) application and the Risk Control Self-Assessment (RCSA) application;
vii. Develop a Disaster Recovery Plan as an anticipatory measure for internal and external events that have the potential to cause losses; including events of disasters;
viii. Self Risk Assessment for Cyber Security Implementation;
ix. Maturity Level Assessment for Cyber Security and Digital Banking;
x. Vulnerability Assessment and Penetration Test;
xi. Conduct a risk assessment of management adequacy of the Bank's products and/or services development plan;
xii. Calculate the Risk Weighted Assets (RWA) for Operational Risk;
xiii. Provide the risk studies related to business process, operational, and transactional activities;
xiv. Improves the ability of Human Resources regularly, preparation of the Human Resources Blue Print, development of Man Power Planning and Improve HR composition in Business Units;

40. Manajemen Risiko (lanjutan)

Risiko Operasional (lanjutan)

xv. Pelaksanaan Komite Pengendalian Internal secara rutin untuk membahas suatu permasalahan yang dapat meningkatkan eksposur risiko Bank;
xvi. Melaksanakan monitoring secara berkala atas keamanan sistem teknologi informasi yang digunakan;
xvii. Melaksanakan *monitoring limit* risiko dan pelaporan internal maupun eksternal (Regulator);
xviii. Penyempurnaan dan penguatan program strategi *anti-fraud*, antara lain melalui sosialisasi *anti-fraud* kepada seluruh karyawan, pemantauan penerapan sanksi terhadap pelaku, dan pengembangan unit *anti-fraud* menjadi departemen;
xix. Perbaikan kelemahan dalam kegiatan operasional dan TI;
xx. Pelaksanaan *monitoring* atas penanganan pengaduan nasabah, peningkatan, kompetensi petugas Bank dalam penaganan pengaduan nasabah;

Bank telah menerapkan *operational risk governance*, melalui:

i. Pengawasan aktif Dewan Komisaris dan Direksi;
ii. Pelaksanaan pengelolaan atas risiko operasional melalui model *three line of defense*, yaitu:
   - *Risk taking* unit sebagai *risk owner* merupakan *first line of defense* yang bertanggung jawab terhadap pengelolaan langsung dari masing- masing unit kerja;
   - *Second line of defense* yang menjalankan fungsi *oversight*; dan
   - Internal Audit sebagai *third line of defense* yang menjalankan fungsi *independent assurance*.
iii. Melakukan peninjauan ulang dan pembenahan terhadap kebijakan dan pedoman internal Bank yang ada guna menunjang kegiatan usaha Bank.
iv. Melakukan sosialisasi kebijakan/pedoman internal untuk meningkatkan pemahaman kepada karyawan.

Dalam rangka pengelolaan risiko operasional, Bank telah mengembangkan:

i. Aplikasi *Risk Control Self Assessment* (RCSA) berbasis web yang digunakan untuk mengidentifikasi, mengukur, dan memonitor risiko operasional pada setiap unit kerja secara berkala;

40. Risk Management (continued)

Operational Risk (continued)

xv. Conduct Internal Control Committee to discuss issues that have the potential to increase the risk of Bank exposure;
xvi. Carry out periodic monitoring of the security of information technology systems used;
xvii. Monitor the risk limit and provide the internal and external report (Regulator);
xviii. Improvement and strengthening of the anti-fraud strategy program, including through anti-fraud socialization to all employees, monitoring the implementation of sanctions against perpetrators, and developing anti-fraud units into departments;
xix. Improvement of weaknesses in operational and IT activities;
xx. Implementation of handling customer complaints monitoring, increasing the competence of Bank officers in handling custumer complaints;

The Bank has implemented operational risk governance, through:

i. Active supervision by the Board of Commissioners and Directors;
ii. Implementation of the operational risk management through models named as three line of defense that consist of:
   - Risk taking unit as a risk owner is the first line of defense that is responsible for direct management of each work unit;
   - The second line of defense that runs the oversight function; and
   - Internal Audit as the third line of defense that carries out the independent assurance function.
iii. Conduct review and revamp the internal policies and guidelines of the Bank to support the Bank's business activities.
iv. Conduct socialization of internal policies/guidelines to increase understanding to employees.

In order to manage operational risk, the Bank has developed:

i. The web based of Risk Control Self Assessment (RCSA) application, that is used to identify, measure, and monitor the operational risk in each unit on a regular basis;

40. Manajemen Risiko (lanjutan)

Risiko Operasional (lanjutan)

ii. Aplikasi *Loss Event Data* (LED) berbasis web yang digunakan untuk pencatatan data kerugian Bank yang sudah terjadi atau berpotensi menimbulkan kerugian bagi Bank, baik atas kerugian finansial maupun non finansial;
iii. *Action Plan* sebagai langkah-langkah mitigasi risiko operasional;
iv. *Dashboard* Manajemen Risiko Operasional yang digunakan sebagai indikator tingkat risiko operasional dalam suatu aktivitas perbankan.

Setiap kejadian atau indikasi dari terjadinya risiko operasional atau kelemahan yang teridentifikasi oleh alat-alat risiko operasional akan ditindaklanjuti melalui perbaikan-perbaikan. Proses pelaporan dan eskalasi akan dilakukan mulai dari setiap unit bisnis dan unit pendukung sampai dengan Komite Manajemen Risiko. Departemen *Operational Risk* dan *IT Management* secara proaktif telah melakukan sosialisasi atau kampanye yang berkesinambungan untuk meningkatkan kesadaran tentang Risiko Operasional ke seluruh unit di Bank, melalui berbagai informasi atas kejadian berisiko dan rekomendasi atas perbaikan proses.

Sebagai bagian dari pemantauan Risiko Operasional, Bank juga mengelola Risiko Teknologi Informasi dengan memiliki tata kelola terkait dengan Manajemen Risiko Teknologi Informasi. Fokus pemantauan risiko operasional terkait risiko teknologi informasi antara lain adalah *Risk Register Information Technology* yang mana saat ini Bank fokus pada pembangunan NGBS (*New Generation Banking System*), kemudian *Risk Register e-channel* serta digital yang merupakan transformasi yang dicanangkan oleh pemerintah.

Bank telah melakukan penyusunan dan pemantauan pelaksanaan penyelesaian isu risiko yang berpontensi tinggi dalam dampak kerusakan terutama pada daftar utama RCSA (*Risk Control Self-Assessment*) dari RTU (*Risk Taking Unit*) serta melakukan umpan balik berupa opini terhadap kewajaran dan ketepatan dari penilaian yang telah dilakukan oleh RTU. Selain itu terkait kontrol internal, Bank melakukan pengkinian *Risk Issue* secara rutin dan juga menjaga limit risiko di aktivitas operasional agar dapat mendukung pertumbuhan bisnis tetapi tetap aman dari risiko.

40. Risk Management (continued)

Operational Risk (continued)

ii. The web based of Loss Event Data (LED), that is used to record and collect Bank's losses data that have occurred or have the potential to cause losses for the Bank, both in financial and non-financial losses;
iii. The Action Plan as an operational risk mitigation step;
iv. The Operational Risk Management Dashboard that is used as an indicator of operational risk level of banking activities.

Any events or indication of operational risk or weaknesses identified by operational risk tools will be followed up through improvements. The reporting and escalation process will start from each business unit and supporting unit up to the Risk Management Committee. Operational Risk and IT Management Department has proactively carried out ongoing campaigns or socialization to raise awareness concerning Operational Risk to all units within the Bank, through information sharing on risk events and recommendations for process improvement.

As part of Operational Risk monitoring, the Bank also manage Information Technology Risk by developing governance related to Information Technology Risk Management. Focus of operational risk monitoring related to information technology risk among others are Risk Register Information Technology, where the Bank is currently focusing on the development of the NGBS (New Generation Banking System), then the e-channel and digital Risk Registers, which are transformations launched by the government.

The Bank has prepared and monitored the implementation of the resolution of risk issues that have a high potential for damage, especially on the main list of RCSA (Risk Control Self-Assessment) from the RTU (Risk Taking Unit) as well as providing feedback in the form of opinions on the fairness and accuracy of the assessments that have been carried out by RTU. Related with internal control Bank did updating Risk Issues on a regular basis and also maintaining risk limits in operational activities in order to support business growth while remaining safe from risk.

40. Manajemen Risiko (lanjutan)

Risiko Operasional (lanjutan)

Selain itu Bank juga telah melakukan pemantauan atas pencatatan data kerugian Bank yang sudah terjadi atau berpotensi menimbulkan kerugian bagi Bank, baik atas kerugian finansial maupun non finansial yang dicatatkan kedalam aplikasi *Loss Event Database* (LED). Sebagai bentuk peningkatan atas penggunaan aplikasi LED (*Loss Event Database*) Bank telah melakukan pembaharuan terhadap pedoman aplikasi LED melalui Surat Edaran Direksi No.SE/048/DIR/2023 tentang Pedoman *Loss Event Database* PT Bank KB Bukopin Tbk.

Kejadian-kejadian berisiko selama tahun 2024 baik yang disebabkan karena faktor kelalaian karyawan, sistem, proses ataupun kejadian eksternal dinilai mengalami kerugian yang relatif tidak signifikan terhadap Bank. Bank menggunakan pendekatan indikator dasar untuk mengalokasi modal dan Aktiva Tertimbang Menurut Risiko (ATMR) untuk risiko operasional dengan menggunakan data rata-rata 3 tahun terakhir dari pendapatan bruto Bank.

Bank telah melakukan perhitungan beban modal risiko operasional berdasarkan *Basel Committee on Banking Supervision* dan Peraturan Otoritas Jasa Keuangan Nomor 11/POJK.03/2016 tanggal 29 Januari 2016 tentang Kewajiban Penyediaan Modal Minimum Bank Umum. Berdasarkan ketentuan tersebut, Bank dalam melakukan perhitungan ATMR risiko operasional menggunakan Pendekatan Indikator Dasar.

Bank telah melakukan uji coba perhitungan beban modal risiko operasional berdasarkan *Basel III: Finalizing Post-Crisis Reforms* dan Surat Edaran Otoritas Jasa Keuangan Nomor 6/SEOJK.03/2020 tanggal 29 April 2020 tentang perhitungan ATMR risiko operasional menggunakan Pendekatan Standar bagi Bank Umum (*Standard Measurement Approach*) yang berlaku pada tanggal 1 Januari 2023.

Risiko Hukum

Risiko hukum adalah risiko akibat tuntutan hukum dan/atau kelemahan aspek yuridis, yang antara lain disebabkan oleh lemahnya perikatan yang dilakukan oleh Bank, ketiadaan dan/atau perubahan peraturan perundang-undangan yang menyebabkan suatu transaksi yang telah dilakukan Bank menjadi tidak sesuai dengan ketentuan dan proses litigasi baik yang timbul dari gugatan pihak ketiga terhadap Bank maupun Bank terhadap pihak ketiga.

40. Risk Management (continued)

Operational Risk (continued)

In addition, the Bank has also monitored the recording of data on Bank losses that have occurred or have the potential to cause losses to the Bank, both financial and non-financial losses that are recorded in the Loss Event Database (LED) application. As a form of increasing the use of the LED application (Loss Event Database) the Bank has updated the LED application guidelines through Directors Circular Letter No.SE/048/DIR/2023 concerning Loss Event Database Guideline PT KB Bank Bukopin Tbk.

Risk events in 2024 either due to negligence of employees, system, processes, or external events are considered as having incurred relatively insignificant losses to the Bank. The Bank adopts basic indicator approach to allocate capital and Risk Weighted Assets (RWA) for operational risk using average data of the last 3 years of the Bank's gross income.

The Bank has calculated the operational risk capital charge under the Basel Committee on Banking Supervision and the Financial Services Authority Regulation Number 11/POJK.03/2016 dated January 29, 2016 regarding the Minimum Capital Requirement for Commercial Banks. Based on these provisions, the Bank performs operational risk calculations using the Basic Indicator Approach.

The Bank has conducted a trial test on the calculation of operational risk capital costs based on Basel III: Finalizing of Post-Crisis Reforms and Financial Services Authority Circular Letter Number 6/SEOJK.03/2020 dated April 29, 2020, concerning Calculation of Operational RWA Using Standard Approaches for Commercial Banks which have been apply effective January 1, 2023.

Legal Risk

Legal risk is the risk due to legal claims and/or weaknesses in legal aspects which among others derived from the weaknesses in the Bank's engagements, the absence and/or changes in laws which result in the transaction executed by the Bank is not aligned with the current regulations, and litigation process both from third parties to the Bank and from the Bank to third parties.

40. Manajemen Risiko (lanjutan)

Risiko Hukum (lanjutan)

Proses identifikasi risiko hukum dilakukan dengan menganalisis seluruh sumber risiko hukum yang sekurang-kurangnya dilakukan terhadap rencana penyelenggaraan produk dan/atau layanan Bank, seluruh aktivitas Bank yang tidak terbatas pada kegiatan penghimpunan dana, penyaluran dana, *treasury*, *trade finance services*, pengelolaan sumber daya manusia, pengembangan produk/aktifitas baru, serta pelaksanaan kegiatan operasional dan bisnis lainnya melalui proses pengendalian manajemen risiko hukum yang layak sebelum diperkenalkan atau dijalankan.

Melalui Departemen Hukum Perusahaan dan Litigasi, Bank telah melakukan identifikasi risiko hukum yang memadai dengan memberikan *legal advisory*/*legal opinion* dan analisis yuridis kepada unit terkait untuk meningkatkan kualitas perjanjian kredit/Kerjasama agar tidak merugikan Bank, serta memperkuat standar perjanjian Kerjasama dan kebijakan manajemen risiko hukum sebagai bentuk mitigasi atas risiko yang akan muncul.

Selain itu Identifikasi serta pengukuran risiko hukum juga dilakukan melalui pemantauan penanganan kasus hukum, *potential loss* yang dihadapi Bank dari tuntutan hukum, serta pemantauan biaya legal. Pengelolaan risiko hukum Bank dilakukan oleh Departemen Hukum Perusahaan dan Litigasi dengan fokus kepada penyelesaian tuntutan hukum. Departemen tersebut bertanggung jawab untuk memastikan penguatan posisi Bank dalam kasus yang di hadapi oleh Bank.

Identifikasi risiko hukum juga dilakukan pada seluruh aktivitas Bank yang tidak terbatas pada kegiatan penghimpunan dana, penyaluran dana, *treasury, trade finance services*, pengelolaan sumber daya manusia, pengembangan produk/aktifitas baru, serta pelaksanaan kegiatan operasional dan bisnis lainnya.

Risiko Reputasi

Risiko reputasi adalah risiko akibat menurunnya tingkat kepercayaan pemangku kepentingan (*stakeholder*) yang bersumber dari persepsi negatif terhadap Bank, yang antara lain disebabkan adanya kejadian yang telah merugikan reputasi Bank, misalnya pemberitaan negatif di media massa, pelanggaran etika bisnis, keluhan nasabah, serta hal lain yang dapat menyebabkan risiko reputasi, misalnya kelemahan pada tata kelola, budaya perusahaan dan praktik bisnis Bank.

40. Risk Management (continued)

Legal Risk (continued)

The process of identifying legal risks is carried out by analyzing all sources of legal risks which at least are carried out on plans for implementing Bank products and/or services, all Bank activities that are not limited to fundraising activities, fund distribution, treasury, trade finance services, human resource management, development of new products/ activities, as well as implementation of operational and other business activities through appropriate legal risk management control processes prior to their introduction or implementation.

Through the Corporate Legal and Litigation Department, the Bank has identified adequate legal risks by providing legal advisory, legal opinion, and juridical analysis to related units to improve the quality of credit and cooperation agreements so as not to harm the Bank, as well as strengthening Cooperation agreement standards and legal risk management policies as a form of mitigation of the risks that will arise.

In addition, the identification and measurement of legal risk is also carried out through monitoring the handling of legal cases, potential loss faced by the Bank from lawsuits, and monitoring legal costs. The Bank's legal risk management is carried out by the Corporate Legal and Litigation Department with a focus on resolving legal claims. This department is responsible for ensuring the strengthening of the Bank's position in cases faced by the Bank.

Legal risk identification is also carried out in all Bank activities which are not limited to fund raising, fund distribution, treasury, trade finance services, human resource management, new product/activity development, as well as the implementation of other operational and business activities.

Reputation Risk

Reputation risk is the risk due to decrease in stakeholders' trust that comes from negative perception on the Bank, among others derived from events that resulting loss to the Bank, such as negative news in mass media, transgression of business ethics, customers complaints, and other matters resulting reputation risk, such as the weaknesses in corporate governance, corporate culture, and the Bank's business practices.

40. Manajemen Risiko (lanjutan)

Risiko Reputasi (lanjutan)

Karena risiko reputasi melekat pada berbagai kegiatan dan aspek, Bank bergantung pada perangkat dan mekanisme pengelolaan risiko operasional dalam mengelola risiko ini. Dengan demikian, Bank melakukan analisis atas setiap pengaduan nasabah ataupun persepsi negatif Bank yang disampaikan melalui media pemberitaan (media massa, media *online*, media TV dan media sosial) untuk memastikan penyebab dan penyelesaiannya.

Bank memiliki Departemen khusus yang bertanggung jawab untuk melakukan pengelolaan risiko reputasi terkait dengan pengaduan nasabah, serta Departemen khusus yang bertanggung jawab terkait pengelolaan risiko reputasi atas komunikasi internal dan eksternal serta pemantauan dan pengelolaan media.

Pengelolaan risiko reputasi atas pengaduan/ keluhan nasabah atau pemberitaan negatif yang disampaikan secara langsung kepada Bank ataupun melalui media *online* serta media lainnya terus dilakukan secara berkelanjutan melalui:

i. Penggunaan *Complaint Tracking System* sebagai aplikasi untuk *monitoring* dan pengelolaan atas penanganan serta penyelesaian pengaduan nasabah;
ii. Pelaksanaan pemantauan atas pemberitaan di media massa baik cetak maupun elektronik menggunakan sistem *dashboard* secara harian;
iii. Pelaksanaan fungsi pemantauan dan pengelolaan atas pemberitaan Bank di Media Massa oleh *Corporate Relation Department*;
iv. Pelaksanaan fungsi pemantauan atas penyelesaian penanganan pengaduan nasabah oleh *Customer Experience and Development Department*;
v. Pelaksaan program pertemuan rutin tahunan dengan awak media sebagai bentuk menjaga relasi Perusahaan;
vi. Pengelolaan Perlindungan Konsumen yang dilakukan oleh *Compliance Development and Customer Protection Unit.*

Sebagai bagian dari proses manajemen risiko reputasi, Bank menyediakan media komunikasi bagi nasabah apabila mengalami ketidaknyamanan dalam bertransaksi baik melalui media sosial, email maupun layanan telepon Halo Bukopin yang beroperasi selama 24 Jam.

Rating Bank berdasarkan Fitch dipertahankan pada tingkat AAA(idn) dan Pefindo pada idAAA.

40. Risk Management (continued)

Reputation Risk (continued)

Since reputational risk is inherent in various activities and aspects, the Bank relies on tools and mechanisms in operational risk management in managing such risk. Therefore, the Bank analyzes each customer complain or negative perception that is published through the news media (mass media, online media, TV program and social media) to ascertain the cause and its resolution.

The Bank has a special Department that is responsible for managing reputation risk related to customer complaints, as well as a special Department that is responsible for managing reputation risk for internal and external communications as well as media monitoring and management.

Reputation risk management of customer complaints or negative news that submitted directly to the Bank or through online media and other media is carried out continuously through:

i. Use of the Complaint Tracking System as an application to monitor and manage the handling and resolution of customer complaints;
ii. Implementation of monitoring of reporting in mass media, both print mass media and electronic, using a dashboard system on a daily basis;
iii. Implementation of the monitoring and management function of Bank reporting in the Mass Media by the Corporate Relations Department;
iv. Implementation of the monitoring function for the resolution of handling customer complaints by the Customer Experience and Development Department;
v. Implementation of a regular annual meeting program with media crew as a form of maintaining relationships as well as managing the Company's reputation;
vi. Consumer Protection Management carried out by the Compliance Development and Customer Protection Unit.

As part of the reputation risk management process, the Bank provides communication media for customers if they experience inconvenience in transactions either via the Bank's official social media, email or the Halo Bukopin telephone service which operates 24 hours.

Bank's rating based on Fitch is maintained at AAA(idn) and Pefindo's rating at idAAA.

40. Manajemen Risiko (lanjutan)

Risiko Reputasi (lanjutan)

Untuk memastikan pengendalian risiko reputasi, Bank telah melakukan langkah-langkah antara lain:

- Penetapan alur proses secara jelas atas penyelesaian penanganan pengaduan nasabah;
- Penerapan *Service Level Agreement* (SLA) di tiap unit kerja untuk memastikan aktivitas layanan kepada nasabah telah sesuai dengan standar waktu;
- Melaksanakan pelatihan kepada karyawan untuk meningkatkan kualitas pelayanan Bank kepada nasabah.

Risiko Kepatuhan

Risiko kepatuhan adalah risiko yang terjadi karena Bank tidak mematuhi dan/atau tidak melaksanakan ketentuan internal, peraturan perundang-undangan dan ketentuan yang berlaku secara umum. Dalam menjalankan kegiatan usaha pada industri perbankan, Bank diwajibkan untuk selalu tunduk terhadap peraturan perbankan yang diterbitkan baik oleh Pemerintah maupun Bank Indonesia. Selain itu, Bank juga wajib tunduk kepada beberapa ketentuan lainnya, seperti peraturan yang mengatur penjaminan simpanan, perseroan terbatas, perpajakan dan peraturan di bidang pasar modal Otoritas Jasa Keuangan (OJK).

Dalam menjalankan kegiatan usaha, Bank senantiasa menjaga kepatuhan terhadap ketentuan Otoritas Jasa Keuangan (OJK) dan peraturan perundang-undangan yang berlaku untuk memelihara reputasi bank, sehingga sesuai dengan harapan dari seluruh pemangku kepentingan dan juga industri perbankan pada umumnya.

Pelaksanaan Fungsi Kepatuhan Bank juga merupakan salah satu cerminan dari penerapan Tata Kelola perusahaan yang baik (*Good Corporate Governance*). Apabila Bank lalai dalam menjalankan fungsi kepatuhan maka Bank akan berhadapan langsung dengan risiko kepatuhan (*compliance risk*).

Pada praktiknya risiko kepatuhan melekat pada risiko Bank yang terkait pada peraturan perundang-undangan, ketentuan kehati-hatian dan ketentuan lain yang berlaku, seperti:

- Kepatuhan terhadap ketentuan dan/atau standar yang berlaku, seperti diantaranya pemenuhan ketentuan atas Kewajiban Pemenuhan Modal Minimum (KPMM), Penilaian Kualitas Aset Bank, Pembentukan Cadangan Kerugian Penurunan Nilai (CKPN), Aktiva Tertimbang Menurut Risiko (ATMR), Batas Maksimum Pemberian Kredit (BMPK), Posisi Devisa Netto (PDN), Giro Wajib Minimum, *Liquidity Coverage Ratio (LCR) dan Net Stable Funding Ratio* (NSFR).

40. Risk Management (continued)

Reputation Risk (continued)

To ensure reputation risk control, the Bank has taken steps including:

- Establishing a clear process flow for resolving customer complaints;
- Implementation of Service Level Agreement in all business units to ensure that the service activities meets the maximum service time standards;
- Conduct training for employees to improve the quality of Bank's services for customers.

Compliance Risk

Compliance risk is the risk incurred due to the Bank has not complied and/or not implemented the applicable internal policies, laws, and regulations. In engaging in the banking industry services, the Bank is required to always comply with the banking regulations issued by the Goverment and Bank Indonesia. In addition, the Bank is also required to comply with several other rules, such as regulation on deposit guarantee program, limited liability company, taxation and capital market Financial Services Authority (OJK).

In the conduct of its business activities, the Bank at all times maintains compliance with Financial Services Authority (OJK) regulations and applicable laws and regulations to maintain the Bank's reputation, so as to align with the expectations of all stakeholders and also the banking industry in general.

The implementation of the Bank's Compliance Function also reflects the implementation of Good Corporate Governance. In the event the Bank is negligent in carrying out its compliance function, the Bank will directly encounter with compliance risk.

In practice, compliance risk is inherent to the Bank's activities that are related to regulations, prudential provisions, and other provisions, such as:

- Compliance with the prevailing regulations and/or standards, among others are Minimum Capital Adequacy Ratio (CAR), Assessment of Bank Asset Quality, Formation of Allowance for Impairment Losses, Calculation of Risk Weighted Assets (RWA) and Legal Lending Limit (LLL) regulations, Net Open Position (NOP), Minimum Statutory Reserves (GWM), Liquidity Coverage Ratio (LCR) and Net Stable Funding Ratio (NSFR).

40. Manajemen Risiko (lanjutan)

Risiko Kepatuhan (lanjutan)

- Pemenuhan komitmen Rencana Bisnis Bank (RBB);
- Risiko operasional terkait pemenuhan ketentuan terkait prinsip-prinsip *Know Your Customer* (KYC) dan Anti Pencucian Uang dan Pencegahan Pendanaan Terorisme (APU-PPT);
- Ketentuan terkait internal proses bisnis;
- Ketentuan pelaporan kepada regulator.

Kesalahan dalam melakukan interpretasi terhadap ketentuan perundang-undangan, juga berpotensi menimbulkan terjadinya risiko kepatuhan. Risiko kepatuhan yang terjadi pada Bank dapat memengaruhi reputasi dan tingkat kepercayaan masyarakat terhadap Bank, yang pada akhirnya dapat memengaruhi kinerja dan perkembangan usaha Bank.

Identifikasi dan pengukuran risiko kepatuhan dilakukan secara berkala yang antara lain didasarkan pada pengalaman kerugian di masa lalu yang disebabkan oleh risiko kepatuhan melalui perhitungan risiko berdasarkan *accounting loss* data dan pengukuran lain melalui parameter profil risiko kepatuhan.

Pelaksanaan fungsi kepatuhan merupakan tindakan yang bersifat preventif (*ex-ante*) untuk memastikan kegiatan usaha Bank telah sesuai dengan peraturan perundang undangan yang berlaku.

Bank memiliki *Divisi Compliance and Quality Assurance* yang bertanggung jawab untuk mengkoordinir penerapan tata kelola Perusahaan, terwujudnya budaya kepatuhan, tersedianya kebijakan internal yang sesuai dengan regulasi eksternal dan memantau pemenuhan komitmen Bank ke regulator, serta memastikan terselenggaranya penerapan strategi anti pencucian uang dan pencegahan pendanaan terorisme Bank.

Risiko Stratejik

Risiko stratejik adalah risiko akibat ketidaktepatan dalam pengambilan dan/atau pelaksanaan suatu keputusan strategis serta kegagalan dalam mengantisipasi perubahan lingkungan bisnis yang antara lain disebabkan kelemahan dalam proses formulasi strategi dan ketidaktepatan dalam perumusan strategi, sistem informasi yang kurang memadai, ketidaktepatan dalam implementasi strategi dan penetapan tujuan strategis yang terlalu agresif.

Bank merumuskan dan menetapkan target dan strategi bisnis yang akan dicapai di dalam rencana bisnis (*business plan*) dengan mempertimbangkan faktor internal dan eksternal sesuai dengan visi dan misi Bank.

40. Risk Management (continued)

Compliance Risk (continued)

- Fulfillment the commitments of Bank's Business Plan regulation;
- Operational risks due to The Know Your Customer Principles (KYCP) and Anti Money Laundering and Countering the Financing of Terrorism (APU-PPT);
- Regulation related to internal business process;
- Regulation related to regulatory report.

Misinterpretation in the statutory provisions also potentially create compliance risks. Compliance risk in the Bank can affect the reputation and public trust to the Bank, which in turn can affect the performance and business development of the Bank.

The identification and measurement of compliance risk is carried out on a regular basis which is based on, among other things, the experience of past losses caused by compliance risk through risk calculations based on accounting loss data and other measurements through compliance risk profile parameters.

The implementation of the compliance function is a preventive (ex-ante) action to ensure that the Bank's business activities are conducted in accordance with applicable laws.

The Bank has a Compliance and Quality Assurance Division which is responsible for coordinating the implementation of corporate governance, creating a culture of compliance, providing internal policies that are in accordance with external regulations and monitoring the fulfillment of the Bank's commitments to regulators, as well as ensuring the implementation of the Bank's anti-money laundering strategy and preventing the financing of terrorism.

Strategic Risk

Strategic risk is the risk due to inaccuracy in making and/or implementing a strategic decision and failure to anticipate changes in the business environment, among others derived from the weaknesses in the strategy formulation process, inaccuracies in the formulation of strategy, inadequate information system, inaccuracies in strategy implementation, and setting the strategic goals that are too aggressive.

Bank formulates and defines the business targets and strategies to be achieved in the business plan by considering internal and external factors in accordance with Bank's vision and mission.

40. Manajemen Risiko (lanjutan)

Risiko Stratejik (lanjutan)

Bank mengelola risiko stratejik melalui proses pertimbangan dan pengambilan keputusan setiap kebijakan strategis secara kolektif dan komprehensif oleh direksi dan komite-komite yang telah dibentuk.

Tujuan utama Bank dalam mengelola risiko stratejik adalah untuk memastikan bahwa proses manajemen risiko dapat meminimalkan kemungkinan dampak negatif dari ketidaktepatan pengambilan keputusan stratejik dan kegagalan dalam mengantisipasi perubahan lingkungan bisnis. Pengelolaan risiko stratejik dilaksanakan melalui monitoring, analisis dan evaluasi atas pencapaian target dan sasaran Bank secara detail dan rutin.

Bank secara rutin melakukan pengendalian risiko stratejik antara lain dengan memantau posisi Bank baik antar industri perbankan maupun antar *peer group*, pemantauan realisasi anggaran (rencana bisnis) dan pengukuran lainnya melalui parameter profil risiko stratejik dan dilanjutkan dengan mitigasi faktor penyebab kegagalan dan pelaksanaan pemantauan perkembangan kondisi makro ekonomi yang dapat berdampak pada bisnis Bank.

Bank telah memiliki Divisi Strategi Perusahaan yang bertanggung jawab dalam perencanaan, pengelolaan dan pengembangan strategi perusahaan serta keuangan berkelanjutan dan *Environmental Social Governance*.

40. Risk Management (continued)

Strategic Risk (continued)

The Bank manages strategic risks through a consideration, and decision-making process regarding every strategic policy in a collective and comprehensive manner performed by the established Directors and Committees.

The main objective of the Bank in managing strategic risk is to ensure that the risk management process can minimize the possibility of negative impacts from inaccurate strategic decision making and failure to anticipate changes in the business environment. Strategic risk management is carried out through monitoring, analysis and evaluation of the achievement of the Bank's goals and targets in detail and routinely.

The Bank routinely carries out strategic risk control including by monitoring the Bank's position both among the banking industry and among peer groups, monitoring the realization of the realization of the budget (business plan) and other measurements through strategic risk profile parameters and continued by mitigating the factors causing failure and implementing monitoring on developments in macroeconomic conditions that may have an impact to the Bank's business.

The Bank has a Corporate Strategy Division which is responsible for planning, managing and developing corporate strategy as well as sustainable finance and Environmental Social Governance.

41. Analisis Jatuh Tempo Aset dan Liabilitas Berdasarkan Periode yang Tersisa

41. Maturity Profile Based on Remaining Period To Maturity

	31 December/*December 31,* 2024							
	Total	**≤ 1 Bulan/ *≤ 1 Months***	**> 1 - 3 Bulan/ *> 1 - 3 Months***	**> 3 Bulan - 1 Tahun/ *> 3 Months - 1 Year***	**> 1- 5 Tahun/ *> 1 - 5 Years***	**> 5 Tahun/ *> 5 Years***	**Tidak Memiliki Jatuh Tempo/ *without Maturity***	
Kas	369.083	369.083	-	-	-	-	-	Cash
Giro pada Bank Indonesia	2.672.478	2.672.478	-	-	-	-	-	Current accounts with Bank Indonesia
Giro pada bank lain - bruto	397.137	397.137	-	-	-	-	-	Current accounts with other banks - gross
Penempatan pada Bank Indonesia dan bank lain - bruto	2.798.303	2.798.303	-	-	-	-	-	Placements with Bank Indonesia and other banks - gross
Surat-surat berharga - bruto	21.767.111	1.071.441	737.564	600.944	14.762.259	4.594.903	-	Marketable securities - gross
Tagihan derivatif	12.054	12.054	-	-	-	-	-	Derivatives payable
Kredit yang diberikan dan pembiayaan/ piutang syariah - bruto	47.527.486	1.165.113	2.541.676	7.873.580	17.563.277	18.383.840	-	Loans and sharia financing/receivables - gross
Tagihan akseptasi - bruto	84.279	38.296	45.381	602	-	-	-	Acceptances receivable - - gross
Penyertaan saham bruto	15	-	-	-	-	-	15	Investment in shares - gross

41. Analisis Jatuh Tempo Aset dan Liabilitas Berdasarkan Periode Yang Tersisa (lanjutan)

41. Maturity Profile Based on Remaining Period To Maturity (continued)

31 December/*December 31*, 2024

	Total	≤ 1 Bulan/ *≤ 1 Month*	> 1 - 3 Bulan/ *> 1 - 3 Months*	> 3 Bulan - 1 Tahun/ *> 3 Months - 1 Year*	> 1- 5 Tahun/ *> 1 - 5 Years*	> 5 Tahun/ *> 5 Years*	Tidak Memiliki Jatuh Tempo/ *without Maturity*	
Aset tetap - bersih	3.320.304	-	-	-	-	-	3.320.304	Fixed assets - net
Aset pajak tangguhan neto	1.258.561	-	-	-	-	-	1.258.561	Deferred tax assets net
Aset tak berwujud – neto	270.807	-	-	-	-	-	270.807	Intangible assets - net
Aset lain-lain - neto	5.591.657	1.483.988	-	-	-	-	4.107.669	Other assets - net
Total	86.069.275	10.007.893	3.324.621	8.475.126	32.325.536	22.978.743	8.957.356	Total
Cadangan kerugian penurunan nilai	(2.993.977)							Allowance for impairment losses
	83.075.298							
Liabilitas								**Liabilities**
Liabilitas segera	401.263	401.263	-	-	-	-	-	Liabilities immediately payable
Simpanan nasabah	46.593.158	26.472.029	14.917.724	4.610.489	592.916	-	-	Deposits from customers
Simpanan dari bank lain	2.881.186	2.870.086	8.100	3.000	-	-	-	Deposits from other banks
Surat-surat berharga yang dijual dengan janji dibeli kembali - neto	3.739.878	3.739.878	-	-	-	-	-	Marketable securities sold with agreement to repurchases - net
Liabilitas derivatif	3.641	3.641	-	-	-	-	-	Derivatives payable
Liabilitas akseptasi	84.279	38.296	45.381	602	-	-	-	Acceptances payable
Pinjaman yang diterima	13.920.644	1.500.000	-	4.590.738	7.829.906	-	-	Borrowings
Hutang pajak	60.903	-	-	-	-	-	60.903	Taxes Payable
Surat berharga yang diterbitkan	5.790.158	-	-	-	5.790.158	-	-	Marketable securities
Liabilitas lain-lain	1.638.402	276.120	-	190.519	-	103.677	1.068.086	Other liabilities
Total	75.113.512	35.301.313	14.971.205	9.395.348	14.212.980	103.677	1.128.989	Total
Perbedaan jatuh tempo	10.955.763	(25.293.420)	(11.646.584)	(920.222)	18.112.556	22.875.066	7.828.367	Maturity gap
Aset neto	**7.961.786**							**Net assets**

31 December/*December 31*, 2023

	Total	≤ 1 Bulan/ *≤ 1 Month*	> 1 - 3 Bulan/ *> 1 - 3 Months*	> 3 Bulan - 1 Tahun/ *> 3 Months - 1 Year*	> 1- 5 Tahun/ *> 1 - 5 Years*	> 5 Tahun/ *> 5 Years*	Tidak Memiliki Jatuh Tempo/ *without Maturity*	
Kas	289.184	289.184	-	-	-	-	-	Cash
Giro pada Bank Indonesia	3.205.619	3.205.619	-	-	-	-	-	Current accounts with Bank Indonesia
Giro pada bank lain - bruto	342.881	342.881	-	-	-	-	-	Current accounts with other banks - gross
Penempatan pada Bank Indonesia dan bank lain - bruto	2.133.567	2.133.567	-	-	-	-	-	Placements with Bank Indonesia and other banks - gross
Surat-surat berharga - bruto	17.536.249	661.413	336.640	353.954	6.089.466	10.094.776	-	Marketable securities - gross
Tagihan surat-surat berharga yang dibeli dengan janji dijual kembali - net	2.572.152	2.388.117	48.404	135.631	-	-	-	Marketable securities receivable purchased with agreement to resell - net
Tagihan derivative	3.040	3.040	-	-	-	-	-	Derivatives payable
Kredit yang diberikan dan pembiayaan/ piutang syariah - bruto	49.418.616	1.455.712	2.346.527	9.755.809	15.165.632	20.694.936	-	Loans and sharia financing/receivables - gross
Tagihan akseptasi - bruto	132.577	29.648	71.000	31.929	-	-	-	Acceptances receivable - - gross
Penyertaan saham bruto	15	-	-	-	-	-	15	Investment in shares - gross
Aset tetap - bersih	3.233.675	-	-	-	-	-	3.233.675	Fixed assets - net
Aset pajak tangguhan neto	2.670.543	-	-	-	-	-	2.670.543	Deferred tax assets net
Aset tak berwujud - neto	285.585	-	-	-	-	-	285.585	intangible assets - net
Aset lain-lain - neto	6.068.453	1.064.632	-	-	-	-	5.003.821	Other assets -net
Total	87.892.156	11.573.813	2.802.571	10.277.323	21.255.098	30.789.712	11.193.639	Total
Cadangan kerugian penurunan nilai	(3.584.856)							Allowance for impairment losses
	84.307.300							
Liabilitas								**Liabilities**
Liabilitas segera	431.402	431.402	-	-	-	-	-	Liabilities immediately payable
Simpanan nasabah	44.789.143	22.728.772	9.686.577	12.180.392	193.402	-	-	Deposits from customers
Simpanan dari bank lain	7.886.721	4.644.351	3.241.370	1.000	-	-	-	Deposits from other banks
Surat-surat berharga yang dijual dengan janji dibeli kembali - neto	219.631	219.631	-	-	-	-	-	Marketable securities sold with agreement to repurchases - net
Liabilitas derivatif	808	808	-	-	-	-	-	Derivatives payable
Liabilitas akseptasi	132.577	29.648	71.000	31.929	-	-	-	Acceptances payable
Pinjaman yang diterima	11.704.492	1.231.760	-	2.297.327	8.175.405	-	-	Borrowings
Hutang pajak	64.635	-	-	-	-	-	64.635	Taxes Payable
Surat berharga yang diterbitkan	3.397.588	-	-	-	3.397.588	-	-	Marketable securities
Liabilitas lain-lain	1.570.140	177.588	-	206.373	-	100.344	1.085.835	Other liabilities
Total	70.197.137	29.463.960	12.998.947	14.717.021	11.766.395	100.344	1.150.470	Total
Perbedaan jatuh tempo	17.695.019	(17.890.147)	(10.196.376)	(4.439.698)	9.488.703	30.689.368	10.043.169	Maturity gap
Aset neto	**14.110.163**							**Net assets**

42. Pengelolaan Permodalan

Sasaran utama atas kebijakan pengelolaan permodalan yang dilakukan oleh Bank adalah untuk mematuhi ketentuan permodalan eksternal yang berlaku dan untuk mempertahankan rasio permodalan yang sehat agar dapat mendukung usaha dan memaksimalkan nilai bagi pemegang saham.

Bank mengelola struktur modal dan melakukan penyesuaian atas struktur tersebut terhadap perubahan kondisi ekonomi dan karakteristik risiko aktivitasnya. Untuk mempertahankan atau menyesuaikan struktur modal tersebut, Bank dapat menyesuaikan jumlah pembayaran dividen kepada pemegang saham, mengembalikan modal kepada pemegang saham atau mengeluarkan saham baru.

Rasio Permodalan diungkapkan pada Catatan 55l.

42. Capital Management

The primary objectives of the Bank's capital management policy are to ensure that the Bank complies with externally imposed capital requirements and that the Bank maintains healthy capital ratios in order to support its business and to maximize shareholder value.

The Bank manages its capital structure and makes adjustments to that structure to changes in economic conditions and the risk characteristics of its activities. In order to maintain or adjust the capital structure, the Bank may adjust the amount of dividend payment to shareholders, return capital to shareholders or issue capital securities.

Capital Ratio are disclosed in Note 55l.

43. Posisi Devisa Neto

Perhitungan Posisi Devisa Neto Bank diuangkapkan pada Catatan 55m

43. Net Open Position

The Net Open Position calculations for the Bank only are disclosed in Note 55m.

44. Perjanjian-Perjanjian Signifikan

Bank menandatangani beberapa perjanjian penting seperti yang tersebut di bawah ini:

a. Perjanjian Kerja Sama dengan PT Bank Pembangunan Daerah Jambi pada tanggal 29 Juni 2020 mengenai Jual Beli Piutang dan Pembiayaan Bersama dengan jenis kredit pensiunan. Jumlah maksimal plafond pembiayaan adalah sebesar Rp35.000.000.000 (nilai penuh) dengan jangka waktu maksimal 15 tahun dan umur debitur maksimal 75 tahun pada saat perjanjian kredit berakhir.

   Porsi pembiayaan Bersama yang telah disepakati adalah PT Bank Pembangunan Daerah Jambi sebesar 90% dan Bank sebesar 10% dari total pembiayaan bersama.

b. Perjanjian Kerja Sama dengan PT Bank Tabungan Pensiunan Nasional Tbk (BTPN) pada tanggal 7 Juni 2018 mengenai Jual Beli Piutang dan Pengalihan Piutang dengan jenis kredit pensiunan. Jumlah maksimal plafond pembiayaan adalah sebesar Rp2.000.000.000.000 (nilai penuh) dengan jangka waktu maksimal 15 tahun dan umur debitur maksimal 75 tahun pada saat perjanjian kredit berakhir.

   Porsi pembiayaan Bersama yang telah disepakati adalah PT BTPN sebesar 90% dan Bank sebesar 10% dari total pembiayaan bersama.

44. Significant Agreements

The Bank entered into several significant agreements as follows:

a. Joint Agreement with PT Bank Pembangunan Daerah Jambi dated June 29, 2020 regarding the Sale and Purchase of Receivables and pension loans Joint Financing. The maximum limit of financing is Rp35,000,000,000 (full amount) with a maximum term of 15 years and the maximum age of the debtor is 75 years at the end of the credit agreement.

   The portion of joint financing that has been agreed upon is PT Bank Pembangunan Daerah Jambi at 90% and Bank at 10% of the total joint financing.

b. Joint Agreement with PT Bank Tabungan Pensiunan Nasional Tbk (BTPN) dated June 7, 2018 regarding the Sale and Purchase of Receivables and Transfer of Pension Loans Receivables. The maximum limit of financing is Rp2,000,000,000,000 (full amount) with a maximum term of 15 years and the maximum age of the debtor is 75 years at the end of the credit agreement.

   The portion of joint financing that has been agreed upon is PT BTPN at 90% and Bank at 10% of the total joint financing.

44. Perjanjian-Perjanjian Signifikan (lanjutan)

c. Perjanjian Kerja Sama dengan PT Bank Woori Saudara Indonesia 1906 Tbk pada tanggal 21 Juli 2020 mengenai Jual Beli Piutang dan Pengalihan Piutang dengan jenis kredit pensiunan. Jumlah maksimal plafond pembiayaan adalah sebesar Rp500.000.000.000 (nilai penuh) dengan jangka waktu maksimal 15 tahun dan umur debitur maksimal 75 tahun pada saat perjanjian kredit berakhir.

Porsi pembiayaan Bersama yang telah disepakati adalah PT Bank Woori Saudara Indonesia 1906 Tbk sebesar 90% dan Bank sebesar 10% dari total pembiayaan bersama.

d. Perjanjian Kerja Sama dengan PT Bank Perkreditan Rakyat Dhaha Ekonomi pada tanggal 26 September 2019 mengenai Jual Beli Piutang dan Pembiayaan Bersama dengan jenis kredit pensiunan. Jumlah maksimal plafond pembiayaan adalah sebesar Rp5.000.000.000 (nilai penuh) dengan jangka waktu maksimal 15 tahun dan umur debitur maksimal 75 tahun pada saat perjanjian kredit berakhir.

Porsi pembiayaan bersama yang telah disepakati adalah PT Bank Perkreditan Rakyat Dhaha Ekonomi sebesar 95% dan Bank sebesar 5% dari total pembiayaan bersama.

e. Perjanjian Kerja Sama dengan PT Bank Tabungan Negara (Persero) Tbk (BTN) pada tanggal 8 Juli 2020 mengenai Jual Beli Piutang dan Pembiayaan Bersama dengan jenis kredit pensiunan. Jumlah maksimal plafond pembiayaan adalah sebesar Rp500.000.000.000 (nilai penuh) dengan jangka waktu maksimal 15 tahun dan umur debitur maksimal 75 tahun pada saat perjanjian kredit berakhir.

Porsi pembiayaan bersama yang telah disepakati adalah PT Bank Tabungan Negara (Persero) Tbk (BTN) sebesar 90% dan Bank sebesar 10% dari total pembiayaan bersama.

f. Perjanjian Kerja Sama dengan PT Bank KB Bukopin Syariah pada tanggal 29 Desember 2020 mengenai perjanjian tentang Investasi Mudharabah Subordinasi. PT Bank KB Bukopin Tbk memberikan investasi sebesar Rp275.000.000.000 (nilai penuh) kepada PT Bank KB Bukopin Syariah.

Kedua pihak sepakat dan mengikatkan diri atas penyediaan dana dengan Mudharabah (bagi hasil) dengan nisbah bagi hasil dengan porsi masing-masing pihak adalah PT Bank KB Bukopin Tbk sebesar 70% dan PT Bank KB Bukopin Syariah sebesar 30%.

44. Significant Agreements (continued)

c. Joint Agreement with PT Bank Woori Saudara Indonesia 1906 Tbk dated July 21, 2020 regarding the Sale and Purchase of Receivables and pension loans Joint Financing. The maximum limit of financing is Rp500,000,000,000 (full amount) with a maximum term of 15 years and the maximum age of the debtor is 75 years at the end of the credit agreement.

The portion of joint financing that has been agreed upon is PT Bank Woori Saudara Indonesia 1906 Tbk at 90% and Bank at 10% of the total joint financing.

d. Joint Agreement with PT Bank Perkreditan Rakyat Dhaha Ekonomi dated September 26, 2019 regarding the Sale and Purchase of Receivables and pension loans Joint Financing. The maximum limit of financing is Rp5,000,000,000 (full amount) with a maximum term of 15 years and the maximum age of the debtor is 75 years at the end of the credit agreement.

The portion of joint financing that has been agreed upon is PT Bank Perkreditan Rakyat Dhaha Ekonomi at 95% and Bank at 5% of the total joint financing.

e. Joint Agreement with PT Bank Tabungan Negara (Persero) Tbk (BTN) dated July 8, 2020 regarding the Sale and Purchase of Receivables and Joint Financing with pension loans. The maximum limit of financing is Rp500,000,000,000 (full amount) with a maximum term of 15 years and the maximum age of the debtor is 75 years at the end of the credit agreement.

The portion of joint financing that has been agreed upon is PT Bank Tabungan Negara (Persero) Tbk (BTN) at 90% and Bank at 10% of the total joint financing.

f. Joint Agreement with PT Bank KB Bukopin Syariah on December 29, 2020 regarding the agreement regarding Subordinated Mudharabah Investment. PT Bank KB Bukopin Tbk provides an investment of Rp275,000,000,000 (full amount) to PT Bank KB Bukopin Syariah.

Both parties agreed and committed themselves to providing funds with Mudharabah (profit sharing) with a profit sharing ratio with each party's portion, namely PT Bank KB Bukopin Tbk at 70% and PT Bank KB Bukopin Syariah at 30%.

44. Perjanjian-Perjanjian Signifikan (lanjutan)

g. Transaksi penjualan kredit portofolio LAR *(Loan at Risk)* ke SPC IDMB United Pte Ltd di Singapura. Kredit nominal Rp4.135.377.534.505 (nilai penuh) dan Bank ditunjuk sebagai *collecting agent* dengan imbalan mendapat *Collection Fee* sebesar 1% dari nominal penagihan dan *Management Fee* sebesar 0,25% dari *outstanding principal*.

h. Transaksi penjualan kredit portofolio LAR *(Loan at Risk)* ke SMMK Pte Ltd di Singapura. Kredit nominal Rp3.813.072.530.214 (nilai penuh) dan KB Bukopin ditunjuk sebagai collecting agent dengan imbalan mendapat *Collection Fee* sebesar 1% dari nominal penagihan dan *Management Fee* sebesar 0,25% dari *outstanding principal*.

i. Pada tanggal 28 September 2022 Bank membeli surat berharga syariah yaitu Sukuk Wakalah BI Al-Istitsmar yang diterbitkan oleh PT Perusahaan Pengelola Aset (Persero) senilai Rp2.432.000 dengan jangka waktu 15 tahun (28 September 2022 - 28 September 2037) dan imbal hasil senilai 0,75% per tahun.

j. Transaksi penjualan kredit portofolio LAR (*Loan at Risk*) ke TLDC Pte Ltd di Singapura. Kredit nominal Rp2.868.631.934.002 (nilai penuh) dan KB Bukopin ditunjuk sebagai *collecting agent* dengan imbalan mendapat *Collection Fee* sebesar 1% dari nominal penagihan dan *Management Fee* sebesar 0,25% dari *outstanding principal.*

45. Jaminan Pemerintah terhadap Kewajiban Pembayaran Bank Umum

Pada tanggal 13 Oktober 2008, Presiden Republik Indonesia menetapkan Peraturan Pemerintah No. 66 Tahun 2008 tentang besaran nilai simpanan yang dijamin Lembaga Penjaminan Simpanan. Berdasarkan Peraturan tersebut, nilai simpanan yang dijamin untuk setiap nasabah pada satu Bank yang semula berdasarkan Undang-Undang No. 24 Tahun 2004 ditetapkan maksimum Rp100 diubah menjadi maksimum Rp2.000.

Berdasarkan Undang-Undang Republik Indonesia No. 7 Tahun 2009, Peraturan Pemerintah pengganti undang-undang tentang Lembaga Penjaminan Simpanan telah ditetapkan menjadi undang-undang sejak tanggal 13 Januari 2009.

44. Significant Agreements (continued)

g. LAR (Loan at Risk) portofolio credit sales transaction to SPC IDMB United Pte Ltd in Singapore. Credit nominal Rp4,135,377,534,505 (full amount) and Bank appointed as collecting agent in exchange for a Collection Fee of 1% of nominal collection and Management Fee of 0.25% of outstanding principal.

h. LAR (Loan at Risk) portofolio credit sales transaction to SMMK Pte Ltd in Singapore. Credit nominal Rp3,813,072,530,214 (full amount) and KB Bukopin appointed as collecting agent in exchange for a Collection Fee of 1% of nominal collection and Management Fee of 0.25% of outstanding principal.

i. On September 28, 2022 Bank acquired sharia marketable securities Sukuk Wakalah BI Al-Istitsmar issued by PT Perusahaan Pengelola Aset (Persero) amounting to Rp2,432,000 with maturity date to 15 years (September 28, 2022 - September 28, 2037) and yield of 0.75% per annum.

j. LAR (Loan at Risk) portofolio credit sales transaction to TLDC Pte Ltd in Singapore. Credit nominal Rp2,868,631,934,002 (full amount) and KB Bukopin appointed as collecting agent in exchange for a Collection Fee of 1% of nominal collection and Management Fee of 0.25% of outstanding principal.

45. Government Guarantee for The Payment of Obligations of Commercial Banks

On October 13, 2008, the President of the Republic of Indonesia approved Government Regulation No. 66 Year 2008 regarding the amount of deposits guaranteed by Lembaga Penjaminan Simpanan. Based on such Regulation, the guaranteed deposit amount in a Bank which previously according to Law No. 24 Year 2004 amounted to a maximum of Rp100 was amended to a maximum amount of Rp2,000.

Based on the Law of the Republic of Indonesia No. 7 Year 2009, Government Regulation in lieu of law on Lembaga Penjaminan Simpanan has been set into law since January 13, 2009.

46. Nilai Wajar Instrumen Keuangan

Tabel di bawah ini menyajikan perbandingan atas nilai tercatat dengan nilai wajar dari instrumen keuangan Grup yang tercatat dalam laporan keuangan konsolidasian:

46. Fair Value of Financial Instruments

The table presents the comparison, of the carrying amounts and fair value of the Group financial instruments that are recognized in the consolidated financial statements:

	31 Desember/*December 31,* 2024					
	Diukur pada Nilai Wajar melalui Laba Rugi/ *Fair Value through Profit or Loss*	**Nilai Wajar melalui Penghasilan Komprehensif Lain/ *Fair Value through Other Comprehensive Income***	**Biaya Perolehan Diamortisasi/ *Amortized Cost***	**Total Nilai Tercatat/ *Total Carrying Amount***	**Nilai Wajar/ *Fair Value***	
Aset						**Assets**
Kas	-	-	369.083	369.083	369.083	Cash
Giro pada Bank Indonesia	-	-	2.672.478	2.672.478	2.672.478	Current accounts with Bank Indonesia
Giro pada bank lain - neto	-	-	396.837	396.837	396.837	Current accounts with other banks - net
Penempatan pada Bank Indonesia dan bank lain - neto	-	-	2.798.303	2.798.303	2.798.303	Placement with Bank Indonesia and other banks - net
Surat-surat berharga - neto	7.467.153	4.345.452	9.954.226	21.766.831	21.766.831	Marketable securities - net
Tagihan derivatif	-	-	12.054	12.054	12.054	Derivative receivable
Kredit yang diberikan dan pembiayaan/ piutang syariah - neto	-	-	44.535.289	44.535.289	44.535.289	Loans and sharia financing/receivables - net
Tagihan akseptasi - neto	-	-	83.079	83.079	83.079	Acceptances receivable - net
Penyertaan saham - neto	-	-	15	15	15	Investments in shares - net
Aset lain-lain	-	-	1.659.860	1.659.860	1.659.860	Other asset
Total	**7.467.153**	**4.345.452**	**62.481.224**	**74.293.829**	**74.293.829**	**Total**
Liabilitas						**Liabilities**
Liabilitas segera	-	-	401.263	401.263	401.263	Liabilities immediately payable
Simpanan nasabah	-	-	46.593.158	46.593.158	46.593.158	Deposits from customers
Simpanan dari bank lain	-	-	2.881.186	2.881.186	2.881.186	Deposits from other banks
Liabilitas derivatif	-	-	3.641	3.641	3.641	Derivatives payable
Surat-surat berharga yang dijual dengan janji dibeli kembali - neto	-	-	3.739.878	3.739.878	3.739.878	Marketable securities sold with agreement to ressel receivable - net
Liabilitas akseptasi	-	-	84.279	84.279	84.279	Acceptances payable
Pinjaman yang diterima	-	-	13.920.644	13.920.644	13.920.644	Borrowings
Surat berharga yang diterbitkan	-	-	5.790.158	5.790.158	5.790.158	Marketable securities issued
Liabilitas lain-lain	-	-	1.638.402	1.638.402	1.638.402	Other Liabilities
Total	-	**-**	**75.052.609**	**75.052.609**	**75.052.609**	**Total**

46. Nilai Wajar Instrumen Keuangan (lanjutan)

46. Fair Value of Financial Instruments (continued)

	31 Desember/*December 31,* 2023					
	Diukur pada Nilai Wajar melalui Laba Rugi/ *Fair Value through Profit or Loss*	**Nilai Wajar melalui Penghasilan Komprehensif Lain/ *Fair Value through Other Comprehensive Income***	**Biaya Perolehan Diamortisasi/ *Amortized Cost***	**Total Nilai Tercatat/ *Total Carrying Amount***	**Nilai Wajar/ *Fair Value***	
Aset						**Assets**
Kas	-	-	289.184	289.184	289.184	Cash
Giro pada Bank Indonesia	-	-	3.205.619	3.205.619	3.205.619	Current accounts with Bank Indonesia
Giro pada bank lain - neto	-	-	342.581	342.581	342.581	Current accounts with other banks - net
Penempatan pada Bank Indonesia dan bank lain - neto	-	-	2.133.567	2.133.567	2.133.567	Placements with Bank Indonesia and other banks - net
Surat-surat berharga - neto	5.322.930	3.067.387	9.145.823	17.536.140	17.536.140	Marketable securities - net
Surat-surat berharga yang dibeli dengan janji dijual kembali - neto	-	-	2.572.152	2.572.152	2.572.152	Marketable securities sold with agreement to ressel receivable - net
Tagihan derivatif	-	-	3.040	3.040	3.040	Derivative receivables
Kredit yang diberikan dan pembiayaan/ piutang syariah - neto	-	-	45.835.782	45.835.782	45.835.782	Loans and sharia financing/receivables - net
Tagihan akseptasi - neto	-	-	130.964	130.964	130.964	Acceptances receivable - net
Penyertaan saham - neto	-	-	15	15	15	Investments in shares - net
Aset lain-lain	-	-	1.272.119	1.272.119	1.272.119	Other asset
Total	**5.322.930**	**3.067.387**	**64.930.846**	**73.321.163**	**73.321.163**	**Total**
					Liabilitas	**Liabilities**
Liabilitas segera	-	-	431.402	431.402	431.402	Liabilities immediately payable
Simpanan nasabah	-	-	44.789.143	44.789.143	44.789.143	Deposits from customers
Simpanan dari bank lain	-	-	7.886.721	7.886.721	7.886.721	Deposits from other banks
Liabilitas derivatif	808	-	-	808	808	Derivatives payable
Surat-surat berharga yang dijual dengan janji dibeli kembali - neto	-	-	219.631	219.631	219.631	Marketable securities sold with agreement to ressel receivable - net
Liabilitas akseptasi	-	-	132.577	132.577	132.577	Acceptances payable
Pinjaman yang diterima	-	-	11.704.492	11.704.492	11.704.492	Borrowings
Surat berharga yang diterbitkan	-	-	3.397.588	3.397.588	3.397.588	Marketable securities issued
Liabilitas lain-lain	-	-	1.570.140	1.570.140	1.570.140	Other Liabilities
Total	808	**-**	**70.131.694**	**70.132.502**	**70.132.502**	**Total**

Berikut metode dan asumsi yang digunakan untuk perkiraan nilai wajar:

Nilai wajar aset dan liabilitas keuangan tertentu selain surat berharga yang diukur melalui harga perolehan yang diamortisasi dan biaya perolehan, pinjaman yang diterima, dan surat berharga yang diterbitkan mendekati nilai tercatat, karena instrumen keuangan tersebut memiliki jangka waktu jatuh tempo yang singkat dan memiliki tingkat bunga sesuai pasar.

Nilai wajar dari surat berharga yang diukur melalui harga perolehan yang diamortisasi dan biaya perolehan ditentukan berdasarkan harga kuotasi pasar yang berlaku pada 31 Desember 2024 dan 2023.

The following methods and assumptions are used to estimate the fair value:

Fair values of certain financial assets and liabilities other than securities measured at amortized cost and acquisition cost marketable securities, borrowings, and securities issued approximate their carrying amounts due to short-term maturities of these financial instruments, due to the interest rate is at market rate and carried at fair value.

The fair value of marketable securities amortized cost and acquisition cost marketable securities is determined on the basis of quoted market price as at December 31, 2024 and 2023.

46. Nilai Wajar Instrumen Keuangan (lanjutan)

Nilai wajar dari pinjaman yang diterima dan surat berharga yang diterbitkan dihitung menggunakan arus kas yang didiskonto berdasarkan suku bunga pasar.

Tabel di bawah ini menyajikan nilai wajar instrumen keuangan berdasarkan hierarki yang digunakan Bank untuk menentukan dan mengungkapkan nilai wajar dari instrumen keuangan:

a. Tingkat 1: Dikutip dari harga di pasar aktif untuk aset atau liabilitas keuangan yang identik;
b. Tingkat 2: Yang melibatkan input selain dari harga kuotasi yang termasuk dalam Tingkat 1 yang dapat diobservasi untuk aset dan liabilitas, baik secara langsung (seperti harga) atau tidak langsung (berasal dari harga);
c. Tingkat 3: Input untuk aset dan liabilitas yang tidak berdasarkan pada data yang dapat di observasi di pasar (input yang tidak dapat diobservasi).

46. Fair Value of Financial Instruments (continued)

The fair value of borrowings and securities issued is calculated using discounted cash flows using market rate.

The table below shows the fair value of financial instruments based on the hierarchy used by the Bank in determining and disclosing the fair value of financial instruments:

a. Level 1: Quoted prices in active markets for identical financial assets or liabilities;
b. Level 2: Those involving inputs other than quoted prices included in Level 1 that are observable for the asset or liability, either directly (as prices) or indirectly (derived from prices);
c. Level 3: Those with inputs for the asset or liability that are not based on observable market data (unobservable inputs).

	31 Desember/*December 31*, 2024				
	Pengukuran Nilai Wajar pada Tanggal Pelaporan Menggunakan/ *Fair Value Measurement as at Reporting Date Using:*				
	Nilai Tercatat/ ***Carrying Amount***	**Tingkat/** ***Level 1***	**Tingkat/** ***Level 2***	**Tingkat/** ***Level 3***	
Aset keuangan yang diukur pada nilai wajar					**Financial asset measured at fair value**
Diukur pada nilai wajar melalui laba rugi:					Fair value through profit or loss:
Tagihan derivatif	12.054	12.054	-	-	Derivative receivables
Surat-surat berharga	7.467.153	274.656	7.192.497	-	Marketable securities
Nilai wajar melalui penghasilan komprehensif lain:					Fair value through other comprehensive income:
Surat-surat berharga	4.345.452	4.345.452	-	-	Marketable securities
Aset keuangan yang nilai wajarnya diungkapkan					**Financial asset of which the fair value is disclosed**
Dimiliki hingga jatuh tempo:					Owned until maturity:
Surat-surat berharga	9.954.226	8.540.315	-	1.413.911	Marketable securities
Kredit yang diberikan dan piutang:					**Loans and receivables:**
Kredit yang diberikan dan pembiayaan/piutang Syariah	44.535.289	-	44.535.289	-	Loans and sharia financing/receivables
Liabilitas keuangan yang nilai wajarnya diungkapkan					**Financial liabilities which the fair value is disclosed**
Biaya perolehan diamortisasi:					Amortized cost:
Surat berharga yang diterbitkan	5.790.158	-	5.790.158	-	Marketable securities issued
Pinjaman yang diterima	13.920.644	-	13.920.644	-	Borrowings

	31 Desember/*December 31*, 2023				
	Pengukuran Nilai Wajar pada Tanggal Pelaporan Menggunakan/ *Fair Value Measurement as at Reporting Date Using:*				
	Nilai Tercatat/ ***Carrying Amount***	**Tingkat/** ***Level 1***	**Tingkat/** ***Level 2***	**Tingkat/** ***Level 3***	
Aset keuangan yang diukur pada nilai wajar					**Financial asset measured at fair value**
Diukur pada nilai wajar melalui laba rugi:					Fair value through profit or loss:
Tagihan derivatif	3.040	3.040	-	-	Derivative receivables
Surat-surat berharga	5.322.930	13	5.322.917	-	Marketable securities
Nilai wajar melalui penghasilan komprehensif lain:					Fair value through other comprehensive income:
Surat-surat berharga	3.067.387	3.067.387	-	-	Marketable securities
Aset keuangan yang nilai wajarnya diungkapkan					**Financial asset of which the Fair value is disclosed**
Biaya perolehan di amortisasi:					Amortized cost:
Surat-surat berharga	9.145.823	7.811.762	-	1.334.061	Marketable securities

46. Nilai Wajar Instrumen Keuangan (lanjutan)

46. Fair Value of Financial Instruments (continued)

	31 Desember/*December 31,* 2023				
	Pengukuran Nilai Wajar pada Tanggal Pelaporan Menggunakan/ *Fair Value Measurement as at Reporting Date Using:*				
	Nilai Tercatat/ *Carrying Amount*	Tingkat/ *Level 1*	Tingkat/ *Level 2*	Tingkat/ *Level 3*	
Kredit yang diberikan dan piutang:					**Loans and receivables:**
Pinjaman yang diberikan dan pembiayaan/piutang Syariah	45.835.782	-	45.835.782	-	Loans and sharia financing/receivables
Liabilitas keuangan yang nilai wajarnya diungkapkan					**Financial liabilities of which the fair value is disclosed**
Biaya perolehan diamortisasi:					Amortized cost:
Surat berharga yang diterbitkan	3.397.588	-	3.397.588	-	Marketable securities issued
Pinjaman yang diterima	11.704.492	-	11.704.492	-	Borrowings

Pada tanggal 31 Desember 2024 dan 2023 tidak terdapat aset keuangan atau liabilitas keuangan yang ditransfer dari/ke tingkat 2 dan/atau tingkat 3.

As at December 31, 2024 and 2023, there is no financial assets and financial liabilities transfer out of or into level 2 and/or level 3.

47. Analisa Kualitas Kredit

Peningkatan Risiko Kredit Secara Signifikan

Ketika menentukan apakah risiko gagal bayar pada instrumen keuangan telah meningkat secara signifikan sejak pengakuan awal, Grup mempertimbangkan informasi yang wajar dan terdukung, serta relevan yang tersedia tanpa biaya atau upaya yang berlebihan. Hal tersebut mencakup informasi dan analisa kuantitatif dan kualitatif, berdasarkan pada pengalaman historis dan penilaian pakar kredit dan termasuk perkiraan masa depan *(forward-looking)*.

Tujuan dari penilaian ini adalah untuk mengidentifikasi apakah peningkatan risiko kredit secara signifikan atas eksposur telah terjadi dengan membandingkan:

- *Probability of Default* (PD) atas umur tersisa pada tanggal pelaporan; dengan
- *Probability of Default* (PD) atas umur tersisa yang di estimasi pada saat pengakuan awal eksposur (jika relevan, disesuaikan dengan perubahan ekspektasi pembayaran dimuka).

Grup menggunakan kriteria berikut dalam menentukan apakah peningkatan risiko kredit secara signifikan atas eksposur telah terjadi:

- pengujian kuantitatif berdasarkan perubahan *Probability of Default* (PD);
- indikator kualitatif.

47. Credit Quality Analysis

Significant Increase in Credit Risk

When determining whether the risk of default on financial instruments has increased significantly since initial recognition, the Group considers reasonable and supported relevant information that is available without excessive costs or efforts. This includes quantitative and qualitative information and analysis, based on historical experience and credit expert assessments and including forward-looking estimates.

The purpose of this assessment is to identify whether a significant increase in credit risk of exposure has occurred by comparing:

- Probability of Default (PD) for the remaining age at the reporting date; with
- Probability of Default (PD) for the estimated remaining age at initial recognition of the exposure (if relevant, adjusted for change in expectations of prepayment).

The Group use these criteria for determining whether there has been a significant increase in credit:

- quantitative test based on movement in Probability of Default (PD);
- qualitative indicators.

47. Analisa Kualitas Kredit (lanjutan)

Credit Risk Grades

Grup mengalokasikan setiap eksposur ke *credit risk grades* berdasarkan variasi data yang ditentukan dapat memprediksi risiko gagal bayar dan menerapkan pengalaman atas kredit. *Credit risk grades* ditetapkan menggunakan faktor kualitatif dan kuantitatif yang dapat mengindikasikan risiko gagal bayar. Faktor-faktor ini bervariasi tergantung pada sifat eksposur dan jenis peminjam.

Credit risk grades ditetapkan dan dikalibrasi sedemikian rupa sehingga risiko terjadinya gagal bayar meningkat secara eksponensial seiring dengan penurunan *rating* risiko kredit, sebagai contoh, selisih antara *credit risk rating grades* 1 dan 2 lebih kecil dari pada selisih antara *credit risk rating grades* 2 dan 3.

Setiap eksposur dialokasikan ke *credit risk grades* pada pengakuan awal berdasarkan informasi yang tersedia tentang peminjam. Eksposur ini dipantau secara berkelanjutan, dan dapat mengakibatkan eksposur dipindahkan ke *credit risk grades* yang berbeda. Pemantauan biasanya menggunakan data berikut: laporan keuangan, penggunaan fasilitas kredit, estimasi kondisi ekonomi.

Penentuan Struktur *Probability of Default*

Credit risk grades adalah input utama dalam penentuan struktur PD *term structure* atas eksposur. Bank mengumpulkan informasi kinerja dan gagal bayar tentang eksposur risiko kredit yang dianalisa berdasarkan yurisdiksi atau wilayah dan menurut jenis produk dan peminjam serta penilaian risiko kredit. Untuk beberapa portofolio, informasi yang dibeli dari penilai kredit eksternal juga digunakan.

Bank menggunakan model statistik untuk menganalisa data yang dikumpulkan dan menghasilkan perkiraan *probability of default* (PD) atas umur tersisa dan bagaimana hal ini diperkirakan akan berubah sebagai akibat dari berlalunya waktu.

Analisa ini mencakup identifikasi dan kalibrasi hubungan antara perubahan tingkat gagal bayar dan perubahan dalam faktor-faktor makro ekonomi utama serta analisa mendalam tentang dampak faktor-faktor lain tertentu (misalkan restrukturisasi) pada risiko gagal bayar. Untuk sebagian besar eksposur, indikator makro ekonomi utama meliputi: pertumbuhan PDB, suku bunga acuan, dan tingkat pengangguran. Untuk eksposur pada industri dan/atau wilayah tertentu, analisa dapat mencakup harga komoditas dan/atau harga properti yang relevan.

47. Credit Quality Analysis (continued)

Credit Risk Grades

The Group allocated each exposure to credit risk grades based on a variety of data that is determined to predict the risk of default and apply credit experience judgement. Credit risk grades are determined using qualitative and quantitative factors that can indicate the risk of default. These factors vary depending on the nature of the exposure and the type of borrower.

Credit risk grades are determined and calibrated in such a way that the risk of default is increasing exponentially as credit risk rating decreases, for example, the difference between credit risk rating grades 1 and 2 is smaller than the difference between credit risk rating grades 2 and 3.

Each exposure is allocated to credit risk grades at initial recognition based on available information about the borrower. This exposure is monitored on an ongoing basis, and can result in the exposure being transferred to different credit risk grades. Monitoring usually uses the following data: financial statements, use of credit facilities, estimates of economic conditions.

Determination of the Probability of Default Structure

Credit risk grades are the main input in determining the PD term structure of the exposure. The Bank collects performance and default information about credit risk exposures, which are analyzed by jurisdiction or region and by product and borrower type as well as credit risk assessment. For some portfolios, information purchased from external credit assessors is also used.

The Bank uses a statistical model to analyze the collected data and produce an estimate of the probability of default (PD) for the remaining life and how this is expected to change as a result of the passage of time.

This analysis includes the identification and calibration of the relationship between changes in default rates and changes in key macroeconomic factors as well as an in-depth analysis of the impact of other certain factors (e.g. restructuring) on the risk of default. For most exposures, the main macroeconomic indicators include: GDP growth, benchmark interest rates, and the unemployment rate. For exposures in certain industries and/or regions, the analysis can include commodity prices and/or, relevant property prices.

47. Analisa Kualitas Kredit (lanjutan)

***Credit Risk Grades* (lanjutan)**

Penentuan Terjadinya Peningkatan Risiko Kredit Secara Signifikan

Grup mempergunakan sejumlah kriteria untuk menentukan telah terjadi peningkatan risiko kredit secara signifikan.

Kriteria tersebut ditetapkan menggunakan faktor kuantitatif dan kualitatif termasuk penentuan berdasarkan status hari tunggakan yang dapat mengindikasikan telah terjadi peningkatan risiko kredit yang signifikan terhadap saat awal diberikan.

Grup dimungkinkan menggunakan penilaian dari analis kredit dan pengalaman historis yang relevan, dalam menentukan bahwa eksposur mungkin saja telah mengalami peningkatan risiko kredit yang signifikan berdasarkan indikator kualitatif tertentu yang dianggap dapat mengindikasikan hal tersebut dimana pengaruhnya mungkin belum sepenuhnya tercermin pada saat dilakukan analisis kuantitatif.

Grup menentukan bahwa peningkatan risiko kredit secara signifikan belum terjadi apabila masih kurang dari 30 hari tunggakan. Hari tunggakan ditentukan dengan menghitung jumlah hari sejak tanggal jatuh tempo awal dimana pembayaran penuh belum diterima. Tanggal jatuh tempo ditentukan tanpa mempertimbangkan masa tenggang yang mungkin tersedia bagi peminjam.

Grup memantau efektivitas kriteria yang digunakan dalam mengidentifikasi peningkatan risiko kredit yang signifikan dengan cara reviu berkala.

Modifikasi Aset Keuangan

Ketentuan kontraktual pinjaman dapat dimodifikasi untuk beberapa alasan, termasuk perubahan kondisi pasar, retensi pelanggan dan faktor-faktor lain yang tidak terkait dengan penurunan kredit saat ini. Pinjaman yang ketentuan kontraktualnya dimodifikasi dapat menyebabkan pinjaman awal dihentikan pengakuannya dan pinjaman hasil modifikasi diakui sebagai pinjaman baru pada nilai wajar.

Ketika ketentuan kontraktual pinjaman dimodifikasi dan tidak mengakibatkan penghentian pengakuan, penentuan terjadinya peningkatan risiko kredit secara signifikan dilakukan dengan cara membandingkan:

- sisa PD sepanjang umur pada tanggal pelaporan berdasarkan ketentuan yang dimodifikasi; dengan
- sisa PD sepanjang umur yang diestimasi berdasarkan data pada saat pengakuan awal dan ketentuan kontraktual awal.

47. Credit Quality Analysis (continued)

Credit Risk Grades (continued)

Determination of Significant Increase in Credit Risk

The Group uses several criteria for determining that credit risk has increased significantly.

The criteria are determined using quantitative and qualitative factors including determination based on arrear day status that can indicate significant increase in credit risk since initial recognition.

The Group can also use the judgement of credit analysts and, if possible, relevant historical experience, in determining that the exposure may have experienced a significant increase in credit risk based on certain qualitative indicators that are considered to indicate this and their effects may not be fully reflected in quantitative analysis in comprehensive manner on a timely manner.

The Group determines that a significant increase in credit risk has not occurred if it is still less than 30 days in arrears. Arrear days are determined by counting the number of days from the initial due date where full payment has not been received. The due date is determined without considering the grace period that might be available to the borrower.

The Group monitors the effectiveness of the criteria used in identifying significant increases in credit risk by periodic review.

Modification of Financial Assets

Loan contractual terms can be modified for a number of reasons, including changes in market conditions, customer retention and other factors not related to the current credit decline. Loans with modified contractual terms can cause the initial loan to be derecognized and recognized the modified loan as a new loan at fair value.

When the contractual terms of the loan are modified and do not result in termination of recognition, determining the occurrence of a significant increase in credit risk is done by comparing:

- PD remainder life at reporting date based on modified provision; with
- residual PD throughout the estimated age based on data at initial recognition and initial contractual provisions.

47. Analisa Kualitas Kredit (lanjutan)

Modifikasi Aset Keuangan (lanjutan)

Bank menganggap aset keuangan dalam keadaan *default*/gagal bayar ketika:
- Debitur tidak mungkin membayar kewajiban kreditnya secara penuh, tanpa bantuan (*recourse*) dari Bank; atau
- Debitur telah melewati jatuh tempo lebih dari 90 hari atas kewajiban kredit material apa pun kepada Bank.

Dalam menilai apakah debitur dalam keadaan *default*/gagal bayar, Bank mempertimbangkan indikator berikut:
- Kualitatif seperti pelanggaran persyaratan penjanjian (*covenants*);
- Kuantitatif seperti status tunggakan; dan
- Berdasarkan data yang dikembangkan secara internal dan diperoleh dari sumber eksternal.

Input, Asumsi, dan Teknik yang digunakan dalam mengestimasi penurunan nilai

Penggunaan informasi perkiraan masa depan *(forward-looking)*

Bank menggunakan informasi *forward-looking* dalam menilai apakah telah terjadinya peningkatan risiko kredit secara signifikan dan pengukuran kerugian kredit ekspektasian. Berdasarkan saran dari Komite Manajemen Risiko, pakar ekonomi dan pertimbangan berbagai informasi aktual dan perkiraan eksternal, Bank merumuskan pandangan dasar *(base case)* tentang pergerakan variabel ekonomi yang relevan dimasa depan serta perkiraan skenario lain yang mungkin terjadi. Proses ini meliputi pengembangan dua atau lebih skenario.

Ekonomi tambahan dan mempertimbangkan probabilitas relatif dari keluaran *(output)* yang mungkin. Informasi eksternal mencakup data ekonomi dan perkiraan yang diterbitkan oleh, seperti badan pemerintah dan analis sektor swasta dan akademisi terpilih.

Pandangan dasar *(base case)* mencerminkan keluaran dengan probabilitas yang paling tinggi dan digunakan dalam perencanaan strategis dan anggaran. Skenario yang lain, mencerminkan keluaran yang lebih optimis dan keluaran yang lebih pesimis.

Skenario ekonomi yang dirumuskan menggunakan kisaran indikator utama pada tanggal 31 Desember 2024 dan 2023, adalah sebagai berikut:

47. Credit Quality Analysis (continued)

Modification of Financial Assets (continued)

The Bank considers financial assets as default when:
- The debtor is unlikely to pay its credit obligation in full, without assistance (recourse) from the Bank; or
- The debtors have past due more than 90 days for any material credit obligations to the Bank.

In assessing whether a debtor is in default, the Bank considers the following indicators:

- Qualitative such as violations of the terms of the agreement (covenants);
- Quantitative such as arrears status; and
- Based on data developed internally and obtained from external sources.

Inputs, Assumptions, and Techniques used in estimating impairment

Use of forward-looking information

The Bank uses forward-looking information in assessing whether there has been a significant increase in credit risk and measurement of expected credit losses. Based on advice from the Risk Management Committee, economists and consideration of various actual information and external forecast, the Bank formulated a base case for the movement of relevant economic variables in future as well as forecasts of other possible scenarios. This process involves developing two or more additional economic scenarios and considerations

The relative probabilities of the possible outputs. External information includes economic data and estimates published by, such as government agencies and selected private sector analysts and academics.

The base case reflects the output with the highest probability and is used in strategic planning and budgeting. Another scenario, reflects more optimistic outputs and more pessimistic outputs.

The economic scenarios formulated using the range of key indicators as at December 31, 2024 and 2023, are as follows:

47. Analisa Kualitas Kredit (lanjutan)

Modifikasi Aset Keuangan (lanjutan)

Input, Asumsi, dan Teknik yang digunakan dalam mengestimasi penurunan nilai (lanjutan)

Penggunaan informasi perkiraan masa depan *(forward-looking)* (lanjutan)

47. Credit Quality Analysis (continued)

Modification of Financial Assets (continued)

Inputs, Assumptions, and Techniques used in estimating impairment (continued)

Use of forward-looking information (continued)

	Indikator utama/ *Key indicators*	
Tingkat pengangguran	dasar 8%/*base 8%* Kisaran antara 7 hingga 10%/ *Range between 7 and 10%*	Unemployment rate
Suku bunga	dasar 1%/*base 1%* Kisaran antara 0,5 hingga 2%/ *Range between 0.5 and 2%*	Interest rates
Pertumbuhan PDB	dasar 1,5%/*base 1.5%* Kisaran antara 0 hingga 2,5%/ *Range between 0 and 2.5%*	GDP growth

Pengukuran Kerugian Kredit Ekspektasian

Input utama dalam pengukuran kerugian kredit ekspektasian adalah variabel berikut :
- *Probability of Default (PD)*
- *Loss of Given Default (LGD)*
- *Exposure at Default (EAD)*

Parameter ini umumnya berasal dari model statistik yang dikembangkan secara internal dan data historis lainnya. Parameter ini disesuaikan untuk mencerminkan informasi *forward-looking*.

Estimasi PD adalah estimasi pada tanggal tertentu, yang dihitung berdasarkan model peringkat statistik, dan dinilai menggunakan rating yang disesuaikan dengan berbagai kategori dari debitur dan eksposur. Model statistik ini didasarkan pada data yang disusun secara internal yang terdiri dari faktor kuantitatif dan kualitatif.

LGD adalah besarnya kerugian jika terjadi gagal bayar. Parameter LGD diestimasi secara historis berdasarkan tingkat pemulihan atas klaim terhadap debitur yang gagal bayar. Model LGD mempertimbangkan struktur, jaminan, senioritas klaim, industri debitur, dan biaya pemulihan setiap jaminan yang merupakan bagian integral dari aset keuangan.

EAD merepresentasikan estimasi eksposur jika terjadi gagal bayar. EAD suatu aset keuangan adalah jumlah tercatat bruto. Untuk komitmen pinjaman dan jaminan keuangan, EAD mencakup jumlah yang telah ditarik, serta jumlah potensial di masa depan yang akan ditarik, yang diestimasi berdasarkan pengamatan historis dan perkiraan berwawasan ke depan (*forward-looking*).

Measurement of Expected Credit Loss

The main inputs in measuring expected credit loss are the following variables:
- Probability of Default (PD)
- Loss of Given Default (LGD)
- Exposure at Default (EAD)

These parameters generally come from statistical models that are developed internally and other historical data. This parameter is adjusted to reflect forward-looking information.

PD estimation is an estimate on a certain date, which is calculated based on a statistical ranking model, and is assessed using a rating that is adjusted to various categories of debtors and exposures. This statistical model is based on data compiled internally consisting of quantitative and qualitative factors.

LGD is the amount of loss if there is a default. LGD parameters are historically estimated based on the level of recovery of claims against debtors who default. The LGD model considers the structure, collateral, claim seniority, the debtor industry, and the cost of recovering any collateral that is an integral part of a financial asset.

EAD represents the estimated exposure in case of default. EAD of a financial asset is the gross carrying amount. For loan commitments and financial guarantees, EAD includes the amount that has been withdrawn, as well as potential future amounts to be withdrawn, which are estimated based on historical observations and forward-looking estimates.

47. Analisa Kualitas Kredit (lanjutan)

Modifikasi Aset Keuangan (lanjutan)

Input, Asumsi, dan Teknik yang digunakan dalam mengestimasi penurunan nilai (lanjutan)

Pengukuran Kerugian Kredit Ekspektasian (lanjutan)

Ketika pemodelan parameter dilakukan secara kolektif, instrumen keuangan dikelompokkan berdasarkan kesamaan karakteristik risiko yang meliputi:

- jenis instrumen;
- peringkat risiko kredit;
- jenis agunan;
- tanggal pengakuan awal;
- sisa waktu jatuh tempo;
- industri; dan
- lokasi geografis debitur.

a. Analisis risiko kredit berdasarkan internal *rating grades*:

47. Credit Quality Analysis (continued)

Modification of Financial Assets (continued)

Inputs, Assumptions, and Techniques used in estimating impairment (continued)

Measurement of Expected Credit Loss (continued)

When parameter modeling is done collectively, financial instruments are grouped according to the similarity of risk characteristics which include:

- type of instrument;
- credit risk rating;
- type of collateral;
- date of initial recognition;
- remaining due date;
- industry; and
- debtor's geographical location.

a. Credit risk analysis based on internal rating grades:

	31 Desember/*December 31,* 2024					
	Kerugian Kredit Ekspektasian 12 Bulan/ *12 Months ECL*	**Kerugian Kredit Sepanjang Umurnya - Kredit Tidak Memburuk/ *Lifetime ECL - No Credit Impaired***	**Kerugian Kredit Sepanjang Umurnya - Kredit Memburuk/ *Lifetime ECL - Credit Impaired***	**Kerugian Kredit atas Aset Keuangan yang Dibeli atau Berasal dari Aset Keuangan yang Memburuk/ *Purchased or Credit Impaired Financial Assets***	**Total**	
Kredit yang diberikan yang diukur pada biaya perolehan yang diamortisasi						Loans at amortized cost
Grade 1	37.083.192	3.821.847	5.191	-	40.910.230	Grade 1
Grade 2	161.018	2.320.709	26	-	2.481.753	Grade 2
Grade 3	-	86.535	96.444	-	182.979	Grade 3
Grade 4	-	-	306.321	-	306.321	Grade 4
Grade 5	-	47.569	3.598.634	-	3.646.203	Grade 5
Total	37.244.210	6.276.660	4.006.616	-	47.527.486	Total
Cadangan kerugian kredit	(497.013)	(509.077)	(1.986.107)	-	(2.992.197)	Loss allowance
Nilai Tercatat	**36.747.197**	**5.767.583**	**2.020.509**	**-**	**44.535.289**	**Carrying Amount**

	31 Desember/*December 31,* 2023					
	Kerugian Kredit Ekspektasian 12 Bulan/ *12 Months ECL*	**Kerugian Kredit Sepanjang Umurnya - Kredit Tidak Memburuk/ *Lifetime ECL - No Credit Impaired***	**Kerugian Kredit Sepanjang Umurnya - Kredit Memburuk/ *Lifetime ECL - Credit Impaired***	**Kerugian Kredit atas Aset Keuangan yang Dibeli atau Berasal dari Aset Keuangan yang Memburuk/ *Purchased or Credit Impaired Financial Assets***	**Total**	
Kredit yang diberikan yang diukur pada biaya perolehan yang diamortisasi						Loans at amortized cost
Grade 1	39.904.538	614.341	160.916	-	40.679.795	Grade 1
Grade 2	1.056.648	3.326.041	2.009	-	4.384.698	Grade 2
Grade 3	-	-	410.030	-	410.030	Grade 3
Grade 4	-	-	348.669	-	348.669	Grade 4
Grade 5	-	-	3.595.424	-	3.595.424	Grade 5
Total	40.961.186	3.940.382	4.517.048	-	49.418.616	Total
Cadangan kerugian kredit	(908.096)	(498.218)	(2.176.520)	-	(3.582.834)	Loss allowance
Nilai Tercatat	**40.053.090**	**3.442.164**	**2.340.528**	**-**	**45.835.782**	**Carrying Amount**

47. Analisa Kualitas Kredit (lanjutan)

Modifikasi Aset Keuangan (lanjutan)

Input, Asumsi, dan Teknik yang digunakan dalam mengestimasi penurunan nilai (lanjutan)

Pengukuran Kerugian Kredit Ekspektasian (lanjutan)

a. Analisis risiko kredit berdasarkan internal *rating grades*: (lanjutan)

Cadangan kerugian kredit untuk aset keuangan yang diklasifikasikan pada nilai wajar melalui penghasilan komprehensif lain tidak diakui pada laporan posisi keuangan karena nilai tercatat aset keuangan tersebut adalah nilai wajar.

b. Analisis risiko kredit berdasarkan *probability of default:*

47. Credit Quality Analysis (continued)

Modification of Financial Assets (continued)

Inputs, Assumptions, and Techniques used in estimating impairment (continued)

Measurement of Expected Credit Loss (continued)

a. Credit risk analysis based on internal rating grades: (continued)

Allowance for credit losses for financial assets classified as fair value through other comprehensive income is not recognized in the statement of financial position because the carrying value of the financial assets is the fair value.

b. Credit risk analysis based on probability of default:

	31 Desember/ *December 31*, 2024					
	Kerugian Kredit Ekspektasian 12 Bulan/ *12 Months ECL*	**Kerugian Kredit Sepanjang Umurnya - Kredit Tidak Memburuk/ *Lifetime ECL - No Credit Impaired***	**Kerugian Kredit Sepanjang Umurnya - Kredit Memburuk/ *Lifetime ECL - Credit Impaired***	**Kerugian Kredit atas Aset Keuangan yang Dibeli atau Berasal dari Aset Keuangan yang Memburuk/ *Purchased or Credit Impaired Financial Assets***	**Total**	
Kredit yang diberikan yang diukur pada biaya perolehan yang diamortisasi						Loans at amortized cost
0,00-0,10	37.132.865	4.592.465	-	-	41.725.330	0.00-0.10
0,11-0,40	111.058	1.597.367	1.375.913	-	3.084.338	0.11-0.40
0,41-1,00	287	86.828	2.630.703	-	2.717.818	0.41-1.00
Total	37.244.210	6.276.660	4.006.616	-	47.527.486	Total
Cadangan kerugian kredit	(497.013)	(509.077)	(1.986.107)	-	(2.992.197)	Loss allowance
Nilai Tercatat	**36.747.197**	**5.767.583**	**2.020.509**	**-**	**44.535.289**	**Carrying Amount**

	31 Desember/ *December 31*, 2023					
	Kerugian Kredit Ekspektasian 12 Bulan/ *12 Months ECL*	**Kerugian Kredit Sepanjang Umurnya - Kredit Tidak Memburuk/ *Lifetime ECL - No Credit Impaired***	**Kerugian Kredit Sepanjang Umurnya - Kredit Memburuk/ *Lifetime ECL - Credit Impaired***	**Kerugian Kredit atas Aset Keuangan yang Dibeli atau Berasal dari Aset Keuangan yang Memburuk/ *Purchased or Credit Impaired Financial Assets***	**Total**	
Kredit yang diberikan yang diukur pada biaya perolehan yang diamortisasi						Loans at amortized cost
0,00-0,10	40.961.186	-	72.497	-	41.033.683	0.00-0.10
0,11-0,40	-	3.940.382	11.447	-	3.951.829	0.11-0.40
0,41-1,00	-	-	4.433.104	-	4.433.104	0.41-1.00
Total	40.961.186	3.940.382	4.517.048	-	49.418.616	Total
Cadangan kerugian kredit	(908.096)	(498.218)	(2.176.520)	-	(3.582.834)	Loss allowance
Nilai Tercatat	**40.053.090**	**3.442.164**	**2.340.528**	**-**	**45.835.782**	**Carrying Amount**

47. Analisa Kualitas Kredit (lanjutan)

Analisa Sensitivitas Kerugian Kredit Ekspektasian Terhadap Kondisi Ekonomi Masa Depan

47. Credit Quality Analysis (continued)

Sensitivity Analysis of Expected Credit Loss for Future Economic Conditions

Rasio Kerugian Kredit Ekspektasian Terhadap Aset Keuangan Pada 31 Desember 2024/ ***ECL Ratio to Financial Assets at December 31, 2024***	**Aset Keuangan yang Diukur pada Biaya Perolehan Diamortisasi/** ***Financial asset Measured at Amortized Cost***	**Aset Keuangan yang Diukur pada Nilai Wajar melalui Penghasilan Komprehensif Lain/** ***Financial Assets Measured at Fair Value Through Other Comprehensive Income***	**Total**	
Kerugian kredit ekspektasian yang dilaporkan	2.992.197	-	2.992.197	Reported ECL
Nilai tercatat bruto	47.527.486	-	47.527.486	Gross carrying amount
Rasio kerugian kredit ekspektasian yang dilaporkan terhadap nilai tercatat bruto	6,30%	-	6,30%	ECL ratio to gross carrying amount

Rasio Kerugian Kredit Ekspektasian Terhadap Aset Keuangan Pada 31 Desember 2023/ ***ECL Ratio to Financial Assets at December 31, 2023***	**Aset Keuangan yang Diukur pada Biaya Perolehan Diamortisasi/** ***Financial asset Measured at Amortized Cost***	**Aset Keuangan yang Diukur pada Nilai Wajar melalui Penghasilan Komprehensif Lain/** ***Financial Assets Measured at Fair Value Through Other Comprehensive Income***	**Total**	
Kerugian kredit ekspektasian yang dilaporkan	3.582.834	-	3.582.834	Reported ECL
Nilai tercatat bruto	49.418.616	-	49.418.616	Gross carrying amount
Rasio kerugian kredit ekspektasian yang dilaporkan terhadap nilai tercatat bruto	7,25%	-	7,25%	ECL ratio to gross carrying amount

	2024	**2025**	**2026**	**2027**	**2028**	
Skenario Moderat						Moderate Scenario
Neraca Transaksi Berjalan (% PDB Tahunan)	6,72%	6,72%	6,72%	6,72%	6,72%	Current Account (% GDP Yearly)
Tingkat Inflasi	4,08%	4,75%	5,32%	5,80%	6,22%	Inflation Rate
Anggaran Pemerintah (% PDB)	9,61%	8,22%	7,08%	6,13%	5,35%	Fiscal Balance (% GDP)
BI Rate	2,88%	2,17%	1,66%	1,29%	1,02%	BI Rate
Index Keyakinan Konsumer	1,71%	1,71%	1,71%	1,71%	1,71%	Consumer Confidence Index
Pembentukan Modal Tetap Bruto	31,19%	31,23%	31,24%	31,24%	31,24%	Gross Fixed Capital Formation
Belanja Pemerintah	5,67%	4,83%	4,12%	3,52%	3,02%	Government Expenditure
Index Harga Konsumen	138,85	138,85	138,85	138,85	138,85	Consumer Price Index
Produksi Industri	3,25%	3,03%	2,83%	2,65%	2,47%	Industrial Production
Harga Minyak	56,67	55,38	54,12	52,89	51,69	Oil Price
Hutang Rumah Tangga	17,06%	17,06%	17,06%	17,06%	17,06%	Household Debt
Skenario Optimis						Upside Scenario
Neraca Transaksi Berjalan (% PDB Tahunan)	175,21%	195,09%	213,07%	6,72%	6,72%	Current Account (% GDP Yearly)
Tingkat Inflasi	-8,59%	-9,49%	-10,31%	-9,12%	-9,12%	Inflation Rate
Anggaran Pemerintah (% PDB)	64,31%	65,27%	65,68%	6,13%	5,35%	Fiscal Balance (% GDP)
BI Rate	40,25%	40,22%	40,05%	-1,29%	-1,02%	BI Rate
Index Keyakinan Konsumer	14,40%	14,40%	14,40%	1,71%	1,71%	Consumer Confidence Index
Pembentukan Modal Tetap Bruto	118,48%	118,52%	118,53%	31,24%	31,24%	Gross Fixed Capital Formation
Belanja Pemerintah	17,41%	17,13%	16,80%	3,52%	3,02%	Government Expenditure
Index Harga Konsumen	-7,39	-24,66	-40,26	138,85	138,85	Consumer Price Index
Produksi Industri	10,35%	10,73%	11,01%	2,65%	2,47%	Industrial Production
Harga Minyak	150,17	158,76	166,13	52,89	51,69	Oil Price
Hutang Rumah Tangga	16,09%	15,98%	15,87%	17,06%	17,06%	Household Debt
Skenario Pesimis						Downside Scenario

47. Analisa Kualitas Kredit (lanjutan)

Analisa Sensitivitas Kerugian Kredit Ekspektasian Terhadap Kondisi Ekonomi Masa Depan (lanjutan)

47. Credit Quality Analysis (continued)

Sensitivity Analysis of Expected Credit Loss for Future Economic Conditions (continued)

	2024	2025	2026	2027	2028	
Neraca Transaksi Berjalan (% PDB Tahunan)	-161,77%	-181,65%	-199,63%	6,72%	6,72%	Current Account (% GDP Yearly)
Tingkat Inflasi	6,76%	7,67%	8,49%	-9,12%	-9,12%	Inflation Rate
Anggaran Pemerintah (% PDB)	-45,10%	-48,83%	-51,53%	6,13%	5,35%	Fiscal Balance (% GDP)
BI Rate	-34,49%	-35,88%	-36,74%	-1,29%	-1,02%	BI Rate
Index Keyakinan Konsumer	-10,97%	-10,97%	-10,97%	1,71%	1,71%	Consumer Confidence Index
Pembentukan Modal Tetap Bruto	-56,10%	-56,05%	-56,05%	31,24%	31,24%	Gross Fixed Capital Formation
Belanja Pemerintah	-6,06%	-7,47%	-8,56%	3,52%	3,02%	Government Expenditure
Index Harga Konsumen	285,09	302,36	317,96	138,85	138,85	Consumer Price Index
Produksi Industri	-3,85%	-4,66%	-5,35%	2,65%	2,47%	Industrial Production
Harga Minyak	-36,83	-48,00	-57,88	52,89	51,69	Oil Price
Hutang Rumah Tangga	18,03%	18,14%	18,24%	17,06%	17,06%	Household Debt

48. Rugi Per Saham

Berikut adalah perhitungan rugi bersih per saham dasar dan dilusian:

48. Loss Per Share

The following presents the computations of basic and diluted loss per share:

	31 Desember/*December 31,* 2024			
	Rugi Tahun Berjalan yang Dapat Diatribusikan Kepada Pemilik Entitas Induk/ *Loss for the year Attributable to Equity Holders The Parent Entity*	**Rata-rata Tertimbang Jumlah Saham Dasar/ *Weighted Average Number of Ordinary Shares Outstanding***	**Rugi per Saham (Nilai Penuh)/ *Loss per Share (Full Amount)***	
Rugi per saham dasar/ dilusian	(6.328.359)	187.887.539.870	(34)	Basic/diluted loss per share

	31 Desember/*December 31,* 2023			
	Rugi Tahun Berjalan yang Dapat Diatribusikan Kepada Pemilik Entitas Induk/ *Loss for the year Attributable to Equity Holders The Parent Entity*	**Rata-rata Tertimbang Jumlah Saham Dasar/ *Weighted Average Number of Ordinary Shares Outstanding***	**Rugi per Saham (Nilai Penuh)/ *Loss per Share (Full Amount)***	
Rugi per saham dasar/ dilusian	(6.034.077)	98.277.584.070	(61)	Basic/ diluted loss per share

49. Transaksi Non-Kas

49. Non-Cash Transaction

	2024	2023	
Keuntungan yang belum direalisasi atas surat-surat berharga diukur pada nilai wajar melalui penghasilan komprehensif lain setelah pajak tangguhan	(22.222)	4.938	Unrealized gain from fair value through other comprehensive income marketable securities - net
Perubahan surplus (defisit) revaluasi aset	213.072	(1.756)	Revaluation surplus (deficit)
Reklasifikasi aset tetap ke aset terbengkalai	(715)	22.395	Reclassification of fixed assets to abandoned assets

50. Informasi Tambahan

Pada tanggal 31 Desember 2024 dan 2023, informasi tambahan untuk Bank sesuai Peraturan Otoritas Jasa Keuangan diungkapkan pada Catatan 55n.

50. Additional Information

As at December 31, 2024 and 2023, additional information regarding the Bank in accordance with Financial Services Authority Regulation are disclosed in Note 55n.

51. Aset dan Liabilitas Dalam Mata Uang Asing

Saldo aset moneter dalam mata uang asing adalah sebagai berikut:

51. Assets and Liabililities in Foreign Currencies

The balances of monetary assets in foreign currencies are as follows :

	2024		2023		
	Mata Uang Asing (dalam ribuan)/ *Foreign Currency (in thousand)*	**Ekuivalen Rupiah/ *Rupiah Equivalent***	**Mata Uang Asing (dalam ribuan)/ *Foreign Currency (in thousand)***	**Ekuivalen Rupiah/ *Rupiah Equivalent***	
ASET					**ASSETS**
Kas:					**Cash:**
Dolar Amerika Serikat	1.443	21.845	560	8.627	United States Dollar
Dolar Singapura	107	1.260	46	540	Singapore Dollar
Euro Eropa	17	280	112	1.901	European Euro
Dolar Australia	2	20	19	201	Australian Dollar
Lain-lain (ekuivalen USD)	1.443	1.056	102	1.575	Others (USD equivalent)
Sub-total		24.461		12.844	Sub-total
Giro pada Bank Indonesia:					**Current accounts with Bank Indonesia:**
Dolar Amerika Serikat	9.296	140.746	7.563	116.440	United States Dollar
Giro pada bank lain:					**Current accounts with other banks:**
Dolar Amerika Serikat	14.984	226.852	9.952	153.231	United States Dollar
Dolar Singapura	5.132	60.655	3.837	44.801	Singapore Dollar
Yen Jepang	387.127	41.171	16.550	1.804	Japanese Yen
Poundsterling Inggris	772	15.667	358	7.018	Great Britain Poundsterling
Dolar Australia	873	9.164	731	7.689	Australian Dollar
Yuan Cina	3.778	8.157	2.624	5.694	Chinese Yuan
Euro Eropa	459	7.760	481	8.193	European Euro
Won Korea	124.437	1.436	186	2.211	Korean Won
Dolar Hong Kong	417	812	4.959	9.774	Hong Kong Dollar
Sub-total		371.674		240.415	Sub-total
Penempatan pada Bank Indonesia dan bank lain:					**Placements with Bank Indonesia and other banks:**
Dolar Amerika Serikat	24.451	370.185	22.000	338.734	United States Dollar
Surat-surat berharga:					**Marketable securities:**
Dolar Amerika Serikat	475.066	7.192.497	388.446	5.980.901	United States Dollar
Yuan China	1.007	2.176	1.292	2.803	Chinese Yuan
Sub-total		7.194.673		5.983.704	Sub-total
Tagihan akseptasi:					**Acceptance receivables:**
Yuan Cina	34.759	75.041	4.090	8.875	Chinese Yuan
Dolar Amerika Serikat	293	4.434	6.644	102.298	United States Dollar
Sub-total		79.475		111.173	Sub-total
Tagihan derivatif:					**Derivative receivables:**
Dolar Amerika Serikat	796	12.054	197	3.040	United States Dollar

51. Aset dan Liabilitas Dalam Mata Uang Asing (lanjutan)

51. Assets and Liabililities in Foreign Currencies (continued)

	2024		2023		
	Mata Uang Asing (dalam ribuan)/ *Foreign Currency (in thousand)*	Ekuivalen Rupiah/ *Rupiah Equivalent*	Mata Uang Asing (dalam ribuan)/ *Foreign Currency (in thousand)*	Ekuivalen Rupiah/ *Rupiah Equivalent*	
Kredit yang diberikan dan pembiayaan/ piutang syariah:					**Loans and sharia financing/ receivables:**
Dolar Amerika Serikat	477.215	7.225.040	326.533	5.027.636	United States Dollar
Euro Eropa	127	2.149	128	2.185	European Euro
Sub-total		7.227.189		5.029.821	Sub-total
Aset lain-lain:					**Other assets:**
Dolar Amerika Serikat	3.470	52.543	1.282	19.719	United States Dollar
Total aset		**15.473.000**		**11.855.890**	**Total assets**

Saldo liabilitas moneter dalam mata uang asing adalah sebagai berikut:

The balances of monetary liabilities in foreign currencies are as follows:

	2024		2023		
	Mata Uang Asing (dalam ribuan)/ *Foreign Currency (in thousand)*	Ekuivalen Rupiah/ *Rupiah Equivalent*	Mata Uang Asing (dalam ribuan)/ *Foreign Currency (in thousand)*	Ekuivalen Rupiah/ *Rupiah Equivalent*	
Liabilitas segera:					**Liabilities immediately payable:**
Yen Jepang	144.307	15.347	2.560	279	Japanese Yen
China Yuan	724	7.015	183	398	Chinese Yuan
Dolar Amerika Serikat	594	6.340	96	1.471	United States Dollar
Dolar Singapura	724	1.563	0	3	Singapore Dollar
Poundsterling Inggris	-	-	8	149	Great Britain Poundsterling
Dolar Hongkong	-	-	197	388	Hong Kong Dollar
Euro Eropa	-	-	20	341	European Euro
Sub-total		30.265		3.029	Sub-total
Liabilitas akseptasi:					**Acceptance liabilities:**
Yuan Cina	34.759	75.041	4.090	8.875	Chinese Yuan
Dolar Amerika Serikat	293	4.434	6.644	102.298	United States Dollar
Sub-total		79.475		111.173	Sub-total
Giro:					**Demand deposits:**
Dolar Amerika Serikat	52.837	795.206	27.138	417.845	United States Dollar
Yen Jepang	295.837	30.434	295.789	32.241	Japanese Yen
Dolar Australia	41	405	41	432	Australian Dollar
Euro Eropa	17	246	15	262	European Euro
Dolar Singapura	13	216	62	722	Singapore Dollar
Poundsterling Inggris	2	31	2	35	Great Britain Poundsterling
Sub-total		826.538		451.537	Sub-total
Tabungan:					**Saving deposits:**
Dolar Amerika Serikat	5.350	80.993	3.369	51.876	United States Dollar
Euro Eropa	14	237	64	1.087	European Euro
Dolar Australia	31	322	27	319	Australian Dollar
Dolar Singapura	20	234	18	210	Singapore Dollar
Yen Jepang	931	99	1.963	214	Japanese Yen
Poundsterling Inggris	-	7	1	7	Great Britain Poundsterling
Sub-total		81.892		53.713	Sub-total

51. Aset dan Liabilitas Dalam Mata Uang Asing (lanjutan)

51. Assets and Liabililities in Foreign Currencies (continued)

	2024		2023		
	Mata Uang Asing (dalam ribuan)/ *Foreign Currency (in thousand)*	Ekuivalen Rupiah/ *Rupiah Equivalent*	Mata Uang Asing (dalam ribuan)/ *Foreign Currency (in thousand)*	Ekuivalen Rupiah/ *Rupiah Equivalent*	
Deposito berjangka:					**Time deposits:**
Dolar Amerika Serikat	191.558	2.900.193	226.658	3.489.847	United States Dollar
Euro Eropa	138	2.337	139	2.376	European Euro
Dolar Australia	76	801	80	842	Australian Dollar
Dolar Singapura	59	693	54	635	Singapore Dollar
Sub-total		2.904.024		3.493.700	Sub-total
Simpanan dari bank lain:					**Deposit from other banks:**
Dolar Amerika Serikat	179.113	2.671.770	500.000	7.698.500	United States Dollar
Pinjaman yang diterima:					**Borrowings:**
Dolar Amerika Serikat	317.776	4.811.138	81.249	1.251.005	United States Dollar
Liabilitas derivatif:					**Derivative payables:**
Dolar Amerika Serikat	240	3.641	53	808	United States Dollar
Surat berharga yang diterbitkan:					**Marketable Securities issued:**
Dolar Amerika Serikat	300.000	4.828.500	-	-	United States Dollar
Liabilitas lain-lain:					**Other liabilities:**
Dolar Amerika Serikat	9.863	149.323	2.034	31.320	United States Dollar
Euro Eropa	-	-	0	1	European Euro
Yuan Cina	44	94	0	7	Chinese Yuan
		149.417		31.328	
Total liabilitas		**16.386.660**		**13.094.793**	**Total liabilities**

52. Pernyataan Standar Akuntansi Keuangan (PSAK) dan Interpretasi Standar Akuntansi Keuangan (PSAK) yang dikeluarkan dan direvisi

Perubahan Pernyataan Standar Akuntansi Keuangan (PSAK)

Diterapkan pada tahun 2025

Pada tanggal otorisasi laporan keuangan konsolidasian ini, amendemen terhadap PSAK yang relevan dengan Grup telah diterbitkan, namun belum berlaku secara efektif:

- Amendemen PSAK No. 117, "Kontrak Asuransi"
- Amendemen PSAK No. 221, "Pengaruh Perubahan Kurs Valuta Asing"

Sampai dengan tanggal otorisasi atas laporan keuangan konsolidasian, Grup masih mempelajari dampak yang mungkin timbul dari penerapan standar baru dan dampaknya terhadap laporan keuangan konsolidasian Grup.

52. Issued and revised Statements of Financial Accounting Standards (SFAS) and Interpretation Of Financial Accounting Standards (SFAS)

Changes to the Statements of Financial Accounting Standards (SFAS)

Adopted in 2025

At the date of authorization of these consolidated financial statements, the following amendments to SFAS relevant to the Group were issued but not effective :

- Amendment to SFAS No. 117, "Insurance Contracts"
- Amendment to SFAS No. 221, "The Effects of Changes in Foreign Exchange Rates"

As at the authorisation date of these consolidated financial statements, the Group is still evaluating the potential impact from the implementation of these new standards and the effect on the Group's consolidated financial statements.

53. Informasi Tambahan Arus Kas

Rekonsiliasi liabilitas yang timbul dari aktivitas pendanaan adalah sebagai berikut:

53. Additional Information on Cash Flow

Reconciliation of liabilities that arising from financing activities is as follows:

	1 Januari/ *January 1* 2024	Arus Kas/ *Cash flows*	Perubahan Non Kas/ *Non Cash Changes*: Amortisasi Biaya Emisi/ *Amortization of Issuance Cost*	Perubahan Non Kas/ *Non Cash Changes*: Pergerakan Kurs Mata Uang Asing/ *Foreign Exchange Rate Movement*	31 Desember/ *Desember 31,* 2024	
Obligasi subordinasi	2.403.404	2.389.662	1.596		4.794.662	Subordinated bonds
Pinjaman yang diterima	11.704.492	2.200.277	15.875	-	13.920.644	Borrowings
Surat berharga yang dijual dengan janji dibeli kembali	219.631	3.520.247	-	-	3.739.878	Marketable securities sold with agreements to repurchase
Surat berharga yang diterbitkan	994.184	-	1.312		995.496	Marketable securities issued
Total	**15.321.711**	**8.110.186**	**18.783**	**-**	**23.450.680**	**Total**

	1 Januari/ *January 1* 2023	Arus Kas/ *Cash flows*	Perubahan Non Kas/ *Non Cash Changes*: Amortisasi Biaya Emisi/ *Amortization of Issuance Cost*	Perubahan Non Kas/ *Non Cash Changes*: Pergerakan Kurs Mata Uang Asing/ *Foreign Exchange Rate Movement*	31 Desember/ *Desember 31,* 2023	
Obligasi subordinasi	2.400.329	-	3.075	-	2.403.404	Subordinated bonds
Pinjaman yang diterima	11.200.131	504.361	-	-	11.704.492	Borrowings
Surat berharga yang dijual dengan janji dibeli kembali	-	219.631	-	-	219.631	Marketable securities sold with agreements to repurchase
Surat berharga yang diterbitkan	992.389	-	1.795	-	994.184	Marketable securities issued
Total	**14.592.849**	**723.992**	**4.870**	**-**	**15.321.711**	**Total**

54. Informasi Keuangan Tersendiri Bank

Bank menerbitkan laporan keuangan konsolidasian yang merupakan laporan keuangan utama, informasi keuangan tambahan PT Bank KB Bukopin Tbk (Entitas Induk) ini, dimana investasi pada Entitas Anak dicatat dengan metode harga perolehan, disajikan untuk menganalisa hasil usaha entitas induk saja. Informasi keuangan tambahan PT Bank KB Bukopin Tbk (Entitas Induk) berikut ini (Lampiran I - Lampiran V) harus dibaca bersamaan dengan laporan keuangan konsolidasian PT Bank KB Bukopin Tbk dan Entitas Anak.

54. Financial Information of The Bank

The Bank published the consolidated financial statements as its primary financial statements. The supplementary financial statements of PT Bank KB Bukopin Tbk (Parent Entity) which account for investment in Subsidiaries using the cost method, and have been prepared in order that the parent entity's result of operations can be analyzed. The supplementary financial information of PT Bank KB Bukopin Tbk (Parent Entity) (Attachment I - Attachment V) should be read in conjunction with the consolidated financial statements of PT Bank KB Bukopin Tbk and Subsidiaries.

55. Informasi Tambahan yang Tidak Dipersyaratkan oleh Standar Akuntansi Indonesia

Informasi tambahan berikut yang disajikan dibawah ini merupakan informasi yang disyaratkan oleh regulasi yang berlaku dan bukan/tidak merupakan informasi yang dipersyaratkan oleh Standar Akuntansi Indonesia:

a. Giro Pada Bank Indonesia

Bank dipersyaratkan untuk memiliki Giro Wajib Minimum dalam mata uang Rupiah dan mata uang asing.

55. Additional Information that is Not Required by Indonesian Accounting Standards

The following additional information presented below is information required by applicable regulations and not mandated by Indonesian Accounting Standards:

a. Current Accounts With Bank Indonesia

The Bank is required to maintain Minimum Statutory Reserves in Rupiah and in foreign currency.

55. Informasi Tambahan yang Tidak Dipersyaratkan Oleh Standar Akuntansi Indonesia (lanjutan)

a. Giro Pada Bank Indonesia (lanjutan)

Rasio Giro Wajib Minimum Bank pada tanggal 31 Desember 2024 dan 2023, adalah sebagai berikut:

	2024	2023	
Bank Umum Konvensional			Conventional Banking
Rupiah			Rupiah
Giro Wajib Minimum Harian	5,85%	7,05%	Daily Minimum Statutory Reserves
Giro Wajib Minimum Rata-Rata	8,74%	7,37%	Average Minimum Statutory Reserves
Mata Uang Asing			Foreign currency
Giro Wajib Minimum Harian	3,99%	4,02%	Daily Minimum Statutory Reserves
Giro Wajib Minimum Rata-rata	4,02%	4,02%	Average Minimum Statutory Reserves
Penyangga Likuiditas Makroprudensial	28,82%	35,08%	Macroprudential Liquidity Reserve
Bank Umum Syariah			Sharia Commercial Banking
Giro Wajib Minimum Harian	0%	0%	Penyangga Likuiditas Reserves
Giro Wajib Minimum Rata-rata	8,51%	8,21%	Average Minimum Statutory Reserves

Pada 31 Desember 2024, Giro Wajib Minimum (GWM) Bank telah sesuai dengan Peraturan Anggota Dewan Gubernur No. 12 Tahun 2023 tanggal 1 Oktober 2023 tentang Perubahan Kedua atas Peraturan Anggota Dewan Gubernur No. 24/8/PADG/2022 tanggal 30 Juni 2022 yang ditetapkan sebesar 9%. GWM rata-rata Bank pada tanggal 31 Desember 2024 adalah sebesar 8,74%. Bank memperoleh insentif rata-rata GWM dari Bank Indonesia sebesar 0,30% periode 1 Desember 2024 sampai dengan 31 Desember 2024.

Pada 31 Desember 2023, Giro Wajib Minimum (GWM) Bank telah sesuai dengan Peraturan Anggota Dewan Gubernur No. 12 Tahun 2023 tanggal 1 Oktober 2023 tentang Perubahan Kedua atas Peraturan Anggota Dewan Gubernur No. 24/8/PADG/2022 tanggal 30 Juni 2022 yang ditetapkan sebesar 9%. GWM rata-rata Bank pada tanggal 31 Desember 2023 adalah sebesar 7,37%. Bank memperoleh insentif rata-rata GWM dari Bank Indonesia sebesar 1,70% periode 1 Desember 2023 sampai dengan 29 Februari 2024.

Pemenuhan rasio-rasio tersebut di atas ditentukan sebagai berikut:

	2024	2023	
Bank Umum Konvensional			Conventional Banking
Rupiah:			Rupiah:
Giro wajib minimum secara harian	0,00%	0,00%	Daily Minimum Statutory Reserves
Giro wajib minimum secara rata-rata	9,00%	9,00%	Average Minimum Statutory Reserves
Valuta Asing:			Foreign currency:
Giro wajib minimum secara harian	2,00%	2,00%	Daily Minimum Statutory Reserves

55. Additional Information that is Not Required by Indonesian Accounting Standards (continued)

a. Current Accounts With Bank Indonesia (continued)

As at December 31, 2024 and 2023, the Minimum Statutory Reserves ratios of Bank are as follows:

As at December 31, 2024, the Bank's Minimum Statutory Reserve (GWM) complies Board of Governors Member Regulation No. 12 of 2023 dated October 1, 2023 concerning the Second Amendment to the Regulation on Members of the Board of Governors No. 24/8/PADG/2022 dated June 30, 2022 which was set at 9%. The Bank's average Minimum Statutory Reserves on December 31, 2024 was 8.74%. The Bank obtains an average GWM incentive from Bank Indonesia of 0.30% for the period December 1, 2024 to December 31, 2024.

As at December 31, 2023, the Bank's Minimum Statutory Reserve (GWM) complies Board of Governors Member Regulation No. 12 of 2023 dated October 1, 2023 concerning the Second Amendment to the Regulation on Members of the Board of Governors No. 24/8/PADG/2022 dated June 30, 2022 which was set at 9%. The Bank's average Minimum Statutory Reserves on December 31, 2023 was 7.37%. The Bank obtains an average GWM incentive from Bank Indonesia of 1.70% for the period December 1, 2023 to February 29, 2024.

Fulfillment of the above ratios is determined as follows:

55. Informasi Tambahan yang Tidak Dipersyaratkan Oleh Standar Akuntansi Indonesia (lanjutan)

a. Giro Pada Bank Indonesia (lanjutan)

	2024	2023	
Giro wajib minimum secara rata-rata	2,00%	2,00%	Average Minimum Statutory Reserves
Penyangga Likuiditas Makroprudensial	5,00%	5,00%	Macroprudential Liquidity Reserve
Bank Umum Syariah			Sharia Commercial Banking
Rupiah:			Rupiah:
Giro wajib minimum	7,50%	7,50%	Daily Minimum Statutory Reserves
Valuta Asing:			Foreign currency:
Giro wajib minimum	0,00%	0,00%	Daily Minimum Statutory Reserves

PADG No. 21/22/PADG/2019 telah diamendemen dengan PADG No. 23/7/PADG/ 2021 tanggal 26 April 2021 tentang Perubahan Ketiga atas PADG No.21/22/PADG/2019 tentang Rasio RIM dan PLM bagi Bank Umum Konvensional, Bank Umum Syariah dan Unit Usaha Syariah. Berdasarkan amendemen tersebut terdapat penyesuaian Parameter Disinsentif Bawah dan Parameter Disinsentif Atas yang digunakan dalam pemenuhan rasio GWM RIM.

Penyangga Likuiditas Makroprudensial (PLM) adalah cadangan likuiditas minimum yang wajib dipelihara oleh Bank berupa Sertifikat Bank Indonesia (SBI), Sertifikat Deposito Bank Indonesia (SDBI), Surat Berharga Negara (SBN) yang besarnya ditetapkan oleh Bank Indonesia sebesar persentase tertentu dari Dana Pihak Ketiga (DPK) Bank. Rasio Intermediasi Makroprudensial (RIM) adalah simpanan minimum yang wajib dipelihara oleh Bank dalam bentuk saldo Rekening Giro pada Bank Indonesia sebesar persentase tertentu dari DPK yang dihitung berdasarkan selisih antara RIM yang dimiliki oleh Bank dan RIM Target. Berdasarkan PADG No. 24/14/PADG/2022 tanggal 31 Oktober 2022, Parameter Disinsentif Bawah dari batas bawah Target RIM sebesar 84% dan Parameter Disinsentif Atas dari batas atas Target RIM sebesar 94% dalam pemenuhan Giro RIM adalah sebesar 0 (nol).

RIM adalah rasio hasil perbandingan antara:
a. Kredit yang diberikan kepada pihak ketiga dalam Rupiah dan valuta asing.
b. Surat berharga korporasi dalam Rupiah dan valuta asing yang memenuhi persyaratan tertentu yang dimiliki Bank.
c. DPK Bank dalam bentuk giro, tabungan dan simpanan berjangka/deposito dalam Rupiah dan valuta asing, tidak termasuk dana antar Bank; dan
d. Surat berharga dalam Rupiah dan valuta asing yang memenuhi persyaratan tertentu yang diterbitkan oleh Bank untuk memperoleh sumber pendanaan.

55. Additional Information that is Not Required by Indonesian Accounting Standards (continued)

a. Current Accounts With Bank Indonesia (continued)

PADG No. 21/22/PADG/2019 is amended with PADG No. 23/7/PADG/2021 on April 26, 2021 concerning The Third Amendment of PADG No. 21/22/PADG/2019 concerning RIM and PLM Ratio for Commercial Conventional Banks, Sharia Banks and Business Units Sharia. Based on the amendments, there are adjustments to the Lower Disincentive Parameters and the Upper Disincentive Parameters used in the fulfillment of GWM RIM ratio.

Macroprudential Liquidity Reserve (PLM) is the minimum liquidity reserves that should be maintained by the Bank, in form of Certificates of Bank Indonesia (SBI), Certificate of Bank Indonesia Deposit (SDBI), Treasury Bills (SBN), which is determined by Bank Indonesia percentage of Third Party Funds (DPK). Macroprudential Intermediation Ratio (RIM) is the minimum statutory reserve that should be maintained by the Bank in the form of Current Account with Bank Indonesia at a certain percentage of third party fund calculated based on the difference between the Bank's RIM and the targeted RIM. Based on PADG No. 24/14/PADG/ 2022 dated October 31, 2022, the Lower Disincentive Parameter of the lower limit of RIM targeted is 84% and the Upper Disincentive Parameter of the upper limit of RIM targeted is 94% in the fulfillment of RIM Current Account, which is 0 (zero).

RIM is the ratio of comparison between:
a. Loans to third parties in Rupiah and foreign currencies.
b. Corporate securities in Rupiah and foreign currencies owned by the Bank that meet certain requirement.
c. The Bank's TPF in the form of demand deposits, savings deposits and time deposits/deposits in Rupiah and foreign currencies, excluding interbank funds; and
d. Marketable securities in Rupiah and foreign currencies that meet certain requirements, issued by the Bank for funding sources.

55. Informasi Tambahan yang Tidak Dipersyaratkan Oleh Standar Akuntansi Indonesia (lanjutan)

a. Giro Pada Bank Indonesia (lanjutan)

Pada tanggal 31 Desember 2024 dan 2023, persentase GWM untuk Bank Umum Syariah dalam Rupiah masing-masing sebesar 8,51% dan 8,21%.

Pada tanggal 31 Desember 2024 dan 2023, Grup telah memenuhi ketentuan BI mengenai GWM.

Pengungkapan lebih lanjut giro pada Bank Indonesia diungkapkan pada Catatan 4.

b. Giro Pada Bank Lain

Pada tanggal 31 Desember 2024 dan 2023, semua giro pada Bank lain diklasifikasikan lancar.

Pengungkapan lebih lanjut giro pada Bank lain diungkapkan pada Catatan 5.

c. Penempatan pada Bank Indonesia dan Bank Lain

Pada tanggal 31 Desember 2024 dan 2023, semua penempatan pada Bank Indonesia dan bank lain diklasifikasikan lancar.

Pengungkapan lebih lanjut penempatan pada Bank Indonesia dan bank lain diungkapkan pada Catatan 6.

d. Surat-Surat Berharga

Pada tanggal 31 Desember 2024 dan 2023, semua surat berharga yang dimiliki oleh Bank diklasifikasikan lancar.

Pengungkapan lebih lanjut penempatan pada Surat-surat berharga diungkapkan pada Catatan 7.

e. Surat Berharga yang Dibeli dengan Janji Dijual Kembali

Pada tanggal 31 Desember 2023, semua Surat Berharga yang Dibeli dengan Janji Dijual Kembali yang dimiliki oleh Bank diklasifikasikan lancar.

Pengungkapan lebih lanjut penempatan pada Surat-surat berharga diungkapkan pada Catatan 8.

55. Additional Information that is Not Required by Indonesian Accounting Standards (continued)

a. Current Accounts With Bank Indonesia (continued)

As at December 31, 2024 and 2023, Minimum Statutory Reserves percentage for Sharia Commercial Banking in Rupiah currency are 8.51% and 8.21%, respectively.

As at December 31, 2024 and 2023, the Group has complied with BI regulation on the Minimum Statutory Reserves.

The further disclosures on current accounts with Bank Indonesia are presented in Note 4.

b. Current Accounts With Other Bank

All current accounts with other banks are classified as current as at December 31, 2024 and 2023.

The further disclosures on current accounts with other Bank are presented in Note 5.

c. Placements with Bank Indonesia and Other Banks

As at December 31, 2024 dan 2023, all placements with Bank Indonesia and other banks are classified as current.

The further disclosures on placements with Bank Indonesia and other banks are presented in Note 6.

d. Marketable Securities

As at December 31, 2024 and 2023, all marketable securities held by the Bank are classified as current.

The further disclosures on Marketable Securities are presented in Note 7.

e. Marketable Securities Purchased with Agreement to Resell

As at December 31, 2023, all Marketable Securities Purchased with Agreement to Resell held by the Bank are classified as current.

The further disclosures on Marketable Securities are presented in Note 8.

55. Informasi Tambahan yang Tidak Dipersyaratkan Oleh Standar Akuntansi Indonesia (lanjutan)

55. Additional Information that is Not Required by Indonesian Accounting Standards (continued)

f. Kredit yang Diberikan dan Pembiayaan/ Piutang Syariah

f. Loans and Sharia Financing/Receivables

Berdasarkan mata uang, jenis, dan kolektibilitas sesuai peraturan OJK

By Financial Service Authority Regulation currency, type, and collectability

	31 Desember/*December 31,* 2024						
	Lancar/ *Current*	Dalam Perhatian Khusus/ *Special Mention*	Kurang Lancar/ *Substandard*	Diragukan/ *Doubtful*	Macet/ *Loss*	Total	
Rupiah:							**Rupiah:**
Modal kerja	8.586.568	1.342.083	24.387	123.647	1.261.388	11.338.073	Working capital
Investasi	8.951.563	649.760	107.337	95.849	790.115	10.594.624	Investment
Konsumsi	12.644.879	358.749	51.219	85.861	1.575.387	14.716.095	Consumer
Sindikasi	3.534.954	-	-	-	-	3.534.954	Syndicated
Program Pemerintah	79.900	577	-	964	4.802	86.243	Government program
Direksi dan karyawan	30.272	-	36	-	-	30.308	Directors and employees
Total Rupiah	33.828.136	2.351.169	182.979	306.321	3.631.692	40.300.297	Total Rupiah
Cadangan kerugian penurunan nilai	(519.858)	(291.896)	(121.716)	(103.485)	(1.854.587)	(2.891.542)	Allowance for impairment losses
Neto	33.308.278	2.059.273	61.263	202.836	1.777.105	37.408.755	Net
Mata uang asing:							**Foreign currencies:**
Sindikasi	3.899.983	-	-	-	-	3.899.983	Syndicated
Modal kerja	2.491.788	-	-	-	14.514	2.506.302	Working capital
Investasi	688.171	130.584	-	-	-	818.755	Investment
Konsumsi	2.149	-	-	-	-	2.149	Consumer
Total mata uang asing	7.082.091	130.584	-	-	14.514	7.227.189	Total foreign currencies
Cadangan kerugian penurunan nilai	(64.040)	(32.873)	-	-	(3.742)	(100.655)	Allowance for impairment losses
Neto	7.018.051	97.711	-	-	10.772	7.126.534	Net
Total	**40.326.329**	**2.156.984**	**61.263**	**202.836**	**1.787.877**	**44.535.289**	**Total**

	31 Desember/*December 31,* 2023						
	Lancar/ *Current*	Dalam Perhatian Khusus/ *Special Mention*	Kurang Lancar/ *Substandard*	Diragukan/ *Doubtful*	Macet/ *Loss*	Total	
Rupiah:							**Rupiah:**
Modal kerja	11.782.320	2.779.708	86.297	27.551	1.385.015	16.060.891	Working capital
Investasi	10.870.969	955.853	45.904	15.666	1.036.580	12.924.972	Investment
Konsumsi	10.463.188	444.933	76.048	117.965	1.702.127	12.804.261	Consumer
Sindikasi	2.472.304	-	-	-	-	2.472.304	Syndicated
Program Pemerintah	98.757	1.035	-	1.306	4.044	105.142	Government program
Direksi dan karyawan	21.183	42	-	-	-	21.225	Directors and employees
Total Rupiah	35.708.721	4.181.571	208.249	162.488	4.127.766	44.388.795	Total Rupiah
Cadangan kerugian penurunan nilai	(540.160)	(770.505)	(68.858)	(60.255)	(2.074.884)	(3.514.662)	Allowance for impairment losses
Neto	35.168.561	3.411.066	139.391	102.233	2.052.882	40.874.133	Net
Mata uang asing:							**Foreign currencies:**
Sindikasi	2.693.586	-	-	-	-	2.693.586	Syndicated
Modal kerja	2.085.311	-	-	-	13.821	2.099.132	Working capital
Investasi	234.918	-	-	-	-	234.918	Investment
Konsumsi	2.185	-	-	-	-	2.185	Consumer
Total mata uang asing	5.016.000	-	-	-	13.821	5.029.821	Total foreign currencies
Cadangan kerugian penurunan nilai	(64.311)	-	-	-	(3.861)	(68.172)	Allowance for impairment losses
Neto	4.951.689	-	-	-	9.960	4.961.649	Net
Total	**40.120.250**	**3.411.066**	**139.391**	**102.233**	**2.062.842**	**45.835.782**	**Total**

55. Informasi Tambahan yang Tidak Dipersyaratkan Oleh Standar Akuntansi Indonesia (lanjutan)

f. Kredit yang Diberikan dan Pembiayaan/ Piutang Syariah (lanjutan)

Kredit yang bermasalah

Pada tanggal 31 Desember 2024, rasio kredit bermasalah - kotor dan neto konsolidasian berdasarkan peraturan Bank Indonesia masing-masing adalah 8,70% dan 4,32% (31 Desember 2023: 9,13% dan 4,73%).

Pada tanggal 31 Desember 2024 dan 2023, pinjaman direksi dan karyawan Bank tersebut digolongkan lancar.

55. Additional Information that is Not Required by Indonesian Accounting Standards (continued)

f. Loans and Sharia Financing/Receivables (continued)

Non-performing loans

As at December 31, 2024, the ratios of consolidated non-performing loans - gross and net based on Bank Indonesia regulation are 8.70% and 4.32%, respectively (December 31, 2023: 9.13% and 4.73%).

As of December 31, 2024 and 2023, loans to the Bank's director and employees are classified as current

	2024	2023	
Perdagangan	641.356	766.889	Trading
Jasa	570.542	375.049	Business service
Konstruksi	253.613	217.404	Construction
Pertanian	191.550	24.543	Agriculture
Manufaktur	164.403	73.779	Manufacturing
Transportasi	222.158	309.927	Transportation
Tenaga listrik	116.682	13.801	Power supply
Pertambangan	15.894	857.866	Mining
Lain-lain	1.959.308	1.873.067	Others
Total	4.135.506	4.512.325	Total
Cadangan kerugian penurunan nilai	(2.083.530)	(2.207.858)	Allowance for impairment losses
Neto	**2.051.976**	**2.304.467**	**Net**

Kredit yang direstrukturisasi

Kredit yang telah direstrukturisasi pada tanggal 31 Desember 2024 dan 2023, masing-masing sebesar Rp8.739.055 dan Rp16.719.394. Restrukturisasi tersebut dilakukan dengan cara perpanjangan masa pelunasan kredit dan perubahan persentase tingkat bunga. Cadangan kerugian penurunan nilai untuk kredit yang direstrukturisasi masing-masing sebesar Rp1.255.342 dan Rp2.128.504, pada tanggal 31 Desember 2024 dan 2023.

Rincian kredit yang telah direstrukturisasi per 31 Desember 2024 dan 2023, adalah sebagai berikut:

Restructured loans

Restructured loans as at December 31, 2024 and 2023, amounted to Rp8,739,056 and Rp16,719,394, respectively. The terms of restructuring consist of extension of payment maturity dates and modification of interest rate. The allowance for impairment losses for restructured loans amounted to Rp1,255,342 and Rp2,128,504, December 31, 2024 and 2023, respectively.

Detail of restructured loans as at December 31, 2024 and 2023, are as follow:

	2024	2023	
Lancar	4.455.620	10.349.584	Current
Dalam perhatian khusus	1.972.466	3.637.518	Special mention
Kurang lancar	123.852	62.612	Substandard
Diragukan	198.909	40.314	Doubtful
Macet	1.988.209	2.629.366	Loss
Total	**8.739.056**	**16.719.394**	**Total**

Pengungkapan lebih lanjut pada Kredit yang Diberikan dan Pembiayaan/Piutang Syariah diungkapkan pada Catatan 9.

The further disclosures on Loans and Sharia Financing/Receivables are presented in Note 9.

55. Informasi Tambahan yang Tidak Dipersyaratkan Oleh Standar Akuntansi Indonesia (lanjutan)

g. Tagihan Dan Liabilitas Akseptasi

Pada tanggal 31 Desember 2024 dan 2023, semua Tagihan dan Liabilitas Akseptasi diklasifikasikan lancar.

Pengungkapan lebih lanjut pada Tagihan dan Liabilitas Akseptasi diungkapkan pada Catatan 10.

h. Tagihan dan Liabilitas Derivatif

Seluruh tagihan dan liabilitas derivatif pada tanggal 31 Desember 2024 dan 2023 diklasifikasikan lancar.

Kontrak-kontrak untuk posisi 31 Desember 2024 dan 2023, jatuh tempo masing-masing pada tanggal 2 Januari - 23 Januari 2025 dan 2 Januari - 2 Februari 2024.

Pengungkapan lebih lanjut pada Tagihan Dan Liabilitas Derivatif diungkapkan pada Catatan 11.

i. Aset Lain-lain

Pada tanggal 31 Desember 2024 dan 2023, agunan yang diambil alih berdasarkan kolektibilitas adalah sebagai berikut:

	2024	2023	
Lancar	349.034	2.156	Current
Kurang lancar	81.848	910.081	Substandard
Diragukan	1.517.085	1.317.548	Doubtful
Macet	753.463	505.343	Loss
Saldo akhir tahun	2.701.430	2.735.128	Ending balance
Cadangan kerugian penurunan nilai	(901.535)	(231.669)	Allowance for impaiment losses
Neto	**1.799.895**	**2.503.459**	**Net**

Manajemen berpendapat bahwa nilai tercatat agunan yang diambil alih merupakan nilai neto yang dapat direalisasi.

Pengungkapan lebih lanjut pada Aset lain-lain diungkapkan pada Catatan 15.

j. Surat Berharga yang Diterbitkan

Untuk keperluan perhitungan rasio Kewajiban Penyediaan Modal Minimum (KPMM), Obligasi Subordinasi Berkelanjutan II diperhitungkan sebagai modal pelengkap setelah Bank menerima surat persetujuan dari Otoritas Jasa Keuangan No. S-56/PB.31/2015 tanggal 7 Juli 2015 dan dari Bank Indonesia No. 14/24/DPB1/TPB1-4 tanggal 14 Maret 2012.

55. Additional Information that is Not Required by Indonesian Accounting Standards (continued)

g. Acceptances Receivable And Payable

All Acceptances Receivable and Payable are classified as current as at December 31, 2024 and 2023.

The further disclosures on Acceptances Receivable and Payable are presented in Note 10.

h. Derivative Receivable and Payable

All Derivative Receivable and Payable as of December 31, 2024 and 2023 are classified as current.

The contracts as at December 31, 2024 and 2023, are due on January 2 - January 23, 2025 and January 2 - February 2, 2024, respectively.

The further disclosures on Derivative Receivable And Payable are presented in Note 11.

i. Other Assets

As of December 31, 2024 and 2023, foreclosed assets based on collectibility are as follows:

Management believes that the carrying value of foreclosed assets represents their net realizable values.

The further disclosures on Other assets are presented in Note 15.

j. Marketable Securities Issued

For the purpose of calculating the Capital Adequacy Ratio (CAR), the Subordinated Bond II is included as supplementary capital after the Bank received approval letter from Financial Services Authority No. S-56/PB.31/2015 dated July 7, 2015 and from Bank Indonesia No. 14/24/DPB1/TPB1-4 dated March 14, 2012.

55. Informasi Tambahan yang Tidak Dipersyaratkan Oleh Standar Akuntansi Indonesia (lanjutan)

j. Surat Berharga yang Diterbitkan (lanjutan)

Untuk keperluan perhitungan rasio Kewajiban Penyediaan Modal Minimum (KPMM), Obligasi Subordinasi Berkelanjutan III diperhitungkan sebagai modal pelengkap setelah Bank menerima surat persetujuan dari Otoritas Jasa Keuangan No. S-212/PB.31/2021 tanggal 4 Oktober 2021.

Pengungkapan lebih lanjut pada Surat Berharga yang Diterbitkan diungkapkan pada Catatan 24.

k. Manajemen Risiko

Dalam penerapan manajemen risiko, Bank berpedoman pada Peraturan Otoritas Jasa Keuangan No.18/POJK.03/2016 dan Surat Edaran No. 34/SEOJK.03/2016 tentang Penerapan Manajemen Risiko Bagi Bank Umum serta Peraturan OJK No. 38/POJK.03/2017 tentang Penerapan Manajemen Risiko secara Konsolidasi bagi Bank yang Melakukan Pengendalian terhadap entitas anak.

Profil Risiko

Penilaian profil risiko terdiri dari menjadi penilaian risiko inheren dan penilaian Kualitas Penerapan Manajemen Risiko (KPMR).

Penilaian Risiko Inheren merupakan penilaian atas risiko yang melekat pada kegiatan bisnis Bank, baik yang dapat dikuantifikasikan maupun yang tidak, yang berpotensi memengaruhi posisi keuangan Bank.

Karakteristik risiko inheren Bank ditentukan oleh faktor internal maupun eksternal, antara lain strategi bisnis, karakteristik bisnis, kompleksitas produk dan aktivitas Bank, industri di mana Bank melakukan kegiatan usaha, serta kondisi makroekonomi.

Penilaian atas Risiko Inheren dilakukan dengan memperhatikan parameter/indikator yang bersifat kuantitatif maupun kualitatif. Penetapan tingkat risiko inheren atas masing-masing jenis Risiko mengacu pada prinsip-prinsip umum penilaian Tingkat Kesehatan Bank Umum. Penetapan tingkat risiko inheren untuk masing-masing jenis risiko dikategorikan ke dalam peringkat 1 (*low*), peringkat 2 (*low to moderate*), peringkat 3 (*moderate*), peringkat 4 (*moderate to high*) dan peringkat 5 (*high*).

55. Additional Information that is Not Required by Indonesian Accounting Standards (continued)

j. Marketable Securities Issued (continued)

For the purpose of calculating the Capital Adequacy Ratio (CAR), the Subordinated Bond III is included as supplementary capital after the Bank received approval letter from Financial Services Authority No. S-212/PB.31/2021 dated October 4, 2021.

The further disclosures on Marketable Securities Issued are presented in Note 24.

k. Risk Management

In the implementation of risk management, Bank refers to Financial Services Authority Regulation No.18/POJK.03/2016 and Circular Letter No. 34/ SEOJK.03/2016 concerning the Implementation of Risk Management for Commercial Banks and OJK Regulation No.38/POJK.03/2017 concerning the Implementation of Consolidated Risk Management for Banks that control subsidiaries.

Risk Profile

The risk profile assessment consists of assessment of inherent risk assessment and assessment of the Quality of Risk Management Implementation (QRMI).

Inherent Risk Assessment is an assessment of the risks inherent in the Bank's business activities, both quantifiable and non-quantifiable, that have the potential to affect the Bank's financial position.

The Bank's inherent risk characteristics are determined by internal and external factors, including business strategy, business characteristics, complexity of the Bank's products and activities, the industry in which the Bank conducts business, as well as macroeconomic conditions.

Assessment of Inherent Risk is carried out by taking into account quantitative and qualitative parameters/indicators. The determination of the level of inherent risk for each type of risk refers to the general principles of assessing the Soundness of Commercial Banks. The determination of the level of inherent risk for each type of risk is categorized into rank 1 (low), rank 2 (low to moderate), rank 3 (moderate), rank 4 (moderate to high), and rank 5 (high).

55. Informasi Tambahan yang Tidak Dipersyaratkan Oleh Standar Akuntansi Indonesia (lanjutan)

k. Manajemen Risiko (lanjutan)

Profil Risiko (lanjutan)

Penilaian kualitas Penerapan Manajemen Risiko mencerminkan penilaian terhadap kecukupan sistem pengendalian risiko yang mencakup seluruh pilar penerapan Manajemen Risiko sebagaimana yang diatur dalam ketentuan Otoritas Jasa Keuangan (OJK). Penilaian kualitas penerapan Manajemen Risiko merupakan penilaian terhadap 4 (empat) aspek yang saling berkaitan, yaitu:

1. Tata Kelola Risiko;
2. Kerangka Manajemen Risiko;
3. Proses Manajemen Risiko, Kecukupan Sumber Daya Manusia dan Kecukupan Sistem Informasi Manajemen; dan
4. Kecukupan Sistem Pengendalian Risiko, dengan memperhatikan karakteristik dan kompleksitas usaha Bank.

Dari hasil penilaian laporan profil risiko (*self assessment*) yang disampaikan kepada OJK, untuk posisi Desember 2024, peringkat risiko komposit Bank yaitu Peringkat 2 (*low to moderate*).

Selain menyampaikan laporan profil risiko, Bank juga menyampaikan laporan keuangan grup dengan entitas anak yang dilaporkan secara semesteran sebagai bentuk pemantauan rutin entitas utama terhadap entitas anak.

Risiko Likuiditas

Dalam rangka meningkatkan ketahanan likuiditas, Bank melakukan perhitungan rasio kecukupan likuiditas yaitu *Liquidity Coverage Ratio* (LCR) dan *Net Stable Funding Ratio* (NSFR) dan mengelola Rasio Kecukupan Likuiditas tersebut sesuai ketentuan regulator, baik secara individu (bank saja) maupun konsolidasi dengan perusahaan anak.

Selain itu, Bank juga menghitung rasio Giro Wajib Minimum (GWM) pada Bank Indonesia dan Kas, Penyangga Likuiditas Makroprudensial (PLM) dan Rasio Intermediasi Makroprudensial (RIM).

Terkait dengan POJK No. 50/POJK.03/2017 tentang Kewajiban Pemenuhan Rasio Pendanaan Stabil Bersih (*Net Stable Funding Ratio*) Bagi Bank Umum, Bank menyampaikan laporan NSFR secara triwulanan (individual) ke Otoritas Jasa Keuangan dan mempublikasikan laporan NSFR triwulanan (individual) pada situs web Bank.

55. Additional Information that is Not Required by Indonesian Accounting Standards (continued)

k. Risk Management (continued)

Risk Profile (continued)

Assessment of the quality of Risk Management Implementation reflects an assessment of the adequacy of the risk control system covering all pillars of Risk Management implementation as stipulated in the provisions of the Financial Services Authority (OJK). Assessment of the quality of Risk Management Implementation is an assessment of 4 (four) interrelated aspects, namely:

1. Risk Governance;
2. Risk Management Framework;
3. Risk Management Process, Adequacy of Human Resources and Adequacy of Management Information Systems; and
4. Adequacy of the Risk Control System, taking into account the characteristics and complexity of the Bank's business.

Based on quarterly risk profile report (self assessment) submitted to OJK for June 2024 position, the Bank's composite risk is rated at 2 (low to moderate).

In addition to submitting risk profile reports, the Bank also submits financial group reports with subsidiaries which are reported on a semi-annual basis as a form of routine monitoring of the main entity to subsidiaries.

Liquidity Risk

In order to improve liquidity resilience, Bank calculates liquidity adequacy ratios namely Liquidity Coverage Ratio (LCR) and Net Stable Funding Ratio (NSFR) and manages the Liquidity Adequacy Ratio according to regulatory provisions, both individually (bank only) and consolidated with subsidiary companies.

In addition, the Bank also calculates the Bank's minimum Statutory Reserves (GWM) at Bank Indonesia and Cash, Macroprudential Liquidity Buffer (PLM), and Macroprudential Intermediation Ratio (RIM).

In regard to the regulation of the Financial Services Authority No. 50/POJK.03/2017 concerning the Obligation of Net Stable Funding Ratio for Commercial Banks, the Bank has submitted NSFR report on quarterly (individual) to Financial Services Authority and published NSFR report to Bank's website.

55. Informasi Tambahan yang Tidak Dipersyaratkan Oleh Standar Akuntansi Indonesia (lanjutan)

k. Manajemen Risiko (lanjutan)

Risiko Likuiditas (lanjutan)

Berdasarkan perhitungan, NSFR Bank 31 Desember 2024 adalah sebesar 102,25% (secara individual) dan 101,21% (secara konsolidasi). Atas hal tersebut, Bank telah memenuhi rasio NSFR sesuai ketentuan (> 100%).

Dalam hal ini Bank akan terus melakukan upaya-upaya strategis untuk dapat mempertahankan rasio likuiditas. Beberapa strategi yang telah dan akan terus dilakukan Bank antara lain:

- Meningkatkan DPK terutama DPK yang mempunyai kategori stabil dan mempunyai tenor menengah - jangka panjang.
- Menjaga Kecukupan Aset Likuid Bank.
- Memelihara dan meningkatkan Pendanaan Antar Bank terutama jangka panjang.
- Dukungan sumber pendanaan dari Kookmin sebagai Pemegang Saham Pengendali (PSP).
- Program pemasaran pendanaan yang berfokus pada jangka waktu menengah 6-12 bulan.

l. Pengelolaan Permodalan

Manajemen menggunakan rasio permodalan yang diwajibkan regulator untuk memantau permodalan Bank. Pendekatan OJK untuk pengukuran tersebut terutama berdasarkan pengawasan atas hubungan antara kecukupan modal dengan ketersediaan modal.

Bank telah melakukan perhitungan kecukupan modal berdasarkan Peraturan OJK yang berlaku, dimana modal yang dimiliki diklasifikasikan dalam 2 (dua) Tier yaitu Modal Tier 1 dan Modal Tier 2.

Bank tidak memiliki modal tambahan yang memenuhi kriteria Modal Tier 3 sesuai dengan Peraturan OJK yang berlaku.

Perhitungan Kewajiban Penyediaan Modal Minimum (KPMM) Bank pada 31 Desember 2024 dan 2023, sesuai dengan Peraturan Otoritas Jasa Keuangan adalah sebagai berikut:

55. Additional Information that is Not Required by Indonesian Accounting Standards (continued)

k. Risk Management (continued)

Liquidity Risk (continued)

Based on the calculation, NSFR for December 31, 2024 is 102.25% (individual) and 101.21% (consolidated). For this reason, the Bank has already fulfilled the NSFR ratio in accordance with the provisions (> 100%).

In this regard, the Bank will continue to make strategic efforts to be able to maintain the liquidity ratio. Some of the strategies that have been and will continue to be carried out by the Bank include:

- Increasing TPF, especially TPF which has a stable category and has a medium - long term tenor.
- Maintaining the adequacy of Liquid Assets.
- Maintaining and enhancing Interbank Funding especially long-term maturity.
- Supporting funding sources from Kookmin as Controlling Shareholder (PSP).
- Funding marketing programs focused on a medium term of 6-12 months.

l. Capital Management

Management use regulatory capital ratios in order to monitor its capital. OJK`s approach to such measurement is primarily based on monitoring the relationship of the capital adequacy to availability of capital resources.

The Bank has calculated its capital adequacy requirements using the prevailing OJK regulation, where the regulatory capital is classified into 2 (two) tiers, Tier 1 Capital and Tier 2 Capital.

The Bank does not have any other supplementary capital which meets the criteria of Tier 3 Capital under prevailing OJK regulation.

The Capital Adequacy Ratio (CAR) calculations for the Bank only as at December 31, 2024 and 2023, in accordance with the prevailing Financial Services Authority Regulations are as follow:

	2024		2023		
	Entitas Induk/ *Parent Only*	**Konsolidasi/ *Consolidated***	**Entitas Induk/ *Parent Only***	**Konsolidasi *Consolidated***	
Modal					**Capital**
Tier I	3.410.320	5.401.052	7.847.606	9.813.056	Tier I
Tier II	3.410.320	4.099.247	4.317.559	4.392.073	Tier II
Jumlah Modal	6.820.640	9.500.299	12.165.165	14.205.129	Total Capital

55. Informasi Tambahan yang Tidak Dipersyaratkan Oleh Standar Akuntansi Indonesia (lanjutan)

l. Pengelolaan Permodalan (lanjutan)

55. Additional Information that is Not Required by Indonesian Accounting Standards (continued)

l. Capital Management (continued)

	2024		2023		
	Entitas Induk/ *Parent Only*	Konsolidasi/ *Consolidated*	Entitas Induk/ *Parent Only*	Konsolidasi *Consolidated*	
Aktiva Tertimbang Menurut Risiko untuk Risiko Kredit	39.598.647	45.189.096	42.683.771	48.289.880	Risk Weighted Assets for Credit Risk
Aktiva Tertimbang Menurut Risiko untuk Risiko Operasional	1.771.508	1.987.358	2.098.314	2.344.395	Risk Weighted Assets for Operational Risk
Aktiva Tertimbang Menurut Risiko untuk Risiko Pasar	268.195	268.195	197.195	197.195	Risk Weighted Assets for Market Risk
Rasio Tier 1	8,19%	11,38%	17,45%	19,31%	Tier 1 Ratio
Rasio Tier 2	8,19%	8,64%	9,60%	8,64%	Tier 2 Ratio
Total KPMM	16,38%	20,02%	27,05%	27,95%	Total CAR
Rasio Kewajiban Penyediaan Modal Minimum yang diwajibkan	9 - <10%	9 - <10%	9 - <10%	9 - <10%	Minimum Capital Adequacy Ratio required
Capital conservation buffer	2,50%	2,50%	2,50%	2,50%	Capital conservation buffer
Countercyclical buffer	0,00%	0,00%	0,00%	0,00%	Countercyclical buffer
Capital surcharge untuk bank sistemik	0,00%	0,00%	0,00%	0,00%	Capital surcharge for systemic bank

Bank mematuhi semua persyaratan modal yang ditetapkan oleh pihak eksternal sepanjang periode pelaporan, khususnya berkenaan dengan perhitungan Kewajiban Penyediaan Modal Minimum (KPMM) dan Aktiva Tertimbang Menurut Risiko (ATMR).

Berdasarkan POJK No.34/POJK.03/2016 tanggal 22 September 2016 tentang Kewajiban Penyediaan Modal Minimum, Bank wajib membentuk tambahan modal sebagai penyangga (*buffer*), sebagai berikut:

a. *Capital Conservation Buffer* adalah tambahan modal yang berfungsi sebagai penyangga *(buffer)* apabila terjadi kerugian pada periode krisis;
b. *Countercyclical Buffer* adalah tambahan modal yang berfungsi untuk mengantisipasi kerugian apabila terjadi pertumbuhan kredit perbankan yang berlebihan sehingga berpotensi mengganggu stabilitas sistem keuangan;
c. *Capital Surcharge* untuk *Domestic Systemically Important Bank* (D-SIB) adalah tambahan modal yang berfungsi untuk mengurangi dampak negatif terhadap stabilitas sistem keuangan dan perekonomian apabila terjadi kegagalan Bank yang berdampak sistemik melalui peningkatan kemampuan Bank dalam menyerap kerugian.

The Bank has complied with all externally imposed capital requirements throughout the reporting period, particularly regarding Capital Adequacy Ratio (CAR) and calculation of Risk Weighted Assets (RWA).

Based on POJK No.34/POJK.03/2016 dated September 22, 2016 concerning Capital Adequacy Ratio, the Bank is required to establish additional capital as a buffer, as follows:

a. Capital Conservation Buffer is an additional capital which serves as a buffer in the event of a loss in the period of crisis;
b. Countercyclical Buffer is an additional capital which serves to anticipated losses in the event of excessive credit growth and thus potentially disrupt the stability of the financial system;
c. Capital Surcharge for Domestic Systemically Important Banks (D-SIB) is an additional capital which serves to reduce the negative impact on the stability of the financial system and economy in the event of Bank failure which has systemic effect through an increase in the Bank's ability to absorb losses.

55. Informasi Tambahan yang Tidak Dipersyaratkan Oleh Standar Akuntansi Indonesia (lanjutan)

I. Pengelolaan Permodalan (lanjutan)

Tambahan modal sebagai penyangga (*buffer*) yang wajib dibentuk oleh Bank adalah:

a. *Capital Conservation Buffer* sebesar 2,5% dari ATMR untuk Bank yang tergolong dalam Kelompok Bank berdasarkan Modal Inti KBMI 2 atau KBMI 3 yang pemenuhannya secara bertahap:
   - 0,625% dari ATMR mulai 1 Januari 2016;
   - 1,25% dari ATMR mulai 1 Januari 2017;
   - 1,875% dari ATMR mulai 1 Januari 2018;
   - 2,5% dari ATMR mulai 1 Januari 2019.

b. *Countercyclical Buffer* sebesar 0% (nol persen) sampai dengan 2,5% (dua koma lima persen) dari ATMR bagi seluruh Bank.

c. *Capital Surcharge* untuk D-SIB sebesar 1% (satu persen) sampai dengan 2,5% (dua koma lima persen) dari ATMR Bank yang berdampak sistemik.

Pemenuhan modal sebagai penyangga (*buffer*) harus dipenuhi dengan menggunakan komponen modal inti utama (*Common Equity Tier* 1).

Berdasarkan PBI No. 17/22/PBI/2015 tanggal 23 Desember 2015 tentang Kewajiban Pembentukan *Countercyclical Buffer* (CCB) ditetapkan bahwa besaran CCB yang ditetapkan oleh Bank Indonesia untuk pertama kali, yaitu mulai 1 Januari 2016 adalah sebesar 0% dan berlaku untuk seluruh bank, baik bank umum konvensional dan bank umum syariah, termasuk kantor cabang dari bank yang berkedudukan di luar negeri.

Sasaran utama atas kebijakan pengelolaan permodalan yang dilakukan oleh Bank adalah untuk mematuhi ketentuan permodalan eksternal yang berlaku dan untuk mempertahankan rasio permodalan yang sehat agar dapat mendukung usaha dan memaksimalkan nilai bagi pemegang saham.

Evaluasi terhadap besaran CCB akan dilakukan secara berkala, yaitu paling kurang 1 kali dalam 6 bulan. Dalam hal berdasarkan hasil evaluasi ditetapkan bahwa besaran CCB tidak berubah maka Bank Indonesia akan mengeluarkan pengumuman di website Bank Indonesia dan apabila ditetapkan ada perubahan, maka Bank Indonesia akan menerbitkan Surat Edaran mengenai perubahan tersebut.

55. Additional Information that is Not Required by Indonesian Accounting Standards (continued)

I. Capital Management (continued)

Additional capital as a buffer that shall be established by the Bank are:

a. Capital Conservation Buffer amounting to 2.5% of RWA to the Bank classified to KBMI 2 or KBMI 3 whose fulfillment gradually:
   - 0.625% from RWA since January 1, 2016;
   - 1.25% from RWA since January 1, 2017;
   - 1.875% from RWA since January 1, 2018;
   - 2.5% from RWA since January 1, 2019.

b. Countercyclical Buffer in the amount of 0% (zero percent) up to 2.5% (two point five percent) from RWA for the whole Bank.

c. Capital Surcharge for D-SIB in the amount of 1% (one percent) to 2.5% (two point five percent) from RWA of Banks with systemic impact.

Fulfillment of capital as a buffer should be met by using components of common equity Tier 1.

Based on PBI No. 17/22/PBI/2015 dated December 23, 2015 concerning the Establishment of Countercyclical Buffer Obligation stipulated that the amount of CCB set by Bank Indonesia for the first time, starting January 1, 2016 amounted to 0% and applying to all banks, both conventional commercial bank and islamic banks, including branches of banks domiciled abroad.

The primary objectives of the Bank's capital management policy are to ensure that the Bank complies with externally imposed capital requirements and that the Bank maintains healthy capital ratios in order to support its business and to maximize shareholder value.

The evaluation of the amount of CCB would be done regularly, i.e at least 1 time within 6 months. In the case that based on the evaluation determined where the magnitude of the CCB does not change, then Bank Indonesia will issue an announcement on the website of Bank Indonesia and, if specified changes, then Bank Indonesia will issue a Circular Letter regarding such change.

55. Informasi Tambahan yang Tidak Dipersyaratkan Oleh Standar Akuntansi Indonesia (lanjutan)

I. Pengelolaan Permodalan (lanjutan)

Berdasarkan POJK No. 46/POJK.03/2015 tanggal 23 Desember 2015 tentang Penetapan *Systemically Important Bank* dan *Capital Surcharge*, ditetapkan bahwa Otoritas Jasa Keuangan berkoordinasi dengan Bank Indonesia akan menetapkan SIB dan *Capital Surcharge* untuk SIB. Bank yang ditetapkan sebagai SIB wajib membentuk *Capital Surcharge* untuk SIB.

Penetapan SIB dan *Capital Surcharge* untuk SIB dilakukan secara semesteran setiap tahun pada:

a. Bulan Maret dengan menggunakan data pada bulan Desember tahun sebelumnya; dan
b. Bulan September dengan menggunakan data posisi bulan Juni tahun sebelumnya.

Otoritas Jasa Keuangan (OJK) menetapkan *Capital Surcharge* untuk SIB dalam 5 kelompok bucket:

a. 1% dari ATMR bagi SIB yang digolongkan dalam kelompok *bucket* 1;
b. 1,5% dari ATMR bagi SIB yang digolongkan dalam kelompok *bucket* 2;
c. 2% dari ATMR bagi SIB yang digolongkan dalam kelompok *bucket* 3;
d. 2,5% dari ATMR bagi SIB yang digolongkan dalam kelompok *bucket* 4;
e. 3,5% dari ATMR bagi SIB yang digolongkan dalam kelompok *bucket* 5.

Untuk pertama kali, OJK akan menetapkan SIB dalam 4 kelompok dimana pemenuhannya dilakukan secara bertahap:

1. SIB bagi kelompok *(bucket)* 1 sebesar:
   a. 0,25% dari ATMR sejak tanggal 1 Januari 2016;
   b. 0,5% dari ATMR sejak tanggal 1 Januari 2017;
   c. 0,75% dari ATMR sejak tanggal 1 Januari 2018;
   d. 1% dari ATMR sejak tanggal 1 Januari 2019.

2. SIB bagi kelompok *(bucket)* 2 sebesar:
   a. 0,375% dari ATMR sejak tanggal 1 Januari 2016;
   b. 0,75% dari ATMR sejak tanggal 1 Januari 2017;
   c. 1,125% dari ATMR sejak tanggal 1 Januari 2018;
   d. 1,5% dari ATMR sejak tanggal 1 Januari 2019.

55. Additional Information that is Not Required by Indonesian Accounting Standards (continued)

I. Capital Management (continued)

According to POJK No. 46/POJK.03/2015 dated December 23, 2015 concerning the Stipulation of Systemically Important Banks and Capital Surcharge, the Financial Services Authority in coordination with Bank Indonesia will set SIB and Capital Surcharge for SIB. A Bank defined as SIB is required to establish Capital Surcharge.

The determination of SIB and Capital Surcharge for SIB is conducted biannually on:

a. March using data in December of the previous year; and

b. September using data in June of the previous year.

Financial Services Authority (OJK) establishes Capital Surcharge for SIB in 5 Banks of bucket:

a. 1% from RWA for SIB, which classified as bucket 1;
b. 1.5% from RWA for SIB, which classified as bucket 2;
c. 2% from RWA for SIB, which classified as bucket 3;
d. 2.5% from RWA for SIB, which classified as bucket 4;
e. 3.5% from RWA for SIB, which classified as bucket 5.

For the first time, the FSA will set the SIB into 4 buckets in which fulfillment is done gradually:

1. SIB for bucket 1 amounted to:
   a. 0.25% from RWA since January 1, 2016;
   b. 0.5% from RWA since January 1, 2017;
   c. 0.75% from RWA since January 1, 2018;
   d. 1% from RWA since January 1, 2019.

2. SIB for bucket 2 amounted to:
   a. 0.375% from RWA since January 1, 2016;
   b. 0.75% from RWA since January 1, 2017;
   c. 1.125% from RWA since January 1, 2018;
   d. 1.5% from RWA since January 1, 2019.

55. Informasi Tambahan yang Tidak Dipersyaratkan Oleh Standar Akuntansi Indonesia (lanjutan)

l. Pengelolaan Permodalan (lanjutan)

3. SIB bagi kelompok *(bucket)* 3 sebesar:
   a. 0,5% dari ATMR sejak tanggal 1 Januari 2016;
   b. 1% dari ATMR sejak tanggal 1 Januari 2017;
   c. 1,5% dari ATMR sejak tanggal 1 Januari 2018;
   d. 2% dari ATMR sejak tanggal 1 Januari 2019.

4. SIB bagi kelompok *(bucket)* 4 sebesar:
   a. 0,625% dari ATMR sejak tanggal 1 Januari 2016;
   b. 1,25% dari ATMR sejak tanggal 1 Januari 2017;
   c. 1,875% dari ATMR sejak tanggal 1 Januari 2018;
   d. 2,5% dari ATMR sejak tanggal 1 Januari 2019.

m. Posisi Devisa Neto

Perhitungan Posisi Devisa Neto Bank berdasarkan pada Peraturan Bank Indonesia No. 17/5/PBI/2015 tanggal 29 Mei 2015. Berdasarkan peraturan tersebut, Bank hanya diwajibkan untuk menjaga posisi devisa neto secara keseluruhan maksimum 20% dari total modal.

Tabel berikut mengindikasikan posisi aset dan liabilitas moneter dalam mata uang asing yang tidak untuk diperdagangkan pada tanggal 31 Desember 2024 dan 2023, dimana Bank memiliki eksposur signifikan terhadap arus kas masa depan. Analisa tersebut menghitung dampak pergerakan nilai tukar wajar yang mungkin terjadi terhadap Rupiah, dengan seluruh variabel dianggap konstan, terhadap laba rugi (akibat perubahan nilai wajar aset dan liabilitas moneter yang tidak untuk diperdagangkan yang sensitif terhadap nilai tukar) (tidak diaudit).

55. Additional Information that is Not Required by Indonesian Accounting Standards (continued)

l. Capital Management (continued)

3. SIB for bucket 3 amounted to:
   a. 0.5% from RWA since January 1, 2016;
   b. 1% from RWA since January 1, 2017;
   c. 1.5% from RWA since January 1, 2018;
   d. 2% from RWA since January 1, 2019.

4. SIB for bucket 4 amounted to:
   a. 0.625% from RWA since January 1, 2016;
   b. 1.25% from RWA since January 1, 2017;
   c. 1.875% from RWA since January 1, 2018;
   d. 2.5% from RWA since January 1, 2019.

m. Net Open Position

The calculation for the Net Open Position is based on Bank Indonesia Regulation No. 17/5/PBI/2015 dated May 29, 2015. According to the regulation, Bank only required to maintain the overall net open position at a maximum of 20% from total capital.

The table below indicates the foreign currencies position of non-trading monetary in assets and liabilities as at December 31, 2024 and 2023, where the Bank has significant exposure against its forecast cash flows. The analysis calculates the effect of a reasonably possible movement of the currency rate against the Indonesian Rupiah, with all variables held constant, on the profit or loss (due to change in the fair value of currency sensitive non-trading monetary assets and liabilities) (unaudited).

	31 Desember/*December 31*, 2024			
	Kenaikan (penurunan) dalam nilai tukar/ *Increase (decrease) in exchange rate*	**Sensitivitas terhadap laporan laba rugi/ *Sensitivity in profit or loss***	**Sensitivitas terhadap ekuitas/ *Sensitivity in equity***	
Mata uang				**Currency**
Dolar Amerika Serikat	10/10	(3,29)/3.29	-	United States Dollar
Euro Eropa	10/10	0,15/(0.15)	-	European Euro
Dolar Australia	10/10	7,65/(7.65)	-	Australian Dollar
Yen Jepang	10/10	(3,67)/3.67	-	Japanese Yen
Dolar Hong Kong	10/10	0,82/(0.82)	-	Hong Kong Dollar
Dolar Singapura	10/10	53,14/(53.14)	-	Singapore Dollar
Poundsterling Inggris	10/10	15,64/(15.64)	-	Great Britain Poundsterling
Won Korea	10/10	1,44/(1.44)	-	Korean Won
Yuan China	10/10	1,38/(1.38)	-	Chinese Yuan

55. Informasi Tambahan yang Tidak Dipersyaratkan Oleh Standar Akuntansi Indonesia (lanjutan)

55. Additional Information that is Not Required by Indonesian Accounting Standards (continued)

m. Posisi Devisa Neto (lanjutan)

m. Net Open Position (continued)

31 Desember/*December 31*, 2023

	Kenaikan (penurunan) dalam nilai tukar/ *Increase (decrease) in exchange rate*	Sensitivitas terhadap laporan laba rugi/ *Sensitivity in profit or loss*	Sensitivitas terhadap ekuitas/ *Sensitivity in equity*	
Mata uang				**Currency**
Dolar Amerika Serikat	10/(10)	(89,69)/89.69	-	United States Dollar
Euro Eropa	10/(10)	(1,65)/1.65	-	European Euro
Dolar Australia	10/(10)	6,30/(6.30)	-	Australian Dollar
Yen Jepang	10/(10)	(29,37)/29.34	-	Japanese Yen
Dolar Hong Kong	10/(10)	9,77/(9.77)	-	Hong Kong Dollar
Dolar Singapura	10/(10)	47,01/(47.01)	-	Singapore Dollar
Poundsterling Inggris	10/(10)	6,83/(6.83)	-	Great Britain Poundsterling
Won Korea	10/(10)	2,22/(2.22)	-	Korean Won
Yuan China	10/(10)	4,31/(4.31)	-	Chinese Yuan

Rasio Posisi Devisa Neto secara keseluruhan adalah penjumlahan nilai absolut dari selisih bersih antara aset dan liabilitas dalam mata uang asing dan selisih bersih dari tagihan dan liabilitas komitmen dan kontinjensi, yang dicatat dalam akun administratif yang didenominasi dalam setiap mata uang asing, yang dinyatakan dalam Rupiah.

The overall Net Open Position ratio is the sum of absolute values of the net difference between assets and liabilities denominated in each foreign currency and the net difference of receivables and payables of both commitments and contingencies recorded in the administrative accounts denominated in each foreign currency, which are stated in Rupiah.

Posisi Devisa Neto Bank pada tanggal 31 Desember 2024 dan 2023, adalah sebagai berikut:

Net Open Positions for the Bank as at December 31, 2024 and 2023 are as follows:

31 Desember/*December 31,* 2024

	Aset/ *Assets*	Liabilitas/ *Liabilities*	Nilai Neto/ *Net Value*	
Mata uang				**Currency**
Keseluruhan (Laporan Posisi Keuangan dan Rekening Administratif)				**Overall (Statement of Financial Position and Off-Balance Sheet)**
Dolar Amerika Serikat	28.272.517	28.182.732	89.785	United States Dollar
Yen Jepang	88.091	91.761	3.670	Japanese Yen
Euro Eropa	10.687	10.540	147	European Euro
Dolar Australia	10.713	3.059	7.654	Australian Dollar
Poundsterling Inggris	15.701	61	15.640	Great Britain Poundsterling
Dolar Singapura	69.441	16.303	53.138	Singapore Dollar
Lain-lain*)	85.972	82.340	3.632	Others*)
	28.553.122	28.386.796	173.666	
Total Modal			7.058.534	**Total Capital**
Rasio Posisi Devisa Neto (Keseluruhan)			**2,46**	**Net Open Position Ratio (Overall)**

55. Informasi Tambahan yang Tidak Dipersyaratkan Oleh Standar Akuntansi Indonesia (lanjutan)

55. Additional Information that is Not Required by Indonesian Accounting Standards (continued)

m. Posisi Devisa Neto (lanjutan)

m. Net Open Position (continued)

	31 Desember/*December 31,* 2023			
	Aset/ *Assets*	Liabilitas/ *Liabilities*	Nilai Neto/ *Net Value*	
Mata uang				**Currency**
Keseluruhan (Laporan Posisi Keuangan dan Rekening Administratif)				**Overall (Statement of Financial Position and Off-Balance Sheet)**
Dolar Amerika Serikat	15.069.997	15.159.688	89.691	United States Dollar
Yen Jepang	3.851	33.225	29.374	Japanese Yen
Euro Eropa	13.960	15.610	1.650	European Euro
Dolar Australia	9.475	3.179	6.296	Australian Dollar
Poundsterling Inggris	7.177	349	6.828	Great Britain Poundsterling
Dolar Singapura	49.788	2.781	47.007	Singapore Dollar
Lain-lain	28.966	12.661	16.305	Others
	15.183.214	15.227.493	197.151	
Total Modal			14.205.129	**Total Capital**
Rasio Posisi Devisa Neto (Keseluruhan)			**1,39**	**Net Open Position Ratio (Overall)**

n. Informasi Tambahan

Pada tanggal 31 Desember 2024 dan 2023, informasi tambahan untuk Bank sesuai Peraturan Otoritas Jasa Keuangan.

n. Additional Information

As at December 31, 2024 and 2023, additional information regarding the Bank in accordance with Financial Services Authority Regulation.

	2024	2023	
Rasio aset produktif bermasalah terhadap total aset produktif	3,00%	6,37%	Non-performing assets to total earning assets ratio
Rasio kredit terhadap dana pihak ketiga	103,26%	113,18%	Loans to third party fund ratio
Rasio total beban operasional terhadap total pendapatan operasional	192,58%	223,28%	Total operating expenses to total operating income ratio
Rasio kredit kepada Usaha Mikro Kecil (UMK) terhadap total kredit yang diberikan	36,34%	46,92%	Small micro business loans to total loans ratio

Sesuai dengan peraturan POJK No. 38/ POJK.03/2019 tentang Perubahan atas POJK No. 32/POJK.03/2018 tentang Batas Maksimum Pemberian Kredit dan Penyediaan Dana Besar Bagi Bank Umum, batas maksimum penyediaan dana kepada pihak terkait, satu peminjam yang bukan pihak terkait dan satu kelompok peminjam yang bukan pihak terkait masing-masing tidak melebihi 10%, 20%, dan 25% dari modal Bank.

According to OJK regulation No. 38/POJK.03/ 2019 related to the Changes of POJK No. 32/ POJK.03/2018 related to Legal Lending Limit and Provision of Large Funds for Commercial Banks, the maximum lending limit to related parties, one non-related party debtor, and one non-related party group of debtors shall not exceed 10%, 20%, and 25% of the Bank's capital, respectively.

Pada tanggal 31 Desember 2024 terdapat pelampauan BMPK akibat dari penurunan Modal Inti yang dialami oleh Bank. Pelampauan BMPK ini telah dibuatkan rencana penyelesaian yang jatuh tempo 30 Juni 2025.

As at December 31, 2024 there is an excess of the LLL due to an impact of the declining Core Capital experienced by the Bank. The action plan has been made for this excess or the LLL which will due on June 30, 2025.

56. Tanggung Jawab dan Otorisasi Penerbitan Laporan Keuangan Konsolidasian

Manajemen Bank bertanggung jawab atas penyusunan dan penyajian laporan keuangan konsolidasian yang diotorisasi Direksi untuk terbit pada tanggal 12 Maret 2025.

56. Responsibilities and Authorized Issuance of Consolidated Financial Statements

Management of the Bank is responsible for the preparation and presentation of the consolidated financial statements that are authorized by Directors for issuance on March 12, 2025.

PT BANK KB BUKOPIN TBK
(ENTITAS INDUK SAJA)
Laporan Posisi Keuangan
Tanggal 31 Desember 2024
(Angka-angka disajikan dalam jutaan Rupiah, Kecuali dinyatakan lain)

PT BANK KB BUKOPIN TBK
(PARENT ONLY)
Statements Of Financial Position
As at December 31, 2024
(Figures are presented in million Rupiah unless otherwise stated)

	2024	2023	
ASET			**ASSETS**
Kas	330.502	254.501	Cash
Giro pada Bank Indonesia	2.301.999	2.655.765	Current accounts with Bank Indonesia
Giro pada bank lain	428.273	367.341	Current accounts with other banks
Penempatan pada Bank Indonesia dan bank lain	1.594.828	738.617	Placements with Bank Indonesia and other banks
Surat-surat berharga:			Marketable securities:
Diukur pada nilai wajar melalui laba rugi	7.417.653	5.322.930	Fair value through profit and loss
Diukur pada nilai wajar melalui penghasilan komprehensif lain	4.506.470	3.477.939	Fair value through other comprehensive income
Diukur pada biaya perolehan amortisasi	9.183.228	8.808.097	Measured at amortized cost
	21.107.351	17.608.966	
Dikurangi: Cadangan kerugian penurunan nilai	(280)	(109)	Less: Allowance for impairment losses
Surat-surat berharga - neto	21.107.071	17.608.857	Marketable securities - net
Tagihan Surat-surat berharga yang dibeli dengan janji dijual kembali - neto	-	2.572.152	Marketable securities receivable purchased with agreements to resell - net
Tagihan derivatif	12.054	3.040	Derivative receivables
Kredit yang diberikan	41.456.215	44.183.228	Loans
Dikurangi: Cadangan kerugian penurunan nilai	(2.746.625)	(3.353.299)	Less: Allowance for impairment losses
Kredit yang diberikan - neto	38.709.590	40.829.929	Loans - net
Tagihan akseptasi	84.279	132.577	Acceptances receivables
Dikurangi: Cadangan kerugian penurunan nilai	(1.200)	(1.613)	Less: Allowance for impairment losses
Tagihan akseptasi - neto	83.079	130.964	Acceptances receivables - net
Penyertaan saham	1.284.371	2.313.180	Investments in shares
Dikurangi:			Less:
Akumulasi amortisasi dan penurunan nilai goodwill	(106.229)	(106.229)	Accumulated amortization and impairment losses of goodwill
Penyertaan saham - neto	1.178.142	2.206.951	Investments in shares - net
Aset tetap	4.457.237	4.322.260	Fixed assets
Dikurangi: Akumulasi penyusutan	(1.340.634)	(1.300.473)	Less: Accumulated depreciation
Aset tetap - neto	3.116.603	3.021.787	Fixed assets - net
Aset pajak tangguhan - neto	1.150.806	2.558.816	Deferred tax assets - net
Aset tak berwujud	338.304	338.304	Intangible assets
Dikurangi: Akumulasi amortisasi	(257.651)	(243.063)	Less: Accumulated amortization
Aset tak berwujud - neto	80.653	95.241	Intangible assets - net
Aset lain-lain - neto	5.364.749	5.798.633	Other assets - net
TOTAL ASET	**75.458.349**	**78.842.594**	**TOTAL ASSETS**

PT BANK KB BUKOPIN TBK
(ENTITAS INDUK SAJA)
Laporan Posisi Keuangan (lanjutan)
Tanggal 31 Desember 2024
(Angka-angka disajikan dalam jutaan Rupiah, Kecuali dinyatakan lain)

PT BANK KB BUKOPIN TBK
(PARENT ONLY)
Statements Of Financial Position (continued)
As at December 31, 2024
(Figures are presented in million Rupiah unless otherwise stated)

	2024	2023	
LIABILITAS DAN EKUITAS			**LIABILITIES AND EQUITY**
LIABILITAS			**LIABILITIES**
Liabilitas segera	394.431	430.154	Liabilities immediately payable
Simpanan nasabah	40.147.845	39.036.634	Deposits from customers
Simpanan dari bank lain	2.826.678	7.761.176	Deposits from other banks
Surat-surat berharga yang dijual dengan janji dibeli kembali – neto	3.229.437	-	Marketable securities sold with agreements to repurchase - net
Liabilitas derivatif	3.641	808	Derivative payables
Liabilitas akseptasi	84.279	132.577	Acceptances payables
Pinjaman yang diterima	13.775.967	11.654.712	Borrowings
Surat berharga yang diterbitkan	5.790.158	3.397.588	Subordinated bond
Utang pajak	55.232	59.039	Taxes payables
Liabilitas lain-lain	1.586.802	1.607.185	Other liabilities
TOTAL LIABILITAS	**67.894.470**	**64.079.873**	**TOTAL LIABILITIES**
EKUITAS			**EQUITY**
Modal saham			Share capital
Saham biasa kelas A - nilai nominal Rp10.000 (nilai penuh)			Common A shares - Rp10,000 (full amount) par value
Saham biasa kelas B - nilai nominal Rp100 (nilai penuh)			Common B shares - Rp100 (full amount) par value
Modal dasar			Authorized capital
Saham biasa kelas A - 21.337.978 saham			Common A shares - 21,337,978 shares
Saham biasa kelas B - 207.866.202.200 saham			Common B shares - 207,866,202,200 shares
Modal ditempatkan dan disetor penuh			Issued and fully paid capital
Saham biasa kelas A - 21.337.978 saham			Common A shares - 21,337,978 shares
Saham biasa kelas B - 187.866.201.892 saham per 31 Desember 2024 dan 2023	19.000.000	19.000.000	Common B shares - 187,866,201,892 shares as at December 31, 2024 and 2023
Tambahan modal disetor	8.225.767	8.225.767	Additional paid-in capital
Surplus revaluasi aset	1.769.377	1.557.366	Asset revaluation surplus
Keuntungan (kerugian) yang belum direalisasi atas surat-surat berharga dalam kelompok nilai wajar melalui penghasilan komprehensif lain	(14.149)	7.563	Unrealized gain (loss) on fair value through other comprehensive income marketable securities
Akumulasi rugi	(21.417.116)	(14.027.975)	Accumulated deficit
TOTAL EKUITAS	**7.563.879**	**14.762.721**	**TOTAL EQUITY**
TOTAL LIABILITAS DAN EKUITAS	**75.458.349**	**78.842.594**	**TOTAL LIABILITIES AND EQUITY**

Lampiran 2 **Attachment 2**

PT BANK KB BUKOPIN TBK
(ENTITAS INDUK SAJA)
Laporan Laba Rugi Dan Penghasilan Komprehensif
Untuk Tahun yang Berakhir pada Tanggal 31 Desember 2024
(Angka-angka disajikan dalam jutaan Rupiah, Kecuali dinyatakan lain)

PT BANK KB BUKOPIN TBK
(PARENT ONLY)
Statements Of Profit Or Loss Comprehensive Income
For the Year Ended December 31, 2024
(Figures are presented in million Rupiah unless otherwise stated)

	2024	2023	
PENDAPATAN DAN BEBAN OPERASIONAL			**INCOME AND EXPENSES FROM OPERATIONS**
Pendapatan bunga	4.877.943	4.347.708	Interest income
Beban bunga	(3.969.035)	(3.738.512)	Interest expense
Pendapatan bunga - neto	908.908	609.196	Interest income - net
Pendapatan operasional lainnya			Other operating income
Provisi dan komisi lainnya	201.432	310.805	Other fees and commissions
Keuntungan (kerugian) atas penjualan surat-surat berharga - neto	1.603	(8.899)	Gain (loss) on sale of marketable securities - net
Keuntungan selisih kurs - neto	40.476	29.265	Gain on foreign exchange - net
Lain-lain	92.519	98.562	Others
Total pendapatan operasional lainnya	336.030	429.733	Total other operating income
Pembentukan cadangan kerugian penurunan nilai atas aset keuangan – neto	(3.459.589)	(4.979.817)	Provision allowance for impairment losses on financial assets - net
Pemulihan cadangan kerugian atas komitmen dan kontinjensi – bersih	5.385	1.999	Recovery of allowance for Commitments and Contingencies -net
Beban penyisihan kerugian penurunan nilai atas aset non-keuangan - neto	(793.671)	(268.218)	Provision for allowance for impairment losses non-financial assets - net
Keuntungan (kerugian) dari perubahan nilai wajar aset keuangan	(23.246)	155.384	Gain (loss) from in fair value of financial assets
Keuntungan transaksi mata uang asing - neto	6.180	5.235	Gain from foreign exchange transactions - net
Umum dan administrasi	(1.017.559)	(1.248.594)	General and administrative
Gaji dan tunjangan karyawan	(708.339)	(706.147)	Salaries and employee benefits
Premi program penjaminan pemerintah	(70.560)	(86.843)	Premium on government guarantee program
Total beban operasional lainnya	(1.796.458)	(2.041.584)	Total operational expenses
RUGI OPERASIONAL	**(4.816.461)**	**(6.088.072)**	**LOSS FROM OPERATIONS**
BEBAN NON-OPERASIONAL - NETO	**(1.145.291)**	**(125.498)**	**NON-OPERATING LOSS - NET**
RUGI SEBELUM BEBAN PAJAK PENGHASILAN	**(5.961.752)**	**(6.213.570)**	**LOSS BEFORE INCOME TAX EXPENSE**
MANFAAT (BEBAN) PAJAK PENGHASILAN			**INCOME TAX BENEFIT (EXPENSE)**
Tangguhan	(1.417.050)	702.789	Deferred
RUGI TAHUN BERJALAN	**(7.378.802)**	**(5.510.781)**	**LOSS FOR THE YEAR**

PT BANK KB BUKOPIN TBK
(ENTITAS INDUK SAJA)
Laporan Laba Rugi Dan Penghasilan Komprehensif (lanjutan)
Untuk Tahun yang Berakhir pada Tanggal-tanggal 31 Desember 2024 dan (Angka-angka disajikan dalam jutaan Rupiah, Kecuali dinyatakan lain)

PT BANK KB BUKOPIN TBK
(PARENT ONLY)
Statements Of Profit Or Loss Comprehensive Income (continued)
For the Years Ended December 31, 2024 and 2023 (Figures are presented in million Rupiah unless otherwise stated)

	2024	2023	
PENGHASILAN KOMPREHENSIF LAIN:			**OTHER COMPREHENSIVE INCOME:**
Pos-pos yang tidak akan direklasifikasi ke laba rugi:			Items that will not be reclassified to profit or loss:
Pengukuran kembali kerugian atas program imbalan pasti	(13.255)	6.432	Remeasurement loss on defined benefit
Perubahan surplus revaluasi aset	212.011	(1.756)	Changes in asset revaluation surplus
Pajak penghasilan terkait pos-pos yang tidak akan direklasifikasi ke laba rugi	2.916	(1.415)	Income tax related to items that not be reclasified to profit or loss
Pos-pos yang akan direklasifikasi: ke laba rugi:			Items that may be reclassified subsequently to profit or loss:
Perubahan nilai wajar surat-surat berharga dalam nilai wajar melalui penghasilan komprehensif lain	(27.836)	6.330	Changes in fair value of fair value through other comprehensive income marketable securities
Pajak penghasilan terkait pos-pos yang akan direklasifikasi ke laba rugi	6.124	(1.392)	Income tax related to items that will be reclasified to profit or loss
Total penghasilan komprehensif lain - neto	179.960	8.199	Total other comprehensive income - net
Total rugi komprehensif tahun berjalan	(7.198.842)	(5.502.582)	Total comprehensive loss for the year
RUGI PER SAHAM			**LOSS PER SHARE**
Dasar/dilusian (nilai penuh)	(39)	(56)	Basic/diluted (full amount)

PT BANK KB BUKOPIN TBK (ENTITAS INDUK SAJA)
Laporan Perubahan Ekuitas
Untuk Tahun yang Berakhir yang Berakhir pada Tanggal 31 Desember 2024
(Angka-angka Disajikan dalam jutaan Rupiah, Kecuali dinyatakan lain)

PT BANK KB BUKOPIN TBK (PARENT ONLY)
Statements Of Changes In Equity
For the Year Ended December 31, 2024
(Figures are presented in million Rupiah unless otherwise stated)

	Modal Ditempatkan dan Disetor Penuh/ *Issued and Fully Paid Capital*	**Tambahan Modal Disetor/ *Additional Paid-in Capital***	**Uang Muka Setoran Modal/ *Advance for Future Shares Subscription***	**Surplus Revaluasi Aset/ *Asset Revaluation Surplus***	**Keuntungan yang Belum Direalisasi atas Surat-Surat Berharga Dalam Kelompok Nilai Wajar melalui Penghasilan Komprehensif Lain - Setelah Pajak Tangguhan/ *Unrealized Gains on Fair Value Through Other Comprehensive Income Marketable Securities - Net of Deferred Tax***	**Akumulasi Rugi/ *Accumulated Deficit***	**Total**
Saldo per 1 Januari 2023/ *Balance as at January 1, 2023*	7.000.000	8.286.428	3.000.000	1.559.122	2.625	(8.522.211)	11.325.964
Uang muka setoran modal/ *Advance for future shares subscription*	3.000.000	-	(3.000.000)	-	-	-	-
Penerimaan dana PUT VII dan penempatan pribadi/ *Receipt of LPO VII funds and private placement*	9.000.000	(60.661)	-	-	-	-	8.939.339
Penghentian revaluasi aset/ *Dececognation assets revaluation*	-	-	-	(1.756)	-	-	(1.756)
Kerugian yang belum direalisasi atas surat-surat berharga dalam kelompok nilai wajar melalui penghasilan komprehensif lain - setelah pajak tangguhan/ *Unrealized loss on fair value through other comprehensive income marketable securities - net of deferred tax*	-	-	-	-	4.938	-	4.938
Pengukuran kembali atas program imbalan pasti - setelah pajak tangguhan *Remeasurement on defined benefit plans – net of deferred tax*	-	-	-	-	-	5.017	5.017
Rugi tahun berjalan/*Loss for the year*	-	-	-	-	-	(5.510.781)	(5.510.781)
Saldo per 31 Desember 2023/ *Balance as at December 31, 2023*	**19.000.000**	**8.225.767**	**-**	**1.557.366**	**7.563**	**(14.027.975)**	**14.762.721**

PT BANK KB BUKOPIN TBK (ENTITAS INDUK SAJA)
Laporan Perubahan Ekuitas (lanjutan)
Untuk Tahun yang Berakhir yang Berakhir pada Tanggal
31 Desember 2024
(Angka-angka Disajikan dalam jutaan Rupiah, Kecuali dinyatakan lain)

PT BANK KB BUKOPIN TBK (PARENT ONLY)
Statements Of Changes In Equity (continued)
For the Year Ended December 31, 2024
(Figures are presented in million Rupiah unless otherwise stated)

	Modal Ditempatkan dan Disetor Penuh/ *Issued and Fully Paid Capital*	Tambahan Modal Disetor/ *Additional Paid-in Capital*	Uang Muka Setoran Modal/ *Advance for Future Shares Subscription*	Surplus Revaluasi Aset/ *Asset Revaluation Surplus*	Keuntungan yang Belum Direalisasi atas Surat-Surat Berharga Dalam Kelompok Nilai Wajar melalui Penghasilan Komprehensif Lain - Setelah Pajak Tangguhan/ *Unrealized Gains on Fair Value Through Other Comprehensive Income Marketable Securities - Net of Deferred Tax*	Akumulasi Rugi/ *Accumulated Deficit*	Total
Saldo per 1 Januari 2024/ *Balance as at January 1, 2024*	19.000.000	8.225.767	-	1.557.366	7.563	(14.027.975)	14.762.721
Penghentian revaluasi aset/ *Dececognation assets revaluation*	-	-	-	212.011	-	-	212.011
Kerugian yang belum direalisasi atas surat-surat berharga dalam kelompok nilai wajar melalui penghasilan komprehensif lain - setelah pajak tangguhan/ *Unrealized loss on fair value through other comprehensive income marketable securities - net of deferred tax*	-	-	-	-	(21.712)	-	(21.712)
Pengukuran kembali atas program imbalan pasti - setelah pajak tangguhan *Remeasurement on defined benefit plans – net of deferred tax*	-	-	-	-	-	(10.339)	(10.339)
Rugi tahun berjalan/*Loss for the year*	-	-	-	-	-	(7.378.802)	(7.378.802)
Saldo per 31 Desember 2024/ *Balance as at December 31, 2024*	**19.000.000**	**8.225.767**	**-**	**1.769.377**	**(14.149)**	**(21.417.116)**	**7.563.879**

PT BANK KB BUKOPIN TBK
(ENTITAS INDUK SAJA)
Laporan Arus Kas
Untuk Tahun yang Berakhir yang Berakhir pada
Tanggal-tanggal 31 Desember 2024 dan 2023
(Angka-angka Disajikan dalam jutaan Rupiah,
Kecuali dinyatakan lain)

PT BANK KB BUKOPIN TBK
(PARENT ONLY)
Statements Of Cash Flow
For the Years Ended
December 31, 2024 and 2023
(Figures are presented in million Rupiah
unless otherwise stated)

	2024	2023	
ARUS KAS DARI AKTIVITAS OPERASI			**CASH FLOWS FROM OPERATING ACTIVITIES**
Penerimaan bunga	4.564.504	4.417.801	Receipts from interest
Pembayaran bunga	(3.524.685)	(3.948.183)	Payments of interest expense
Pendapatan operasional lainnya	312.784	325.797	Other operating income
Penerimaan kembali kredit yang telah dihapusbukukan	111.243	179.698	Recoveries from written-off loans
Pembayaran gaji dan tunjangan karyawan	(705.739)	(727.681)	Payments of salaries and employee benefits
Beban operasional lainnya	(1.936.699)	(1.112.903)	Other operating expenses
Beban non operasional	(1.136.659)	(119.192)	Non operating expenses
Pengeluaran kas sebelum perubahan dalam aset dan liabilitas operasi	(2.315.251)	(984.663)	Cash out before changes before in operating assets and liabilities
Perubahan dalam aset dan liabilitas operasi:			Changes in operating assets and liabilities:
Penurunan (kenaikan) aset operasi:			Decrease (increase) in operating assets:
Penempatan pada bank lain yang jatuh tempo lebih dari 3 bulan sejak tanggal perolehan	-	(2.011.721)	Placements with other banks with maturities of more than 3 months from acquisition date
Surat-surat berharga - diperdagangkan	1.367.969	2.929.462	Marketable securities - trading
Surat-surat berharga - kredit yang diberikan dan piutang	187.066	495.880	Marketable securities - loans and receivables
Kredit yang diberikan	(1.450.492)	(1.423.577)	Loans
Tagihan akseptasi	(47.885)	113.828	Acceptances receivable
Aset lain-lain	(2.117.081)	(158.276)	Other assets
Kenaikan (penurunan) liabilitas operasi:			Increase (decrease) in operating liabilities:
Liabilitas segera	(35.723)	40.770	Liabilities immediately payable
Simpanan nasabah:			Deposits from customers:
Giro	2.793.222	(464.823)	Demand deposits
Tabungan	(61.848)	(88.679)	Savings deposits
Deposito berjangka	(1.620.163)	(7.105.913)	Time deposits
Simpanan dari bank lain	(4.934.498)	(2.612.829)	Deposits from other banks
Liabilitas akseptasi	(48.298)	115.231	Acceptances payable
Utang pajak	(44.898)	13.160	Taxes payable
Liabilitas lain-lain	(119.339)	527.169	Other liabilities
Kas neto digunakan untuk aktivitas operasi	(8.447.219)	(10.614.981)	Net cash used in operating activities
ARUS KAS DARI AKTIVITAS INVESTASI			**CASH FLOWS FROM INVESTING ACTIVITIES**
Penerimaan dari penjualan surat-surat berharga - nilai wajar melalui penghasilan komprehensif lain	2.422.243	260.000	Receipts from sale of marketable Securities - fair value through other comprehensive income
Penerimaan dari surat-surat berharga yang jatuh tempo	63.346.749	11.665.372	Receipts from matured marketable securities
Pembelian surat-surat berharga - nilai wajar melalui penghasilan komprehensif lain dan pada biaya perolehan diamortisasi	(65.265.930)	(21.294.342)	Purchase of marketable securities - fair value through other comprehensive income and at amortized cost
Penerimaan dari surat-surat berharga yang dibeli dengan janji dijual kembali yang jatuh tempo	27.260.447	57.780.679	Receipts from matured marketable securities purchased with agreement to resell
Pembayaran atas surat-surat berharga yang dibeli dengan janji dijual kembali	(24.688.295)	(60.352.831)	Payments of marketable securities purchased with agreement to resell

PT BANK KB BUKOPIN TBK
(ENTITAS INDUK SAJA)
Laporan Arus Kas (lanjutan)
Untuk Tahun yang Berakhir yang Berakhir pada
Tanggal-tanggal 31 Desember 2024 dan 2023
(Angka-angka Disajikan dalam jutaan Rupiah,
Kecuali dinyatakan lain)

PT BANK KB BUKOPIN TBK
(PARENT ONLY)
Statements Of Cash Flow
For the Years Ended
December 31, 2024 and 2023
(Figures are presented in million Rupiah
unless otherwise stated)

	2024	2023	
Pembelian aset tetap	(49.305)	(45.775)	Purchase of fixed assets
Hasil penjualan aset tetap	23.817	22.395	Proceeds from sale of fixed assets
Pembelian piranti lunak		(150.766)	Purchase of software
Penurunan penyertaan saham	(1.028.809)	1.280.565	Decrease in investment in shares
Kas neto diperoleh dari (digunakan) untuk aktivitas investasi	2.020.917	(10.834.703)	Net cash provided by (used in) investing activities
ARUS KAS DARI AKTIVITAS PENDANAAN			**CASH FLOWS FROM FINANCING ACTIVITIES**
Penerimaan dari surat-surat berharga yang dijual dengan janji dibeli kembali	64.282.780	8.907.903	Receipts from marketable securities sold with agreement to repurchase
Pembayaran atas jatuh tempo surat-surat berharga yang dijual dengan janji dibeli kembali	(61.385.463)	(8.907.903)	Payments of matured marketable securities sold with agreement to repurchase
Penerimaan dari pinjaman yang diterima	6.311.135	1.246.361	Proceeds from borrowings
Pembayaran pinjaman yang diterima	(4.205.755)	(724.234)	Payment of borrowings
Penerimaan modal dari Penawaran Umum Terbatas VII	-	8.939.339	Receipts from Limited Public Offering VII
Penerimaan atas global obligasi senior	4.794.662	-	Receipts from senior global bonds issuance
Pembayaran atas penerbitan surat berharga yang diterbitkan	(2.405.000)	-	Payment of subordinated bonds issuance
Kas neto diperoleh dari aktivitas pendanaan	7.392.359	9.461.466	Net cash provided by financing activities
PENINGKATAN (PENURUNAN) NETO KAS DAN SETARA KAS	**966.057**	**(11.988.218)**	**NET INCREASE (DECREASE) IN CASH AND CASH EQUIVALENTS**
Pengaruh perubahan kurs mata uang asing	(326.679)	(48.240)	Effect of foreign currency exchange rate changes
KAS DAN SETARA KAS AWAL TAHUN	**4.016.224**	**16.052.682**	**CASH AND CASH EQUIVALENTS AT BEGINNING OF YEAR**
KAS DAN SETARA KAS AKHIR TAHUN	**4.655.602**	**4.016.224**	**CASH AND CASH EQUIVALENTS AT END OF YEAR**
Kas dan setara kas terdiri dari:			Cash and cash equivalents consist of:
Kas	330.502	254.501	Cash
Giro pada Bank Indonesia	2.301.999	2.655.765	Current accounts with Bank Indonesia
Giro pada bank lain	428.273	367.341	Current accounts with other banks
Penempatan pada Bank Indonesia dan bank lain yang jatuh tempo dalam 3 bulan atau kurang sejak tanggal perolehan	1.594.828	738.617	Placements with Bank Indonesia and other banks with original maturities of 3 months or less from acquisition date
Total	**4.655.602**	**4.016.224**	**Total**

1. Laporan Keuangan Tersendiri

Laporan posisi keuangan, laporan laba rugi dan penghasilan komprehensif lain, laporan perubahan ekuitas dan laporan arus kas Entitas Induk adalah laporan keuangan tersendiri yang merupakan informasi tambahan atas laporan keuangan konsolidasian.

1. Separate Financial Statements

Statements of financial position, statements of profit or loss and other comprehensive income, changes in equity and cash flows of the Parent are separate financial statements which represents additional information to the consolidated financial statements.

2. Daftar Investasi Pada Entitas Anak

2. Schedule Of Investment In Subsidiaries

Nama Entitas/ *Entity Name*	Persentase Kepemilikan/ *Percentage of Ownership*	Biaya perolehan 1 Jan. 2024/ *Acquisition Cost Jan. 1, 2024*	Penambahan/ *Additions*	Pengurangan/ *Deductions*	Biaya Perolehan 31 Des. 2024/ *Carrying Value Dec. 31, 2024*
		31 Desember/*December 31,* 2024			
PT KB Bukopin Finance	99,24%	791.165	-	(291.098)	500.067
PT Bank KB Bukopin Syariah	95,92%	1.522.000	-	(737.696)	784.304
Total		2.313.165	-	(1.028.794)	1.284.371
Akumulasi amortisasi dan penurunan nilai *goodwill/ Accumulated amortization and impairment losses of goodwill*					(106.229)
					1.178.142

Nama Entitas/ *Entity Name*	Persentase Kepemilikan/ *Percentage of Ownership*	Biaya perolehan 1 Jan. 2023/ *Acquisition Cost Jan. 1, 2023*	Penambahan/ *Additions*	Pengurangan/ *Deductions*	Biaya Perolehan 31 Des. 2023/ *Carrying Value Dec. 31, 2023*
		31 Desember/*December 31,* 2023			
PT KB Bukopin Finance	99,24%	190.600	600.565	-	791.165
PT Bank KB Bukopin Syariah	95,92%	842.000	680.000	-	1.522.000
Total		1.032.600	1.280.565	-	2.313.165
Akumulasi amortisasi dan penurunan nilai *goodwill/ Accumulated amortization and impairment losses of goodwill*					(106.229)
					2.206.936

Annual Report
2024

Strategic Transformation for **Sustainable and Inclusive Growth**

KB Bank

PT Bank KB Bukopin Tbk

Kantor Pusat
Gedung KB Bank
Jl. M.T. Haryono Kav. 50-51 Jakarta Selatan 12770
+6221-7988266, 7989837
corsec@kbbukopin.com

www.kbbukopin.com

kbbukopin