bankjatim



2024

ANNUAL REPORT

Achieving Excellent Performance through Synergy and Collaboration

PT Bank Pembangunan Daerah Jawa Timur Tbk



Achieving Excellent Performance through Synergy and Collaboration

2024 Annual Report

bankjatim

PT Bank Pembangunan Daerah Jawa Timur Tbk (Bank Jatim) is taking significant steps to further strengthen its Bank Business Group (KUB) at the end of 2024. Moreover, as part of a strategic step, Bank Jatim is currently in the process of becoming a holding company for 5 (five) BPDs through KUB, such as Bank NTB Syariah, Bank Lampung, Bank NTT, Bank Banten, and Bank Sultra. Bank Jatim and the 5 (five) BPDs will build a broader and more flexible banking ecosystem and strengthen a more solid financial foundation to support regional and national economic growth in order to achieve Bank Jatim's vision as BPD No. 1 in Indonesia. With this achievement, Bank Jatim has not only improved its financial performance, but also made a real contribution to advance the regional economy and banking sector in Indonesia.

In addition to synergy, Bank Jatim also collaborates with the central and regional governments in supporting strategic programs and projects for regional economic development. Bank Jatim has driven business achievement performance by supporting the implementation of the East Java Provincial Government program and national strategic projects in East Java Province. Bank Jatim also cooperates with several Ministries and Government Institutions. Through this synergy and collaboration, Bank Jatim has had a positive impact on the regional economy and in particular, has been able to expand its service network in various regions, increase its ability to provide financing to productive sectors, and support the development of MSMEs.

Theme
Continuity

2023 | Building Growth through Business Strengthening



In building the sustainable growth of PT Bank Pembangunan Daerah Jawa Timur Tbk. (Bank Jatim), Bank Jatim always strives to improve the capabilities of all organs in carrying out their business activities. This was implemented by increasing business growth, technological innovation, and efficiency. The Bank's focus on achieving sustainable business growth was by implementing various strategies, including changing business models, repositioning networks, changing organizational structures, improving human resource (HR) management, and increasing cyber security. Bank Jatim's transformation program has been able to produce targeted performance as demonstrated by an increase in the Bank's profits and assets.

2022 | Modernizing The Service to Increase Business Growth



Innovations and investments made by PT Bank Pembangunan Daerah Jawa Timur Tbk (Bank Jatim) by developing JConnect as a Digital Banking Branding in 2021 was implemented in 2022. JConnect applications that had been developed include JConnect Sipandai, JConnect EKMG, JConnect Eloan, JConnect Mobile Banking and Jconnect Internet Banking. These various applications provided service convenience for the community which in turn had a significant positive impact on business growth in 2022.

2021 | Consistent Business Development through Synergy and Digital Connectivity



Changes in the marketplace and society require banks to change towards digital banking, or services that are run with the support of Information Technology. Until 2021, PT Bank Pembangunan Daerah Jawa Timur Tbk. had been innovating and investing in technology to remain competitive in the era of the industrial revolution 4.0, especially in the current situation of the COVID-19 pandemic and the new normal. This was intended to facilitate service to customers, optimize business processes and strengthen IT Security. As a form of Bank Jatim's commitment to provide banking services availability, innovation, and ease of access for customers and the public, Bank Jatim proudly presented "JConnect", a Digital Banking Branding reflecting Bank Jatim's digital transformation with the spirit of connecting all needs and easy access to services banking.

JConnect was also able to increase the effectiveness of Bank Jatim's synergy with various partners through digitalbased applications, namely with various Bank Jatim merchants used by educational institutions, local governments, social assistance and hospitals as well as with various digital ecosystems in Indonesia.

The synergies and digital connectivity encouraged the implementation of consistent business development. During the current COVID-19 pandemic, digital banking transactions experienced a significant increase. People preferred to do banking transactions through their respective gadgets, without having to come to the bank service office, and it could be done anytime and anywhere in real time online.

2020 | Facing Challenges, Creating Opportunities



2020 became a tough challenge for the world. The outbreak of COVID-19 affected global economic conditions as a result of outbreak control policies through restrictions on the movement of people and goods implemented by various countries. In line with the global economy, the dynamics of the national economy throughout 2020 were also affected by the COVID-19 pandemic. Banking industry activity throughout 2020 was classified as quite restrained due to weak demand for loan as reflected in the slower performance of loan growth in the banking sector compared to the previous year, although deposits grew significantly compared to the previous year. This led to a lower bank intermediation performance compared to the previous period.

Various global and national economic conditions as well as the banking industry had become a challenge for PT Bank Pembangunan Daerah Jawa Timur Tbk. to optimize the strength they owned. The resilience and relatively high capital adequacy of the Bank as well as the ownership of a captive market and accessibility of government spending in East Java Province was able to capture various opportunities that existed. These various opportunities included the large market share of Bank Jatim, especially civil servants, the high population of millennials as internet and e-commerce users, and the development of supporting infrastructure for economic development in East Java Province which was still the main focus. Optimizing the Company's strengths had been able to produce the targeted performance. In 2020, the Company was able to increase profits and assets amidst challenging conditions throughout 2020.

Table of Contents



Theme and Theme Explanation	1
Theme Continuity	2
Table of Contents	4
Overview of Bank Jatim	8
Milestones	10
Our Best Contribution	12

Performance Highlights 01

2024 Important Achievements	18
Significant Financial Data Overview	20
Financial Summary and Financial Ratios	20
Operations Highlights	25
Stock Information	26
Corporate Actions	28
Termination Action While Stock Trading Stock (Suspension) and/or Stock Removal (Delisting)	28
Bond, Sukuk, and/or Convertible Bonds Information	28
Other Funding Sources Information	29
Company Analysis Report	29
2024 Significant Events	30

The Board of Directors's and The Board of Commissioners' Report 02

The Board of Commissioners' Report	36
The Board of Directors' Report	52
The 2024 Annual Report Responsibility	64

Company Profile 03

Corporate Identity	68
Name and Address of Branch Office and Sharia Branch Offices	69
Company Brand	71
Company Brief History	72





COMPANY PROFILE



MANAGEMENT DISCUSSION AND ANALYSIS OF BANK PERFORMANCE

- Description of Name Change 73
- Vision, Mission & Corporate Culture 74
  - Vision 74
  - Mission 75
  - Review of Vision and Mission by the Board of Commissioners and the Board of Directors 75
  - Corporate Culture 76
- Business Activities 79
  - Business Activities According to the Articles of Association and Executed 79
  - On-Going Business Activities 80
  - Products and Service 80
- Operating Area 94
- List of Association Membership 97
- Organizational Structure 98
- Profile of the Board of Directors 100
- Profile of the Board of Commissioners 111
- Profile of Sharia Supervisory Board 118
- Profile of Executive Officer 121
- Employee Profile 137
  - Number of Employees by Gender 137
  - Number of Employees by Positional Level 137
  - Number of Employees by Age Range 138
  - Number of Employees by Educational Level 138
  - Number of Employees by Employment Status 138
- Shareholders Composition 139
  - Composition of 20 Largest Shareholders 140
  - Composition of 5% or more Shareholders 141
  - Composition of Less than 5% Public Shareholders 142
  - Share Ownership of Directors and the Board of Commissioners 143
  - Shares Ownership of the Senior Management 144
  - Classification of Shareholders 144
- Principal and Controlling Shareholders 144
- List of Entities, Associated Entities, and Joint Venture Company 145
- Company Group Structure 146
- Chronology of Share Issuance 146
- Information of Bank Business Group 147
- Chronology of Issuance and/or Listing of Bond 148
- Chronology of Issuance and/or Listing of Other Securities 149
- Information on the Use of Public Accountant Service (AP) and Public Accounting Firm (KAP) 150
- Supporting Institutions and/or Professions 151
- Award and Certification 152
- Information Available on the Website 156

Management Discussion and Analysis of Bank Performance **04**

- Economic Review 160
  - Global and National Economic Analysis 160
  - National Economic Analysis 161
  - Banking Industry Analysis 162
  - Bank Jatim's Position Analysis in Banking Industry 163
- Operational Review 165
  - Bank Strategy 165
  - Marketing Aspect 167
    - Marketing Strategy 167
    - Pangsa Pasar 168
  - Operation Review per Business Segment 170
- Financial Review 203
  - Financial Performance 203
    - Consolidated Financial Position Statement 203





- Consolidated Statement of Profit or Loss and Other Comprehensive Income 224
- Consolidated Cash Flow Statement 231
- Ability to Pay Debt and Receivable Collectability 234
- Other Financial Ratios 237
- Fund Interest Rate 238
- Basic Loan Rate 241
- Quality Analysis of Productive Assets 242
- Bank Capital Structure 248
- Information on Capital and Risk Exposure 250
- Material Commitments Related to Capital Goods Investment 274
- Capital Expenditure Investment 274
- Commitment and Contingent 275
- Material Information and Facts After the Accountant's Report Date 275
- Business Prospects and Future Strategy 2025 276
- Achievement of Targets and Future Targets 279
- Long-Term Plan Evaluation 284
- Policies, Announcements and Payment of Dividend 285
- Material Information Regarding Investment, Expansion, Divestment, Merger/Consolation Businesses, Acquisitions, Debt / Capital Restructuring 286
- Realization of Use of Public Offering Proceeds 286
- Material Transactions Containing Conflicts of Interest and/or Transactions with Affiliated Parties 287
- Changes In Laws and Regulations and Their Impact on the Bank 292
- Accounting Policy Changes 293
- Bank Soundness Level 294
- Business Continuity Information 295
- Governance Framework, Management, and Control of Taxation Aspects 296
- Response to Changes in Monetary Policy Direction 297
- Maximum Limit For Providing Credit and Providing Large Funds 298
- Transaction Spot and Derivative Transactions 301

Human Capital 05

- Human Capital Framework Strategy 304
- Human Capital Management Strategy Policy and Implementation 305
  - Recruitment 305
  - Competency Development 307
  - Career Development 317
  - Performance Assessment 317
  - Remuneration 318
  - Pension Program 319
- Employee Satisfaction Survey 320
- System and Infrastructure Human Capital 320
- Culture Internalization 322
- Disclosure of Information to Employees 323
- Human Capital Management Structure 323
- Human Capital Work Plan in 2025 324

Information Tecnology 06

- Information Technology Master Plan and Strategy 328
- Information Technology Innovation 333
- Information Technology Availability and Infrastructure 335
- Information Technology Policy and Governance 336
- Future Information Technology Development Strategy 338
- Information Technology Management Structure 339

Corporate Governance 07

- Corporate Governance Basis 344
- Corporate Governance Structure and Mechanism 345
  - Structure of Company Organs 345
  - Governance Soft Structure 346



CORPORATE GOVERNANCE



CORPORATE SOCIAL RESPONSIBILITY

Corporate Governance Mechanism 348
- Shareholders 348
- General Meeting of Shareholders 348
- Board of Director 362
- Board of Commissioners 376
- Sharia Supervisory Board 410
- Nomination and Remuneration of the Board of Commissioners and Board of Directors 414
- Policies on Diversity of Board of Directors and Board of Commissioners 416
- Transparency of Share Ownership of Directors and Board of Commissioners 418
- Organ and Committee under the Board of Directors 419
- Organ and Committee under the Board of Commissioners 444
- Implementation of Governance In Provision of Remuneration for Commercial Banks In Accordance With POJK 45/POJK.03/2015 472
- Public Accountant 476
- Risk Management 477
- Internal Control System 481
- Compliance Function 492
- Anti-Money Laundering Program, Prevention of Terrorism Funding & Prevention of Funding for The Proliferation of Weapons of Mass Destruction 495
- Lawsuit 495
- Administrative Sanctions Imposed to Companies, Members of the Board of Commissioners and the Board of Directors by Capital Market Authorities and Other Authorities 498
- Access to Company Information and Data 500
- Code of Ethics 509
- Performance-Based Long-Term Compensation Policy 514
- Whistleblowing System 516
- Anti-Corruption Program 519
- Management of State Official Wealth Reports (LHKPN) 524
- Total Internal Frauds and Remedies 525
- Provision of Funding for Social and/or Political Activities 525
- Provision of Funds to Related Parties and Provision of Large Funds 525
- Bank Strategic Plan 525
- *Share Buyback and Bond Buyback* 525
- Transaction Containing Conflict of Interest 525
- Internal Disputes 526
- Prevention of Insider Trading 527
- Transparency of Financial and Non-Financial Conditions 527

Implementation of Public Company Governance Guidelines 528

Governance Principles for Banks issued by Basel Committee in Banking Supervision 537

Good Corporate Governance Assessment 538

Corporate Social Responsibility 08

OJK Reference Index 09

Financial Statements 10

Overview of The Company

Products and Services

- Deposit Products
- Consumer Loan
- Medium and Corporate Loan
- Treasury Products
- Business Services
- Institutional Services
- Sharia Financeing Product
- Sharia Fund Products & Services
- E-Channel and Other Services



Established Date
August 17, 1961

Share Ownership



51.13%	Government of East Java Province
28.35%	38 Pemda District/City Government
20.52%	Public



Business Field

Finance

Number of Office

- 1 Head Office and
- 1,826 Office Network

Milestones

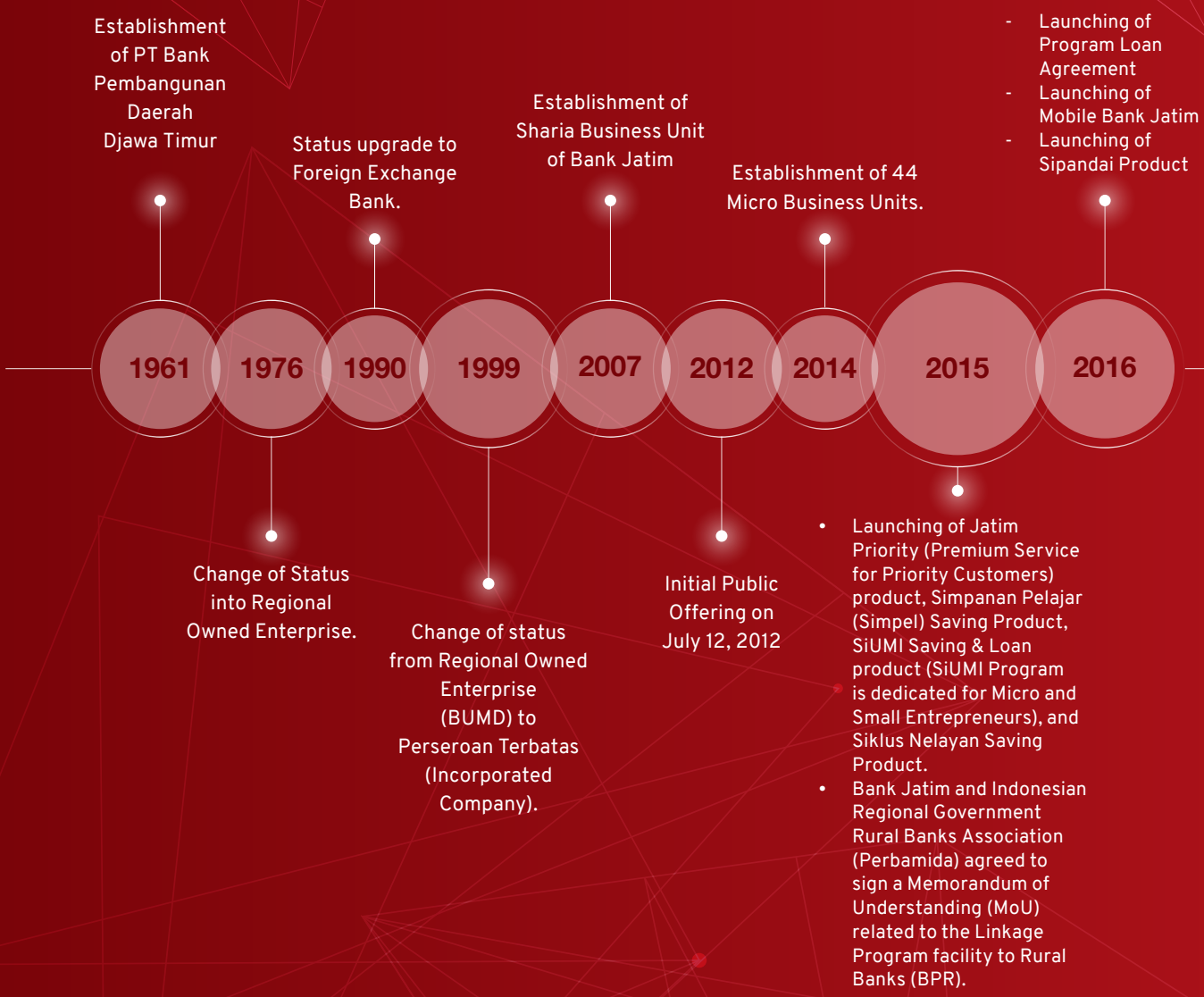
1961
Establishment of PT Bank Pembangunan Daerah Djawa Timur
1976
Change of Status into Regional Owned Enterprise.
1990
Status upgrade to Foreign Exchange Bank.
1999
Change of status from Regional Owned Enterprise (BUMD) to Perseroan Terbatas (Incorporated Company).
2007
Establishment of Sharia Business Unit of Bank Jatim
2012
Initial Public Offering on July 12, 2012
2014
Establishment of 44 Micro Business Units.
2015
• Launching of Jatim Priority (Premium Service for Priority Customers) product, Simpanan Pelajar (Simpel) Saving Product, SiUMI Saving & Loan product (SiUMI Program is dedicated for Micro and Small Entrepreneurs), and Siklus Nelayan Saving Product.
• Bank Jatim and Indonesian Regional Government Rural Banks Association (Perbamida) agreed to sign a Memorandum of Understanding (MoU) related to the Linkage Program facility to Rural Banks (BPR).
2016
- Launching of Program Loan Agreement
- Launching of Mobile Bank Jatim
- Launching of Sipandai Product

2017

- Opening of Batam Branch ;
- Launching of New Products, including:
  - Yuan Remittance
  - Giro Plus
  - Jatim Indag Card
  - Smile Premium Link
  - Jempol Link (Bancassurance in cooperation with PT Asuransi Jiwa Sinarmas MSIG Life.)

2018

- Launching of Smart ID Card program for Civil State Apparatus together with Sumenep Regency Government
- Launching of Revolving Fund Loans (Hulu Hilir Agromaritim Loans for Maritime and Fisheries Sector)
- Launching of Remittance Transaction
- Launching of Virtual Account

2019

- Inauguration and launching of BJTM Connect
- Launching of jatimcode (payment feature for Bank Jatim Mobile Banking through QR Code scan)
- Launching of e-Form Loan Portal
- Bank Jatim and UINSA jointly broke a MURI record in mass academic community's activation of 5,000 securities accounts
- Cooperation with GoPay and Grab
- Female Volleyball Team achieved hat-trick and emerged Champion of Livoli of Main Division.

2020

- Launching of the Jatim Code QRIS (Quick Response Code Indonesian Standard) as the development of Mobile Banking payment features;
- Launching of loan products to BUMDES (Village Owned Enterprises) which is an integral part of the East Java Micro Loan;
- Bank Jatim won various awards, including Top of The Top BUMD 2020 and The Most Profitable Regional Bank.

2021

- Launching of Priority E-Jatim.
- Continuous digital banking development through J-Connect

JConnect

- Expansion of Tax Payment Services through the marketplace.

2022

- Launching of the JConnect Invest application with the initial offering of product SBR011 with a total offering of 4 retail SBN series throughout 2022.
- Launching of JConnect Remittance, a remittance transaction from Malaysia through a channel (Agent or application) belonging to Bank Jatim's partners, namely MTA – Merchantrade Asia.

Our Best Contribution



Extensive Banking Ecosystem

Bank Jatim recorded a new milestone by successfully becoming the largest Regional Development Bank (BPD) in Indonesia in the Bank Business Group (KUB), which was not only a reflection of Bank Jatim's hard work and commitment, but also a real evidence of the trust that was continuously given by customers, investors, and the people of East Java. As part of a strategic step, Bank Jatim is currently in the process of becoming a holding company for 5 (five) BPDs through KUB, such as Bank NTB Syariah, Bank Lampung, Bank NTT, Bank Banten, and Bank Sultra.

Through KUB, Bank Jatim invited the 5 (five) BPDs to work together in synergy, collaboration, and grow together to build Indonesia. Specifically, the synergy of KUB Bank Jatim included aspects of capital, business and financial aspects, and other supporting aspects. The trust in cooperation with the 5 (five) BPDs further strengthened the positioning that Bank Jatim had adequate capacity and capability from a fundamental perspective. Collectively, Bank Jatim and the 5 (five) BPDs build a broader and more flexible banking ecosystem and strengthen a more solid financial foundation to support regional and national economic growth in order to achieve Bank Jatim's vision as BPD No. 1 in Indonesia.

Collaboration and Synergy with Various Parties

Bank Jatim continuously contributed to regional economic development through synergy with the central and regional governments in supporting strategic programs and projects for regional economic development. Bank Jatim had driven business achievement performance by supporting the implementation of East Java Provincial Government programs and national strategic projects in East Java Province. In addition to support East Java Provincial Government programs, Bank Jatim also strengthened synergy with several Ministries and Governmental Agencies, including the Ministry of Trade in terms of export development, the Coordinating Ministry for Economic Affairs in order to increase production and productivity of horticultural commodities, the Ministry of Housing and Settlement Areas in terms of the FLPP KPR Sejahtera Program and the 2025 Tapera Financing. Bank Jatim also synergized with the Directorate General of Agricultural Infrastructure and Facilities of the Ministry of Agriculture in order to support the National Food Self-Sufficiency Program, the East Java Regional Police (Polda) regarding synergy and institutional partnerships in the banking sector and financial services, BPJS Employment to support the National Movement of Vulnerable Workforce Care (GN Lingkaran) program.

In addition, Bank Jatim had also collaborated with various parties including, Sepuluh Nopember Institute of Technology (ITS), University of Surabaya (UBAYA), State University of Malang, Narotama University, Hayam Wuruk Perbanas University, Sebelas Maret University (UNS) Surakarta, Lirboyo Islamic Boarding School in terms of education, research, community service, improvement and empowerment of human resources, and financial services. Moreover, it collaborated with the Association of Indonesian Export Companies (GPEI) to encourage MSME Products to Go International and be ready for export, the Muhammadiyah Regional Leadership (PW) of East Java regarding Financial Services, the Indonesian Migrant Workers Protection Agency (BP2MI) regarding the Utilization and Exchange of People's Business Loans (KUR) Data for the Placement of Indonesian Migrant Workers (PMI), Dr. Soetomo Hospital Surabaya regarding Financial Services in the Framework of Financial Transaction Services through Soetomo Digipay and Simpra Dr. Soetomo Hospital, the Indonesian Waqf Board in strengthening waqf in Indonesia.

Capital Adequacy Ratio Relatively High

Capital Adequacy Ratio (CAR) for 5 (five) consecutive years has been at a safe level, which was around 21%. The CAR ratio level of Bank Jatim shows that the bank's capital structure has the capability to offset market risk, credit risk and operational risk where the ratio is higher than the minimum adequacy ratio of BI/OJK and the Bank's capital structure has complied with the BI/OJK Regulation of 14%. This shows that the Bank has managed the Bank's capital well and has sufficient capital to protect against solvency risk.

Trade Connect Summit 2024



As an effort to support East Java MSMEs to upgrade and penetrate overseas markets, Bank Jatim officially held the Trade Connect Summit 2024 for the first time dated October 14, 2024 - October 15, 2024, at Balai Pemuda Surabaya. The Trade Connect Summit 2024, initiated by Bank Jatim and in collaboration with the Ministry of Trade of the Republic of Indonesia and the Surabaya Export Center, was one of the company's efforts to develop MSME businesses and improve the nation's economy. This activity was attended by 41 booths of MSMEs fostered by Bank Jatim that had an export orientation. In addition, there were also service booths from agencies related to export activities, such as the East Java Trade and Industry Office, the East Java Animal Fish and Plant Quarantine Office, the East Java Forestry Service, and several other regional apparatuses in East Java.

This activity was expected to produce new exporters from among MSMEs. In addition to provide comprehensive education about the world of exports and effective marketing channels, this activity was also part of Bank Jatim's commitment to increase the knowledge and readiness of MSMEs in entering the world of exports. The purpose of this program was for MSMEs to optimize their local products and compete in the global market. Additionally, there were other interesting activities presented in this event, starting from exhibitions, business matching to business talk shows.

Meanwhile, the Ministry of Trade and Bank Jatim synergized and utilized resource capabilities in implementing the development of export-oriented SMEs. In its implementation, this cooperation agreement covered various activities, including through the dissemination of export information, strengthening databases, increasing product competitiveness, increasing market access, providing business infrastructure, utilizing overseas trade representatives, and facilitating promotions.

Launching of Cash WAQF Linked Deposit (CWLD)



Bak Jatim's Sharia Business Unit (UUS) continuously committed to support the development of the sharia economy in Indonesia, especially East Java. This was proven by the successful launch of Cash Waqf Linked Deposit (CWLD). Then, Bank Jatim's UUS became the first party to launch CWLD in UUS and BPD Sharia Commercial Banks in the country. The CWLD program, which had been launched for the first time in UUS and BPD Sharia Commercial Banks in Indonesia, was a significant initial step to strengthen the role of sharia banking in developing waqf instruments that could provide broad benefits. By collaborating with Nadzir (waqf asset manager) of the Indonesian Waqf Movement Foundation and Nadzir of the Indonesian Waqf House, Bank Jatim's UUS presented a solution that did not only provide financial benefits for waqifs, but also serve significant social impacts for the community.

Bank Jatim's Commitment to TJSL

The Bank's commitment to participate in sustainable economic development and not only focus on business was realized through the TJSL program. The implementation of the TJSL program through the Bank Jatim's Peduli Program focused on 4 (four) areas of activity, such as Education, Culture, Health, and Other Social. The TJSL program that had been implemented by Bank Jatim was the Bank's effort to support for the Sustainable Development Goals (SDGs). Over the past 3 (three) years, Bank Jatim had distributed funds as of IDR 52,721,359,820, which were divided into 4 (four) areas of CSR distribution, such as Education, Health, Culture and Other Social Aspects. Then, in 2024, Bank Jatim distributed funds the bankjatim Peduli Program, which had realized funds as of IDR 16,945,898,820.







Performance Highlights

01

Important Achievements
2024

Total Assets

in 2024

IDR 118.14 trillion

increase 13.76% compared to 2023

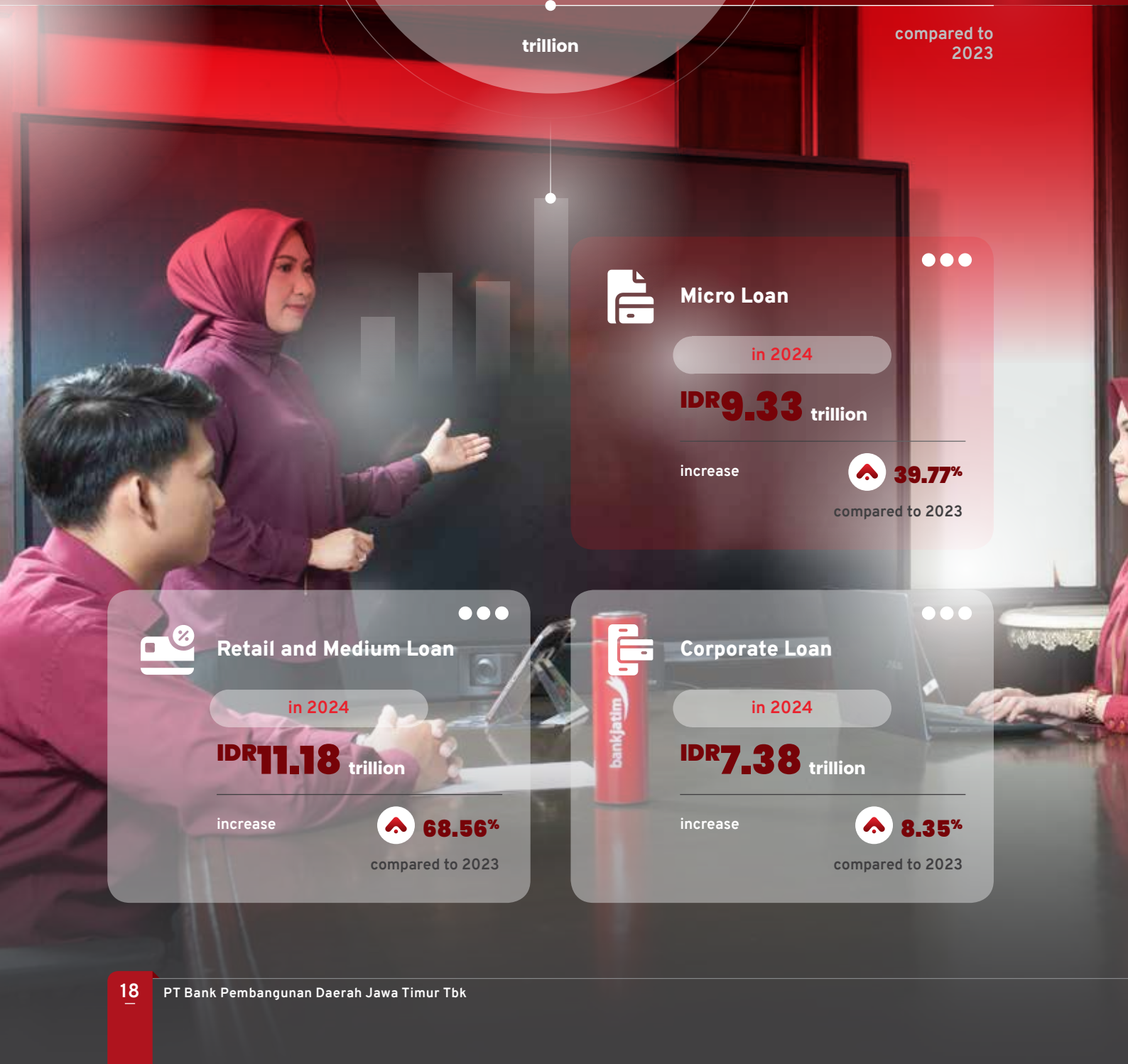

Micro Loan

in 2024

IDR 9.33 trillion

increase 39.77% compared to 2023

Retail and Medium Loan

in 2024

IDR 11.18 trillion

increase 68.56% compared to 2023

Corporate Loan

in 2024

IDR 7.38 trillion

increase 8.35% compared to 2023

bankjatim

Equity

in 2024

IDR 14.60 trillion

increase **20.15%**

compared to 2023



Consumer Loan

in 2024

IDR 33.24 trillion

increase **9.33%**

compared to 2023

Sharia Third-Party Funds

in 2024

IDR 2.93 trillion

increase **12.48%**

compared to 2023

Sharia Financing

in 2024

IDR 2.67 trillion

increase **21.85%**

compared to 2023

Net Sharia Interest Income

in 2024

IDR 5.73 trillion

increase **13.58%**

compared to 2023

Summary of Financial Overview

Financial Summary and Financial Ratios

Tabel of Financial Highlights

(in IDR millions)

Description	2024	2023	2022	2021	2020
CONSOLIDATED STATEMENT OF FINANCIAL POSITION					
ASSET					
Cash	2,867,479	2,652,775	1,988,262	2,023,077	2,511,548
Current account with Bank Indonesia	5,584,147	7,971,412	10,786,740	8,805,300	3,659,968
Current account with other banks	505,084	491,330	303,129	211,681	237,715
Allowance for impairment losses	(277)	(1,077)	(441)	(238)	(53)
Current accounts with other banks. net	504,807	490,253	302,688	211,443	237,662
Placements with Bank Indonesia and other banks	1,633,470	5,234,721	6,916,329	9,917,695	6,884,658
Allowance for impairment losses	(1,278)	(5,026)	(3,154)	(1,763)	(795)
Placements with Bank Indonesia and other banks. net	1,632,192	5,229,695	6,913,175	9,915,932	6,883,863
Receivables of spot and derivatif	1,144	-	361	-	-
Securities	20,367,544	16,323,831	23,217,671	32,388,966	14,666,737
Allowance for impairment losses	(3,052)	(511)	(400)	(5,943)	(8,118)
Securities - net	20,364,492	16,323,320	23,217,271	32,383,023	14,658,619
Securities sold under a repurchase agreement	9,149,544	8,303,663	4,095,066	-	-
Receivable from marketable securities purchased under resale agreement	617,860	6,247,318	7,822,847	3,420,685	12,573,044
Other receivables	333,339	275,049	286,147	230,019	131,932
Cadangan kerugian penurunan nilai	(79,003)	(58,656)	-	-	-
Tagihan lainnya - net	254,336	216,393	-	-	-
Loans and sharia financing					
Related parties	112,444	184,817	134,871	182,889	285,595
Third parties	75,240,296	54,576,086	46,061,786	42,566,670	41,195,171
Number of loans granted	75,352,740	54,760,903	46,196,657	42,749,559	41,480,766
Allowance for impairment losses	(2,113,224)	(1,364,905)	(1,318,612)	(1,831,417)	(1,454,721)
Loans granted - net	73,239,516	53,395,998	44,878,045	40,918,142	40,026,045
Accrued interest income	790,520	685,734	646,125	793,900	555,020
Prepaid expenses	206,572	207,452	166,661	134,200	227,932
Investment in shares	2,568	-	-	-	-
Fixed assets					
Acquisition cost	2,980,176	2,110,487	2,109,260	1,906,263	1,882,572
Accumulated depreciation	(1,054,455)	(856,218)	(825,010)	(762,052)	(676,592)
Net book value	1,925,721	1,254,269	1,284,250	1,144,211	1,205,980

Description	2024	2023	2022	2021	2020
Intangible assets	162,946	23,444	-	-	-
Deferred tax asset - net	438,391	472,123	502,238	627,211	591,676
Tax receivables	67,274	777	493	412	65
Other assets - net	332,618	380,147	140,998	115,775	356,098
TOTAL ASSETS	118,142,127	103,854,773	103,031,367	100,723,330	83,619,452
LIABILITIES, TEMPORARY SYIRKAH FUNDS AND EQUITY					
LIABILITIES					
Obligations due immediately	914,703	987,604	872,514	593,875	484,834
Deposits from customers					
Related parties	12,268,842	12,644,538	15,295,405	17,719,735	14,373,446
Third parties	62,787,996	63,205,317	64,630,285	63,668,950	52,412,975
Total deposits from customers	75,056,838	75,849,855	79,925,690	81,388,685	66,786,421
Deposits from other banks					
Related parties	44,323	56,694	141,996	360,169	238,860
Third parties	689,451	2,503,627	3,168,842	3,756,367	2,576,134
Amount of deposits from other banks	733,774	2,560,321	3,310,838	4,116,536	2,814,994
Securities liabilities sold under repurchase agreements	8,780,366	7,915,163	3,891,346	-	-
Securities issued	102,389	-	-	-	-
Borrowings	1,527,532	596,977	631,464	655,288	631,355
Taxes payable	85,316	143,245	90,783	165,476	93,135
Accrued expenses	442,600	504,748	520,840	478,647	484,666
Other liabilities	809,256	779,314	472,054	529,738	596,630
TOTAL LIABILITIES	88,452,774	89,337,227	89,715,529	87,928,245	71,892,035
TEMPORARY SYIRKAH FUNDS					
Deposits from customers					
Related parties	1,193,291	3,764	2,302	3,021	1,686
Third parties	13,765,482	2,343,291	1,839,390	1,810,161	1,680,173
Amount of deposits from customers	14,958,773	2,347,055	1,841,692	1,813,182	1,681,859
Deposits from other banks					
Third parties	130,541	19,422	28,285	71,364	40,610
Total deposits from other banks	130,541	19,422	28,285	71,364	40,610
TOTAL TEMPORARY SYIRKAH FUNDS	15,089,314	2,366,477	1,869,977	1,884,546	1,722,469
EQUITY					
Share capital:					
Series A: nominal value of IDR250 (full amount) per share					

Description	2024	2023	2022	2021	2020
Series B: nominal value of IDR250 (full amount) per share					
Authorized:					
Series A: 24,000,000,000 shares					
Series B: 12,000,000,000 shares					
Issued and fully paid:					
Series A - 11,934,147,982 shares					
Series B - 3,081,350,100 shares	3,753,875	3,753,875	3,753,875	3,753,875	3,753,875
Additional paid-in capital - net	532,734	532,734	532,734	532,734	532,734
Fixed asset revaluation surplus	788,317	788,049	789,998	749,717	754,382
Remeasurement of defined employee benefit liability - net of deferred tax	(135,364)	(117,777)	(100,912)	(163,811)	(197,081)
Unrealized gain financial assets measured at fair value through other comprehensive income - net of deferred tax	(150,141)	(63,958)	(115,048)	213,177	125,753
Retained earnings					
General reserve	6,441,453	5,788,041	5,042,390	4,301,777	3,546,323
Unappropriated	1,281,718	1,470,105	1,542,824	1,523,070	1,488,962
Non-Controlling Interests In Net Assets of Consolidated Subsidiary	2,087,447	-	-	-	-
TOTAL EQUITY	14,600,039	12,151,069	11,445,861	10,910,539	10,004,948
TOTAL LIABILITIES, TEMPORARY SYIRKAH FUNDS AND EQUITY	118,142,127	103,854,773	103,031,367	100,723,330	83,619,452
STATEMENT OF PROFIT OR LOSS AND OTHER COMPREHENSIVE INCOME					
Interest and sharia income	8,381,809	7,357,284	6,882,651	6,655,168	6,088,742
Interest and sharia expenses	(2,656,211)	(2,316,184)	(1,965,595)	(1,977,487)	(2,031,472)
Interest and Sharia Income - net	5,725,598	5,041,100	4,917,056	4,677,681	4,057,270
Pendapatan operasional lainnya	832,238	648,420	533,569	806,357	417,871
Other Operating Income					
Personnel expenses	(1,745,062)	(1,624,532)	(1,674,698)	(1,644,897)	(1,544,532)
General and administrative	(1,499,676)	(1,315,015)	(1,229,388)	(1,078,820)	(684,216)
Allowance for impairment losses on financial assets	(1,287,595)	(694,136)	(404,659)	(819,201)	(567,751)
Other expenses	(368,502)	(200,796)	(201,054)	(150,020)	(162,365)
Total Other Operating Expenses	(4,900,835)	(3,834,479)	(3,509,799)	(3,692,938)	(2,958,864)
Income from Operations	1,657,001	1,855,041	1,940,826	1,791,100	1,516,277
Non-Operating Income (Expenses)					
Tax service fees	-	-	6,084	4,684	10,063
Gain on sale of fixed assets	-	-	5,274	3,952	2,670
Gain on sale of securities - net	-	-	2,757	131	-
Gain on foreign exchange	-	-	-	3,497	2,255
Other non-operating income	71,242	57,041	158,513	404,119	16,688
Non-operating expenses	(45,526)	(19,339)	(83,405)	(269,509)	(40,586)
TOTAL NON OPERATING INCOME (EXPENSES)	25,716	37,702	89,223	146,874	(8,910)

Description	2024	2023	2022	2021	2020
INCOME BEFORE TAX EXPENSES	1,682,717	1,892,743	2,030,049	1,937,974	1,507,367
TAX EXPENSES - NET	(386,899)	(422,638)	(487,225)	(414,904)	(18,405)
CURRENT YEAR PROFIT	1,295,818	1,470,105	1,542,824	1,523,070	1,488,962
OTHER COMPREHENSIVE INCOME					
Items that will not be reclassified to profit or loss:					
Revaluation surplus (deficit) of fixed assets	-	-	40,281	(4,665)	6,199
Remeasurement of employee benefit liability	-	-	100,163	41,074	100,536
Beginning balance adjustment	-	-	(19,678)	-	-
Related income taxes	-	-	(17,586)	(7,804)	(21,556)
Items that will be reclassified subsequently to profit or loss:					
Unrealized gain (loss) on financial assets measured at fair value through other comprehensive income	(107,359)	63,074	(400,611)	103,326	155,226
Beginning balance adjustment	-	-	(3,730)	-	-
Related income taxes	20,206	(11,984)	76,116	(15,902)	(29,493)
Items that will not be reclassified subsequently to profit or loss:					
Revaluation deficit of fixed assets	(16,190)	(1,949)	-	-	-
Remeasurement of employee benefit liabilities	(20,469)	(21,898)	-	-	-
Related income taxes	3,627	5,033	-	-	-
Total	(33,032)	(18,814)	-	-	-
OTHER COMPREHENSIVE INCOME - NET OF TAX	(120,185)	32,276	(225,045)	116,029	240,405
TOTAL COMPREHENSIVE INCOME FOR THE YEAR	1,175,633	1,502,381	1,317,779	1,639,099	1,729,367
Net income for the year attributable to:					
Equity holders of the parent entity	1,281,718	1,470,105	-	-	-
Non-controlling interest	14,100	-	-	-	-
Total	1,295,818	1,470,105	-	-	-
Comprehensive income for the year attributable to:					
Equity holders of the parent entity	1,178,216	1,502,381	-	-	-
Non-controlling interest	(2,583)	-	-	-	-
Total	1,175,633	1,502,381	-	-	-
BASIC EARNINGS PER SHARE (IN FULL AMOUNT)	85,36	97,91	102,75	101,43	99,16
STATEMENT OF CASH FLOWS					
CASH FLOWS FROM OPERATING ACTIVITIES					
Receipts of interest, sharia, fees and commissions	8,306,344	7,324,150	7,030,426	6,421,514	5,950,142
Interest paid	(2,708,316)	(2,310,264)	-	-	-
Receipts of other operating income	675,952	521,156	476,364	384,463	153,239
Collection of loans written-off	156,285	127,264	56,653	55,003	55,055
Payment of general and administrative expenses	(1,566,455)	(1,283,327)	(1,296,665)	(1,211,045)	(544,941)
Payment of salaries and employee benefits	(1,836,797)	(1,763,167)	(1,659,597)	(1,644,897)	(1,490,765)
Receipts from non-operating income	69,815	60,386	172,136	416,380	29,007

Description	2024	2023	2022	2021	2020
Payment for non-operating expenses	(45,428)	(19,337)	(82,913)	(269,509)	(40,586)
Payment of interest, sharia, fees and commissions	-	-	(1,931,344)	(1,983,506)	(1,799,442)
Payment of taxes	(313,729)	(368,455)	(389,372)	(378,098)	(378,774)
Cash flow from operating activities before changes in operating assets and liabilities	**2,737,671**	**2,288,406**	**2,375,688**	**1,790,305**	**1,932,935**
Changes in operating assets and liabilities					
Placements with Bank Indonesia and other banks	101,500	(1,500)	(7,000)	-	112,000
Loans	(10,079,129)	(9,193,797)	(4,347,656)	(1,268,793)	(3,128,466)
Receivables of spot and derivative	(1,144)	-	-	-	-
Marketable securities sold under repurchase agreement	(845,882)	(4,208,597)	(4,095,066)	-	1,038,432
Reverse repo bill	5,629,458	1,575,529	(4,402,162)	9,152,359	(6,735,524)
Other assets and other receivables	(112,232)	(166,678)	(117,044)	235,620	(282,585)
Increase (decrease) in operating liabilities					
Liabilities due immediately	(167,942)	115,091	278,638	109,040	127,269
Deposits from customers	(329,793)	(3,570,473)	(1,434,484)	14,733,587	7,922,408
Deposits from other banks	(1,834,568)	(759,380)	(848,777)	1,332,296	(32,826)
Liabilities of marketable securities sold under repurchase agreement	865,203	4,023,817	3,891,346	-	(1,037,094)
Other liabilities	(183,478)	200,981	(39,476)	77,535	(146,658)
Net cash flows from (used to)	**(4,220,336)**	**(9,696,601)**	**(8,745,993)**	**26,161,949**	**(230,109)**
CASH FLOWS FROM INVESTING ACTIVITIES					
Marketable securities	(1,421,131)	6,948,323	8,846,760	(17,722,229)	(4,943,265)
Acquisitions of fixed assets	(128,851)	(132,044)	(248,269)	(70,838)	(32,487)
Acquisitions of intangible assets	(3,377)	(17,254)			
Proceeds from sale of fixed assets	1,470	5,608	5,274	4,556	2,671
Acquisition of Subsidiary	(100,000)	-	-	-	-
Cash receipts from acquisition of Subsidiary	1,126,261	-	-	-	-
Net cash provided by (used in) investing activities	**(525,628)**	**6,804,633**	**8,603,765**	**(17,788,511)**	**(4,973,081)**
CASH FLOWS FROM FINANCING ACTIVITIES					
Proceeds (payments of) from borrowings	(230,423)	43,578	(23,824)	23,933	(1,238,891)
Proceeds from additional share capital	-	-	-	-	7,263
Payment of lease liability	(15,724)	6,316	(21,111)	-	(886)
Additional paid-in capital	50,100	-	-	-	-
Payment of cash dividends	(816,693)	(797,173)	(782,458)	(733,508)	(723,747)
Marketable securities issued	100,000	-	-	-	-
Net cash is used in financing activities	**(912,740)**	**(747,279)**	**(827,393)**	**(709,575)**	**(1,956,261)**
NET INCREASE IN CASH AND CASH EQUIVALENTS	**(5,658,704)**	**(3,639,247)**	**(969,621)**	**7,663,863**	**(7,159,451)**
Cash and cash equivalents at the beginning of the year	16,348,884	19,988,131	20,957,752	13,293,890	20,453,366
Effect of foreign currencies exchange rate change	-	-	-	-	(25)
Cash and cash equivalents at end of year	10,690,180	16,348,884	19,988,131	20,957,753	13,293,890
Cash and cash equivalents consist of:					

Description	2024	2023	2022	2021	2020
Cash	2,867,479	2,652,775	1,988,262	2,023,077	2,511,548
Current accounts with Bank Indonesia	5,584,147	7,971,412	10,786,740	8,805,300	3,659,969
Current accounts with other banks	505,084	491,330	303,129	211,681	237,715
Placements with Bank Indonesia and other banks	1,733,470	5,233,367	6,910,000	9,917,695	6,884,658
Total cash and cash equivalents	10,690,180	16,348,884	19,988,131	20,957,753	13,293,890
FINANCIAL RATIO (%)					
Minimum Capital Adequacy Ratio (CAR)	23.49%	25.71%	24.74%	23.52%	21.64%
Earning Asset Quality	5.66%	4.31%	2.55%	3.31%	3.48%
Non-Performing Loans (NPL-Gross)	3.45%	2.49%	2.83%	4.48%	4.00%
CKPN Against Earning Assets	2.45%	1.72%	1.62%	2.10%	1.93%
Fulfillment of PPAP / CKPN	72.22%	71.72%	73.04%	67.93%	59.48%
Profit Against Income	23.39%	18.32%	18.92%	20.40%	21.70%
Liabilities to Equity	706.91%	735.22%	800.16%	823.17%	735.78%
Liabilities to Total Assets	74.87%	86.02%	88.89%	89.17%	88.04%
Net Interest Margin (NIM)	5.86%	5.57%	5.11%	5.11%	5.55%
Ratio of Fee Based Income to Total Operating Income	6.01%	6.10%	6.32%	5.50%	12.37%
Operating Costs / Operating Income (BOPO)	81.89%	77.27%	76.15%	75.95%	77.76%
Return on Asset (ROA)	1.60%	1.87%	1.95%	2.05%	1.95%
Return on Equity (ROE)	11.89%	13.96%	16.24%	17.26%	18.77%
Cost to Income Ratio (CIR)	39.21%	39.56%	38.41%	38.83%	36.91%
Net Interest Margin (NIM)	5.86%	5.57%	5.11%	5.11%	5.55%
Cost Efficiency Ratio	53.60%	52.53%	50.64%	52.82%	50.93%
Loan to Deposits Ratio (LDR)	82.05%	70.03%	56.50%	51.38%	60.58%
Legal Lending Limit (LLL)	-	-	-	-	-
Minimum Statutory Reserves (IDR)	1.66%	2.49%	4.75%	5.73%	0.00%
Minimum Statutory Reserves (Foreign Currency)	9.02%	6.62%	7.39%	7.36%	8.22%
Net Open Position (NOP)	0.60%	0.43%	3.26%	0.84%	0.90%

Operations Highlights

Table of Operational Highlights of Bank Jatim

(in million Rupiah)

Description	2024	2023	2022	2021	2020
CONVENTIONAL					
CREDIT/LOAN					
Corporate and Syndication Medium Loan*	-	-	10,320,231	9,691,297	9,748,903
Retail and Micro Loan Programs *	-	-	6,272,869	4,981,888	4,173,152
Consumer Loan	33,241,018	30,256,043	27,698,345	26,313,613	25,989,907
Micro Loan **	9,328,208	6,674,026	5,289,479	-	-
Retail and Medium Loans**	11,184,250	6,635,264	4,695,043	-	-

Description	2024	2023	2022	2021	2020
Commercial and Corporate Loans**	-	7,064,083	6,614,321	-	-
THIRD PARTIES FUND/DEPOSITS					
Current Account	18,811,961	20,750,151	23,477,047	25,862,874	21,039,158
Savings	30,490,156	24,817,360	23,118,307	24,264,622	22,285,619
Deposit	25,266,035	26,828,854	30,543,334	31,088,576	23,316,556
OTHER SERVICES					
Treasury	27,421,397	36,430,876	43,251,010	45,281,074	33,911,368
SYARIAH					
Funding	2,927,376	2,602,606	2,065,118	1,985,795	1,826,436
Sharia Financing	2,665,824	2,187,858	1,903,471	1,762,368	1,607,359
Sharia Other Services	1,445,377	1,216,406	998,163	1,964,752	1,378,999

* In 2023, it was adjusted to the organizational structure and became part of Micro Credit, Retail and Medium Credit and Commercial and Corporate Credit.
** In 2020 to 2021, it was part of Corporate Medium and Syndication Loan as well as Retail Micro Credit and Programs

Stock Information

Table of Prices, Volume and Capitalization of Bank Jatim Stock 2023-2024

Year	Price per share				Number of shares outstanding (shares)	Trading Volume (Shares)	Market Capitalization (IDR Billion)
	Opening (IDR)	Highest (IDR)	Lowest (IDR)	Closing (IDR)			
2024							
Quarter I	625	695	595	600	15,015,498,082	622,466	10,360
Quarter II	600	605	496	525	15,015,498,082	1,040,025	7,582
Quarter III	525	585	520	565	15,015,498,082	187,957	8,483
Quarter IV	570	575	530	540	15,015,498,082	196,815	8,108
2023							
Quarter I	710	755	685	735	15,015,498,082	139,115	11,036
Quarter II	735	745	740	645	15,015,498,082	104,445	9,684
Quarter III	650	660	635	635	15,015,498,082	113,499	9,534
Quarter IV	640	640	600	625	15,015,498,082	224,325	9,384

Graph of Bank Jatim Stock Closing Price for 2023-2024

Stock Closing Price (IDR)

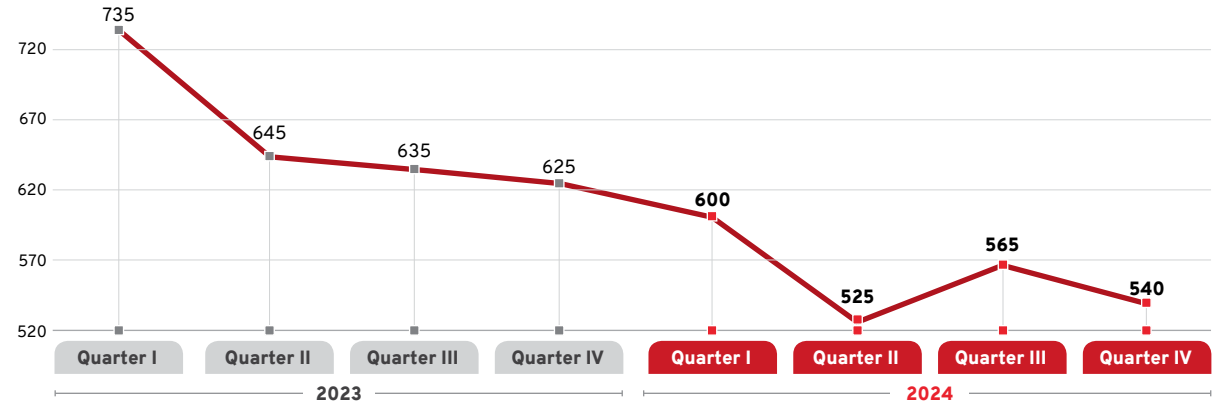

Graph of Bank Jatim Stock Trading Volume in 2023-2024

Trading Volume (Share)

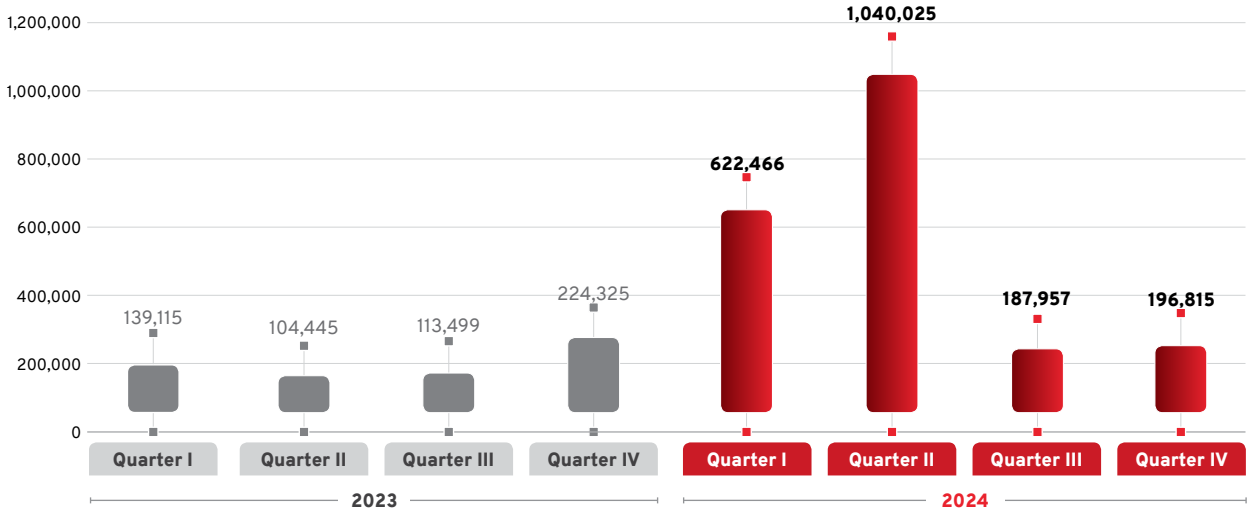

Graph of Price and Trading Volume of Bank Jatim Stock in 2023 – 2024

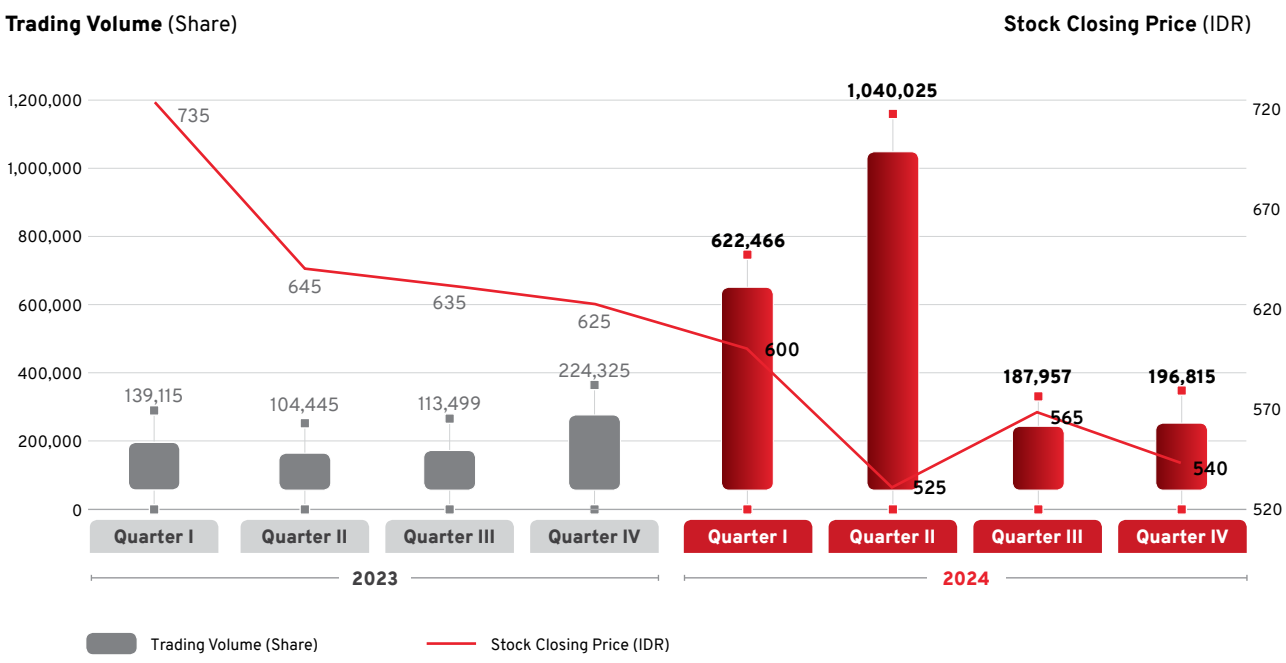

Corporate Actions

In 2024 Bank Jatim did not carry out corporate actions related to activities that affect the number of outstanding stock, including stock splits, stock mergers, stock dividends, bonus stock, and changes in the nominal value of stock.

Termination Action While Trading of Stock (Suspension) and/or Removing of Stock (Delisting)

As of December 31, 2024, Bank Jatim has never been subject to sanctions for temporarily suspending stock trading (suspension) and/or delisting stock (delisting).

Bonds, Sukuk and/or Convertible Bonds Information

As of December 31, 2024, Bank Jatim has not issued bonds/sukuk/convertible bonds. Thus, there is no information regarding bonds/ sukuk/ convertible bonds

Other Funding Sources

As of December 31, 2024, Bank Jatim has not issued other securities, so there is no information on the chronology of issuance and/or listing of other securities.

Company Analysis Report

No	Name	Recommendation	Target Price	Date
1.	Binaartha Sekuritas	Hold	670	May 22, 2024
2.	PT Sinarmas Sekuritas	Buy	690	May 2, 2024

Resume

- Productive asset performance through loans distribution and ownership of securities could provide optimal net interest income with positive growth of 9.87% Yoy in Q2-2024 and 9.58% Yoy in Q3-2024 followed by Net Interest Income growth. The Company's asset management generated net interest income that grew by 9.58% Yoy.
- Loans distribution grew by 20.13% Yoy. DPK management grew by 3.93% Yoy with the largest contribution, coming from savings that grew by 17.09% Yoy. Net profit in Q3-2024 was IDR 930 billion or decreased by -15.04% Yoy, while CKPN grew by 59.82% Yoy. Meanwhile, Gross NPL was 3.45%, with loans costs of 1.48% with coverage of 88.12.
- ROA of 1.63%, ROE of 11.57%, NIM of 5.72%. The LDR ratio continuously increased above 70%, in line with loans growth that was quite high above the banking average and increasing the CASA ratio so that the DPK condition was more balanced and could reduce interest costs.
- Bank Jatim's active participation in the implementation of the KUB also provided positioning that the Company had good business, and financial and human capital strengthened so that it could synergize with other BPDs to grow together. In the process, in line with corporate actions, a business required accurate business steps and calculations, including support from each Controlling Shareholder and OJK as a regulator.

Important Events in 2024



22 February 2024

As a support manifestation in order to improve the social welfare of the community, Bank Jatim had synergized with BPJS Employment to support the National Movement of Vulnerable Workers Care (GN Lingkaran) program.



24 April 2024

Bank Jatim provided an ambulance to PMI East Java to optimize health services.



14 May 2024

Bank Jatim was appointed by Bank Indonesia as Primary Dealer PUVA.



7 June 2024

Launching on Card-less Transaction Feature in ATMs & CRMs.



26 June 2024

MOU signatory between Bank Jatim with Muhammadiyah PW of East Java.



21 August 2024

Launching on Cash Waqf Linked Deposit (CWLD) program.



24 August 2024

Launching on Jconnect Remittance Hong Kong Corridor, such as money transfer transaction from Hong Kong via counterpart remittance collaborating with Bank Jatim which was Chandra Remittance.



27 August 2024

Regional Bank MURI Record with the Largest Loans Contract Consumer.



24 September 2024

Closed Loop MOS signatory with Coordinating Ministry for Economic Affairs in developing Closed Loop Agribusiness Horticulture Partnership in Malang Regency.



12 September 2024

Utilization and exchange of KUR data for the placement of Indonesian migrant workers.



15 September 2024

The 2024 JConnect Run.



27-29 September 2024

The 2024 Bank Jatim's Semarak Lelang.



13-15 October 2024

Educational, Exhibition and Business Matching Events attended by export-oriented IKM/UKM partners of Bank Jatim, and presenting potential buyers from several countries, including Taiwan, Japan, Malaysia, UAE, and Bangkok.



30 October 2024

Bank Jatim conducted mass loans contract with Sugarcane Farmers with the total values as of IDR24 Million.



8 November 2024

Shareholder Agreement by and between the Lampung Provincial Government and Bank Jatim as the Controlling Shareholder (PSP) of Bank Lampung to regulate the rights and obligations, control, and authority over Bank Lampung.



10 November 2024

Gemerlap Undian Tabungan Simpeda was successfully held.



14 November 2024

Bank Jatim distributed CSR to Pamekasan Regional Government, a support to MSMEs advancement.



18 November 2024

The 2024 Hajj Literacy Gathering.



12 December 2024

Shareholder Agreement by and between the Banten Provincial Government and Bank Jatim as the Controlling Shareholder (PSP) of Bank Banten to regulate the rights and obligations, control, and authority over Bank Banten.



16 December 2024

Shareholder Agreement by and between the East Nusa Tenggara Provincial Government and Bank Jatim as the Controlling Shareholder (PSP) of Bank NTT to regulate the rights and obligations, control, and authority over Bank NTT.



18 December 2024

BJTM held Multipurpose Loans Draw with Umra Prizes, a gratitude to Customers.



23 December 2024

PKS Signatory with the Ministry of PUPR regarding the distribution of FLPP KPR Sejahtera and the 2025 Tapera Financing.



24 December 2024

Shareholder Agreement by and between the Southeast Sulawesi Provincial Government and Bank Jatim as the Controlling Shareholder (PSP) of Bank Sultra to regulate the rights and obligations, control, and authority over Bank Sultra.



24 Desember 2024

Cooperation Agreement Signatory with SMF Sharia regarding uncommitted facility line for mudharabah muqayyadah financing.


ekspresi
JATIM



Report of Board of Directors and Board of Commissioners

02

Board of Directors' Report

This collaboration has fostered sustainable synergy in terms of capital, finance, business, and other supporting aspects, while also creating added value for fellow Regional Development Banks (BPD). Bank Jatim continues to strive for a balance between business achievements and broader benefits for stakeholders. This is realized through the concept of Value Beyond Profit to support sustainable finance.

On this occasion, allow us to present the Bank's management report for 2024, covering the Bank's performance, business prospect analysis, developments in corporate governance implementation, performance evaluation of Committees under the Board of Directors, and changes in the composition of the Board of Directors.

Analysis of Bank Performance

As a company engaged in the banking sector, the aims and objectives of Bank Jatim are to carry out business in the field of financial and insurance activities, especially banking, in accordance with the provisions of the applicable laws and regulations. In accordance with the vision and mission, Bank Jatim developed competitive and professionally managed products and services in order to encourage regional economic growth. The Bank owned both conventional and sharia products and services as follows:

1. Savings products included Rupiah Current Accounts, Foreign Currency, Current Accounts, Rupiah Deposits, Foreign Currency Deposits, Simpeda Savings, Cycle Savings, Hajj Savings, My Savings, Student Savings (SIMPEL), Laku Pandai Savings (SiPandai) and Cycle Retirement Savings.
2. Consumer Loan products included Multipurpose Loans, Employee Loans & Personal Loans, Car Allowance Programs for Motor Vehicle Loans, Cash Collateral Loans, Gold Collateral Loans and Property Loans.
3. Corporate and Syndication Products included Transactional Contract Contractor Loans, Standby Loans, Contractor Loans, General Installment Working Capital Loans, Current Account Working Capital Loans, Investment Loans, Property Construction Loans, Syndication Loans, Loans to Regional Public Service Agencies (BLUD), Receivable Financing Loans, Local Government Loans and Trade Finance Loans.
4. Micro Credit products include Jatim Micro Loans, Micro Business Loans (KUR), Fintech Linkage Loans, Revolving Fund Credit (Dagulir), and the Warehouse Receipt Subsidy Scheme (S-SRG).
5. Retail Credit products include Jatim Retail Loans, BPR Linkage Loans, Loans to Cooperatives for Members (KKPA), Loans to Cooperatives (KKOP), and BPR RC Loans (Current Accounts).
6. Treasury products include General Foreign Exchange (Telegraphic Transfer), Bank Notes, and Deposit on Call.
7. Trade Finance products include Export, Import, and Domestic Transactions (SKBDN).
8. Business services include Bank References, National Clearing, Real-Time Gross Settlement (RTGS), Rupiah Collection, Foreign Currency Collection, Check Clearing, BPD Net Online, Jatim Electronic Transfer System (JETS), Jconnect Invest, Western Union, and Remittance Transactions.
9. Institutional services include Tax Services, Bill Payments, Payroll Services, and Trade Transaction Services.
10. Sharia Financing Products included General financing, iB Griya Barokah KPR, Prosperous KPR, Sharia Multipurpose, iB Barokah Gold, Gold Metal Ownership, Linkage Program, Umroh iB Maqbulla, iB Barokah Property Construction Working Capital Financing, iB Barokah Land Acquisition Financing, Capital Financing of Working Pattern of iB Barokah Presidential Decree, iB Barokah Bonded Investment Collateral Financing (ITIB), iB Barokah Receivable Financing (Factoring), Syndication Financing, Employee and Personal Financing, Bank Guarantees and Halal Industrial Area Financing.
11. Sharia funding products and services included iB Barokah Current Account, Simpel iB Savings, My iB Savings, iB Amanah Umroh Savings, Sipandai iB Barokah Savings, Santri Savings, iB Barokah Savings, Barokah Prosperous Savings, iB Amanah Hajj Savings, Barokah iB Plan Savings, Retirement Savings iB Barokah, Barokah Deposits, Virtual Accounts, Payment Points, E-Channels (SMS Banking, J-Connect Mobile and JConnect Internet Banking) and iB Barokah Endowments.

Busrul Iman

President Director

Esteemed Shareholders and Stakeholders,

We extend our gratitude to God Almighty for His blessings and grace, as Bank Jatim has recorded positive performance throughout 2024. The year 2024 marks a historic milestone for Bank Jatim with the successful corporate action of the Bank Business Group (KUB) between Bank Jatim and Bank NTB Syariah.



12. E-channels and other services included SMS Banking (3366), JConnect Internet Banking, JConnect Mobile Banking, JConnect E-Kmg, JConnect E-Loan, Laku Pandai Services (Sipandai Bank Jatim), Info Bank Jatim (14044), ATM Cards Bank Jatim Debit, Bank Jatim Flazz Card (Co- Branding), Safe Deposit Box, Electronic Civil Servant Car (KPE), Virtual Account, East Java E-Samsat, National Digital Samsat (Signal), East Java Code QRIS and BJTM Connect.

To optimize its products and services for customers, the Bank has established a business network and operational areas supported by Branch Offices and Service Offices, both conventional and sharia, across East Java, Jakarta, and Batam. As of December 31, 2024, the Bank operates 48 Branch Offices, 175 Sub-Branch Offices, 214 Cash Offices, 197 Payment Points, 40 Mobile Cash/Mobile ATM Units, and 198 Sharia Service Offices.

Effective Organizational Structure Strengthening

Adjusting the organizational structure is one of the key strategies necessary for the Bank to become an Agile Organization. Moreover, the proper organizational structure adjustment supports the smooth execution of the Bank's business processes, enabling the company to achieve its vision and mission effectively. The implementation of Bank management is reflected in Bank Jatim's organizational structure, which is divided into six (6) Directorates under the President Director, namely: Directorate of Micro, Retail, and Medium, Directorate of Finance, Treasury, and Global Services, Directorate of Risk Management, Directorate of IT and Digital, Directorate of Operations, and Directorate of Compliance. Each Directorate is divided into several Divisions that support the execution of tasks related to the Board of Directors. The President Director is supported by the Corporate Secretary Division and the Internal Audit Division. The President Director is also supported by several SEVPs, including SEVP Corporate, Syndication and Institutional, SEVP Consumer Banking, SEVP Sharia Business, SEVP Corporate Transformation, and SEVP Network and Services. The Directorate of Micro, Retail, and Medium is supported by the Retail and Medium Credit Division as well as the Micro Credit Division. The Directorate of Finance, Treasury, and Global Services is supported by the Accounting and Financial Management Division, the Treasury Division, and the International Banking Division. The Directorate of Risk Management is supported by the Risk Management Division, the Credit Risk Division, and the Credit Restructuring and Resolution Division. The Directorate of IT and Digital is supported by the Information Technology Division as well as the Digital Banking Division. The Directorate of Operations is supported by the Operations Center Division, the General Affairs Division, and the Product Development Division. The Directorate of Compliance is supported by the Compliance Division, the Legal Division, and the Policy and Procedure Division. All Divisions have contributed to the performance achievements of their respective Directorates and the overall performance of the Bank.

Human Capital and Its Management

In carrying out its operational activities, Bank Jatim has a total of 7,366 employees with the following educational background breakdown: 2,209 employees with non-degree education, 4,806 employees with a bachelor's degree (S1), 346 employees with a master's degree (S2), and 5 (five) employees with a doctoral degree (S3). In 2024, Bank Jatim implemented a competency development program focused on business performance priorities and employee needs. This program was conducted through in-house training in collaboration with external and internal parties, as well as public training. Throughout 2024, a total of 5,305 employees out of 5,327 employees participated in training programs relevant to their positions and needs.

Information Technology Innovation

Bank Jatim recognizes that the demand for digitalization services continues to increase. The Bank has innovated and invested in technology to remain competitive in the advancement of digital banking technology. In 2024, Bank Jatim took steps to develop information technology innovations, such as the development of New JConnect Mobile, which is almost equivalent to a super app Mobile Banking, and the development of Digital Ecosystem Digitalization. Bank Jatim remains consistently committed to transformation and innovation by making digitalization its foundation. This is because digitalization consolidates business processes, enhances speed, and enables the Bank to achieve optimal performance.

Operational and Financial Performance

Operational and financial performance in 2024 recorded positive growth. This section will present an economic analysis, the determination of competitive loan and deposit interest rates, strategic policies and strategies, achievement of performance targets, as well as the challenges faced by the Bank and the efforts to overcome them.

Economic Analysis

The global economic conditions in 2024 faced several major challenges that had the potential to disrupt global economic stability. These challenges were primarily related to escalating geopolitical tensions, such as the ongoing Russia-Ukraine conflict, which created uncertainty across many sectors, including global energy and food supply chains. Amid these geopolitical tensions and policies affecting international

relations, global economic growth in 2024 reached 3.2%. Developed countries experienced relatively slow growth of 1.7%. Meanwhile, developing countries, despite facing similar challenges, achieved higher growth at 4.2%. On the other hand, the Middle East and Asia, which also encountered various political and economic challenges, recorded a growth rate of 2.4%, despite ongoing tensions in several regions.

Amid the dynamics of global economic conditions, the national economy remained resilient, although it experienced a relative slowdown compared to the previous year. The national economy grew cumulatively by 5.03% in 2024, driven by domestic demand, particularly from the household sector, as well as the support of responsive economic policy measures.

From the banking industry perspective, the national financial system stability (SKK) was also supported by the resilience of the banking sector. This resilience was reflected in strong intermediation performance, well-maintained credit quality, and relatively robust capitalization, accompanied by a gradually improving NPL ratio over the years. Bank credit in 2024 grew by 10.39% (yoy), slightly increasing from the previous period's 10.38% (yoy), demonstrating the strength and adaptability of Indonesia's banking sector in response to the evolving economic landscape. Similarly, Third-Party Funds (DPK) in the banking sector grew by 4.48%, higher than the 3.73% (yoy) recorded in 2023, indicating the public's preference for more liquid deposit instruments amid ongoing economic dynamics.

Amid these dynamics, Indonesia's banking sector successfully maintained credit quality stability. The gross NPL ratio of Indonesian banks in 2024 remained stable at 2.08%, improving from 2.19% in 2023. This reflects the banking sector's resilience despite persistent economic challenges. The decline in the NPL ratio signifies the success of Indonesian banks in managing credit risks effectively, supported by sound economic policies and innovations in risk management. However, it remains crucial for banks to sustain credit quality and stay vigilant against potential risks arising from changes in domestic and global economic conditions.

Determination of Credit, Savings and Competitive Interest Rates

Based on economic and industry analysis while considering existing challenges, Bank Jatim has set market targets focused on increasing Third-Party Funds (DPK) and loans. The DPK and loan disbursement targets for 2024 were set at IDR 90.76 trillion and IDR 66.83 trillion, respectively. This growth was pursued through various promotional programs and collaborations with banking institutions, entities, and other companies.

To achieve these market targets, the prime lending rates for 2024 have been established as follows:

Table of Prime Lending Rate

Bank Jatim Prime Lending Rate as of December 2024				
Based on Business Segment				
Corporate Loan	Retail Loan	Micro Loan	Consumer Loan	
			KPR	Non KPR
7.85%	8.93%	13.35%	8.23%	9.52%

In addition, bank Jatim also set competitive and competitive interest rates for time deposits and current accounts presented as follows:

Table of Savings Interest Rates as of December 2024

Tier	Interest Rate
RUPIAH (IDR)	
SIMPEDA	
0-< IDR 1 million	0,00%
IDR 1 million -< IDR 10 million	0,50%
IDR 10 million -< IDR 50 million	0,75%
IDR 50 million -< IDR 500 million	1,00%
≥ IDR 500 million	1,50%
SIKLUS	
0-< IDR 1 million	0,00%
IDR 1 million-< IDR 10 million	0,75%
IDR 10 million-< IDR 50 million	1,00%
IDR 50 million -< IDR 500 million	1,25%
≥ IDR 500 million	1,50%
SIKLUS MIKRO KECIL (SiUMI)	
0-IDR 500 thousand	0,00%
> IDR 500 thousand	1,50%
SIKLUS NELAYAN (SiNyal)	
0-IDR 500 thousand	0,00%
> IDR 500 thousand	0,50%
HAJI	
All nominals	1,00%
TABUNGANKU	
0-IDR 500 thousand	0,00%
>IDR 500 thousand-IDR 1 million	0,25%
>IDR 1 million	1,00%
	Note: • Interest is calculated daily and follows the applicable tiering system. • Interest is paid according to the payment period.
SIKLUS PRIORITAS	
0-< IDR 500 thousand	0,00%
IDR 500 thousand-< IDR 7,5 million	1,50%
IDR 7,5 million-< IDR 100 million	1,75%
IDR 100 million-< IDR 1 billion	2,00%
≥IDR 1 billion	2,25%
SIMPANAN LAKU PANDAI	
All nominals	0,50%
SIKLUS PENSIUN	
0-< IDR250 thousand	0,00%
IDR 250 thousand -< IDR 7,5 million	1,25%

Tier	Interest Rate
IDR 7,5 juta-< IDR 100 million	1,50%
≥IDR 100 million	1,75%
VALAS	
SIKLUS VALAS	
USD	
< USD 100	0,00%
> USD100,00-≤ USD10.000,00	0,05%
> USD10.000,00-≤ USD100.000,00	0,15%
> USD100.000,00	0,25%
SGD	
< SGD100	0,00%
> SGD100,00-≤ SGD10.000,00	0,05%
> SGD10.000,00-≤ SGD100.000,00	0,15%
> SGD100.000,00	0,20%
EUR	
0-EUR300	0,00%
> EUR300	0,10%
JPY	
All nominals	0,00%
HKD	
All nominals	0,00%

Table of Time Deposit Interest Rates Per December 2024

Tier	Tenor (month)						
	1 Month	2 Month	3 Month	6 Month	12 Month	18 Month	24 Month
≥IDR 2,5 million-IDR 1 billion	2,70% pa	2,80% pa	2,90% pa	3,00% pa	3,10% pa	3,15% pa	3,15% pa
>IDR 1 billion	2,75% pa	2,85% pa	2,95% pa	3,05% pa	3,15% pa	3,15% pa	3,15% pa

Table of Foreign Exchange Interest Rates Per December 2024

Tier	Tenor (month)			
	1 Month	3 Month	6 Month	12 Month
USD				
≥ USD 1.000-≤ USD 100.000	0,75% pa			
> USD 100.000	1,00% pa			

Tier	Tenor (month)			
	1 Month	3 Month	6 Month	12 Month
SGD				
≥ SGD1.000	0,10% pa			
EUR				
≥ EUR750	Each placement must receive approval from the relevant Division			
JPY				
≥ JPY100.000	Each placement must receive approval from the relevant Division			
HKD				
≥ HKD7.500	Each placement must receive approval from the relevant Division			
AUD				
≥ AUD2.000	0,50% pa			
CNY				
≥ CNY7.000	0,70% pa			

*) above the counter rate, the branch request head office approval

Table of Interest Rates for On Call Deposits of December 2024

Tier	Interest Rate
Deposito On Call (IDR)	0.75% below the market interest rate of Government Banks, BPD or PrivateBanks obtained from LHBU or Reuters

Tabel Suku Bunga Giro Per Desember 2024

Tier	Interest Rate
RUPIAH	
Progressive daily current account service calculation	
IDR 0-IDR 5 million	0,00%
> IDR 5 million-IDR 100 million	0,50%
> IDR 100 million-IDR1 billion	0,75%
> IDR 1 billion-IDR 500 billion	0,90%
> IDR 500 billion-IDR 750 billion	1,25%
> IDR 750 billion	1,75%
Current account Escrow Account	Same as current account Rupiah. and must be included in the Cooperation Agreement (PK)
FOREIGN EXCHANGE	
USD Foreign Currency Current Account	
≤ USD1.000,00	0,00%
> USD1.000,00-≤ USD10.000,00	0,05%
> USD10.000,00-≤ USD100.000,00	0,15%
> USD100.000,00	0,25%

Tier	Interest Rate
SGD Foreign Currency Current Account	
≤ SGD1.000,00	0,00%
> SGD1.000,00-≤ SGD10.000,00	0,05%
> SGD10.000,00-≤ SGD100.000,00	0,15%
> SGD100.000,00	0,20%
EUR Foreign Currency Current Account	
EUR	0,10%
JPY Foreign Currency Current Account	
JPY	0,00%
AUD Foreign Currency Current Account	
AUD 15.000 -< AUD 150.000	0,20%
≥ AUD 150.000	0,50%
HKD Foreign Currency Current Account	
HKD 78.000 -< HKD 780.000	0,20%
≥ HKD 780.000	0,50%
CNY Foreign Currency Current Account	
CNY 72.000 -< CNY 720.000	0,20%
≥ CNY 720.000	0,50%

Table of Profit Sharing Ratio

Products	Profit Sharing Ratio	Realization of Sharing Ratio
Individual Wadiah Curent Account	0,00%	0,00%
General Wadiah Current Account for Service/Government	0,00%	0,00%
Public Private Wadiah Current Account	0,00%	0,00%
Government General Mudharabah Current Account	5,00%	0,47%
Public Private General Mudharabah Current Account	5,00%	0,47%
Individual Mudharabah Current Account	5,00%	0,47%
TabunganKu iB	0,00%	0,00%
Laku Pandai Savings	0,00%	0,00%
Simpel Savings	0,00%	0,00%
Santri Savings	0,00%	0,00%
Umroh iB Amanah Savings	0,00%	0,00%
Haji Amanah Savings	10,00%	0,94%
Barokah Savings	12,50%	1,17%
iB Barokah Sejahtera Savings	4,00%	0,38%
iB Barokah Plan Savings	25,00%	2,35%
iB Barokah Pension Savings	15,00%	1,41%
1 Month Deposit	36,00%	3,38%

Products	Profit Sharing Ratio	Realization of Sharing Ratio
3 Months Deposit	38,00%	3,56%
6 Months Deposit	41,00%	3,85%
12 Months Deposit	42,50%	3,99%

Strategy and Strategic Policy

The Board of Directors directly leads the formulation of the Bank's strategy through various meetings between the Board of Directors and key management. The strategy is outlined in the Bank's Business Plan (RBB), with its implementation continuously evaluated by the Board of Directors to ensure the effectiveness of the established strategies. The evaluation is conducted through various internal reports and meetings with Division Heads.

In line with the Bank's policy direction and considering the latest economic developments, management has formulated the strategic focus for 2024, which is implemented to achieve sustainable business growth as follows:

1. Implementation of the Perfect-I strategy, focused on strengthening the organization, improving IT policies, optimizing the core banking system, enhancing infrastructure management, developing innovative business applications, and increasing IT system security.
2. To improve the performance of the Sharia Business Unit (UUS) in accordance with OJK Regulation No. 12/POJK/2023, Bank Jatim implements the Dual Banking Leverage Model (DBLM) strategy.
3. Inorganic business growth strategy through capital investment in financial institutions or via the Bank Business Group.
4. Plan for issuing a Sustainable Public Offering (PUB) by issuing bonds.
5. Refinement of performance management system implementation (KPI effectiveness).
6. Transformation of Organizational Structure, Human Capital, and Digital Banking.
7. Optimization of policy and procedure forums to ensure effective and efficient discussions of internal regulations.
8. Planning office networks and services, particularly new branch offices, and expanding electronic networks in high-potential locations.
9. Accelerating credit growth, supported by the five pillars of Bank Jatim's transformation.
10. Increasing trade finance transactions.
11. Enhancing low-cost fund acquisition to improve CASA (Current Account Savings Account) ratio.
12. Improve Institutional Relations With Government And Private Agencies.

Achievement of Performance Targets

Based on the strategies that have been implemented, in 2024 Bank Jatim has achieved good performance as targeted. On a Bank Only basis, Bank Jatim's 2024 performance includes the following: in the Conventional segment, the total disbursement of Micro Segment Loans in 2024 reached IDR9.33 trillion, an increase of 39.77% compared to 2023 which was IDR6.67 trillion. The total disbursement of retail and medium segment loans in 2024 amounted to IDR11.06 trillion, an increase of 40.41% compared to 2023 which was IDR7.88 trillion. The total disbursement of corporate segment loans in 2024 was IDR7.35 trillion, an increase of 8.69% compared to 2023 which was IDR6.76 trillion. The total disbursement of consumer loans in 2024 was IDR33.37 trillion, an increase of 10.29% compared to 2023 which was IDR30.26 trillion.

In the Sharia segment, the total collection of third-party funds (DPK) in 2024 amounted to IDR2.93 trillion, an increase of 12.49% compared to 2023 which was IDR2.60 trillion. The increase in DPK collection mainly came from the growth of Giro IB Barokah (Mudharabah), which rose by 2,166.86% or IDR38.70 billion. The total loan disbursement in 2024 reached IDR2.67 trillion, an increase of 21.85% compared to 2023 which was IDR2.19 trillion. In terms of profitability, Bank Jatim recorded positive growth by the end of 2024. In 2024, the total net interest and sharia income was recorded at IDR5,476,918 million, an increase of 10.62% from 2023 which was IDR4,950,932 million.

In general, Bank Jatim has met the expectations of its stakeholders. Various targets that were set have been realized in 2024. The total assets reached 96.33% of the target, with a realization of IDR102.07 trillion in 2024, slightly below the target due to a decline in current accounts and deposits. Loan disbursement reached 95.85% of the target, with a realization of IDR64.06 trillion in 2024. Third-party funds in 2024 were realized at IDR77.50 trillion, achieving 85.39% of the target, in line with the decrease in current accounts and deposits. Nevertheless, third-party funds from savings grew by 9.18% year-on-year as part of efforts to increase low-cost funds.

On the revenue side, interest income achievement stood at 100.19%, with a 2024 realization of IDR8.03 trillion. The pre-tax profit for the current year in 2024 reached 81.92%, with a realization of IDR1.65 trillion, falling below the target due to an increase in operating expenses other than interest.

On a consolidated basis, Bank Jatim's performance in 2024 includes the following: the total loan disbursement in 2024 was IDR75.35 trillion, an increase of 37.60% compared to 2023, which was IDR54.76 trillion. The total loan disbursement to MSME debtors in 2024 was IDR20.94 trillion, an increase of 40.27% compared to 2023, which was IDR14.93 trillion. The total loan disbursement to non-MSME debtors in 2024 was IDR54.42 trillion, an increase of 36.61% compared to 2023, which was IDR39.83 trillion. The total third-party funds (DPK) collected in 2024 amounted to IDR90.01 trillion, an increase of 15.11% compared to 2023, which was IDR78.20 trillion. This increase in DPK mainly came from the growth in Savings by 22.76% or IDR6.56 trillion, and the growth in Deposits by 19.41% or IDR5.52 trillion.

The total assets in 2024 were IDR118.14 trillion, an increase of 13.76% compared to 2023, which was IDR103.85 trillion. Equity in 2024 amounted to IDR12.53 trillion, an increase of 3.09% compared to 2023, which was IDR12.15 trillion.

Obstacles Faced by Banks and Efforts to Overcome Them

Although showing good performance, the Bank also faces various challenges. These challenges include the need to improve human resource capabilities, especially in business and business support areas, to drive business growth. To overcome these challenges, the Bank has a strategy to fulfill adequacy and enhance personnel competencies, particularly in business areas, as well as to refine the implementation of the performance management system and fulfill supporting tools.

Another challenge relates to digital banking technology infrastructure, IT security, and the competence of its human resources. To address these challenges, the Bank implements the Perfect-I strategy, which focuses on strengthening the organization, improving IT policies, optimizing the core banking system, better infrastructure management, developing innovative business applications, and enhancing IT system security.

Suboptimal marketing activities are also one of the challenges faced by the Bank. To overcome this, the Bank has a strategy to carry out continuous promotional activities by following and adapting to National Holidays themes and supporting Government Programs by conducting comprehensive financial education and literacy activities for specific customer categories/groups.

Important Things to Happen in The Future and Business Prospects

The global economy is expected to remain stable despite facing various challenges. Post-pandemic, the global economy has shown resilience, but disparities still affect its potential for economic performance improvement in the coming years. One of the key factors influencing global economic performance is inflation. Although inflation rates in most countries have approached central bank targets, price pressures persist in certain nations. Additionally, the escalation of geopolitical conflicts and regional tensions, advancements in artificial intelligence (AI) disrupting the technology and production sectors, and extreme climate changes affecting energy and food supply chains have significantly impacted the global economy.

To support economic activities, central banks in various countries have implemented policies such as interest rate cuts, which are expected to stimulate the economy, as well as fiscal policy adjustments in response to monetary policy easing. In this context, the International Monetary Fund (IMF) projects that global economic growth in 2025 will continue to face various challenges that may hinder its acceleration.

Amid various global economic challenges, Indonesia's economic growth in 2025 is projected to reach 5.2%, driven by stable domestic demand and increased investment. Controlled inflation and heightened economic activity leading up to the elections and religious holidays are expected to further boost the economy. The financial services industry plays a crucial role in supporting this growth, with the sector anticipated to continue expanding alongside rising investments.

The positive outlook for Indonesia's economic growth aligns with projections for credit disbursement and Third-Party Funds (DPK) in the banking sector, which are expected to record stable growth in 2025. This growth is supported by macroeconomic stability and sustained domestic consumption. Bank lending is expected to continue expanding at a moderate pace, with

banks likely focusing on high-potential sectors such as MSMEs, infrastructure, and the technology and digital sectors, which have gained significant attention in recent years. According to Bank Indonesia's projections, bank credit is expected to grow by approximately 11%-13%, driven by increased demand for business capital in line with the recovery of the domestic economy and rising consumer spending. A more flexible monetary policy and relatively stable interest rates could also support credit expansion, although risks related to inflation and global uncertainties must still be carefully monitored.

Based on global and national economic conditions, as well as the future development of the banking industry, Bank Jatim remains highly optimistic about its long-term prospects. This optimism stems from various opportunities that can be leveraged to achieve long-term goals. These opportunities include:

1. The shift in consumer behavior towards utilizing banking technology.
2. The demographic landscape of the millennial generation, which consists of active internet and e-commerce users, as well as the potential for digital economy and finance.
3. The positive climate of sustainable economic growth in East Java.
4. The significant market potential of Bank Jatim, particularly among Civil Servants (PNS), the Islamic economic ecosystem, local and private government ecosystems, and the MSME ecosystem.
5. Regional economic development programs within East Java Province.
6. The utilization of Artificial Intelligence (AI) and emerging technologies to enhance operational efficiency and customer experience.
7. Collaboration with the creative and digital industries.

Based on the available opportunities, the formulation of Bank Jatim's business development strategy for 2025 is focused on the following aspects:

1. Development and strengthening of information technology security infrastructure.
2. Market deepening by leveraging technology and optimizing the role of branch networks, including financial agents.
3. Synergy with various parties, particularly the government, to drive performance achievements and contribute to the economy.
4. Optimization of digital-based and environmentally friendly products/services.

Corporate Governance

The implementation of Corporate Governance at Bank Jatim consistently adheres to applicable regulations. The application of good corporate governance (GCG) fosters strong business performance within the Bank's operations. In its efforts to establish robust and sustainable corporate governance, Bank Jatim applies GCG principles based on the ETAK concept (Ethics, Transparency, Accountability, and Sustainability). This approach aims to ensure that the bank is managed with principles that uphold business ethics, information transparency, clear accountability, and sustainability in its operations.

Ethics in Bank Jatim's governance encompass the application of moral values and integrity in every aspect of banking operations. Business ethics are implemented through the Code of Conduct, Anti-Fraud Policy, and Whistleblowing System. The Code of Conduct applies to all management and employees in carrying out banking activities and in interactions between Board of Commissioners, Board of Directors, employees, and all stakeholders. The Bank requires the signing of an Integrity Pact, which must then be implemented to the fullest extent. The successful implementation of the Code of Conduct is the responsibility of all leaders within their respective business units.

In order to prevent operational deviations within the Bank, particularly fraud that could harm customers or the bank itself, it is essential to enhance the effectiveness of internal controls as part of efforts to minimize fraud risks, including implementing an anti-fraud strategy. The fraud control system has been implemented in accordance with the anti-fraud strategy guidelines. Every fraud incident receives special attention in its resolution, and Bank Management requires all relevant internal stakeholders to be aware of fraud prevention. Continuous efforts are made to foster anti-fraud awareness through a zero-tolerance policy toward fraud. The Bank has conducted Whistleblowing System awareness campaigns alongside the dissemination of anti-fraud strategy implementation, as well as during exit meetings for audit results and employee briefings, including for new employees.

Regarding transparency, Bank Jatim is committed to maintaining transparency across all operational aspects, including providing information to stakeholders. The Bank has provided contact details through its website or Annual Report, allowing stakeholders to submit complaints, suggestions, or potential violations of their rights. In addition to the annual report, the Bank has disclosed corporate information through quarterly reports and financial statements, which can be accessed on the Bank's website. The public can transparently access all financial and non-financial reports published by Bank Jatim through various available channels in a timely, complete, and accurate manner.

Bank Jatim utilizes various communication channels for both internal and external parties to build the company's image through print media, electronic media, broadcast media, display media, and others. To facilitate public access to the latest information about the company, Bank Jatim maintains a corporate website at www.bankjatim.co.id, which also serves as a service portal. The website provides detailed information about Bank Jatim, including its history, organizational structure, vision and mission, management, network, achievements, funding products, credit products, and services for both conventional and Sharia banking. Additionally, the website contains information on CSR distribution and the latest news or updates about Bank Jatim.

To maintain the trust of shareholders and stakeholders, the Investor Relations team at Bank Jatim directly engages with investors, analysts, and shareholders to present the Bank's performance. Bank Jatim remains committed to transparency in reporting, ensuring that both periodic and incidental reports are submitted to regulators in a timely manner in accordance with applicable laws and regulations.

Regarding accountability, all Bank organs have carried out their duties and responsibilities effectively. Throughout 2024, the Board of Directors has fulfilled its duties, obligations, and responsibilities properly. The main tasks of the Board of Directors during 2024 included drafting the Bank's Business Plan, implementing IT strengthening projects and digital banking development, managing assets and finances, conducting Board of Directors meetings as well as joint meetings with the Board of Commissioners, organizing the Annual General Meeting of Shareholders for the 2023 financial year held in 2024, overseeing and improving internal business processes, implementing Good Corporate Governance in all business activities, distributing Corporate Social Responsibility funds through various Bank Jatim Cares programs, and carrying out other tasks related to the Bank's management.

Throughout 2024, the Board of Commissioners has performed its duties and responsibilities in overseeing management policies and the Bank's overall governance. The Board of Commissioners has issued 15 (fifteen) approval letters under its authority, as stipulated in the Bank's Articles of Association and applicable regulations. Additionally, throughout the year, the Board of Commissioners has provided recommendations and carried out its duties through various forums, including Board of Commissioners meetings, meetings with committees under the Board of Commissioners, and on-site visits.

To ensure the implementation of sustainability, as a financial institution playing a crucial role in regional economic growth, Bank Jatim is committed to integrating sustainability principles into its operations based on three main pillars: economic, social, and environmental aspects. In the economic aspect, Bank Jatim consistently applies the principle of prudence in credit distribution. The Bank provides credit to business sectors that meet the Sustainable Business Activity Criteria (KKUB), prioritizing efficiency and effectiveness in the sustainable use of natural resources. Additionally, when granting credit, the Bank pays close attention to Environmental Impact Analysis (AMDAL), particularly for large or high-risk companies applying for loans.

Regarding the social aspect, Bank Jatim is committed to providing the best products and services, including ensuring equal treatment for all customers. The bank guarantees that all consumers receive equal services without discrimination based on background, ethnicity, race, gender, religion, political views, or other factors. For employees, Bank Jatim is dedicated to providing equal employment opportunities, ensuring fair chances for skill development, career advancement, remuneration, and other benefits. For the community, Bank Jatim's operations have had a positive impact. The bank directly benefits society by offering various banking products and services across all districts and cities in East Java. As a regionally owned enterprise, Bank Jatim also contributes to the economic development of the area. Indirectly, the bank supports communities through the implementation of Corporate Social and Environmental Responsibility (TJSL) programs.

Bank Jatim strives to actively participate in environmental conservation efforts. This commitment is reflected in various environmental sustainability initiatives. The bank continuously seeks to preserve nature by using eco-friendly materials and equipment to support its operations. One such effort is replacing conventional lighting with LED lights in office buildings, as these materials are more environmentally friendly.

To evaluate the effectiveness of corporate governance implementation, Bank Jatim conducts periodic GCG Assessments in accordance with SEOJK 13/SEOJK.03/2017, issued on March 17, 2017, regarding Corporate Governance Implementation for Commercial Banks. The self-assessment results for the first and second semesters of 2024 yielded a rating of 3, indicating that corporate governance implementation is adequate or good but still has room for improvement and strengthening. The assessment results are followed up to enhance the continuous and effective implementation of good corporate governance.

Performance Assessment of Committees under The Board of Directors

In carrying out their respective duties and responsibilities, the Board of Directors is supported by seven committees under its supervision, which include:

1. Asset Liability Committee (ALCO);
2. Risk Management Committe;
3. Personnel Management Committee;
4. Information Technology Committee;
5. Credit Committee;
6. Credit Policy Committee;
7. Product Committee

Throughout 2024, the Board of Directors assessed that these committees effectively fulfilled their duties and responsibilities.

Changes in The Composition of Members of The Board of Directors

During 2024, there were changes in the composition of the Board of Directors. These changes were made based on the Bank's needs. The composition changes are as follows:

COMPOSITION OF THE BOARD OF DIRECTORS BEFORE THE 2023 FISCAL YEAR ANNUAL GMS

Before the 2023 Fiscal Year Annual GMS, the Board of Directors of Bank Jatim consisted of seven members, including one President Director and six Directors, as follows:

Busrul Iman	:	President Director
Tonny Prasetyo	:	Director of Compliance
Edi Masrianto	:	Director of Finance, Treasury & Global Services
R. Arief Wicaksono	:	Director of Micro, Retail & Medium Enterprises
Zulhelfi Abidin	:	Director of IT & Digital
Eko Susetyono	:	Director of Risk Management
Arif Suhirman	:	Director of Operations

COMPOSITION OF THE BOARD OF DIRECTORS AFTER THE 2023 FISCAL YEAR ANNUAL GMS

On February 7, 2024, the 2023 Fiscal Year AGMS decided to dismiss Tonny Prasetyo as Director of Compliance and approved the appointment of Umi Rodiyah as the Bank's Director of Compliance. Thus, the composition of Bank Jatim's Board of Directors after the 2023 Fiscal Year AGMS consists of seven (7) members, as follows:

Busrul Iman	:	President Director
Edi Masrianto	:	Director of Finance, Treasury & Global Services
R. Arief Wicaksono	:	Director of Micro, Retail & Medium Enterprises
Zulhelfi Abidin	:	Director of IT & Digital
Eko Susetyono	:	DirektDirector of Risk Management
Arif Suhirman	:	Director of Operations
Umi Rodiyah	:	Director of Compliance

COMPOSITION OF THE BOARD OF DIRECTORS AFTER THE 2024 FISCAL YEAR EXTRAORDINARY GMS

On December 11, 2024, the Extraordinary General Meeting of Shareholders (EGMS) decided to change the nomenclature of Bank Jatim's Board of Directors as follows:

Previous Nomenclature	New Nomenclature
President Director	President Director
Director of Micro, Retail & Medium Enterprises	Director of Micro, Retail Business & Sharia Banking
Director of Risk Management	Director of Risk Management
Director of IT & Digital	Director of IT, Digital & Operations
Director of Operations	Director of Medium, Corporate Business & Network
Director of Finance, Treasury & Global Services	Director of Finance, Treasury & Global Services
Director of Compliance	Director of Compliance

Thus, the composition of Bank Jatim's Board of Directors after the nomenclature change is as follows:

Busrul Iman	:	President Director
Edi Masrianto	:	Director of Finance, Treasury & Global Services
R. Arief Wicaksono	:	Director of Micro Business, Retail and Sharia Business
Zulhelfi Abidin	:	Director of IT, Digital & Operations
Eko Susetyono	:	Director of Risk Management
Arif Suhirman	:	Director of Medium Business, Corporate & Network
Umi Rodiyah	:	Director of Compliance

Closing

The Board of Directors expresses its gratitude to all shareholders, customers, business partners, and stakeholders for their trust and support in Bank Jatim. We also extend our highest appreciation to the entire management team and employees for their dedication and hard work in achieving the company's targets.

We hope this report provides a clear overview of Bank Jatim's performance and the strategic direction we will pursue in the future. May Bank Jatim continue to grow and bring greater benefits to the economy and society.

Surabaya, April 29, 2025
On behalf of the Board of Directors



Busrul Iman
President Director

Board of Directors

From Left to Right

Zulhelfi Abidin : Director of IT, Digital & Operations
R. Arief Wicaksono : Director of Micro Business, Retail and Sharia Business
Busrul Iman : President Director



Edi Masrianto	:	Director of Finance, Treasury & Global Services
Umi Rodiyah	:	Director of Compliance
Arif Suhirman	:	Director of Medium Business, Corporate & Network
Eko Susetyono	:	Director of Risk Management



The Board of Commissioners' Report

Dear Shareholders and Stakeholders,

We extend our gratitude to God Almighty for His blessings and grace, Bank Jatim was able to record strong performance in 2024. The Board of Commissioners extends its appreciation to the Board of Directors for maintaining and delivering solid performance amid global uncertainty caused by geopolitical dynamics.

On this occasion, the Board of Commissioners presents its supervisory report and advisory role to the Board of Directors throughout 2024. This report will include assessments of the Board of Directors' performance, views on the business prospects prepared by the Board of Directors, views on the Bank's corporate governance implementation, as well as the composition and changes in the members of the Board of Directors and Board of Commissioners. Herewith, we present the Board of Commissioners' supervisory report and advisory role regarding the management of the Bank for the 2024 financial year.

Performance Assessment of Board of Directors

Before presenting the Board of Commissioners' assessment on the Board of Directors' performance achievements, the Board of Commissioners will first outline the frequency and methods of providing advice to the Board of Directors, as well as the Board of Commissioners' oversight of the formulation and implementation of strategic alternatives.

Advice from the Board of Commissioners to the Board of Directors was provided both formally and informally through various means, including online and offline meetings, as well as in written form. Formal advice was delivered through Joint Meetings of the Board of Commissioners and the Board of Directors, while informal advice was given during on-site visits and sharing sessions. Throughout 2024, the Board of Commissioners held 18 (eighteen) joint meetings with the Board of Directors.

The Board of Commissioners has provided recommendations and carried out its duties and responsibilities accordingly. In 2024, the Board of Commissioners has issued 15 (fifteen) approval letters within its authority as stipulated in the Articles of Association and applicable regulations. Some of these approvals include the following.

1. Approval for the Implementation of the Annual General Meeting of Shareholders for the Fiscal Year 2023 of PT Bank Pembangunan Daerah Jawa Timur Tbk.
2. Approval for the Preparatory Briefing for the Fit & Proper Test by the Financial Services Authority for Prospective Members of the Sharia Supervisory Board.
3. Approval of the Key Performance Indicators (KPI) for the Board of Directors for 2023.
4. Approval of the 2024 Audit Plan.
5. Approval of the Corporate Action Plan for Capital Investment by Bank Jatim in Bank Lampung.
6. Approval of the Key Performance Indicators (KPI) for the Sharia Supervisory Board for 2023.
7. Approval of the Standard Operating Procedure (SOP) for the Work of the Board of Directors.
8. Approval of Adjustments to the 2024 Bank Jatim Business Plan.
9. Approval of the Product Activity Policy (KPA) for Anti-Money Laundering (APU), Counter-Terrorism Financing (PPT), and Prevention of Financial Crimes (PPPSPM).
10. Approval of the Revision of the 2024 Bank Jatim Business Plan.
11. Provision of Financing Facilities to Amal Usaha Muhammadiyah, Universitas Muhammadiyah Surabaya.
12. Acceleration of the Appointment of an Independent Consultant in Relation to the Planned Formation of a Banking Business Group (KUB) with Bank Sultra and Bank NTT.
13. Approval of the 2025 Bank Jatim Business Plan.
14. Approval and Appointment of a Public Accountant (AP) and/or Public Accounting Firm (KAP) to Audit the Financial Statements of PT Bank Pembangunan Daerah Jawa Timur Tbk for 2024.
15. Provision of Year-End 2024 Variable Compensation for Management, the Sharia Supervisory Board, and Committees of PT Bank Pembangunan Daerah Jawa Timur Tbk.

The Board of Commissioners consistently carries out its duties, obligations, and responsibilities in overseeing the formulation of alternatives, the determination, and the implementation of the Bank's strategies in accordance with the Company's Articles of Association and applicable laws and regulations. The supervision of strategy formulation is carried out by overseeing the preparation of the Bank's Business Plan (RBB) and approving the Corporate Plan and Business Plan. Meanwhile, supervision of strategy implementation is conducted through monitoring, advising, and guiding the Board of Directors in executing the Bank's business activities



In assessing the performance of the Board of Directors, the Board of Commissioners considers several aspects as the basis for evaluation. These aspects include economic conditions, performance achievements—covering operational performance, financial performance, and the company's soundness level. The assessment of the Board of Directors' performance can be presented as follows.

Global Economic Conditions

The global economic conditions in 2024 were confronted with various challenges, particularly related to geopolitical tensions due to the ongoing Russia-Ukraine conflict, as well as the re-election of President Donald Trump with his America First policies. These factors posed a risk of increasing fragmentation in global trade and investment, as well as heightened uncertainty in global financial markets, which affected global economic growth.

The divergence in economic growth patterns among countries is expected to persist as economic and trade fragmentation continues to intensify in the future. The World Economic Outlook report by the IMF, released in January 2025, revised economic growth projections for advanced economies—including Japan and the United Kingdom—downward compared to previous estimates. However, the U.S. economy is expected to remain strong, supported by improvements in employment conditions, rising domestic demand, and inflation stabilization. This has influenced market expectations regarding the Federal Reserve's interest rates (Fed Funds Rate), which are now anticipated to be lower than previous estimates.

National Economic Conditions

Amid the dynamics of global economic conditions, the national economy in 2024 grew cumulatively by 5.03%, driven by domestic demand, particularly from the household sector, as well as the support of a responsive economic policy mix.

National Economic Growth (%)

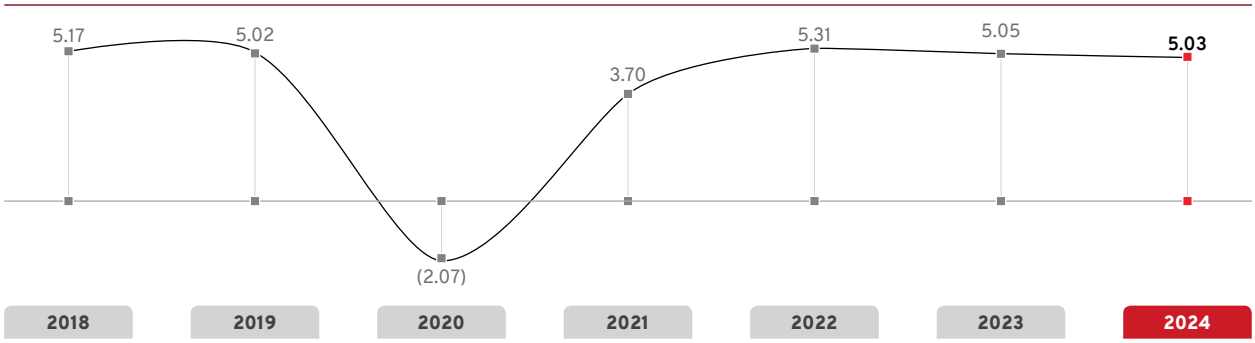

GDP Distribution (%)

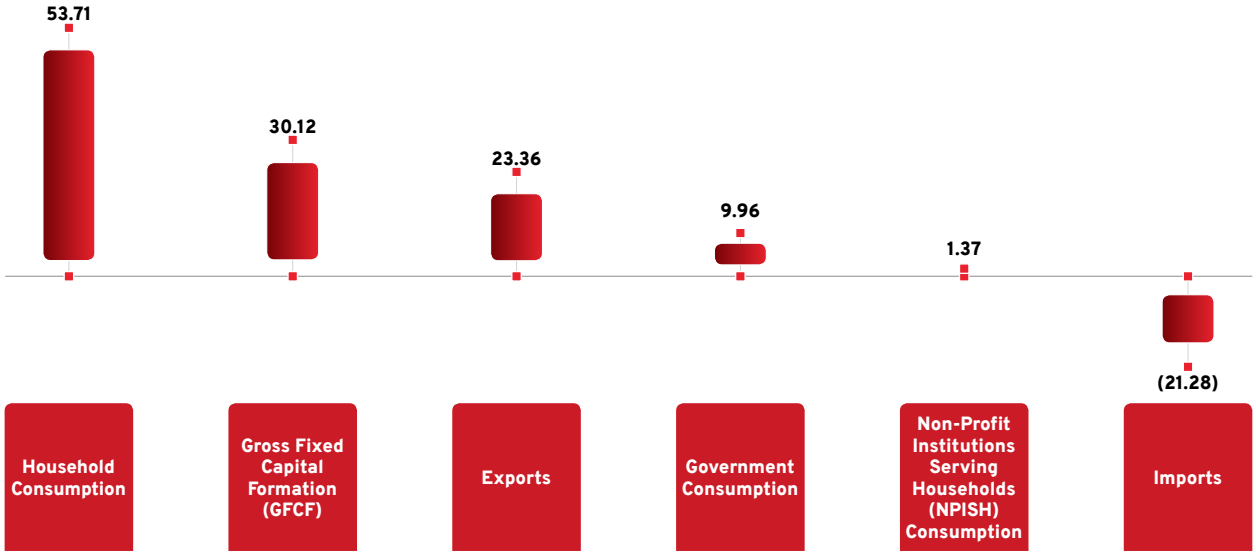

The Five Largest Economic Sectors



- **20.27%** Manufacturing Industry
- **13.02%** Wholesale and Retail Trade
- **11.33%** Agriculture, Forestry, and Fisheries
- **9.77%** Construction
- **7.39%** Mining and Quarrying

The structure of the national economy is still supported by the processing industry, trade, agriculture, construction, and mining & quarrying sectors. Cumulatively, all economic sectors have grown positively, although some sectors experienced lower growth compared to the previous year. The highest growth occurred in the Other Services sector, while the lowest growth was in the agriculture, forestry, and fisheries sectors, influenced by climate and weather factors.

Various accommodative economic policy mixes were established by the government to continue driving the acceleration of inclusive and sustainable economic growth while maintaining stability in the face of increasingly complex global challenges throughout 2024 and 2025. Therefore, the projection of macroeconomic assumptions indicates resilient performance, although it tends to be restrained.

Prospects and Economic Potential of The Region

Although overshadowed by global and national economic conditions that tend to be restrained, various institutions project that the regional economy of East Java Province will remain resilient until the end of 2024, and even experience growth in the following year.

Economic Projection of East Java Province

Institutions	Projection (%)	
	2024	2025
Bank Indonesia Jawa Timur	4.70 – 5.50	4.90 – 5.70
Bappeda Provinsi Jawa Timur	-	4.95 – 5.20
FEB Universitas Brawijaya	5.13 – 5.25	5.43 – 5.63
FEB Universitas Airlangga	5.17 – 5.49	5.27 – 5.49

Source: Regional Development Plan of East Java Province 2025 – 2026

In order to achieve the targeted economic growth as mentioned, the development direction is planned to be realized through 5 (five) priority developments as outlined in the 2025 – 2026 Regional Development Plan (RPD) of East Java Province, which consists of:

1. Development of globally competitive Human Resources (HR), as well as acceleration of extreme poverty alleviation in the 3T (Frontier, Outermost, and Disadvantaged) areas;
2. Development of growth center areas, such as strategic urban areas, environmentally friendly industrial zones, research and technology-based innovation industries, strategic tourism areas, and agricultural areas supporting food self-sufficiency;
3. Acceleration of development based on green and circular growth, as well as strengthening strategic conservation in the development of multi-infrastructure and maritime backbone, capable global/major ports to reduce logistics and production costs, and enhance industrial competitiveness in Java;
4. Development of supporting infrastructure, such as the development of multi-infrastructure connectivity backbone and feeders, as well as maritime backbone integrating strategic areas; development of connectivity routes between regions and special logistics routes, development of electrical and digital infrastructure, strengthening urban infrastructure, and improving access and quality of basic infrastructure; and
5. Completion of the Detailed Spatial Plan (RDTR) for districts/cities, spatial planning considering disaster risks, especially risk mitigation in urban and rural areas, and strengthening disaster resilience and climate change, particularly in urban areas and strategic areas.

The trend in the banking industry performance in East Java Province in 2024 (% yoy) tends to be fluctuating compared to the performance of the banking industry and BPD SI. The loan disbursement performance of the banking industry in East Java Province showed a decline, while the banking asset performance in East Java Province aligns with the trend of relatively increased third-party fund (DPK) collection.

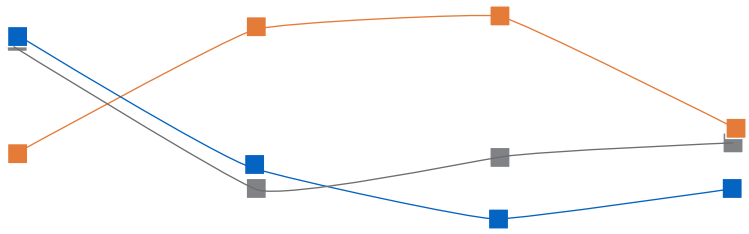

	2021	2022	2023	2024
Aset	7.97%	4.49%	3.01%	3.82%
Kredit	4.94%	8.25%	8.61%	5.45%
Total DPK	7.69%	3.72%	4.70%	5.14%

Source: SEKDA – Bank Indonesia

The development of digital technology and changes in public preferences for transactions have accelerated the transformation of the banking industry landscape as a whole. This has impacted the trend of declining numbers of bank branches and financing companies, particularly in the East Java Province.

Performance Achievements

Amid these economic conditions, the Board of Directors successfully navigated challenges and opportunities, achieving strong performance in 2024.

On a Bank Only basis, Bank Jatim's performance in 2024 includes, among others, on the Conventional side, the total disbursement of Micro Segment Loans in 2024 amounted to IDR9.33 trillion, an increase of 39.77% compared to 2023, which was IDR6.67 trillion. The total disbursement of Retail and Medium Segment Loans in 2024 reached IDR11.06 trillion, an increase of 40.41% compared to 2023, which was IDR7.88 trillion. The total disbursement of Corporate Segment Loans in 2024 was IDR7.35 trillion, an increase of 8.69% compared to 2023, which was IDR6.76 trillion. The total disbursement of Consumer Loans in 2024 was IDR33.37 trillion, an increase of 10.29% compared to 2023, which was IDR30.26 trillion.

In the Sharia segment, the total collection of Third-Party Funds (DPK) in 2024 amounted to IDR2.93 trillion, an increase of 12.49% compared to 2023, which was IDR2.60 trillion. The increase in DPK collection mainly came from the growth of Giro IB Barokah (Mudharabah) by 2,166.86%, or IDR38.70 billion. The total loan disbursement in 2024 was I DR2.67trillion,anincreaseof21.85%comparedto2023,whichwas IDR2.19 trillion.

From a Profitability Perspective, Bank Jatim recorded positive growth through the end of 2024. In 2024, the total net interest and sharia income amounted to IDR5,476.918 million, an increase of 10.62% compared to 2023, which was IDR4,950.932 million.

Overall, Bank Jatim has met the expectations of its stakeholders. Various targets set have been realized in 2024. The total assets reached 96.33%, with a realization of IDR102.07 trillion in 2024, slightly below the target due to the decline in current accounts and time deposits. The credit disbursement achievement was 95.85%, with a realization of IDR64.06 trillion in 2024. Third-party funds in 2024 amounted to IDR77.50 trillion, achieving 85.39%, in line with the decrease in current accounts and time deposits. However, third-party funds from savings grew by 9.18% YoY as an effort to increase low-cost funds.

In terms of revenue, interest income achievement was 100.19%, with a realization of IDR8.03 trillion in 2024. The pre-tax profit achievement for the year in 2024 was 81.92%, with a realization of IDR1.65 trillion, which was below target, due to an increase in operational costs beyond interest expenses.

On a consolidated basis, Bank Jatim's performance in 2024 includes, among others, The total loan disbursement in 2024 amounted to IDR75.35 trillion, an increase of 37.60% compared to 2023, which was IDR54.76 trillion. The total loan disbursement to MSME debtors in 2024 was IDR20.94 trillion, an increase of 40.27% compared to 2023, which was IDR14.93 trillion. The total loan disbursement to non-MSME debtors in 2024 was IDR54.42 trillion, an increase of 36.61% compared to 2023, which was IDR39.83 trillion.

The total collection of Third-Party Funds (DPK) in 2024 was IDR90.01 trillion, an increase of 15.11% compared to 2023, which was IDR78.20 trillion. The increase in DPK mainly came from the growth in savings, which increased by 22.76% or IDR6.56 trillion, and from the growth in time deposits, which increased by 19.41% or IDR5.52 trillion.

The total assets in 2024 amounted to IDR118.14 trillion, an increase of 13.76% compared to 2023, which was IDR103.85 trillion. Equity in 2024 amounted to IDR14.60 trillion, an increase of 20.15% compared to 2023, which was IDR12.15 trillion.

Bank Soundness Level

In addition to operational and financial performance, the Bank's Soundness Level is also one of the considerations for the Board of Commissioners in assessing the performance of the Board of Directors. The Bank conducts a self-assessment of its Soundness Level using a Risk-Based Bank Rating approach, guided by the Financial Services Authority Regulation No. 4/POJK.03/2016 concerning the Assessment of Commercial Bank Soundness Level. The assessment of the Bank's Soundness Level is conducted based on risks and performance, which can be observed from the final rating result (Composite Rating). The Bank Soundness Level assessment applies a risk-based bank rating approach covering four risk factors: Risk Profile, Good Corporate Governance (GCG), Earnings, and Capital.

The results of Bank Jatim's individual Soundness Level Self-Assessment as of December 31, 2024, place the Bank in Composite Rating 2 (Sound). This reflects the Bank's overall sound financial condition, demonstrating its capacity to withstand significant negative impacts from changes in business conditions and other external factors. . This is evidenced by the favorable ratings across key assessment factors, including Risk Profile, Governance Implementation, Earnings, and Capital. In cases where weaknesses are identified, they are generally not material.

Outlook on Business Prospects as Prepared by The Board of Directors

Global economic challenges are marked by rising debt burdens, inflation threats, and geopolitical tensions. The World Economic Forum (WEF) identifies the current global context as turbulent, involving: the impact of the Russia–Ukraine war, risks to economic recovery, economic divergence, erosion of social cohesion, geopolitical tensions, risks of climate action failure and secure digitalization. The World Uncertainty Index, which stood at 26.50 in Q4 2022, had declined to 17.90 by Q3 2024, prior to the Gaza war on October 7, 2024.

On the other hand, Indonesia's domestic economic challenges include increasing subsidies (pertalite, diesel, pertamax, biodiesel, LPG), direct cash assistance and other social support programs, easing political and social tensions, high youth unemployment, slow-paced recovery, growth remaining around 5% through 2024, and weakened political and economic institutions.

The direction of digitalization development in the banking industry is expected to accelerate, especially following the issuance of the Financial Services Authority Regulation (POJK) Number 12/POJK.3/2021 concerning Commercial Banks, which accommodates Digital Banks. Globally, the dynamics of the financial and digital banking industries are being responded to with the emergence of neobanks.

After taking into account the economic conditions, the Board of Commissioners is confident that the business prospects prepared by the Board of Directors are appropriate. The Board of Commissioners believes that Bank Jatim will be able to seize the opportunities arising from shifts in public behavior caused by technological disruption, particularly in the use of banking technology. This is also supported by the large number of millennials and Generation Z in East Java, who are active users of the internet and e-commerce, as well as the increasingly dominant digital economy and finance potential. Synergy and collaboration with various parties—both government and financial/non-financial industries—along with the still significant market potential such as civil servants (PNS) and the growing MSME sector, are also opportunities for Bank Jatim.

Outlook on Bank Governance Implementation

The implementation of good governance principles is essential for building investor and stakeholder trust, lowering the cost of capital, reinforcing the capital market and financial services sector, creating more job opportunities, and promoting economic growth aligned with sustainable development principles. Through the adoption of strong governance practices, Bank Jatim aims to enhance its competitiveness within the banking sector and make a meaningful contribution to environmental sustainability and social wellfare.

The implementation of good governance can be driven from two sides: ethics and regulations. The ethical-driven approach comes from the awareness of the bank's management and employees to practice governance that prioritizes the long-term sustainability of the company, protects the interests of shareholders and stakeholders, and avoids short-term profit-driven practices. On the other hand, the regulatory-driven approach mandates the company to comply with governance practices required by applicable laws and regulations. Both approaches complement each other in contributing to the creation of a healthier business environment.

The Board of Commissioners consistently carries out its supervisory function to ensure that the management of the Bank, as conducted by the Board of Directors, complies with prevailing laws and regulations while providing the necessary advice or opinions on every strategic action or activity to

achieve the Bank's objectives. The Board of Commissioners believes that GCG implementation within the Company has been effectively carried out. This is reflected in the following GCG components.

Risk Management

In implementing risk management, the Bank consistently complies with applicable regulations and laws. The Bank's risk management is governed by a Product and Activity Policy (KPA) and a Risk Management Standard Operating Procedure (SOP), which are prepared by referring to the OJK Regulations, Basel provisions, and banking best practices. This risk management policy is reviewed regularly to anticipate changes in business conditions, regulations, and the Bank's internal conditions.

The Bank has also developed a Recovery Plan to address potential financial issues that may arise. This Recovery Plan document outlines various recovery option mechanisms aimed at preventing, restoring, and improving the Bank's financial condition and business continuity in the event of a financial crisis that may disrupt the Bank's operations, in accordance with OJK Regulation Number 5 of 2024 concerning the Determination of Supervision Status and Handling of Issues in Commercial Banks.

The risk management framework and governance at the Bank consist of the Board of Commissioners, which performs the risk oversight function through the Audit Committee and the Risk Monitoring Committee, while the Board of Directors carries out the risk policy function through the Risk Management Committee. At the operational level, the Risk Management Unit (SKMR) and the Compliance Unit (SKK), together with the business units, are responsible for performing risk identification, risk measurement, risk mitigation, and risk control functions.

The duties, responsibilities, and authorities of the Board of Commissioners in overseeing the Bank's Risk Management activities include the following:

1. Ensuring that the implementation of Risk Management is adequate and aligned with the Bank's characteristics, complexity, and Risk Profile;
2. Having a sound understanding of the types and levels of risks inherent in the Bank's business activities;
3. Approving the Risk Management policy, including the strategy and risk management framework established in accordance with the Bank's risk appetite and risk tolerance;
4. Evaluating the Risk Management policy and Risk Management strategy at least once a year, or more frequently in the event of circumstances that may significantly impact the Bank's business activities; and
5. Evaluating the accountability of the Board of Directors and providing recommendations for improvement in the implementation of Risk Management policies on a regular basis, to ensure that the Board of Directors effectively manages the Bank's activities and risks.

The Board of Commissioners has actively conducted identification, measurement, monitoring, and control of risk through a self-assessment method. To support the self-assessment process, the following components can be explained:

1. Bank Soundness Level is assessed using a risk-based bank rating (RBBR) approach on an individual basis, covering the assessment of Risk Profile, Governance, Profitability, and Capital. Throughout 2024, Bank Jatim submitted the Bank Soundness Level report on an individual basis for the reporting periods of Second Semester 2023 and First Semester 2024 to the Regulator in a timely manner.
2. Individual Risk Profile covering the management of 8 types of risks (Credit, Market, Liquidity, Operational, Legal, Strategic, Compliance, and Reputational Risks). Throughout 2024, Bank Jatim submitted the results of its individual Risk Profile self-assessment for the reporting periods of Q4 2023 and Q1, Q2, and Q3 2024 to the Regulator in a timely manner.
3. Internal Capital Adequacy Assessment Process (ICAAP) report on an individual basis. Throughout 2024, Bank Jatim submitted its ICAAP report for the Second Semester of 2023 and the First Semester of 2024 to the Regulator in a timely manner.
4. Interest Rate Risk in the Banking Book (IRRBB) report. Throughout 2024, Bank Jatim submitted the IRRBB report on an individual basis for the reporting periods of Q4 2023 and Q1, Q2, and Q3 2024 to the Regulator in a timely manner.
5. Risk-Weighted Asset (RWA) Calculation Report for Credit Risk, Market Risk, and Operational Risk.
6. Liquidity Coverage Ratio (LCR) and Net Stable Funding Ratio (NSFR) Calculation Reports.
7. Leverage Ratio Compliance Report.
8. Recovery Plan Document.
9. Resolution Plan Document.

The implementation of Risk Management is carried out in alignment with the Enterprise Risk Management (ERM) framework. This framework provides the foundation for a proactive and forward-looking risk management process, aimed at ensuring sound and sustainable business growth, as well as comprehensive capital management. Within the ERM framework, risks are managed in an integrated manner by aligning the Bank's risk appetite with its business strategy.

The primary goal of implementing ERM is to help the Bank reach its objectives and Business Plan (RBB) while upholding prudential principles, ensuring robust financial performance, and adhering to relevant regulations. This is accomplished by consistently promoting a solid Risk Culture, which acts as the foundation for control mechanisms within the ERM framework. Furthermore, the Bank develops risk mitigation strategies to ensure that risk exposures stay within the defined risk appetite. The ERM framework refers to and is aligned with the scope of risk management as defined by the Financial Services Authority (OJK), which includes at a minimum the following elements:

1. Active oversight by the Board of Commissioners through the Risk Monitoring Committee, and by the Board of Directors through the Risk Management Committee;
2. Adequacy of policies, procedures, and limit-setting;
3. Adequacy of risk identification, measurement, monitoring, and control processes, including the risk management information system; and
4. A sound internal control system implemented at all levels of the organization and work units, in accordance with the Bank's size and business complexity.

In accordance with OJK regulations, there are eight (8) types of risk comprising credit risk, market risk, liquidity risk, operational risk, legal risk, strategic risk, compliance risk, and reputational risk. Pursuant to OJK Regulation No. 18/POJK.03/2016 concerning the Implementation of Risk Management for Commercial Banks, Article 23 stipulates the obligation for banks to submit a Bank Risk Profile Report to OJK every three (3) months, addressed to various levels of management including the Board of Commissioners and the OJK.

In addition, the Bank reviews audit findings as part of the risk evaluation process to mitigate potential risks. The result of Bank Jatim's Risk Profile self-assessment as of December 2024 was assigned a Composite Rating of 2 (low), with an Inherent Risk Rating of "Low to Moderate" and a Risk Management Quality Rating of "Fair." The Board of Commissioners, through the Risk Monitoring Committee, concluded that the adequacy of risk management is functioning effectively and sufficiently, as reflected in the following:

1. The adequacy of Risk Management policies and procedures and the effective establishment of risk limits, which include: the determination of risk measurement methods and risk management information systems, setting and enforcing risk limits, determining risk rating assessments, preparing contingency plans for worst-case scenarios, and establishing internal control systems in the implementation of risk management; and
2. The adequacy of the processes for identifying, measuring, monitoring, and controlling risks, and the adequacy of the Risk Management Information System (RMIS) in each work unit at both the Head Office and Branch Offices, in accordance with the Bank's business size and complexity.

Internal Control System

The Internal Control System (ICS) is a monitoring framework consistently implemented by the Bank's management. The successful implementation of ICS functions is a crucial element of management and forms the basis for stable and secure operations. It also assists Bank management in protecting the Bank's assets, improving adherence to applicable laws and regulations, and minimizing the risk of losses, irregularities, and breaches of prudential standards.

Bank Jatim implements the Internal Control System for Risk Management functions by adopting the Three Lines Model, where its implementation is a shared responsibility across the first, second, and third lines of defense. The ICS for risk management refers to the overall ICS framework, which includes the following:

1. An effective ICS that refers to established policies and procedures, and the consistent and continuous application of an adequate segregation of duties (four eyes principle);
2. A comprehensive ICS in the implementation of risk management;
3. Periodic reviews of the risk management implementation;
4. The results of the Risk Management review conducted by the Risk Management Unit (SKMR) are reported to the Board of Commissioners, Board of Directors, Director of Risk Management, Audit Committee, and the Internal Audit Unit (SKAI), and serve as input for enhancing the risk management framework;
5. Remedial actions on findings from both internal and external audits are monitored by SKAI. Any unresolved audit findings are reported by SKAI to the Board of Directors for necessary corrective action; and
6. The level of responsiveness to any weaknesses and/or violations of applicable internal and external regulations.

The implementation of a reliable and effective Internal Control System (ICS) is the responsibility of all parties across all work units and organizational levels within the Bank, which includes the following:

1. The Board of Commissioners is responsible for supervising the overall implementation of internal controls, including oversight of policies established by the Board of Directors related to internal controls;
2. The Board of Directors is responsible for establishing and maintaining an effective ICS and ensuring its secure and reliable operation in accordance with the Bank's internal control objectives. The Director overseeing compliance and risk management plays an active role in preventing irregularities by formulating policies related to prudential principles and conducting awareness programs for employees;
3. The Internal Audit Unit (SKAI) evaluates and actively contributes to the continuous improvement of ICS effectiveness, particularly concerning Bank operations

that have the potential to cause losses in achieving the Bank's established objectives. SKAI also ensures the independence of internal audit implementation through proper reporting lines and enhances the competence of internal auditors, especially regarding risk assessment practices and application;

4. Each officer and employee understands and implements the ICS established by management, recognizing that effective internal control enhances individual responsibility, fosters a strong Risk Culture and Compliance Culture, and accelerates the identification of unsound banking practices and organizational issues through an efficient early warning system;
5. External parties such as the OJK, Bank Indonesia, external auditors, and the Bank's customers also have a vested interest in the implementation of a reliable and effective ICS.

The Board of Directors conducts regular reviews of branch operational performance reports by assessing performance results and audit findings, including matters related to ICS deficiencies, inaccuracies in financial reporting, or other irregularities (fraud).
The Board of Commissioners and the Board of Directors offer guidance based on audit reports evaluating the adequacy of the ICS as carried out by SKAI, and they convene regular coordination meetings to address operational challenges and performance-related issues, including discussions of internal audit findings for the relevant period. The Board of Commissioners has concluded that the adequacy of the ICS is functioning effectively and remains sufficient.

Whistleblowing System

The successful implementation of a comprehensive anti-fraud strategy heavily depends on the commitment and dedication of the Board of Commissioners and the Board of Directors in fostering an anti-fraud culture and awareness across all levels of the Bank's organization. One of the key initiatives is the establishment of a written commitment called the Anti-Fraud Declaration, which is signed by the Board of Commissioners, the Board of Directors, and all employees within the Bank's organizational structure. Regarding the implementation of the Whistleblowing System (WBS), the Board of Commissioners plays a crucial role in reviewing the results of special audit reports derived from WBS reports.

Preventive actions, detection, and identification of potential risks serve as an early warning system (EWS) for operational processes. The identification of findings that indicate fraud is integrated into whistleblowing policies and mechanisms. This mechanism is expected to enable early detection of violations, enhance employee, customer, and stakeholder participation in reporting misconduct, and serve as an early warning signal for potential violations.

As a form of Bank Jatim's commitment to implementing an anti-fraud strategy, a whistleblowing mechanism, and ensuring protection for whistleblowers acting in good faith, the Bank is obligated to:

1. The Bank is obliged to protect whistleblowers.
2. The protection provided by the Bank to whistleblowers is intended to encourage whistleblowers to report fraud complaints clearly, in detail, and transparently.
3. Whistleblower protection includes protection of the whistleblower's identity and the contents of the report.
4. The Bank is committed to protecting whistleblowers who act in good faith and will comply with all relevant laws and regulations as well as applicable best practices in implementing whistleblower protection.
5. All fraud complaint reports will be kept confidential and secure by the Bank, and whistleblowers can obtain information regarding the progress of their reports.
6. The Bank provides protection to internal bank employee whistleblowers from dismissal, demotion, discrimination, intimidation, and other protections in accordance with applicable laws and regulations.

Bank Jatim will continue to enhance employee and stakeholder awareness and encourage the reporting of violations through the whistleblowing mechanism to create a clean and integrity-driven work environment. In line with this commitment, the following steps have been taken:

1. Implementing the Anti-Fraud Strategy (SAF) program, including surprise audits (Operational and Credit).
2. Conducting socialization sessions on the implementation of the anti-fraud strategy and whistleblowing system during audit exit meetings and for employees, including new hires.
3. Providing training on the anti-fraud strategy and whistleblowing system as part of the employee promotion program curriculum.
4. Developing the SAF system.

The Board of Commissioners believes that the management of the Whistleblowing System at Bank Jatim has been running effectively. In 2024, there were 15 (fifteen) reports that met the fraud criteria through the whistleblowing mechanism. As of December 31, 2024, 3 (three) reports remain under processing.

Sustainabillity Governance

As one of the regional banks playing a crucial role in the economy, Bank Jatim is committed to implementing sustainable governance to ensure responsible business operations in economic, social, and environmental aspects. Bank Jatim supports sustainable development by adopting sustainable finance in accordance with applicable regulations. This commitment is realized through the formulation of a Sustainable Finance Action Plan (RAKB). The priority of Sustainable Finance implementation at Bank Jatim includes the development of sustainable financial products and services as well as the enhancement of internal bank capacity.

As a concrete step in actively conducting sustainable business operations, Bank Jatim focuses its business activities on economic, environmental, and social aspects, as outlined in the RAKB. The Board of Directors has delegated authority related to policy formulation and strategy regarding economic, environmental, and social topics faced by the company, along with their impacts, to the Vice President of Strategic Planning and Performance Management, who is responsible for implementing sustainable finance at Bank Jatim.

In carrying out its duties, the Vice President of Strategic Planning and Performance Management is supported by the Vice President of Risk and Corporate Management as Deputy Project Manager, as well as the Assistant Vice President (AVP) of Strategic Planning and the Chief Marketing Officer (CMO) as Implementation Coordinators. Furthermore, the Strategic Planning and Management Division is accountable to the Supervisor, namely the Director of Bank Jatim, who is responsible for guiding, overseeing, and ensuring the achievement of the objectives of the Sustainable Finance Action Plan (RAKB). Bank Jatim evaluates the RAKB annually, with the findings presented to the Board of Directors and reported to the Board of Commissioners. The Board of Commissioners, assisted by the Audit Committee, the Remuneration and Nomination Committee, and the Risk Monitoring Committee, actively oversees the implementation of the RAKB, conducts periodic evaluations of its progress, and provides guidance and recommendations to ensure its successful execution.

Performance Assessment of Committees Under The Board of Commissioners

In order to improve the role of the Board of Commissioners in carrying out its supervisory function, the Board of Commissioners is assisted by 3 (three) committees, namely:

1. Audit Committee
2. Remuneration and Nomination Committee
3. Risk Monitoring Committee

The performance evaluation procedure for the Committees under the Board of Commissioners involves a periodic (annual) assessment conducted by the Board of Commissioners to evaluate the effectiveness of these Committees under the Board of Commissioners.

The evaluation criteria for the Committees under the Board of Commissioners are based on Key Performance Indicators (KPIs) set for each Committee. The KPIs consist of three (3) aspects: Active Supervision, Passive Supervision, and Competency Development. The Board of Commissioners assessed that throughout 2024, the Committees have carried out their duties and responsibilities effectively, worked independently, and provided valuable input and recommendations to the Board of Commissioners.

Changes in The Composition of The Board of Commissioners Perubahan Komposisi Dewan Komisaris

Throughout 2024, there have been changes in the composition of the Board of Commissioners. These changes were made based on the Bank's needs. The changes in the composition of the Board of Commissioners are as follows:

COMPOSITION OF THE BOARD OF COMMISSIONERS BEFORE THE ANNUAL GMS FOR THE 2023 FISCAL YEAR

The composition of the Board of Commissioners before the Annual GMS for the 2023 Fiscal Year consisted of four (4) members, comprising three (3) Independent Commissioners and one (1) Commissioner, as follows:

Adhy Karyono	:	Commissioner
Candra Fajri Ananda	:	Independent Commissioner
Muhammad Mas'ud	:	Independent Commissioner
Sumaryono	:	Independent Commissioner

COMPOSITION OF THE BOARD OF COMMISSIONERS AFTER THE ANNUAL GMS FOR THE 2023 FISCAL YEAR

On February 7, 2024, the Annual GMS for the 2023 Fiscal Year decided to honorably dismiss the late Suprajarto as President Commissioner and Candra Fajri Ananda as Independent Commissioner of the Bank. As a result, the composition of the Board of Commissioners after the Annual GMS for the 2023 Fiscal Year consisted of three (3) members, comprising two (2) Independent Commissioners and one (1) Commissioner, as follows:

Adhy Karyono	:	Commissioner
Muhammad Mas'ud	:	Independent Commissioner
Sumaryono	:	Independent Commissioner

COMPOSITION OF THE BOARD OF COMMISSIONERS AFTER THE EXTRAORDINARY GMS FOR THE 2024 FISCAL YEAR

On September 26, 2024, the Extraordinary GMS approved and appointed Dadang Setiabudi as an Independent Commissioner of the Bank. Thus, the composition of the Board of Commissioners after the EGMS consisted of four (4) members, comprising three (3) Independent Commissioners and one (1) Commissioner, as follows:

Adhy Karyono	:	Commissioner
Muhammad Mas'ud	:	Independent Commissioner
Sumaryono	:	Independent Commissioner
Dadang Setiabudi	:	Independent Commissioner

Closing

On this occasion, the Board of Commissioners would like to express its gratitude and appreciation to the Board of Directors, management, and all employees. The Board of Commissioners extends its highest appreciation for the performance achievements in the 2024 fiscal year. The Board of Commissioners also expresses its gratitude for the trust given by the shareholders to be an important part of Bank Jatim's business journey. To all other stakeholders, the Board of Commissioners extends its thanks for the cooperation that has been established thus far. Moving forward, the Board of Commissioners sincerely hopes that all levels of the Bank can continue to formulate appropriate strategies and lead the Bank toward even better growth.

Surabaya, April 29, 2025
On behalf of the Board of Commissioners



Adhy Karyono
Commissioner



Muhammad Mas'ud
Independent Commissioner



Dadang Setiabudi
Independent Commissioner



Sumaryono
Independent Commissioner

Board of Commissioners

From Left to Right

Adhy Karyono	:	Commissioner
Muhammad Mas'ud	:	Independent Commissioner
Dadang Setiabudi	:	Independent Commissioner
Sumaryono	:	Independent Commissioner



Responsibility of 2024 Annual Report

We, the undersigned, state that all information in the 2024 Annual Report of PT Bank Pembangunan Daerah Jawa Timur Tbk. has been published in complete version, and we are fully responsible for the accuracy of the contents of this report.

This statement was made with actual facts.

Surabaya, April 2025

Board of Directors



Busrul Iman
President Director



Umi Rodiyah
Director of Compliance



Eko Susetyono
Director of Risk Management



Zulhelfi Abidin
Director of IT, Digital & Operations



Edi Masrianto
Director of Finance, Treasury & Global Services



R. Arief Wicaksono
Director of Micro Business, Retail and Sharia Business



Arif Suhirman
Director of Medium Business, Corporate & Network

Board of Commissioners



Adhy Karyono
Commissioner



Muhammad Mas'ud
Independent Commissioner



Dadang Setiabudi
Independent Commissioner



Sumaryono
Independent Commissioner


EXCELLENCE
PROFFESIONAL
INTEGRITY
SYNERGY
NOVATION



Company Profile

03

Corporate Identity

Company Name
PT Bank Pembangunan Daerah Jawa Timur Tbk.

Stock Code
BJTM

Legal Basis of Establishment
Notarial Deed Anwar Mahajudin No. 91 dated August 17, 1961 and strengthened by the Decree of the Minister of Fownershipinance Number BUM.9-4-5 dated August 15, 1961.

Ownership
East Java Provincial Government (**51,13%**)
38 District/City Government (**28,35%**)
Society (**20,52%**)

Nick Name
Bank Jatim

Date of Establishment
August 17, 1961

Contact Address
Call Center :14044
SMS Banking : 3366
Telp :(031) 5310090-5310099
Faks. :(031) 5310838
Email :info@bankjatim.co.id
Website :www.bankjatim.co.id, www.bankjatim.id

Number of Employees
As of December 2024, 7,366 people (including outsourced personnel)

Business Fields
Finance

Listing on The Indonesia Stock Exchange
July 12, 2012

Authorized Capital
Rp9.000.000.000.000

Issued and Fully Deposited Capital
A total of 15,015,498,082 shares with a par value of IDR3,753,874,520,500

Company's Address

Head Office
Jalan Basuki Rachmad
98 – 104, Surabaya 60271

Corporate Secretary
Wioga Adhiarma Aji
Corporate Secretary
Kantor Pusat Bank Jatim
Jl. Basuki Rachmat
no. 98-104 Surabaya
Email: corsec@bankjatim.co.id

Investor Relation
Derry Widya Ariyanta
Corporate Secretary
Kantor Pusat Bank Jatim
Jl. Basuki Rachmat
no. 98-104 Surabaya
Email: iru@bankjatim.co.id

Office Network Data

1	Head Office	214	Cash Offices	106	CRM
48	Branch Offices	197	Payment Point	40	Car Cash ATM
175	Sub-Branch Offices	848	ATMs	198	Sharia Service Offices

@bankjatim | bankjatim | @bank_jatim | bank jatim

Name and Address of Branch Office and Sharia Branch Offices

Branch Office				
Name	**Address**	**Phone**	**Fax**	**Email and Web**
Surabaya a Main Branch	Jl. Basuki Rakhmad 98-104, Surabaya	(031) 5310090-99	(031) 5470159	Bankjatim.cabut@gmail.com www.bankjatim.co.id
Banyuwangi Branch	Jl. Basuki Rahmat no. 156 Banyuwangi	(0333) 421755/ 426755	(0333) 421555	umumsdmbanyuwangi@gmail.com www.bankjatim.co.id
Jember Branch	Jl. A. Yani no. 3A RT 01 RW 03 Patrang Jember 68137	(0331) 484605-07	(0331) 428376/ 481502	akuntansi.bpdjember@gmail.com www.bankjatim.co.id
Malang Branch	Jl. Jaksa Agung Suprapto 26-28 Malang	(0341) 321961	(0341) 325085/ 365212	bankjatim_malang@yahoo.com www.bankjatim.co.id
Madiun Branch	Jl. Jawa No. 43 Madiun	(0351) 464432/ 459202/476328/ 476315	(0351) 463665/ 491499	bankjatim_madiun@yahoo.com www.bankjatim.co.id
Kediri Branch	Jl. P. Kusuma Bangsa No. 122 Kediri	(0354) 680270	(0354) 682924	bankjatimkediri@gmail.com umum.bjkediri@gmail.com www.bankjatim.co.id
Pamekasan Branch	Jl. Panglima Sudirman No. 5 Pamekasan	(0324) 322451/ 322923	(0324) 322932	bankjatim.pamekasan@gmail.com www.bankjatim.co.id
Bojonegoro Branch	Jl. Mastrip 70 Bojonegoro	(0353) 882137/ 889753	(0353) 881028/ 891772	bankjatim_bojonegoro2004@yahoo.com www.bankjatim.co.id
Lumajang Branch	Jl. Alun-alun Barat 4 Lumajang	(0334) 881683/ 882111	(0334) 882830	bankjatimlmj@gmail.com www.bankjatim.co.id
Ngawi Branch	Jl. Yos Sudarso 32 Kel. Margomulyo Kec. Ngawi Kab. Ngawi	(0321) 862217	(0321) 861952	bankjatim.ngawi@gmail.com umum.bankjatimngawi@gmail.com www.bankjatim.co.id
Jombang Branch	Jl. K.H. Wakhid Hasyim 36, Kec. Jombang, Kab. Jombang	(0321) 862217	(0321) 861952	bankjatim.jombang@gmail.com www.bankjatim.co.id
Kraksaan Branch	Jl. Raya PB. Sudirman 144, Kraksaan	(0335) 841382/ 843184	(0335) 841124/ 842451	bankjatim_kraksaan@yahoo.com www.bankjatim.co.id
Probolinggo Branch	Jl. Soekarno-Hatta 311 Kel. Tisnonegaran Kec. Kanigaran Kota Probolinggo	(0335) 422552/ 421879	(0335) 422314	bjprob@gmail.com www.bankjatim.co.id
Blitar Branch	Jl. HOS Cokroaminoto 36-38, Blitar	(0342) 801462/ 806089/807333	(0342) 802262/ 801353	bankjatimblitar@gmail.com www.bankjatim.co.id
Tulungagung Branch	Jl. I Gusti Ngurah Rai 1, Tulungagung	(0355) 321105/ 321106/327581	(0355) 321104/ 320407	bankjatim.tulungagung@gmail.com www.bankjatim.co.id
Tuban Branch	Jl. Basuki Rakhmad 13 Tuban	(0356) 322725	(0356) 321169	bankjatimtuban017@gmail.com www.bankjatim.co.id
Mojokerto Branch	Jl. A. Yani No. 20, Mojokerto	(0321) 321261/ 323002	(0321) 396112/ 395950/ 395501	umum.mojokerto@gmail.com www.bankjatim.co.id
Sumenep Branch	Jl. Trunojoyo 49 Sumenep	(0328) 662557/ 662487	(0328) 665780	bjsumenep018@gmail.com www.bankjatim.co.id
Sampang Branch	Jl. K.H. Wakhid Hasyim 111, Sampang	(0323) 321226/ 323400/325004	(0323) 321493/ 325006	bankjatim_sampang@yahoo.com bjtmsampang@gmail.com www.bankjatim.co.id
Bangkalan Branch	Jl. K.H. Moh. Kholil 38 Demangan Bangkalan	(031) 3095502/ 3093416/3099085	(031) 3095722	bankjatim_bangkalan@yahoo.com www.bankjatim.co.id
Pasuruan Branch	Jl. Pahlawan No. 18 Pasuruan	(0343)421061/ 411609/426086/ 431957	(0343) 426085/ 432797	bankjatim_pasuruan@yahoo.com www.bankjatim.co.id
Nganjuk Branch	Jl. Gatot Subroto 8 Nganjuk	(0358) 325100/ 325101/323910	(0358) 324420	bankjatim_nganjuk@yahoo.com www.bankjatim.co.id
Trenggalek Branch	Jl. Panglima Sudirman No. 145 Trenggalek	(0355) 791676/ 791675	(0355) 792945	bankjatim_trenggalek@yahoo.com www.bankjatim.co.id
Ponorogo Branch	Jl. Diponegoro No. 42-44 Ponorogo	(0352) 461157/ 461158/ 484222	(0352) 484260/ 485485	bankjatim020@gmail.com www.bankjatim.co.id

Branch Office				
Name	**Address**	**Phone**	**Fax**	**Email and Web**
Pacitan Branch	Jl. A. Yani No. 82 Pacitan	(0357) 881320/ 881321	(0357) 882889/ 886456	cabang_pacitan@bankjatim.co.id www.bankjatim.co.id
Gresik Branch	Jl. Dr. Sutomo 181, Gresik	(031) 3982311 /3982313/3980580	(031) 3973976/ 3990937	bankjatim_gresik@yahoo.com bankjatim.gresik@gmail.com www.bankjatim.co.id
Sidoarjo Branch	Jl. Jend. A. Yani 29 Sidoarjo	(031) 8956108/ 8956109	(031) 8921631	bankjatim_sidoarjo@yahoo.com www.bankjatim.co.id
Lamongan Branch	Ruko Permata Lamongan Jl. PB Sudirman No 72 Lamongan	(0322) 321810/ 322769/311633/ 318508	(0322) 321494	bankjatimlamongan28@gmail.com www.bankjatim.co.id
Situbondo Branch	Jl. Basuki Rahmat 235 Situbondo	(0338) 674982/ 672123/ 674983	(0338) 672017	bankjatim_situbondo@yahoo.com www.bankjatim.co.id
Bondowoso Branch	Jl. Letnan Karsono No.1 Bondowoso	(0332) 427456/ 427447	(0332) 423524	bankjatim_bondowoso@yahoo.com www.bankjatim.co.id
Magetan Branch	Jl. Pahlawan No. 2 Magetan	(0351) 895378/ 891441/ 895333	(0351) 894715/ 895384	bankjatim.magetan@gmail.com www.bankjatim.co.id
Dr. Soetomo Branch Surabaya	Jl. Airlangga No. 1-9 Surabaya	(031) 99453111/ 5012107	(031) 5020121	bj.sutomo@gmail.com www.bankjatim.co.id
Perak Branch Surabaya	Jl. Perak Timur 262-264 Surabaya	(031) 3282635-37	(031) 3282508/ 3299063	bankjatim_perak@yahoo.com www.bankjatim.co.id
Kangean Branch	Jl. Sriwijaya No. 431 Kec. Arjasa Kep. Kangean Sumenep	(0327) 312200/ 312030/ 312161	(0327) 312040	bankjatim034@yahoo.co.id www.bankjatim.co.id
Jakarta Branch	Jl. Thamrin Boulevard CT.LD1 No.1 CT.LD02 Jakarta Pusat	(021) 29625615-17	(021) 29625618	cabangjakarta.umum@gmail.com www.bankjatim.co.id
Batu Branch	Jl. Panglima Sudirman No. 88 Kel. Pesanggrahan Kec. Batu Batu	(0341) 511205/ 511206	(0341) 590522 /598550	bankjatimbatu@gmail.com umumbankjatimbatu@gmail.com www.bankjatim.co.id
Bawean Branch	Jl. Kawedanan No. 3, Sangkapura Bawean	(0325) 422470/ 422770/423801/ 421558	(0325) 422471	bpdjatim.bawean@gmail.com www.bankjatim.co.id
Pare Branch	Jl. Kusuma Bangsa No. 6 Pare	(0354) 397850/ 397851	(0354) 392799	bankjatimpare042@gmail.com www.bankjatim.co.id
HR. Muhammad Surabaya Branch	Jl. HR. Muhammad No. 29 Surabaya	(031) 99147557/ 99141887	(031) 99147868/ 99147763	bjtm.hrm@gmail.com www.bankjatim.co.id
Kepanjen Branch	Jl. Kawi No. 28, Kepanjen	(0341) 398140	(0341) 398141	bankjatim_kepanjen@yahoo.co.id www.bankjatim.co.id
Batam Branch	Komplek Ruko Centre Park Blok A No.1 Kel. Taman Baloi Kec. Batam Kota Kota Batam	(0778) 8071030	(0778) 7602059	bankjatimcabangbatam@gmail.com www.bankjatim.co.id

Sharia Branch Office				
Name	**Address**	**Phone**	**Fax**	**Email and Web**
Surabaya Sharia Branch	Jl. Dr. Soetomo No. 37 Surabaya	(031) 99543971	(031) 99543971	umum.kcssurabaya@gmail.com www.bankjatim.co.id
Kediri Sharia Branch	Jl. Diponegoro No. 50B Kediri	(0354) 7418278/7418279	7418277/7418424	bankjatimsyariah_kediri@yahoo.com www.bankjatim.co.id
Malang Sharia Branch	Jl. Soekarno Hatta Grand Ruko Kav. 13-14 Malang	(0341) 491333/492333	(0341) 2996502/2996503	bankjatimsyariahmalang@gmail.com www.bankjatim.co.id
Gresik Sharia Branch	Jl. R.A. Kartini No. 220 – 222 Gresik	(031) 3982011	(031) 3982027	bankjatimsyariah_gresik@yahoo.com www.bankjatim.co.id
Madiun Sharia Branch	Jl. Hos Cokroaminoto No. 128 Kota Madiun	(0351) 476677	(0351) 476666	jatimsyariahmadiun@gmail.com www.bankjatim.co.id
Jember Sharia Branch	Jl. Gajah Mada 278 Jember	(0331) 410614	(0331) 410613	bjsyariahjember@gmail.com www.bankjatim.co.id
Sidoarjo Sharia Branch	Jl. Sunanjar Priyo Sudarmo No. 138-148 Blok A-B Sidokare Sidoarjo	(031) 8924148/8925898	(031) 99704074/99704084	bankjatimsyariah.cabangsidoarjo@gmail.com www.bankjatim.co.id

Company Brand

LOGO MEANING:

bankjatim

The inspiration for the formation of the Bank Jatim logo is the Garuda Bird's wings flapping upwards as a sign of being ready to fly. The Garuda bird is the national symbol of Indonesia. In Javanese mythology, the Garuda Bird is the "Bird of Life" or bird of life that brings glory. Wings are aerodynamic limbs and act as a counterweight when flying. This function is to be reflected in the logo of Bank Jatim with the hope that Bank Jatim can fly high towards the desired goals, and there is a balance between funds obtained from the public / government and channeled in the form of credit / financing so as to create a populist economy.

The First is the Brand Personality of Bank Jatim, which is reflected in 5 (five) Wings on the Bank Jatim logo. The Five Wings represent 3 (three) Pillars and 2 (two) main bases of banking. The three banking pillars include Agent of Development, Institutional Endurance and Services. The two pillars of banking include good corporate governance and risk management.

5 FEATHERS



5 Spirits of Bank Jatim

PRO **F** ESIONAL
PARTNERSH **I** P
CA **R** E
S ERVICE
TRUS **T** WORTHY

3 Pillars and 2 Main Foundations of Banking

3 PILLARS
- Agent of Development
- Institutional Endurance
- Services

2 MAIN FOUNDATIONS OF BANKING
- Good Corporate Governance
- Risk Management

Company Brief History



PT Bank Pembangunan Daerah Jawa Timur Tbk ("Bank") was established under the name PT Bank Pembangunan Daerah Djawa Timur on August 17, 1961 in Surabaya with the legal basis of establishment based on deeds drawn up by Notary Anwar Mahajudin, No.91 dated August 17, 1961, which equipped with an operational basis for the Decree of the Minister of Finance No. BUM. 9-4-5 dated August 15, 1961.

With the existence of Law no. 13 of 1962 concerning the Basic Provisions for Regional Development Banks, which require that Regional Development Banks be established by a Regional Government Regulation, the East Java Regional Government issued Regional Regulation No. 2 of 1976 dated July 10, 1976. Based on the regional regulation, the status of the Regional Development Bank from a Limited Liability Company was changed to a Regional Owned Enterprise and the change in the name of PT Bank Pembangunan Daerah Djawa Timur was changed to Bank Pembangunan Daerah Jawa Timur.

Operationally and in line with its development, in 1990 the East Java Regional Development Bank upgraded its status from a Commercial Bank to a Foreign Exchange Commercial Bank, this was stipulated by the Decree of the Board of Directors of Bank Indonesia No. 23/28 / KEP / DIR dated August 2, 1990 .

To strengthen capital, on December 29, 1994, East Java Provincial Regulation No. 26/1994 was enacted concerning the First Amendment to East Java Provincial Regulation No. 9/1992 concerning the East Java Regional Development Bank, by changing the capital structure / ownership.

Based on Article 2 of the Minister of Home Affairs Regulation No. 1 of 1998 concerning the Form of a Regional Development Bank Legal Entity, then on March 20, 1999 the Regional Representative Council (DPRD) of the Province of the East Java Province ratified the Regional Regulation of the Province of East Java No. 1 of 1999 concerning Changes in the Legal Entity of the East Java Regional Development Bank from a Regional Company (PD) to a Limited Liability Company (PT) of the East Java Regional Development Bank which on August 19, 2016 has been amended according to theRegionalRegulationoftheProvince of East Java No. 7 of 2016 concerning Amendments to the Regional Regulation of the Province of East Java Province No. 1 of 1999 concerning the Change in the Legal Entity of the East Java Regional Development Bank from a Regional Company to a Limited Liability Company at the East Java Regional Development Bank.

This change in status of legal form was based on the notarial deed No.1 dated May 1, 1999 of R. Sonny Hidayat Julistyo, S.H., which has been approved by the Minister of Justice of the Republic of Indonesia in Decision Letter No.C2.8227. HT.01.01. TH.99 dated May 5, 1999 and was published in the State Gazette of the Republic of Indonesia No.42, dated May 25, 1999 in Supplement of the Republic of Indonesia No.3008/1999,thenlaterofficiallybecame PT Bank Pembangunan Daerah Jawa Timur.

The Sharia Operating Unit started its commercial operations on August 21, 2007 in accordance with the approval letter from Bank Indonesia No. 9/75/ DS/Sb dated April 4, 2007 for the establishment of the Bank's Sharia Unit.

In line with the economic growth and to comply with the requirement to be Regional Champion BPD, with one of the indicators is to strengthen the capital structure, an amendment of Article of Associations was taken based on Extraordinary General Meetings of Shareholders Decision Deeds No.89 dated April 25, 2012 of Fathiah Helmi, S.H., Notary in Jakarta and granted approval from Ministry of Law and Human Rights based on decree No.AHU-22728. AH.01.02. Tahun 2012 dated April 30, 2012, registered on the Company list according to Limited



Company Law with registration No.AHU0038044. AH.01.09 Tahun 2012 dated April 30, 2012, as well as by Decision Letter of the Capital Market and Financial Institutions Supervisory Agency (BAPEPAMLK) dated November 29, 2012 that declared effective registration statement to become a public company and changed its name to PT Bank Pembangunan Daerah Jawa Timur Tbk.

Bank Jatim made several amendments to the Articles of Association as approved at the 2024 Extraordinary General Meeting of Shareholders (EGMS) of PT Bank Pembangunan Daerah Jawa Timur Tbk. based on Deed of Resumption of Board Resolution No. 107, dated October 30, 2024, and approval from the Minister of Law and Human Rights of the Republic of Indonesia No. AHU-AH.01.03-0207457, dated November 5, 2024, concerning the acceptance of amendments to the Articles of Association of PT Bank Pembangunan Daerah Jawa Timur Tbk.

DESCRIPTION OF NAME CHANGE

Following a brief history description, PT Bank Jatim has changed its name 3 (three) times since it was first established, from the name PT Bank Pembangunan Daerah Jawa Timur to Bank Pembangunan Daerah Jawa Timur in 1976 based on Regional Regulation no. 2 of 1976 dated July 10, 1976. Then it changed to PT Bank Pembangunan Daerah Jawa Timur based on the Decree of the Minister of Justice of the Republic of Indonesia Number C2- 8827.HT.01.01. Th.99 dated May 5, 1999, and the State Gazette of the Republic of Indonesia dated May 25, 1999 Number 42, Supplement to the State Gazette of the Republic of Indonesia Number 3008/1999. Finally changed to PT Bank Pembangunan Daerah Jawa Timur Tbk according to the Letter of the Minister of Law and Human Rights of the Republic of Indonesia Number AHUAH.01.10-31887 dated August 31, 2012, and became a Public Company by listing 20% shares on the Indonesia Stock Exchange with the Ticker Code or BJTM Stock Code.

Vision, Mission & Corporate Culture



VISION

"To Become BPD No. 1 in Indonesia"

Vision Explanation

To become a BPD Bank that contributes significantly to regional economic growth in a sustainable manner as well as a BPD that has a competitive advantage so that it is able to compete and even outperform other banks, especially Regional Development Banks

Mission Explanation

The Bank in carrying out its business activities is focused on increasing the acceleration of performance growth and the Bank continues to transform so that it remains relevant in its efforts to grow above the average banking industry. In an effort to accelerate performance growth, it is supported by Human Resources (Human Capital), which is one of the Bank's strategic resources to be continuously nurtured and developed so that it has the capacity and capability to produce superior performance in competition, especially against Regional Development Banks.



MISSION

- **Accelerating performance and healthy business transformation into a digital bank with highly competitive human resources;**
- **Contributing to the economic growth of East Java;**
- **Applying sustainable finance principles.**

Review of The Vision and Mission by The Board of Commissioners and The Board of Directors

In order to ensure the alignment of Bank Jatim's Vision and Mission over time, Bank Jatim continuously reviews its Vision and Mission periodically. In 2024, Bank Jatim's Vision and Mission were discussed by the Board of Commissioners and Board of Directors during the final presentation of the Corporate Plan 2024-2028 preparation and were deemed still relevant to the current conditions. The discussion of Bank Jatim's Vision and Mission was also conducted by the Board of Commissioners and Board of Directors during a joint meeting for reviewing Bank Jatim's performance.

The Bank continues to innovate more diverse digital banking products and services so that the products are easily accessible and can meet the expectations of the community, especially in the East Java region.

In order to contribute to the economic growth of East Java, the Bank has a duty to continue to strive to participate in developing MSMEs and contribute to strategic government projects as well as economic activities in the context of regional development.

In applying the principles of sustainable finance, the Bank in carrying out its business activities seeks to implement financial practices that are more environmentally friendly and prioritize financial transactions for environmentally friendly business projects.

Sustainable finance is defined as the overall support of the financial services industry for sustainable growth resulting from the harmony between economic, social and environmental interests.

Corporate Culture

EXELLENCE

Always provide and present everything exceeded expectations. In the other words, constantly develop and make improvements in all areas to achieve optimum added value, and the best results continuously. Key behaviors:

Fast & Simplicity

Always be responsive over the dynamics of change by meeting customer needs, and presenting customer friendly products and services, behavior guidelines:

- Always consistently take initiatives to offer and provide the best quick, precise, and easy solution.
- Always provide products and services which are accurate, safe, convenient, value added, and meet the standard that exceed customer expectations.
- Always simplify the existing problems to provide the best solution, quickly and precisely to the customer.

Agile & Business Savvy

Working fast, nimble, agile, responsive and proactive in capturing business opportunities, which is conducted by all employees with continuous improvement, behavior guidelines:

- Always seek and seize opportunities to contribute added value to the company growth continuously.
- Always work diligently in performing the tasks and proactive in capturing the opportunities exist.
- Always keep focused and be discipline in executing the priority tasks.
- Evaluating and monitoring both to the work process and the results of performance on a regular basis, to be able to identify opportunities for improvement.
- Always be patriotic, have a winning mentality and the courage to make a breakthrough.
- Have a flexible spirit which is appropriate to business environment and customer needs.

PROFESSIONAL

Performing and mastering duties and responsibilities, and commit to achieve optimal results,
key behaviors:

Execution & Risk Taker

Carry out management decisions with the courage to take the necessary risks, behaviors guidelines:

- Accomplish the tasks completely, accurately and on time.
- Work smart, which is efficient and effective, by optimally utilizing resources to achieve maximum results.
- Manage work systematically through the process of planning, organizing, evaluating, and continuously monitoring as well.
- In an effort to provide the best results, have the courage to take necessary risks carefully, so as not to put the company interests aside.
- Have self-confidence over the opportunities and results.

Proactive & Accountable

Taking the initiative to carry out alternatives based on the principles and values, openly and responsibly, behaviors guidelines:

- Set a high standard as a benchmark of the performance, and to achieve the performance standard with best effort and full responsibility.
- Always maintain a high working passion and spirit.
- Foster a sense of belonging and be responsible for every action and decision made.
- Be responsible to contribute in the achievement of the vision and mission of the Bank Jatim.

INTEGRITY

To be consistent in thought and behavior, be honest to themselves and others based on ethical values, key behaviors:

Honesty

Uphold honesty, sincerity, openness with regard to the principles of prudence, behaviors guidelines:

- Always speak and act on the truth, according to the fact and reality.
- Act honest, sincere, open, humble, simple, ethical, keep promises and commitments made, and to act appropriately in the right situation.
- Maintain a sincere intention and full compliance, act solely for the best interests of the Bank Jatim unconditionally, and without any ulterior motives.
- Maintain transparency in every action and decisionmaking, by providing relevant information correctly and accurately, while upholding the principles of privacy and confidentiality.
- Have the courage to recognize the limitations and mistakes, and be willing to make improvements.
- Be a role model in all circumstances, to serve, to accept criticism, and be willing to listen more.
- Comply with the rules, policies and procedures, and prevailing regulation wisely and responsibly.
- Make wise decisions in various situations by sticking to the applied rules and policies.
- Uphold the principles and stance which is believed to be right, and not easy to change, even under pressure or difficult situations.
- Work with dedication, protect the honor and interests of personal and the company, and always uphold the professional code of ethics.
- Avoid opportunities that enables the conflict of interest.
- Be a role model and benchmark for others by consistently doing what the talked.
- Use company property in a responsible manner.
- Make decisions objectively and free from pressure or influence from any party.
- Have the courage to put forward suggestions, opinions and criticism objectively and openly.

Trust

Mutual respect and open attitude among fellow members of the company based on confidence, honesty and good faith in the execution of the work, behaviors guidelines:

- Treat co-workers, customers and all stakeholders with respect and courtesy.
- Keep an empathetic communication between coworkers so as to create mutual understanding in interpersonal relationships.
- Create and maintain a conducive and comfortable climate of working environment.
- Carry out the mandate given with full commitment and responsibility to build a sustainable trust, and put any corporate interests above personal or group interests.
- Establishing cooperation between individuals and between work units to jointly strive to achieve organizational goals.
- Provide assistance and positive support for fellow coworkers, and contributes actively to achieve shared goals.
- Respect the differences between employees, and make the differences as a starting point to create synergy.



SYNERGY

Mutually beneficial cooperation undertaken with a commitment to increase the added value for both parties, key behaviors:

Respect

Implement mutual appreciation, respect and guide sincerely to uphold the values of decency, behaviors guidelines:

- Implement mutual appreciation, respect and guide sincerely to uphold the values of decency, behaviors guidelines.
- Always be positive think to others.
- Respect and uphold honor of others.
- Avoid self-destructive Behavior.
- Appreciate the uniqueness of themselves, develop and overcome weaknesses.

Collaboration

Together create added value to create growth and development of the company, behaviors guidelines:

- Be positive result oriented.
- Work together to achieve the shared goals and or agreements.
- Very like to discuss and maintain effectiveness.
- Have a high sense of belonging.
- Appreciate, give recognition, and have a high standard of work ethic.

INNOVATION

Creativity or the ability to produce something new and make something already become better continuously according to customer needs, key behaviors:

Eager to Learn

The behavior of employees which constantly improve their knowledge that enable the company to grow in a sustainable manner, behavior guidelines:

- Have a high curiosity, optimistic, sincere, consistent and visionary.
- Perform continuous improvement.
- Always be sensitive to customer needs, and proactively identify.
- Constantly develop competency levels in order to meet the development and progress of the profession demands.
- Have a good work ethic to become a true learner.
- Have entushiasm to keep learning as a part of life, and carry out the process of changing Behaviour to be better.
- Like to meet new people, discuss, reflect, and make changes.

Creativity

Always create something new and develop ideas to achieve better results, behaviors guidelines:

- Be Innovative in creating opportunities to achieve beyond expectations performance.
- Be creative, innovative, proactive and responsive in providing the best solution.
- Always focus on providing services with specific added value as customer needs.
- Always be innovative and oriented to provide solutions which meet customer needs.
- Be empathetic to customer complaints and problems, and responsive to provide the best solution for each complaint.
- Have a strong stance and be intuitive.
- Be flexible, elaborative, imaginative, initiative, and selfconfident.
- Have broad interests and never get bored.

Business Activities



Business Activities According to the Articles of Association

Bank Jatim conducts business in the banking sector in accordance with Article 3 Paragraph 1 in the Articles of Association based on Deed of Resumption of Board Resolution No. 107, dated October 30, 2024, and approval from the Minister of Law and Human Rights of the Republic of Indonesia No. AHU-AH.01.03-0207457, dated November 5, 2024, concerning the acceptance of amendments to the Articles of Association of PT Bank Pembangunan Daerah Jawa Timur Tbk. The purpose and objective of the Bank is to carry out business in the field of financial activities, particulary banking, in accordance with the provisions of the prevailing laws and regulations.

Primary Business Activities

To achieve the goals and objectives of Bank Jatim, the Company carries out its main activities as follows:

a. Collect funds from the community in the form of deposits, such as current accounts, time deposits, certificates of deposits, savings, and/or other similar forms, both conventionally and based on sharia principles;
b. Distribute funds in the form of loan or financing based on the sharia principles;
c. Carry out activities in field of the payment system;
d. Invest funds in other banks, borrow funds from, or lend funds to other banks, either with a letter, means of telecommunication, money order, check, or other instruments;
e. Issue and/or carry out Securities transactions for the benefit of the Bank and/or Customer;
f. Provide a safe place to store goods and securities;
g. Carry out business activities in the form of foreign exchange;
h. Carry out receivable transfer activities;
i. Carry out goods and securities safekeeping activities;
j. Carry out other with approval from the Financial Services Authority;
k. Provide financing and/or carry out other activities including those based on the sharia principles in accordance with the applicable provisions;
l. Commence other banking business in accordance with the prevailing laws and regulations, both in domestic and overseas.

Supporting Business Activities

To complement primary business activities, Bank Jatim also carries out the following supporting business activities:

a. Purchase part of or all the collateral, either through an auction or outside of an auction based on voluntary handover by the collateral owner or based on the authority to sell outside of the auction from the collateral owner in which the debtor does not fulfill their obligations to the company, with a condition that the purchased collateral have to be immediately disbursed;
b. Perform capital investments activities in financial services institutions or other companies that support the banking industry by fulfilling the provisions set by the Financial Services Authority;
c. Perform temporary capital investments activities outside financial services institutions to overcome the consequences due to loan failures or financing failures, based on sharia principles, with the provision of withdrawing the investments;
d. Collaborate with Financial Services Institutions and Non-Financial Institutions in providing financial services to Customers;
e. Act as the founder of pension funds and manager of pension funds in accordance with the applicable pension fund regulations.

On-Going Business Activities

All business activities have been carried out by the Bank in accordance with the Articles of Association.

Products and Services

Bank Jatim's business activities include various savings products, loan products, and various conventional and sharia services which are described as follows:

Deposit Products

Rupiah Current Account

Giro or current account is a deposit that can be withdrawn at any time by using check/ transfer form and other payment order facilities, or by way of transfer. Bank Jatim's current account is online at all of its branches so that withdrawals and deposits can be made at all branches while Bank Jatim's check/transfer form in Rupiah can be cleared anywhere (Intercity Clearing).

Foreign Currency Current Account

Current accounts are deposits which can be withdrawn at any time by using a check/ bilyet giro, other means of payment orders or by book-entry. Bank Jatim current accounts are online at all Bank Jatim branches, so withdrawals and deposits can be made at all Bank Jatim branches and Bank Jatim checks/bilyet giro can be cleared anywhere (Intercity Clearing) with foreign currency (USD).

Rupiah Deposits

Deposits, or often referred to as time deposits, are a bank's product similar to savings services commonly offered to the public. Funds in deposits are guaranteed by the government through the Indonesia Deposit Insurance Corporation (IDIC) under certain terms and conditions.

Foreign Currency Deposits

Foreign currency deposits only accept funds in foreign currencies, such as USD, in accordance with banking regulations. The interest rates offered in foreign currency deposits are generally lower than the rates of Rupiah deposits.

Simpeda Savings

Simpeda is a Regional Development Deposit product that has been online in all Bank Jatim's branches. This product implements a daily-calculated interest rate which provides a lot of convenience and benefits at such a low cost. The total prize of IDR12.65 billion per year is drawn three times a year, twice for the national level and once for the regional level.

Siklus Savings

With this savings product, Bank Jatim contributes to the development of saving tradition as a means to manifest a prosperous family. This product is suitable for customers who do not want prizes but expect competitive interest. Micro and Small Enterprise Siklus Savings.

Micro and Small Enterprise Siklus Savings (SiUMI)

To foster the productive economic sector, specifically through the Micro, Small & Medium Enterprises, Bank Jatim launches the SiUMI (Micro and Small Enterprise Siklus Savings) Program consisting of SiUMI Savings and SiUMI Loans.

Fishermen Siklus Savings (SINYAL)

In line with the vision of the Central Government to actuate Indonesia as the World Maritime Axis, the Ministry of Maritime Affairs & Fisheries, in collaboration with the Financial Services Authority (OJK), launched the JARING (Reach, Synergy, and Guideline) program which is expected to give positive contribution to the maritime sector. In accordance with the role of Bank Jatim in supporting the government programs, it is necessary to develop and improve existing products to manifest a specific savings for those in the maritime sectors, especially fishermen.

Siklus Prioritas Savings

Siklus Prioritas Savings is aimed at Jatim Prioritas customers or customers who have a minimum fund of IDR250 million with relatively high interest rates. Various convenience and exclusive banking facilities are provided for the holders of Jatim Prioritas debit card, including health services, discounts at various merchants, exclusive event invitations, and so on.

Foreign Currency Siklus

One of the strategies pursued by Bank Jatim is to create a Foreign Currency Siklus Savings product with the applicable foreign currencies (USD and SGD). This program is expected to increase the growth of third-party funds' customers and/or outstanding third-party funds in general.

Hajj Savings

Bank Jatim's Hajj Savings is a savings product in the form of deposit which aims to specifically help alleviate the Muslim community, especially those wishing to take the Hajj pilgrimage to the Holy Land of Mecca to perform the fifth pillar of Islam.

Tabunganku

TabunganKu is a savings product for individuals with easy and simple requirements, which are jointly issued by Indonesian banks to foster the culture of saving and improve public welfare. This product is not subjected to administrative fees.

Simpanan Pelajar (SIMPEL)

This is a special savings for students from the level of elementary school to senior high school under the name of Student Savings/ Simpanan Pelajar (SIMPEL). With a low initial and affordable follow-up deposits, SIMPEL is packaged to provide financial education and inclusion to encourage the saving culture from early age. SiMPEL is a savings product for students jointly issued by Indonesian banks with easy and simple requirements, and equipped with attractive features, to encourage saving culture from early age.

Simpanan Laku Pandai (SIPANDAI)

Simpanan Laku Pandai is Bank Jatim's savings product that allows the customers to conduct financial transactions without having to go to the Bank, and simply through the SiPandai Bank Jatim agent. Therefore, it is easier for people to connect with the Bank to obtain Financial Services.

Siklus Pension Savings

This is a savings product in the Rupiah currency aimed at customers of the pensioner segment and used as a means of receiving pension payment from pension fund disbursement companies (PT Taspen, PT Asabri, Pension Fund Companies, and other Pension Fund institutions partnering with Bank Jatim). This product can be opened at all Bank Jatim's office network, i.e. branch offices, subbranch offices, service offices, and functional Office.

Consumer Loans Products

1. Sub Consumer

Multiguna (Multipurpose) Loan

Consumptive sector loan facilities provided to members of the public who had a fixed income and other income, which could be used for all purposes as long as they did not conflict with applicable laws and regulations. The Bank provided Multipurpose loan facilities for the Board of Commissioners, Directors and Committee Members of Bank Jatim with procedures according to regulatory provisions and interest rates above the cost of funds (COF). The features of multipurpose loan products include:

a. Multiguna Loan – Employee
b. Multiguna Loan – Retired
c. Multiguna Loan – Pre Retirement Employees
d. Multiguna Loan – Pre Retirement ENT
e. Multiguna Loan – Contract Employee, First Aid, Honorary Employee and Village Apparatus
f. Multiguna Loan – Retirement Widow/ Widower
g. Multiguna Loan – Education
h. Multiguna Loan – Employee Professional Allowance/ Performance Allowance/Remuneration
i. Multiguna Loan – For the Board of Commissioners, Board of Directors, and Committee Members of Bank Jatim
j. Multiguna Loan – Retired Bank Jatim
k. Multiguna Loan – Indonesian Credit Card

Employee Loan & Personal Loan Car Allowance Program

1. **Employee Loan**
   Loan facilities provided to Bank employees for all purposes as long as they did not conflict with laws and regulations.

2. **Personal Loan Car Allowance Program (CAP)**
   Loan facilities that were used to procure official vehicles for Bank employees with certain positions, were provided in accordance with the provisions of the Bank's Car Allowance Program.

Motor Vehicle Loan

Motor Vehicle Credit (KKB) is a loan facility provided to prospective borrowers or debtors, either directly or indirectly, for the purchase/ownership of new or used motorized vehicles used either for consumptive purposes or to support business operations or refinancing.

Cash Collateral Credit

Cash Collateral Credit (CCC) is a loan that is guaranteed by cash collateral in the form of Bank Deposits/Current Accounts/ Savings.

Gold Guarantee Loan

Gold Guarantee Loan is a loan that is guaranteed with cash collateral in the form of gold bullion, gold jewelry, gold coins and gold coins or in other forms that can be used as collateral.

2. Sub Property

Property Loan

The loan facility was provided to prospective borrowers or debtors for the purchase or ownership of property, including propertybacked consumer loans (Planted Houses/ Flats/ Apartments/Shop Houses/Office Houses) for both new and used purchases from developers or non-developers. Property loan Facilities include:

a. Purchase or ownership of property.
b. Renovation or construction of property on own land.
c. For other consumption, it is a cash loan facility for other consumptive needs such as purchasing a vehicle, educational expenses, and others.
d. Take Over, Take Over plus Top Up.
e. Purchase or ownership of Bank auction property, a loan facility for the purchase or ownership of property auction results at the Bank.
f. Purchase or ownership of family property, a loan facility that accommodated the purchase or ownership of property dedicated to your beloved family.

Auction Mortgage Loan (KPR LELANG) and Milia Mortgage Loan (KPR MILIA)

1. **KPR Lelang**
   A mortgage loan facility provided to finance collateral that has entered the auction process at Bank Jatim.
2. **KPR MILIA (Millennial Young Entrepreneurs)**
   A mortage loan facility provided to Young Entrepreneurs aged 21-30 years.

Property-Backed Consumer Loan (KKBP)

A financing facility from Bank Jatim that can be used for various consumer needs, including building or renovating property, purchasing vehicles, education expenses, Hajj or Umrah pilgrimage, and other necessities.

Subsidized Home Ownership Loan (KPRS)

A home ownership loan facility under the program of the Ministry of Public Works and Public Housing of the Republic of Indonesia, provided to low-income individuals who meet the requirements for purchasing a landed or vertical subsidized house.

Corporate Credit and Syndication

Transactional Pattern Contractor Loan

Transactional Working Capital Loans for contractors were working capital loan facilities for contractors to complete a job based on a work contract with a certain ceiling, the repayment of which came from the payment of the relevant project terms.

Standby Loan Contractor Loans

The Contractor's Working Capital Loan with the Standby Loan pattern was a working capital loan facility for a Contractor to complete a job based on a Work Contract with a certain ceiling which could be disbursed revolving per project or work contract, and the repayment of the loan was sourced from the payment of the relevant Project term.

Installment General Working Capital Loan

Working Capital Loan Installment loan facility provided for working capital purposes where the disbursement can be done simultaneously and is non revolving in which the payment is made in installments.

Current Account Working Capital Loan

Current account working capital loan is a working capital financing facility given to the customers to fulfill the lack of their working capital, which expires within a maximum period of 1 year.

Investment Loan

Investment loan is a medium/long-term loan given to customers for purchasing capital goods and service for the purposes of rehabilitation and establishment of new businesses. The settlement of loans shall be sourced from the yields of business using the financed capital goods.

Property Construction Loan

Property Construction loan is a working capital loan facility provided by the Bank to the customers, specifically Developers who are in the process or will undergo a job on property projects.

Syndication Loan

Syndication Loan is a loan given to the debtors by 2 (two) or more Banks/NonBank financial institutions, with the same terms or conditions for all Syndication participants, which is agreed within a documentation and administrated by an institution called an agent.

Loan to Regional Public Service Agencies (Badan Layanan Umum Daerah – BLUD)

This is a loan facility given to Regional Work Units or each Work Unit within the Regional Work Units in the Regional Government aimed to provide services to the community in the form of goods and/or services which are sold without prioritizing profit and instead based on the principles of efficiency and productivity.

Receivable Financing Loan

Receivable Financing loan is a type of loan facility given to the holders of receivables/ bills whose returns are clear and can be confirmed. The receivable financing loan facility aims to provide assistance for the customers/prospective customers who are in need of working capital as their receivables/bills cannot be billed/disbursed yet at that time. The advantage of this loan is in its quick process.

Regional Government Loan

This loan facility is provided for the Regional Government within and outside the East Java Region in the form of investment loans. The loans can be used to finance the development of facilities and infrastructure as the Regional assets that can generate revenues for the repayment of loans, as well as to provide benefits for community services and/or working capital loan to cover the lack of Regional Cash Flow in the same year budget, with certain limit that can be disbursed in accordance with the regional financing needs. The advantage of this loan is that it can significantly accelerate the development in the region.

Trade Finance Loans

Loan facilities provided to debtors engaged in export and import with due observance of the aspects of sound lending.

Micro Credit/Loan

Jatim Micro Loans

A working capital and/or investment loan in the productive sector provided for business development to micro and small entrepreneurs, featuring several loan types, including:

- Jatim Micro Installment Working Capital & Investment Loan
- Jatim Micro Overdraft Loan
- Jatim Micro Sugar Delivery Order Loan
- Jatim Micro Village-Owned Enterprises Loa
- Jatim Micro Business Loan

Micro Business Loan (KUR)

A working capital and/or investment loan provided to individual debtors, business entities, and/or productive and feasible business groups that lack sufficient additional collateral. The program aims to improve MSME financing access with loan limits up to IDR 500 million, including the following types of KUR:

- KUR Super Mikro
- KUR Micro
- KUR Small
- KUR Special
- KUR Placement of Indonesian Migrant Workers (PMI)

Fintech Linkage Loan

A working capital loan provided to individual debtors and/or business entities for all types of productive businesses deemed feasible based on sound banking and credit principles through Fintech companies registered and licensed by the Financial Services Authority (OJK).

Revolving Fund Loans (DAGULIR)

A non-permanent investment allocated by the East Java Provincial Government through an Implementing Bank, aimed at strengthening business capital for East Java residents, including individuals, business groups, and business entities, including cooperatives, domiciled in East Java.

Warehouse Receipt Subsidy Scheme (S-SRG)

A loan provided to farmers, cooperatives, and individual/business entity entrepreneurs who own commodities, using warehouse receipts as collateral.

Retail Loan

Jatim's Retail and Medium Loan

Bank Jatim's Retail and Medium Loan is a productive loan facility with a loan ceiling of > IDR500 million up to IDR25 billion for the retail segment and above IDR25 billion up to IDR50 billion for the medium segment.

Linkage BPR Loan

A loan facility provided by Bank Jatim to micro and small entrepreneurs through Rural Banks (BPR) under Perbamida and Perbarindo, regardless of their APEX membership status.

Loan To Cooperatives For Their Members (KKPA)

A working capital loan provided by the Bank to cooperatives, both Primary and Secondary Cooperatives, for distribution to their members. Additionally, Bank Jatim collaborates with PTPN X and PTPN XI for the distribution of KKPA loans in the sugarcane sector.

Loan to Cooperatives (KKOP)

A working capital and/or investment loan granted by the Bank to cooperatives, both Primary and Secondary Cooperatives, to fulfill their institutional financial needs.

Loan BPR RC (Newspaper Account)

A loan facility provided to Rural Banks (BPR) for working capital needs, where withdrawals can be made at any time through an overdraft account up to a certain limit using checks or bank drafts.

Treasury Products

Telegraphic Transfer

Telegraphic transfer is a sale and purchase transaction on foreign currency in the form of general (non-cash) foreign exchange. Bank Jatim offers telegraphic transfer for USD, GBP, SGD, JPY, HKD, EUR, and CNY currencies. The types of telegraphic transfer transactions provided by the Bank are as follows:

Fx Today (Foreign Exchange Today)

FX Today transaction is a sale and purchase transaction on foreign currency with the time of delivery of funds conducted on the day/date of the transaction.

Bank Notes

Bank Notes is a sale and purchase transaction on foreign currency in the form of paper money or cash. The foreign currencies served by the Bank are:

- USD
- GBP
- EUR
- SGD
- JPY
- HKD
- CNY
- SAR
- AUD
- MYR

Deposit on Call

On-Call Deposits is a deposit of a certain nominal to the Bank carried out in accordance with the applicable provisions, with a period of less than 1 (one) month.

Trade Finance Product

Export

Bank Jatim could provide financing for customer export transactions from before delivery of goods (Pre Shippment Financing) to after delivery of goods (Post Shipment Financing).

Bank to Customer Transaction Ekspor

1. Documentary Collection
   a. D/A: namely the service of forwarding documents on orders from the Exporter/ Seller to the bank to be billed for the payment to the Importer/Buyer bank through acceptance according to a certain agreed period of time.
   b. D/P: the service of forwarding documents on orders from the Exporter/Seller to the bank to be billed for the payment to the Importer/Buyer bank on a show basis.
2. Letter of Credit (LC)
   Advising Forwarding receipt of LC Master or Amendment LC to the recipient of the Export LC/ seller.
3. Transferable Letter of Credit
   Carry out transferable LCs at the request of the Exporter of Bank Jatim customer as the first Beneficiary.
4. Takeover of Export Notes (Discount)
   Post shipment financing services provided by Bank Jatim on the basis of the export documents presented and have complied with the LC (Complete and Comply with) provisions.
5. Provide Assistance and Advisory services to the customers concerning international trade transactions conducted in a manner that guarantees the security of both customers and Bank Jatim.

Bank to Bank Transaction Ekspor

1. Forfaiting
   It is export receivable sales transaction services between Bank Jatim and other banks.

Import

Bank Jatim provided solutions for import transactions to customers so that they could purchase goods more safely, because payment could be made after the goods arrive at the port or the billing document for the purchase of the goods is in accordance with the requirements.

Bank to Customer Transaction Impor

1. Letter of Credit Issuing
   Issuance of the LC Master or Amendment LC for the benefit of the Importer/Buyer to the Advising Bank/Exporting Bank.
2. Shipping Guarantee
   Import services in accelerating the process of releasing goods/ cargo releases at the port so that the imported goods can be used immediately, based on a letter of guarantee issued by Bank Jatim. This could provide benefits for importers, namely reducing or reducing the burden of warehouse rental costs/ demurrages that must be borne.
3. Provide Assistance and Advisory services to the customers concerning international trade transactions conducted in a manner that guarantees the security of both customers and Bank Jatim.

Bank to Bank Transaction Impor

1. UPAS Financing
   It is a transaction service for the purchase of imported debt by PT Bank Pembangunan Daerah Jawa Timur Tbk, in which Bank Jatim acts as Funding Bank for the Usance Payable at Sight transactions.

Domestic Transactions (SKBDN)

In the transaction of trade in domestic goods and services, of course, it also requires certainty of receipt of payments or even acceleration of receipt of payments. All of the above export and import solutions could be applied to domestic transactions.

Business Services

Bank Reference

Bank Reference is a statement issued by Bank Jatim which explains that the undersigned person/company is truthfully a customer of Bank Jatim. Bank References can be used by customers to participate in certain project auctions.

National Clearing

National Clearing is the credit funds transfer between Banks through clearing without the obligation to make physical paper (Paperless) exchanges. The transfer can be done within all regions of Indonesia.

Real Time Gross Settlement (RTGS)

RTGS-based fund transfer system enables the Bank to carry out various electronic transactions of fund payments/transfer instantly/online with an integrated settlement of transaction.

Inkaso Rupiah

Is the delivery of scripts (Cheques, Billet, Giro, Wesel) to Banks interested in getting payments because they cannot be settled through clearing facilities (Banks are interested outside the clearing area) using Rupiah currency.

Inkaso Valas

Is the delivery of scripts (Cheques, Billet, Giro, Wesel) to Banks interested in getting payments because they cannot be settled through clearing facilities (Banks are interested outside the clearing area) using forex currency (USD).

Giralization

Giralization is a payment made by the customers that is carried out automatically by the Bank by debiting the current account/ savings account of the relevant customers based on the debit order signed by the customers.

BPD Net Online

This is a transfer facility between BPDs throughout Indonesia that is incorporated in ATM Bersama in Real Time.

Jatim *Electronic Transfer System* (JETS)

Jatim Electronic Transfer Sistem (JETS) enables all transactions to be connected online; for example, transfers between BPRs or to commercial banks.

Jconnect Invest

JConnect Invest was a mobile-based online securities investment platform that could be downloaded on the Playstore and Appstore and integrated with distribution partners and the Ministry of Finance. The JConnect Invest application was registered with the Financial Services Authority and provided Retail Government Securities (SBN) investment products with offers on the primary market. Products that can be ordered through the Jconnect Invest application include:

1. ORI (Obligasi Ritel Indonesia)
   One of the Government Securities (SBN) instruments offered to individuals or Indonesian Citizens through Distribution Partners in the Primary Market with a predetermined minimum volume.
2. SBR (Saving Bond Ritel)
   A type of Government Bond (SUN) or SBN specifically offered to individuals or individuals whose nature is similar to savings or bank deposits, because they cannot be traded back on the secondary market.
3. SR (Sukuk Ritel)
   Sharia investment products offered by the Government to individual Indonesian Citizens, as a safe, easy, affordable and profitable investment option.
4. ST (Sukuk Tabungan)
   Sharia investment products issued by the Government to individual Indonesian citizens that are safe, easy, affordable, profitable, and shariacompliant which are similar in nature to savings or bank deposits, because they cannot be resold on the secondary market.

Remittance Transactions

This is a service from Bank Jatim to send funds in a foreign currency at home and abroad. This service makes it easier for the Customers to make transactions with business partners and family abroad. Remittance Transactions provide convenience and smoothness that can be carried out in Bank Jatim Branch Offices and Sub-Branch Offices throughout East Java, Jakarta, and Batam. This transaction serves foreign exchange transfers in USD, EUR, GBP, SGD, JPY, HKD, AUD, and CNY.

Institutional Services

Tax Services

Tax is one of the services provided by Bank Jatim to its customers. Tax Service is related to the status of Bank Jatim as an Operational Bank V (BO V) or as a Perception Bank (Tax Payment Bank). The Bank's online service system has been authorized by the Directorate General of Central Taxes and its validity is recognized. The types of tax services offered are as follows:

- Property Tax
- Customs for Land and Building Rights
- Other Regional Taxes
- Vehicle Tax
- Value-Added Tax (VAT)
- Income Tax
- Non-Tax Revenue

Bill Payment

Bill payment is one of the services provided by Bank Jatim to its customers. This payment service can be performed through the Bank's Teller or through the entire e-Channel, and has been online throughout all Branches of the Bank. Various types of bill payments include:

- Water (PDAM) Bill Payment
- Electricity (PLN) Bill Payment
- Phone Bill Payment
- Payment for Education Fees
- Internet Bill Payment
- Subscription TV Bill Payment
- Payment for Surabaya Container Terminal (TPS)
- Multi Finance Bill Payment
- Credit Card Bill Payment
- Payment for Airline or Train Tickets
- E-Commerce Transactions Payment

Salary Payroll

Salary payroll is a type of services provided by Bank Jatim to its customers. The mechanism of salary payroll is by transferring certain amount of salary from a holding account on behalf of an institution or a company to a salary recipient's savings account.

Trade Transaction Services

Domestic Letter of Credit (SKBDN)

The domestic letter of credit (SKBDN) is an instrument issued by an issuing bank at the request of the buyer/applicant, which consists of the bank's commitment to pay a sum of money to the seller/ recipient if the issuing bank receives documents in accordance with the SKBDN requirements. SKBDN is used to support domestic trade transactions. Bank Jatim can serve the needs both from the sides of the applicant and recipient of the SKBDN.

Letter of Credit (L/C)

Letter of Credit is an instrument issued by a bank on behalf of one of its customers, which authorizes a person or a company as the recipient of said instrument to withdraw a money order from the bank or on one of its correspondent banks for the interest, based on the conditions/ requirements stated on the instrument.

Foreign Exchange Transfer (Remittance)

Bank Jatim provides Foreign Exchange Transfer Services to facilitate and simplify transactions for its customers. Foreign Exchange Transfers are unconditional payment orders sent from sending banks from within or outside the country to recipient banks in the form of Foreign Exchange at the request and for the interests of order givers, by using authenticated means (SWIFT, Tested Telex, and Tested Facsimile).

Export/Import Tax Receipt (Edi System)

EDI System aims to provide assistance in terms of export and import documents, namely the Goods Import Notification (PIB) and Goods Export Notification (PEB) services. Customs administration is able to process customs notification in the customs service computer system that can further be transmitted electronically; hence, the same data will immediately be available at the computer system of the Directorate General of Customs and Excise without having to undergo the re-entry process.

Sharia Financing Products

General Financing

Investment Financing is a facility provided to finance investments or procurement of capital goods that are not consumables up in one business cycle Working Capital Financing is a facility provided to finance and fulfill the working capital needs in order to perform the business activities and usually are consumables up in one production cycle, such as for the procurement of raw materials or to finance the lack of other operational costs.

KPR iB Griya Barokah

Consumption financing consists of:

a. Financing provided by the Bank for the ownership of Landed House, including Financing for consumption backed by Landed House.
b. Financing provided by the Bank for the ownership of the multi-level housing/flats, including Financing for consumption backed by the multi-level housing/flats.
c. Financing provided by the Bank for the ownership of Shophouses or Home Offices, including Financing for consumption backed by the Shophouses or Home Offices.
d. Purchase of building materials and other supporting materials for renovation/repair of landed houses, multilevel housing/flats, home offices or shophouses.
e. Purchase of lands along with the building materials for landed houses, multi-level housing/flats, home offices, or shophouses (indent).
f. Take over from other Banks or financial services institutions with additions and/or without additions (Top Up).
g. Top up for property renovations or other consumption needs for existing customers.

KPR Sejahtera

House ownership financing by the support of Housing Financing Liquidity Facility (FLPP), including KPR Sejahtera for Landed House and KPR Sejahtera for Multi-level Housing/Flats, issued by the Bank with murabahah contract.

Multiguna Sharia

Providing financing in the consumer sector and for other purposes as long as it did not conflict with applicable legal regulations, which could be given to members of the public who had a fixed income and other income using murabaha and ijarah contracts. Features of multipurpose financing products include:

a. Multipurpose Financing - Employees
b. Multipurpose Financing - Pensioners
c. Multipurpose Financing - Employee Pre-Retirement
d. Multipurpose Financing - ENT PreRetirement
e. Multipurpose Funding - Contract Labor, First Aid, Honorary Staff and Village Devices
f. Multipurpose Financing - Widow/ Widower Pension
g. Multipurpose Financing - Education
h. Multipurpose Financing - Employee Professional Allowances/Performance Allowances/Remuneration
i. Multipurpose Financing - For the Board of Commissioners, Directors and Committee Members of BankJatim
j. Multipurpose Financing - Bank Jatim Retired Employees

Emas iB Barokah

Financing for the customers with the principle of Qardh provided by the Bank to the Customer according to an agreement, which is included with Mortgage (Marhun) as collateral for all or parts of the customer's debts (Rahin) to the Bank (Murtahin).

Gold Ownership

Financing provided for the gold ownership with murabahah principle.

Linkage Program

BPRS is a financing facility given by the Bank to the BPRS and/or its members by implementing the akad mudharabah principle. PKPA/PKOP is a financing facility given by the Bank to a cooperative and/ or its members by implementing the akad mudharabah principle.

Umroh iB Maqbulla

Financing provided for Multiservice Financing for Umrah with Ijarah principle.

Working Capital Financing for iB Barokah Property Construction

Working capital financing facilities provided by the Bank to the customer (Developer) who are or will be working on property projects based on sharia principles.

iB Barokah Land Procurement Financing

Financing facility to purchase simple residential land whose construction uses the Property Construction Financing facility based on sharia principle.

iB Barokah Contractor Financing

Types and forms of financing:

a. Transactional financing is a working capital financing facility for the Contractor to complete a project based on a Work Contract with a certain limit where repayment of financing comes from payment of the relevant Project terms based on the sharia principles.
b. Line Facility is a working capital financing facility for the contractor that can be disbursed on a revolving basis per project if the customer/potential customer obtains a project based on a work contract whose source of financing payments mainly comes from the terms of the said project.

Financing with Investment Associated with iB Barokah (ITIB)

Placement of a number of funds sourced from the owner of the bound investment funds managed by the Bank as collateral for financing provided to the Customer for a certain period based on a mudharabah muqayyadah contract.

Debt Financing (Anjak Piutang) iB Barokah

Transfer service for settlement of shortterm receivables or claims from corporates / sellers (customers) to the Bank, which then collects the receivables from the debtors (Corporate Partners / Buyers) which can be accompanied by short-term financing facilities to the Corporate / Seller (Customer) designated as bailout of corporate / seller (customer) liquidity needs in the amount of receivables based on sharia principles.

Financing Sindication

Financing provided by several banks or financial institutions to meet the needs of an object of financing from customers in the form of investment and working capital, in which this condition requires one of the Syndication participants to act as the Lead Manager (Imamus Syarik) in handling and managing the Syndication financing.

Employee and Personal Financing

Financing facilities provided by the Bank to the Board of Commissioners, Directors, Permanent Employees, Permanent Non-Career Employees, MLE, Prospective Employees, Committee Members, Retired Employees and the Personal Loan Car Allowance Program (CAP), which are used for consumptive purposes and for other purposes as long as they do not conflict with applicable legal regulations and based on sharia principles.

Bank Guarantee

Guarantee service provided to the guaranteed party (customer) which contains the Bank's obligation to pay to the party receiving the guarantee if the customer fails to promise based on the kafalah contract.

Halal Industrial Area Financing

Halal industrial area financing was financing in the context of purchasing new warehouse assets or new factories for individual customers and/or MSMEs located in the Halal Industrial Area (KIH).

Sharia People's Business Credit (KUR) Financing

A working capital financing and/or investment to individual customer/individual, business entities and/or business groups that are productive and viable but do not have additional collateral or additional collateral is not sufficient and is carried out in accordance with the sharia contracts.

Sharia Fund Products and Services

Giro iB Barokah

Savings products with the Wadi'ah principle and the Mudharabah principle, in which withdrawals could be made at any time by using a Check/Bilyet Giro (BG), other means of payment orders or by way of transfer. In practice, the iB Barokah Current Account was administered by Bank Jatim Syariah in an account commonly called a Current Account.

Tabungan Simpel iB

"Simpanan Pelajar (Student Savings)" or SIMPEL became a savings product based on the Wadi'ah principle that was exchanged for students under 17 years of age and who did not yet have a ID card issued jointly by banks in Indonesia. It was easy and simple account opening requirements as well as attractive features, as an effort to educate and financial

inclusion to encourage a culture of saving from an early age. The withdrawal could be made at any time and the bank was not required to provide compensation except in the form of a voluntary bonus.

Tabunganku iB

Savings products with the Wadiah principle issued jointly by banks in Indonesia in which customer deposits were treated as safekeeping and withdrawals could be made at any time. As for the withdrawal, it could only be made according to certain agreed conditions, but could not be withdrawn by check, demand deposit slip, and/or other means equivalent to that.

Umroh iB Amanah Savings

Tabungan Umroh iB Amanah or Umroh iB Amanah Savings is aimed at public in general who wish to carry out umrah pilgrimage. Withdrawal can only be made under certain requirements and cannot be done by checks, transfer forms, and/ or other instruments equivalent to such mentioned before.

Sipandai iB Barokah Savings

A savings product with the Wadi'ah principle aimed at people who don't know, use and/or get banking services and other financial services, especially in East Java.

Student Savings

A savings product with the Wadi'ah principle aimed at students/ administrators in Islamic boarding schools whose withdrawals can only be made according to certain agreed conditions, but cannot be withdrawn by check, giro, and/or other means equivalent to that.

Barokah Savings

Savings product with the principle of Mudharabah (profit sharing) between the Bank and the Customer in accordance with the agreed ratio, which withdrawals can be made at any time but cannot be withdrawn by check, demand deposit slip, and/or other means equivalent to that.

Barokah Sejahtera Savings

This is a savings program that is combined with Barokah Savings and provides benefit in the form of goods as a reward and/ or souvenir for opening iB Barokah Sejahtera Savings account. The account holder will still obtain profit savings at the end of the period.

Savings Hajj iB Amanah

Savings products with the principle of Mudharabah (profit sharing) are intended for the general public who wish to carry out the pilgrimage where withdrawals can only be made according to certain agreed conditions, but cannot be withdrawn by check, giro, and/or other means equivalent to that.

Saving Plan iB Barokah

Savings products with the principle of Mudharabah (profit sharing) intended for the general public who wish to save their funds in order to realize all future plans and withdrawals cannot be withdrawn by check, demand deposit slip, and/or other means equivalent to that.

iB Barokah Pension Savings

Savings products with the Mudharabah principle (profit sharing) are intended for retired customers in the IDR currency which are used as a means of receiving pension payments for pension fund channeling institutions.

Barokah Deposits

Savings products with the Mudharabah principle (profit sharing) where withdrawals can only be made at a certain time according to the agreement between the Depositor and the Bank based on the mudharabah principle.

Virtual Account

Virtual account is a service provided to the Bank's customers in the form of a facility to identify the receipt of payment of customer's bills to a counterparty.

Payment Point

This is a cooperation between the Bank and a third party in order to receive bills payment through cash and non-cash deposits. The bills covered by this program are, among others, telephone bills, electricity bills, and tuition fees.

E-Channel (Sms Banking, J-Connect Mobile dan J-Connect Internet Banking)

The e-Channel service covers banking transaction activities through mobile phone or the Internet.

Wakaf iB Barokah

Waqf services intended for the general public who wish to make waqf through projects that have been provided by Bank Jatim Syariah Nazhir partners. This service can be accessed by customers through Android and iOS applications where waqf payments are made through a virtual account that is connected to the iB Barokah Giro account, Nazhir Bank Jatim Syariah partner.

E-Channel & Other Services

SMS *Banking* (3366)

SMS Banking is one of the innovations of e-Channel based products and services by Bank Jatim which enables the Bank to provide services to its customers through mobile phones by using both plain-text and mobile application modes.

Jconnect Internet Banking

It is an electronic channel (e-channel) service allowing the bank to provide services to the customers through internet media that can be accessed anytime and anywhere, comfortably and safely because it used dynamic PIN Token technology (always changing for every transaction).

Jconnect Mobile Banking

It is one of Bank Jatim's product and service innovations based one-channel, which allows the Bank to provide services to its customers via mobile phones using a mobile application on the Android and iOS platforms that use internet data packages for transactions.

Jconnect E-KMG

This is one of the online multipurpose / consumer loan application service innovations for State Civil Apparatus (ASN) and employees whose payroll is at Bank Jatim. The application for multipurpose loan is done online through an application based on Android and iOS.

Jconnect E-Loan

This is one of the innovative online productive loan application services for the general public. Productive loan applications are made online through android and iOS-based applications.

Layanan Laku Pandai (Sipandai Bank Jatim)

This particular service is a program from the Financial Services Authority (OJK) to facilitate communities that are not accessible to banks (unbanked people). Bank Jatim collaborates with SiPandai agents to serve customers/communities in areas that are not accessible by banks' service offices to conduct cash withdrawal transactions, transfers, cash deposits, and other transactions. SiPandai agents use Android based applications to serve these customers/communities.

Info Bank Jatim (14044)

Bank Jatim Info serves as the Bank's Call Center with a phone number or shortcode of 14044. Customers can contact this number from house phones as well as from mobile phones. It provides a wide range of information related to the Bank Jatim's products, services, and other relevant information.

Kartu ATM Debit Bank Jatim

The Bank Jatim ATM card can be used for cash withdrawal transactions, telephone payments, water, PBB, electricity, SMS Banking registration and transfers between Bank Jatim accounts, between accounts among members of ATM Bersama and ATM Prima, as well as balance checks and can be used for shopping at merchants. -merchants bearing the GPN (National Payment Gateway) logo.

Kartu Bank Jatim Flazz (*Co-Branding*)

Multifunctional Card Based/Chip Based Electronic Money using RFID technology so that transactions become faster and more convenient. The result of the collaboration between Bank Jatim Co-Branding and BCA.

Safe Deposit Box

Safe Deposit Box is Bank Jatim's service in the form of tenancy of boxes specifically designed to store assets/ securities with small, medium and large sizes.

Civil Servants Electronic Card (KPE)

Bank Jatim presents various supporting facilities to optimize the Civil Servants Electronic Card (KPE) function for banking activities. KPE can also function as a Bank Jatim ATM card with the exact same service as that of the other customers of Bank Jatim.

Virtual Account

Bank Jatim Virtual Account is a special identification number aimed for customer business partners as a payment tool for business partners to customers. With every deposit made in Bank Jatim Virtual Account, the system will automatically record to the Main Account by including data of the Number and Name of the Virtual Account.

E-Samsat Jatim

Annual STNK (Vehicle Registration Letter) ratification services and payment of Motor Vehicle Taxes and SWDKLLJ (Jasa Raharja) for the East Java province through the e-Channel of Bank Jatim, namely: ATMs, Tellers, PPOB, SiPANDAI Agents, JConnect Mobile and JConnect Internet Banking, as well as other collecting agent channels such as the Tokopedia marketplace, the GoJEK online transportation application, and the modern retail channel Indomaret.

Samsat Digital Nasional (Signal)

Annual STNK (Vehicle Registration Letter) validation services and payment of Motor Vehicle Taxes and SWDKLLJ (Jasa Raharja) throughout Indonesia through the e-Channel of Bank Jatim and other banks that become the members of SIGNAL, namely: ATMs, Tellers, Mobile Banking and Internet Banking by first accessing the SIGNAL application. Android and iOS based.

Jatim *Code* Qris

The JConnect Mobile application can be used by customers to make purchases/payments by scanning QRIS installed at merchants or stores that have QRIS installed, both East Java Code QRIS and QRIS from other Payment System Service Providers (PJSP). Jatim Code QRIS can also be scanned by applications from other PJSPs such as OVO, Shope Pay, Dana, Gopay, and others.

BJTM Connect

Leading technology that makes it easier for customers in every banking transaction with a strategic location, long operational time and more flexibility with services on holidays.


bankjatim
Biar Komunikasimu
Lancar dengan Doi
TOP UP PULSAMU
sekarang
juga dengan
JConnect
Powered by bankjatim
• Mudah
• Bisa dimanapun dan kapanpun
Download sekarang juga di
Available on the App Store
GET IT ON Google Play
Poin Hadiah
Poin Undian
Transfer
Isi Ulang
Bayar
Tarik Tunai
Pengaturan
Informasi
Syariah
Lainnya
Informasi dan promosi
JConnect
mobile
HISTORI
PESAN
BANTUAN
KELUAR
Bank Jatim Berizin & Diawasi oleh Otoritas Jasa Keuangan
serta merupakan Peserta Penjamin LPS
INFO BANK JATIM
14044
WWW.BANKJATIM.CO.ID

Operating Area



As of December 31, 2024, Bank Jatim has one Head Office and 1,826 branch networks, consisting of Branch Offices, Sub-Branch Offices, Cash Offices, Payment Points, Mobile Cash/ Counters, and ATMs/CRMs.

Table of Office Network for the last 5 years

Office Type	2024	2023	2022	2021	2020
Head Office (KP)	1	1	1	1	1
Conventional Branch Office (KC)	41	41	41	41	41
Sharia Branch Office (KCS)	7	7	7	7	7
Conventional Sub-Branch Office (KCP)	165	163	162	182	162
Sharia Sub-Branch Office (KCPS)	10	10	10	10	10
Functional Office (KK)	210	212	212	211	209
Sharia Functional Office (KKS)	4	4	3	2	-
Sharia Service Office (KLS)	198	196	195	195	195
Payment Point (PP)	189	191	196	248	247
Payment Point Sharia (PPS)	8	8	8	8	9
Car Cash (KM)	33	32	36	97	92
Sharia Car Cash (KMS)	7	7	7	7	6
Automated Teller Machine (ATM) *	822	828	815	780	753
Sharia Automated Teller Machine (ATM Syariah)	26	26	26	25	24
Cash Recycle Machine (CRM)	96	84	58	51	25
Cash Recycle Machine Sharia (CRM) Syariah	10	10	7	7	2
Cash Deposit Machine (CDM)	-	-	-	-	-
Total	**1.827**	**1.820**	**1.784**	**1.852**	**1.783**

* Bank Jatim's Automated Teller Machines (ATMs) are integrated with 81,569 ATM BERSAMA network terminals, 101,313 ATM PRIMA network terminals, and 695,971 Electronic Data Capture (EDC) machines.

Table of Bank Jatim Offices per Region in 2024

Office Location	KC	KCP	KK	PP	KM	KCS	KCPS	KKS	KLS	PPS	KMS	ATM	ATMS	CRM	CRMS
Surabaya	4	24	28	15	2	1	3	1	27	2	1	100	5	13	2
Banyuwangi	1	6	11	4	1	0	1	0	7	0	0	27	1	6	0
Jember	1	6	6	6	0	1	0	0	7	0	1	24	1	2	1
Malang	1	5	9	14	1	1	0	1	11	1	1	27	3	7	2
Madiun	1	5	9	7	1	1	0	0	6	0	1	34	1	3	1
Kediri	1	7	9	9	1	1	0	1	10	1	1	30	2	2	1
Pamekasan	1	2	2	3	0	0	0	0	2	0	0	14	0	1	0
Bojonegoro	1	5	6	8	0	0	0	0	6	0	0	26	0	4	0
Lumajang	1	4	6	2	1	0	0	0	5	0	0	22	0	4	0
Ngawi	1	8	4	3	2	0	0	0	9	0	0	20	0	1	0
Jombang	1	3	7	6	1	0	1	0	4	0	0	18	1	3	0
Kraksaan	1	2	5	2	1	0	0	0	1	0	0	20	0	1	0
Probolinggo	1	3	3	2	1	0	1	0	6	0	0	11	1	1	0
Blitar	1	5	7	13	1	0	1	1	6	0	0	21	2	3	1
Tulungagung	1	4	5	5	1	0	0	0	5	0	0	16	0	5	0
Tuban	1	5	4	3	0	0	0	0	6	0	0	25	0	2	0
Mojokerto	1	3	4	4	1	0	1	0	4	0	0	25	1	1	0
Sumenep	1	2	4	4	0	0	0	0	4	0	0	20	0	1	0
Sampang	1	1	4	2	0	0	1	0	2	0	0	13	0	1	0
Bangkalan	1	3	4	6	0	0	0	0	4	0	0	11	0	3	0
Pasuruan	1	7	5	7	1	0	0	0	8	0	0	30	0	1	0
Nganjuk	1	4	5	14	1	0	0	0	5	0	0	19	0	2	0
Trenggalek	1	3	6	2	0	0	0	0	4	0	0	19	0	1	0
Ponorogo	1	4	6	4	1	0	0	0	5	0	0	21	0	2	0
Pacitan	1	3	2	3	1	0	0	0	4	0	0	20	0	4	0
Gresik	1	5	6	3	1	1	0	0	6	2	1	22	3	1	1
Sidoarjo	1	8	11	6	0	1	0	0	10	2	1	43	3	1	1
Lamongan	1	5	5	7	1	0	1	0	6	0	0	26	1	1	0
Situbondo	1	2	4	4	1	0	0	0	3	0	0	20	0	4	0
Bondowoso	1	3	3	2	1	0	0	0	4	0	0	17	0	4	0
Magetan	1	4	5	2	0	0	0	0	5	0	0	22	0	2	0
Kangean	1	0	1	0	0	0	0	0	1	0	0	6	0	1	0
Jakarta	1	6	0	0	0	0	0	0	0	0	0	8	0	1	0
Batu	1	2	3	4	1	0	0	0	2	0	0	11	0	2	0
Bawean	1	0	1	0	0	0	0	0	1	0	0	7	0	1	0
Pare	1	2	2	6	0	0	0	0	1	0	0	13	0	2	0
Kepanjen	1	4	8	7	1	0	0	0	1	0	0	14	0	1	0
Batam	1	0	0	0	0	0	0	0	0	0	0	1	0	1	0
Grand Total	**41**	**165**	**210**	**189**	**26**	**7**	**10**	**4**	**198**	**8**	**7**	**822**	**26**	**96**	**10**

As of December 31, 2024, Bank Jatim has 13,317 Jatim Agents spread across East Java, consisting of Legal Entity Agents and Individual Agents

Table of Conventional East Java Agent Networks for the last 3 years

Branch Name	2024	2023	2022
Bangkalan Branch	267	166	90
Banyuwangi Branch	556	224	31
Batu Branch	135	57	24
Bawean Branch	94	55	17
Blitar Branch	462	289	143
Bojonegoro Branch	278	166	55
Bondowoso Branch	297	254	160
Dr. Soetomo Branch	404	201	25
Gresik Branch	310	157	73
HR Muhammad Branch	301	195	32
Jember Branch	311	195	61
Jombang Branch	224	103	46
Kangean Branch	66	42	6
Kediri Branch	640	362	97
Kepanjen Branch	233	98	31
Kraksaan Branch	217	111	70
Lamongan Branch	389	228	99
Lumajang Branch	243	118	69
Madiun Branch	563	352	159
Magetan Branch	392	243	95
Malang Branch	240	133	49
Mojokerto Branch	196	132	101
Nganjuk Branch	317	195	90
Ngawi Branch	593	447	301
Pacitan Branch	261	181	98
Pamekasan Branch	84	46	40
Pare Branch	166	73	22
Pasuruan Branch	309	165	111
Perak Branch	342	165	51
Ponorogo Branch	340	192	38
Probolinggo Branch	202	123	29
Sampang Branch	184	86	34
Sidoarjo Branch	1.082	292	112
Situbondo Branch	198	99	19
Sumenep Branch	136	58	42
Trenggalek Branch	343	183	41
Tuban Branch	767	379	141
Tulungagung Branch	388	254	118
Main Branch	292	128	92
Grand Total	**12.822**	**6.948**	**2.912**

Table of East Java Sharia Agent Network for 2024

Sharia Branch	Total Agent
Sharia Branch Surabaya	151
Sharia Branch Kediri	52
Sharia Branch Madiun	26
Sharia Branch Jember	53
Sharia Branch Malang	82
Sharia Branch Sidoarjo	56
Sharia Branch Gresik	75
Total	**495**

Association Membership List

As a financial services institution, Bank Jatim joined and was active in various associations or institutions that are relevant to the Bank's main business. Thus, the Bank can follow the latest developments, issues, or newest topics, as well as exchange information and provide suggestions/inputs for mutual progress. During 2024, Bank Jatim joined the following associations/institutions as follows:

Association Name	Year Joined	Membership Status
Asosiasi Bank Pembangunan Daerah Jawa Timur/ Association of Regional Development Banks of East Java	1993	Member
Forum Komunikasi Direktur Kepatuhan Perbankan (FKDKP)/ Forum for Communication of Banking Compliance Directors (FKDKP)	2000	Member
Forum Komunikasi Dewan Komisaris BPD Se-Indonesia (FKDK-BPDSI)/ Forum for Communication of Regional Development Bank Commissioners of Indonesia (FKDK-BPDSI)	2002	Member
Asosiasi SWIFT Indonesia (ASWIFTINDO)/ SWIFT Indonesia Association (ASWIFTINDO)	2007	Member
Asosiasi Bank Syariah Indonesia (ASBISINDO)/ Indonesian Sharia Bank Association (ASBISINDO)	2008	Member
Asosiasi Emiten Indonesia (AEI)/ Indonesian Issuers Association (AEI)	2012	Member
FCSR Social Ministry	2016	Member
Forum Komunikasi Industri Jasa Keuangan Daerah (FK-IJKD)/ Forum for Communication of Regional Financial Services Industry (FK-IJKD)	2016	Member
Indonesian Corporate Secretary Association (ICSA)	2019	Member
Asosiasi Bank Kustodian Indonesia (ABKI)/ Indonesian Custodian Bank Association (ABKI)	2019	Member
Badan Musyawarah Perbankan Daerah (BMPD) Jawa Timur/ Musyawarah Regional Banking Agency (BMPD) of East Java	1975	Member
Masyarakat Ekonomi Syariah (MES) Provinsi Jawa Timur/ Sharia Economic Society (MES) of East Java Province	2022	Administrator and Member
Perhimpunan Pedagang Surat Utang (HIMDASUN)/ Indonesian Government Bond Traders Association (HIMDASUN)	2022	Member
Asosiasi Pasar Uang dan Valuta Asing Indonesia (APUVINDO)/ Indonesian Money Market and Foreign Exchange Association (APUVINDO)	2023	Administrator and Member
Asosiasi Sistem Pembayaran Indonesia (ASPI)/ Indonesian Payment System Association (ASPI)	2001	Member

Bank Jatim's membership in organizations/associations had a strategic meaning. The Bank aligned with the latest developments in the banking world and contributed knowledge and experience to members of organizations/associations. Bank Jatim did not contribute financially beyond regular membership fees, including not contributing to politics or politicians.

Organizational Structure

In line with the Bank's business development, Bank Jatim's Organizational Structure has undergone several changes. Bank Jatim's Organizational Structure as of December 31, 2024, refers to Board of Directors Decision No. 061/218/DIR/PRS/KEP dated December 7, 2022. However, there are nomenclature changes in accordance with the Extraordinary GMS Resolution No. 33 dated December 11, 2024, including: 1) Director of Micro, Retail, and Medium changed to Director of Micro, Retail, and Sharia Business; 2) Director of IT & Digital changed to Director of IT, Digital, and Operations; and 3) Director of Operations changed to Director of Medium Business, Corporate, and Network, and the changes to the Organizational Structure according to this nomenclature will be implemented as of January 2, 2025.

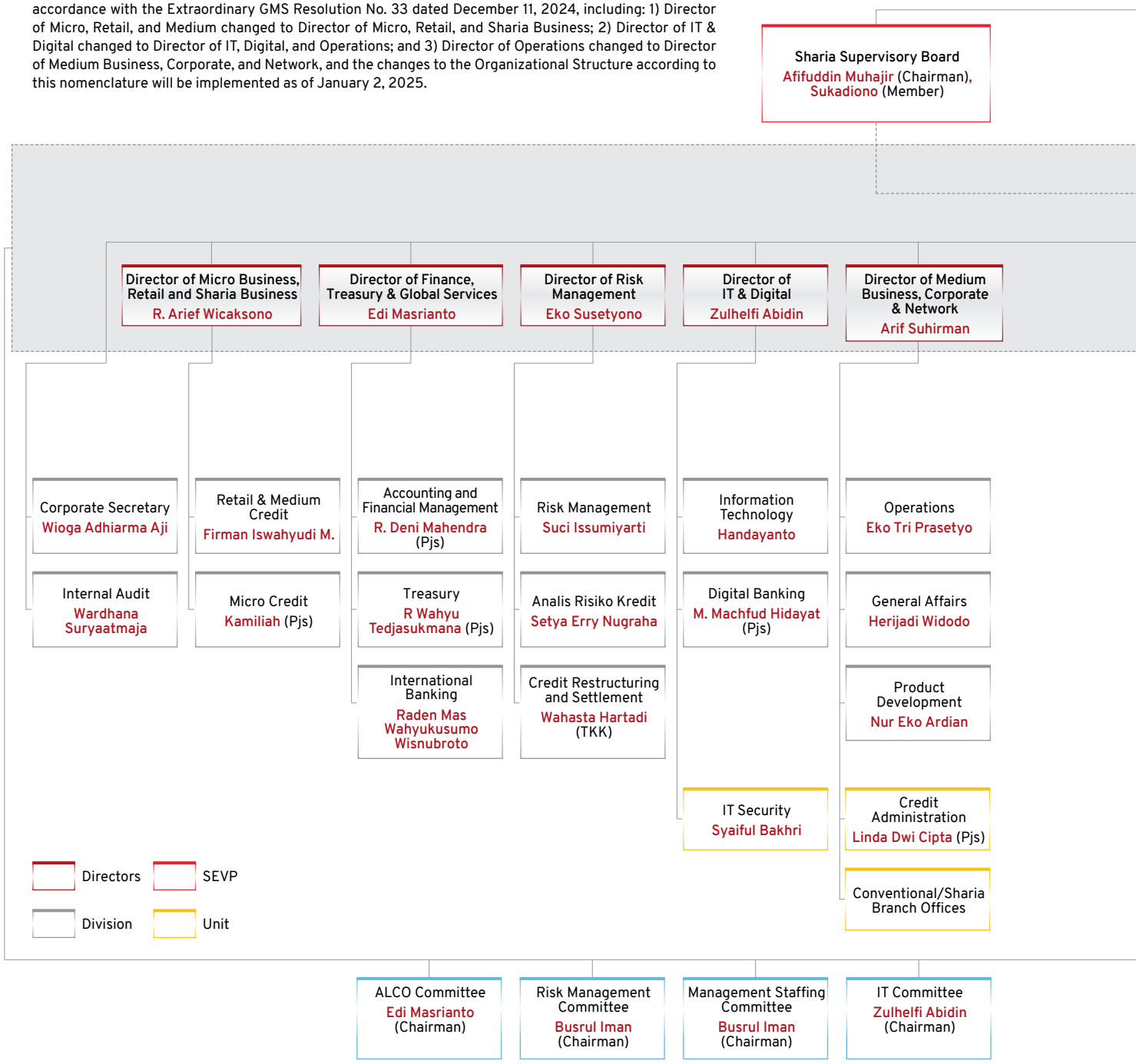

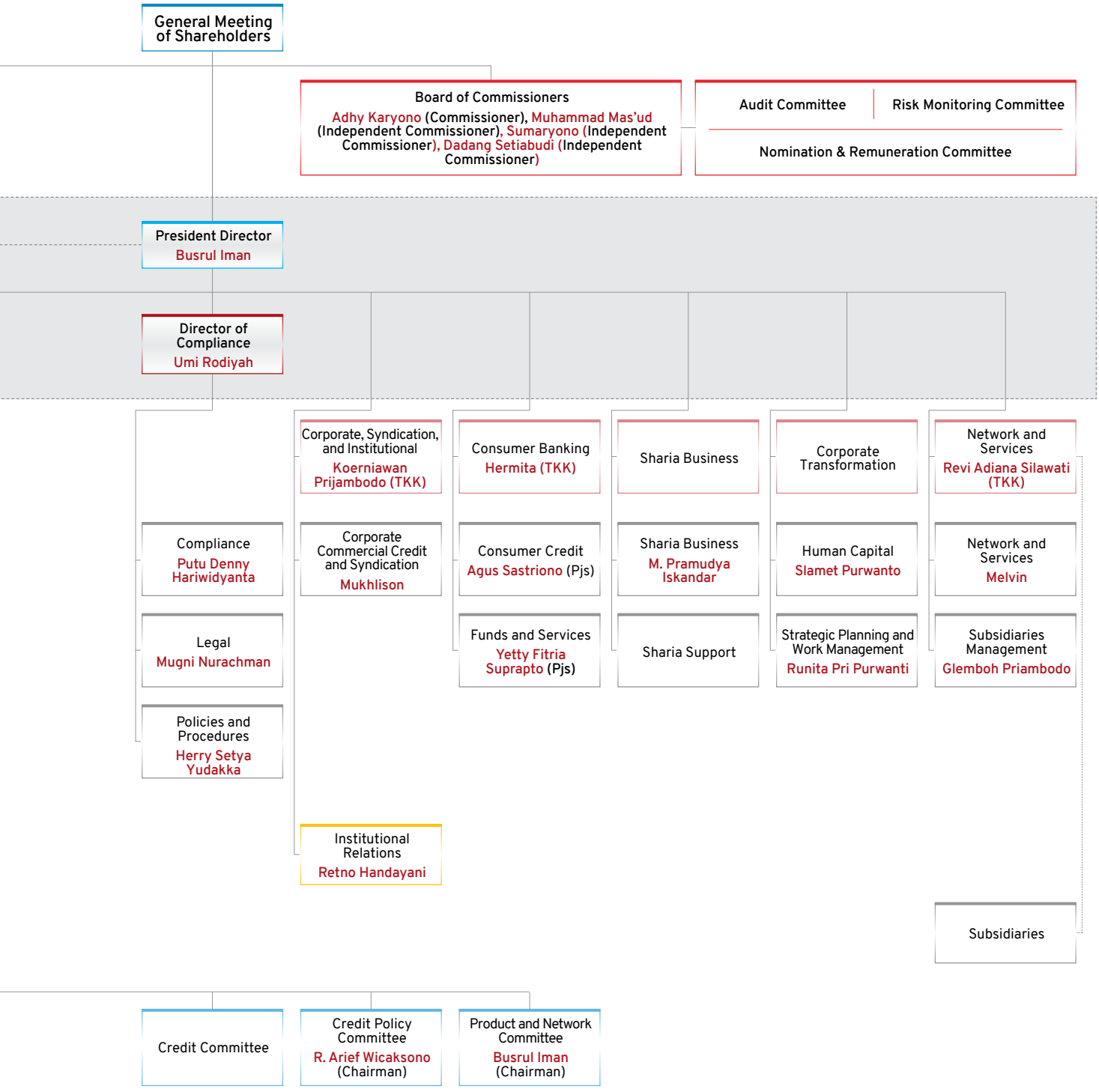

The composition of the Board of Commissioners' Committee members as of December 31, 2024, is as follows:

1. Audit Committee: Sumaryono (Chairman), Muhammad Mas'ud (Member), Dadang Setiabudi (Member), Kusnadi (Member), Muhammad Arifin (Member).
2. Risk Monitoring Committee: Dadang Setiabudi (Chairman), Muhammad Mas'ud (Member), Sumaryono (Member), Sulam Andjar Rochim (Member).
3. Remuneration and Nomination Committee: Muhammad Mas'ud (Chairman), Adhi Karyono (Member), Sumaryono (Member), Dadang Setiabudi (Member), Yusuf Adnan (Member), Vice President of Human Capital (ex officio).

The names of committee members under the Board of Directors can be found in the Corporate Governance Chapter.

Profile of The Board of Directors



Busrul Iman

President Director

Citizenship	:	Indonesian Citizen
Place and Date of Birth/Age	:	Born in Surabaya in 1964, 60 years old as of December 2024.
Domicile	:	Surabaya, Indonesia

Educational Background	• Bachelor of Economics in Accounting from STIE Indonesia (1986). • Master in Strategic Management from Diponegoro University, Semarang (2005). • Professional Accountant from the University of Jendral Sudirman, Purwokerto (2007). • Doctorate in Human Resource Development from Airlangga University (2024).
Certification	• Level 1 Risk Management Certification by the Risk Management Certification Agency (2006). • Level 2 Risk Management Certification by the Risk Management Certification Agency (2008). • Level 3 Risk Management Certification by the Risk Management Certification Agency (2012). • Level 4 Risk Management Certification by the Professional Certification Organizing Body (2015). • Level 5 Risk Management Certification by the Risk Management Certification Agency (2019). • Maintenance of Risk Management Certification Level 5 by the Risk Management Certification Agency (2023). • Executive Sharia Banking Training Certification by Muamalat Institute (2023). • Risk Management Certification Level 7 by the Risk Management Certification Agency (2024).
Work Experience	• Head of Meulaboh Branch, Banda Aceh Regional Office PT Bank Rakyat Indonesia (Persero) Tbk (1995-1998). • Head of Rantau Prapat Branch, Medan Regional Office PT Bank Rakyat Indonesia (Persero) Tbk (1998-2001). • Head of Tuban Branch Surabaya Regional Office PT Bank Rakyat Indonesia (Persero) Tbk (2001–2004). • Head of Banjarnegara Branch, Yogyakarta Regional Office PT Bank Rakyat Indonesia (Persero) Tbk (2004–2007). • Head of Solo Branch, Yogyakarta Regional Office PT Bank Rakyat Indonesia (Persero) Tbk (2007-2009). • Head of Madiun Branch Malang Regional Office PT Bank Rakyat Indonesia (Persero) Tbk (2009-2010). • Head of Malang Kawi Branch, Malang Regional Office PT Bank Rakyat Indonesia (Persero) Tbk (2010-2012). • Deputy Regional Head of Operations for the Palembang Regional Office of PT Bank Rakyat Indonesia (Persero) Tbk (2012-2013). • Deputy Regional Head of Business Division for the Palembang Regional Office of PT Bank Rakyat Indonesia (Persero) Tbk (2013-2014). • Deputy Regional Head of Business Division for the Lampung Regional Office of PT Bank Rakyat Indonesia (Persero) Tbk (2014-2015). • Head of Credit Restructuring & Settlement Division for Credit Risk Control at Head Office PT Bank Rakyat Indonesia (Persero) Tbk (2015-2017). • Head of Malang Regional Office PT Bank Rakyat Indonesia (Persero) Tbk (2017-2018). • Head of Policy & Human Capital Development Division Head Office PT Bank Rakyat Indonesia (Persero) Tbk (2018-2019). • Head of Surabaya Regional Office PT Bank Rakyat Indonesia (Persero) Tbk (2019). • Commercial and Corporate Director of PT Bank Pembangunan Daerah Jawa Timur Tbk (2019 - 2020). • President Director of PT Bank Pembangunan Daerah Jawa Timur Tbk (2020-present).
Legal Basis of Appointment	Appointed as Commercial and Corporate Director for the first time at the EGMS of PT Bank Pembangunan Daerah Jawa Timur Tbk on June 19, 2019. Passed the Fit and Proper Test and was approved by the Financial Services Authority (OJK) as Commercial and Corporate Director based on a copy of the decision of the members of the Board of Commissioners of the Service Authority Finance (OJK) No. KEP-191/D.03/2019 October 11, 2019. Passed the Fit and Proper Test and was approved by the Financial Services Authority (OJK) as President Director based on a Copy of the Decision of the Members of the Board of Commissioners of the Financial Services Authority No. Kep-44/D.03/2020 dated April 30, 2020. Appointed as President Director at the EGMS of PT Bank Pembangunan Daerah Jawa Timur Tbk on July 23, 2020.
Period of Office	• 2019 Until the closing of the Annual GMS for Fiscal Year 2020 (First Period). • 2020 Until the closing of the Annual GMS for Fiscal Year 2024 (Second Period).
Double Function	• Chairman of the Asset Liabilities Committee (ALCO) Bank Jatim • Chairman of the Bank Jatim Risk Management Committee • Chairman of the Information Technology Steering Committee (ITSC) Bank Jatim • Chair of the Bank Jatim Credit Policy Committee • Chairman of the Bank Jatim Product Committee • Chair of the Bank Jatim Network Committee • Chairman of the Bank Jatim Personnel Management Committee • Risk Function Groups on the Credit Committee except Credit Lines to Corporations (as a Business Function Group) Bank Jatim
Bank Jatim Share Ownership	3,651,300 shares



Edi Masrianto

Director of Finance, Treasury & Global Services

Citizenship	:	Indonesian Citizen
Tempat dan Tahun Lahir/Usia	:	Born in Lumajang in 1964, 60 years old as of December 2024.
Domicile	:	Surabaya, Indonesia

Educational Background	• Bachelor of Management Economics from Jember University (1989). • Master in Agribusiness Management from Gadjah Mada University (2004).
Certification	• Advance Methods for Managing Interest Rate & Liquidity Risk oleh Euromoney Training (2004). • Level 1 Risk Management Certification by the Risk Management Certification Agency (2006). • Level 2 Risk Management Certification by the Risk Management Certification Agency (2009). • Level 3 Risk Management Certification by the Banking Professional Certification Institute (2013). • Risk Management Assessor Certification by BARA (2014). • Funding Basic Certification by SPPI (2015). • Treasury Advance Certification by the Banking Professional Certification Institute (2017). • Level 4 Risk Management Certification by the Banking Professional Certification Institute (2020). • Level 5 Risk Management Certification by Garp (Global Association of Risk Professionals) Jakarta (2021). • Treasury Dealer Certification by BNSP (2022). • Risk Management Certification Refreshment by Strategic Risk Management for Banking (SDG) (2023). • Risk Management Level 7 Alignment by BARA (2024).
Work Experience	• Head of Trade Finance Product Development & Marketing - International Division PT Bank Rakyat Indonesia (Persero) Tbk (2008-2010). • Head of Treasury Division (Chief Global Market) PT Bank Rakyat Indonesia (Persero) Tbk (2010-2012). • Deputy Head of Treasury Division PT Bank Rakyat Indonesia (Persero) Tbk (2013-2014). • Head of International Business Division PT Bank Rakyat Indonesia (Persero) Tbk (2014-2015). • Head of Treasury Business Division PT Bank Rakyat Indonesia (Persero) Tbk (2015-2018). • Chairman of the Workers Welfare Foundation PT Bank Rakyat Indonesia (Persero) Tbk (2018-2020). • Director of Finance and HR of PT Garam Persero (2020-2021). • Director of Finance, HR & Risk Management of PT Garam Persero (2021-2022). • Acting President Director of PT Garam Persero (2021-2022). • Commercial and Corporate Director of PT Bank Pembangunan Daerah Jawa Timur Tbk (2022). • Director of Finance, Treasury & Global Services PT Bank Rakyat Indonesia (Persero) Tbk (2022 – Present).
Legal Basis of Appointment	Passed the Fit and Proper Test and was approved by the Financial Services Authority (OJK) as Commercial and Corporate Director based on a Copy of the Decision of the Members of the Board of Commissioners of the Financial Services Authority (OJK) No. KEP-4/D.03/2022 dated January 19, 2022. Appointed as Commercial and Corporate Director for the first time at the General Meeting of Shareholders (GMS) on March 17, 2022. Based on Deed No. 23 dated December 7, 2022 concerning the Minutes of the Extraordinary General Meeting of Shareholders (GMS) in 2022, there was a change in the nomenclature of the Board of Directors' positions from Commercial and Corporate Director to Director of Finance, Treasury & Global Services.
Period of Office	2022 – Until the closing of the Annual GMS for Fiscal Year 2026 (First Period).
Double Function	• Alternate Chair of the Bank Jatim ALCO Committee • Permanent Member of the Bank Jatim Risk Management Committee • Member of the Bank Jatim Personnel Management Committee • Permanent Member of the Bank Jatim IT Committee • Bank Jatim Credit Committee Business Function Group • Permanent Member of the Bank Jatim Credit Policy Committee • Permanent Member of the Bank Jatim Product Committee. • Head of Capital Investment, Subsidiary Establishment, and Bank Business Group (KUB) Team.
Bank Jatim Share Ownership	764,900 shares



R. Arief Wicaksono

Director of Micro, Retail & Medium

Citizenship	:	Indonesian Citizen
Place and Date of Birth/Age	:	Born in Banyuwangi in 1970, 54 years old as of December 2024
Domicile	:	Surabaya, Indonesia

Educational Background	• Bachelor of Electrical Engineering from the 10 November Institute of Technology (ITS) Surabaya (1996). • Master of Management from Dr Sutomo University (Unitomo) Surabaya (2020).
Certification	• Level 1 Risk Management Certification by the Risk Management Certification Agency (2010). • Level 2 Risk Management Certification by the Risk Management Certification Agency (2010). • Level 3 Risk Management Certification by the Risk Management Certification Agency (2012). • Level 4 Risk Management Certification by the Risk Management Certification Agency (2017). • Level 5 Risk Management Certification by the Risk Management Certification Agency (2021). • Treasury Dealer Competency Certification (Basic) by Association Cambiste International ACI FMA (2018) • Treasury Dealer Competency Certification (Intermediate) by Association Cambiste International ACI FMA (2018) • Treasury Dealer Competency Certification (Advance) by Association Cambiste International ACI FMA (2018) • Risk Management Certification Level 5 by the Risk Management Certification Agency (2021). • Equivalence and Alignment of Risk Management Certification Level 7 (2024). • Treasury Competency Certification (Refreshment Treasury Dealer Level 7) (2024).
Work Experience	• Head of Bank Jatim Bondowoso Branch (2015 - 2017). • Head of Bank Jatim Banyuwangi Branch (2017 - 2018). • Head of Bank Jatim Treasury Division (2018 - 2018). • Head of Bank Jatim Information Technology Division (2018 - 2021). • Head of Bank Jatim Sharia Business Division (2021 - 2022). • Director of Consumer, Retail and Sharia Business at PT Bank Pembangunan Daerah Jawa Timur Tbk (2022). • Director of Micro, Retail, and Medium Business at PT Bank Pembangunan Daerah Jawa Timur Tbk (2022 - 2024). • Director of Micro, Retail, and Sharia Business at PT Bank Pembangunan Daerah Jawa Timur Tbk (December 2024 - Present).*
Legal Basis of Appointment	Passed the Fit and Proper Test and was approved by the Financial Services Authority (OJK) as Director of Consumer, Retail and Sharia Business based on a Copy of the Decree of the Members of the Board of Commissioners of the Financial Services Authority (OJK) No. KEP-3/D.03/2022 dated January 19, 2022. Appointed as Director of Consumer, Retail and Sharia Business for the first time at the General Meeting of Shareholders (GMS) on March 17, 2022. Based on Deed No. 23 dated December 7, 2022 concerning the Minutes of the Extraordinary General Meeting of Shareholders (GMS) Year 2022 of PT Bank Pembangunan Daerah Jawa Timur Tbk, there was a change in the nomenclature of the Board of Directors position which was originally the Director of Consumer, Retail and Sharia Business to the Director of Micro, Retail and Medium. Based on Deed No. 33 dated December 11, 2024 concerning the Minutes of the Extraordinary General Meeting of Shareholders of PT Bank Pembangunan Daerah Jawa Timur Tbk, there was a change in the nomenclature of the position of the Board of Directors from the Director of Micro, Retail and Medium to the Director of Micro, Retail and Sharia Business*.
Period of Office	2022 – Until the closing of the Annual GMS for Fiscal Year 2026 (First Period)
Double Function	• Permanent Member of the ALCO Bank Jatim Committee • Permanent Member of the Bank Jatim Risk Management Committee • Member of the Bank Jatim Personnel Management Committee • Permanent Member of the Bank Jatim IT Committee • Bank Jatim Credit Committee Business Function Group • Alternate Chair of the Bank Jatim Credit Policy Committee • Permanent Member of the Bank Jatim Product Committee
Bank Jatim Share Ownership	952.300 shares

* Effective as of January 2, 2025, in accordance with the Board of Directors' Decree No. 064/05/01/DIR/PSM/KEP dated January 2, 2025, regarding the Organizational Structure and Work Procedures of PT Bank Pembangunan Daerah Jawa Timur Tbk.



Zulhelfi Abidin

Director of IT and Digital

Citizenship	:	Indonesian Citizen
Place and Date of Birth/Age	:	Born in Bukittinggi in 1962, 62 years old as of December 2024
Domicile	:	Surabaya, Indonesia

Educational Background	• Bachelor of Informatics Engineering from the Bandung Institute of Technology (1987). • Master in Computer Science from University of Wollongong Australia (1996)
Certification	• Level 1 Risk Management Certification by the Risk Management Certification Agency (2006). • Executive Overview of Islamic Banking oleh LPPI (2011). • Banking Risk Management Certification 4th level by LSPP (2012). • Banking Risk Management Certification 5th level by LSPP (2015). • Swift International Banking Operation Seminar by Swift International Banking Operation Seminar (2016). • Executive Leadership Program by Kementrian BUMN (2017). • Executive Education C-Level Data Analytic - Kellog School Of Management (2019). • Risk Management Certification Refreshment by Strategic Development Group (2023). • Risk Management Certification Level 7 by the Risk Management Certification Agency (2024).
Work Experience	• Assistant Lecturer and Researcher at the Computer Assisted Instruction Laboratory at the University of Indonesia Science Center (1987–1990). • Head of IT Development Division at PT Bank Bukopin (1990–1992). • System Analyst of the Indonesian Development Bank (1992–1997). • Head of Information Technology and Information Systems Division of PT. Bank Bukopin (1997–2007). • President Commissioner of PT Bringin Gigantara (2006 –2012). • Head of Information Technology and Information Systems Division of PT Bank Rakyat Indonesia (2007 – 2014). • Commissioner of BRI Syariah (2012–2015). • Senior Executive Vice President of PT Bank Rakyat Indonesia (2014–2015). • Director of IT & Operation of PT Bank Rakyat Indonesia (2015–2017). • Director of Network & IT Solution of PT Telkom Indonesia (2017–2020). • President Commissioner of PT Sigma Cipta Caraka (2018 –2019). • President Commissioner of PT Infrastructure Telekomunikasi Indonesia (2019 –2020). • Senior IT System Advisor PT R17 (2021–2022). • President Commissioner of PT Digital Prima Sejahtera (2021-2022). • Director of IT & Digital at PT Bank Pembangunan Daerah Jawa Timur Tbk (2022 - 2024). • Acting Director of Operations of PT Bank Pembangunan Daerah Jawa Timur Tbk (2022 - 2023). • Director of IT, Digital & Operations at PT Bank Pembangunan Daerah Jawa Timur Tbk (December 2024 - Present).*
Legal Basis of Appointment	Passed the Fit and Proper Test and was approved by the Financial Services Authority (OJK) as Director of IT & Digital based on a Copy of the Decree of the Members of the Board of Commissioners of the Financial Services Authority (OJK) No. KEP-185/D.03/2022 dated November 30, 2022. Appointed as Director of IT & Digital for the first time at the Extraordinary General Meeting of Shareholders of PT Bank Pembangunan Daerah Jawa Timur Tbk on December 7, 2022. Based on Deed No. 33 dated December 11, 2024 concerning the Minutes of the Extraordinary General Meeting of Shareholders of PT Bank Pembangunan Daerah Jawa Timur Tbk, there was a change in the nomenclature of the Board of Directors, which was originally the Director of IT & Digital to the Director of IT, Digital & Operations*.
Period of Office	2022 – Until the closing of the Annual GMS for Fiscal Year 2026 (First Period).
Double Function	• Permanent member of the Bank Jatim ALCO Committee • Permanent member of the Bank Jatim Risk Management Committee • Member of the Bank Jatim Personnel Management Committee • Alternate Chair of the Bank Jatim IT Committee • Bank Jatim Credit Committee Risk Function Group • Permanent Member of the Bank Jatim Credit Policy Committee • Alternate Chair of the Bank Jatim Product Committee
Bank Jatim Share Ownership	347.800 shares

* Effective as of January 2, 2025, in accordance with the Board of Directors' Decree No. 064/05/01/DIR/PSM/KEP dated January 2, 2025, regarding the Organizational Structure and Work Procedures of PT Bank Pembangunan Daerah Jawa Timur Tbk.



Arif Suhirman

Director of Medium Business, Corporate & Network

Citizenship	:	Indonesian citizen
Place and Date of Birth/Age	:	Born in Kediri in 1966, 58 years old as of December 2024.
Domicile	:	Surabaya, Indonesia

Educational Background	• Sarjana bidang Ekonomi Akuntansi dari Universitas Brawijaya, Malang (1991). • Master bidang Manajemen dan Bisnis dari Institut Pertanian Bogor (2007).
Certification	• Qualified Internal Audit (2000) • Certified Wealth Manager oleh Certified Wealth Managers Association (2015). • Qualified Risk Governance Professional (QRGP) by the Professional Certification Institute - Mitra Kalyana Sejahtera (LSP MKS) (2020). • Competency Certification Qualification Level 7 in Banking Risk Management (Non-Tiered) from the Professional Certification Institute for Banking (2024).
Work Experience	• Head of Rantau Branch, Banjarmasin Regional Office of PT Bank Rakyat Indonesia (Persero) Tbk (2007-2009). • Head of Bandung Setiabudi Branch, Bandung Regional Office of PT Bank Rakyat Indonesia (Persero) Tbk (2009-2010). • Head of Jakarta Cempaka Mas Branch, Jakarta Regional Office 1 of PT Bank Rakyat Indonesia (Persero) Tbk (2010-2011). • Head of Krekot Branch for Jakarta Region of PT Bank Rakyat Indonesia (Persero) Tbk (2011-2012). • Head of Bandung Asia Africa Branch of PT Bank Rakyat Indonesia (Persero) Tbk (2012-2013). • Head of Jakarta Veteran Branch of PT Bank Rakyat Indonesia (Persero) Tbk (2013-2014). • Deputy Regional Head for Funds and Operations for Jakarta Regional Office 1 of PT Bank Rakyat Indonesia (Persero) Tbk (2015-2016). • Deputy Regional Leader for Business Sector for Jakarta Regional Office 1 of PT Bank Rakyat Indonesia (Persero) Tbk (2016-2017). • Acting Head of Social Entrepreneurship Division at PT Bank Rakyat Indonesia (Persero) Tbk (2017-2018). • Acting Head of Institution Division 1 at PT Bank Rakyat Indonesia (Persero) Tbk (2018-2019). • Head of Special Branch, Special Branch Office of PT Bank Rakyat Indonesia (Persero) Tbk (2019-2020). • Business Director of PT BRI Asuransi Indonesia (2020-2021). • Head of Internal Audit at Jayapura Regional Office of PT Bank Rakyat Indonesia (Persero) Tbk (2021-2022). • Director of Operations at PT Bank Pembangunan Daerah Jawa Timur Tbk (2023 - 2024). • Director of Medium Business, Corporate & Network at PT Bank Pembangunan Daerah Jawa Timur Tbk (December 2024 - Present).*
Legal Basis of Appointment	Appointed as Director of Operations for the first time at the Annual GMS for Fiscal Year 2022 on April 12, 2023, and effective since passing the fit and proper test by the Financial Services Authority as stipulated in the Decision of the Board of Commissioners of the Financial Services Authority Number KEPR-132/D.03/2023 dated October 11, 2023. Based on Deed no. 33 dated December 11, 2024 regarding the Minutes of the Extraordinary General Meeting of Shareholders (GMS) Year 2024 of PT Bank Pembangunan Daerah Jawa Timur Tbk, there was a change in the nomenclature of the position of the Board of Directors which was originally the Director of Operations to the Director of Medium Business, Corporation and Network*.
Period of Office	2023 – Until the closing of the Annual GMS for Fiscal Year 2027 (First Period).
Double Function	• Permanent member of the Bank Jatim ALCO Committee • Permanent member of the Bank Jatim Risk Management Committee • Member of the Bank Jatim Personnel Management Committee • Permanent Member of the Bank Jatim IT Committee • Bank Jatim Credit Committee Risk Function Group • Permanent Member of the Bank Jatim Credit Policy Committee • Alternate Chair of the Bank Jatim Product Committee • Chairman I of the Bank Jatim Network Committee
Bank Jatim Share Ownership	819.700 shares

* Effective as of January 2, 2025, in accordance with the Board of Directors' Decree No. 064/05/01/DIR/PSM/KEP dated January 2, 2025, regarding the Organizational Structure and Work Procedures of PT Bank Pembangunan Daerah Jawa Timur Tbk.



Eko Susetyono

Director of Risk Management

Citizenship	:	Indonesian citizen
Place and Date of Birth/Age	:	Born in Jakarta in 1965, 59 years old as of December 2024.
Domicile	:	Surabaya, Indonesia

Educational Background	• Bachelor's degree in Food Technology and Nutrition from Institut Pertanian Bogor (1985). • Master's degree in Corporate Finance and Investment from Washington University (2000). • S3 Doctoral Program in Management and Business from Bogor Agricultural Institute (2019 - present)
Certification	• Intl CWM Program: In-house BRI Batch 1 (2019). • Banking Risk Management Certification Level 5 (2022). • Certified in Enterprise Risk Governance (CERG), ERMA Professional Provisions Program (2024). • General Pension Fund Management Certification (MUDP), Professional Certification Institute for Pension Funds (2024).
Work Experience	• AVP Project Office Base II - Credit Risk, PT Bank Rakyat Indonesia (Persero) Tbk (2006-2009). • AVP Operational Risk Management Dept, PT Bank Rakyat Indonesia (Persero) Tbk (2010-2012). • AVP Market, Liquidity, and Enterprise Risks, PT Bank Rakyat Indonesia (Persero) Tbk (2012-2017). • VP Operational, Market, and Liquidity Risk Management, PT Bank Rakyat Indonesia (Persero) Tbk (2017-2019). • SEVP Risk Management PT Pegadaian (Persero) (2019 - 2022) • Director of Risk Management, PT Bank Pembangunan Daerah Jawa Timur Tbk (2022 – Present).
Legal Basis of Appointment	Passed the Fit and Proper Test and was approved by the Financial Services Authority (OJK) as Director of Risk Management based on a Copy of the Decree of the Members of the Board of Commissioners of the Financial Services Authority (OJK) No. KEP-184/D.03/2022 dated November 30, 2022. Appointed as Director of Risk Management for the first time at the Extraordinary General Meeting of Shareholders (EGMS) on December 7, 2022.
Period of Office	2022 – Until the Conclusion of the 2026 Annual General Meeting of Shareholders (First Term).
Double Function	• Permanent Member of the ALCO Committee, Bank Jatim. • Acting Chair of the Risk Management Committee, Bank Jatim. • Member of the Personnel Management Committee, Bank Jatim. • Permanent Member of the IT Committee, Bank Jatim. • Risk Function Group of the Credit Committee, Bank Jatim. • Non-Permanent Member of the Credit Policy Committee, Bank Jatim. • Permanent Member of the Product Committee, Bank Jatim.
Bank Jatim Share Ownership	446,800 shares.



Umi Rodiyah

Director of Compliance

Citizenship	:	Indonesian citizenship
Place and Date of Birth/Age	:	Born in Probolinggo in 1966, 58 years old as of December 2024.
Domicile	:	Surabaya, Indonesia

Educational Background	Bachelor's degree in Public Administration from Universitas Brawijaya, Malang (1991).
Certification	• Risk Management Certification Level 1 by the Risk Management Certification Agency (2006). • Risk Management Certification Level 2 by the Risk Management Certification Agency (2007). • Risk Management Certification Level 3 by the Risk Management Certification Agency (2008). • Mutual Fund Sales Representative Certification by APERDI (2014). • Risk Management Certification Level 4 by the Risk Management Certification Agency (2017). • General Banking Certification Level 3 by the Indonesian Banking Development Institute (2019). • Risk Management Certification Level 5 by the Risk Management Certification Agency (2022). • Risk Management Certification Refreshment by TD Consulting (2023). • Risk Management Certification Level 7 by the Risk Management Certification Agency (2024).
Work Experience	• Branch Head of Perak Branch, PT Bank Pembangunan Daerah Jawa Timur Tbk (2010-2015). • Corporate Secretary, PT Bank Pembangunan Daerah Jawa Timur Tbk (2017-2018). • Head of Institutional Relations Division, PT Bank Pembangunan Daerah Jawa Timur Tbk (2018-2020). • Head of Funding & Services Division, PT Bank Pembangunan Daerah Jawa Timur Tbk (2020-2021). • Corporate Secretary, PT Bank Pembangunan Daerah Jawa Timur Tbk (2021-2022). • Head of Treasury Division, PT Bank Pembangunan Daerah Jawa Timur Tbk (2022-2023). • SEVP of Sharia Business, PT Bank Pembangunan Daerah Jawa Timur Tbk (2023-2024). • Director of Compliance, PT Bank Pembangunan Daerah Jawa Timur Tbk (2024 – present).
Legal Basis of Appointment	Appointed as Director of Compliance at the General Meeting of Shareholders (GMS) on February 7, 2024, and subsequently approved by the Financial Services Authority (OJK) following a successful Fit and Proper Test, as per OJK's Decision No. KEPR-38/D.03/2024 dated July 1, 2024.
Period of Office	2024 – Until the closing of the Annual GMS for the 2028 Fiscal Year (First Term).
Double Function	• Permanent Member of the ALCO Committee of Bank Jatim. • Permanent Member of the Credit Policy Committee of Bank Jatim. • Member of the Human Resources Management Committee of Bank Jatim. • Permanent Member of the Risk Management Committee of Bank Jatim. • Permanent Member of the Product Committee of Bank Jatim.
Bank Jatim Share Ownership	508,500 shares.



Tonny Prasetyo*

Director of Compliance

Citizenship	:	Indonesian citizen
Place and Date of Birth/Age	:	Born in Malang in 1969, 55 years old as of December 2024.
Domicile	:	Mojokerto, Indonesia

Educational Background	• Bachelor of Agriculture from Darul Ulum University, Jombang (1995). • Master in Management from Dr. Soetomo, Surabaya (2019)
Certification	• Level 1 Risk Management Certification by the Risk Management Certification Agency (2007). • Level 2 Risk Management Certification by the Risk Management Certification Agency (2009). • Level 3 Risk Management Certification by the Risk Management Certification Agency (2011). • Level 4 Risk Management Certification by the Risk Management Certification Agency (2017). • General Banking Level 3 by the Banking Professional Certification Institute (2018). • Level 5 Risk Management Certification by the Risk Management Certification Agency (2019). • General Banking Level 3 by the Banking Professional Certification Institute (2022). • Refreshment of General Banking Level III by the Indonesian Banking Development Institute (2022).
Work Experience	• Situbondo Branch Manager of PT Bank Pembangunan Daerah Jawa Timur Tbk (2012). • Situbondo Branch Manager of PT Bank Pembangunan Daerah Jawa Timur Tbk (2013). • Head of Blitar Branch of PT Bank Pembangunan Daerah Jawa Timur Tbk (2013–2014). • Head of the Kediri Branch of PT Bank Pembangunan Daerah Jawa Timur Tbk (2014). • Head of Loans at Main Branch PT Bank Pembangunan Daerah Jawa Timur Tbk (2014–2015). • Head of Sharia Business Division at PT Bank Pembangunan Daerah Jawa Timur Tbk (2015). • Head of General Division of PT Bank Pembangunan Daerah Jawa Timur Tbk (2015–2016). • Director of IT and Operations at PT Bank Pembangunan Daerah Jawa Timur Tbk (2019 – 2022). • Director of Operations PT Bank Pembangunan Daerah Jawa Timur Tbk (2022) • Acting Director of Compliance at PT Bank Pembangunan Daerah Jawa Timur Tbk (2022 – 2023). • Director of Compliance at PT Bank Pembangunan Daerah Jawa Timur Tbk (2023 – 2024).
Legal Basis of Appointment	Appointed as Director of IT and Operations for the first time at the General Meeting of Shareholders (GMS) of PT Bank Pembangunan Daerah Jawa Timur Tbk on June 19, 2019, Passed the Fit and Proper Test and was declared effective by the Financial Services Authority (OJK) as Director of Information Technology and Operations based on the Decree of Members of the Board of Commissioners of the Financial Services Authority (OJK) No. KEP-190/D.03/2019 October 11, 2019. Then he was appointed Director of Operations based on the Extraordinary General Meeting of Shareholders (EGMS) of PT Bank Pembangunan Daerah Jawa Timur Tbk on December 7 2022. Based on the Decree of the Board of Commissioners No. 061/10/DKM/KEP dated December 13, 2022, he was appointed as temporary replacement for Compliance Director. Based on the Annual General Meeting of Shareholders for the 2022 Fiscal Year dated April 12, 2023, he was appointed as Director of Compliance, and based on the Decree of the Board of Commissioners Number 062/02/DKM/KEP dated April 12, 2023, concerning the Appointment of a Temporary Replacement and Division of Duties of the Directors of PT Bank Pembangunan Daerah East Java Tbk, he was appointed as a temporary replacement for the Compliance Director. He served as Compliance Director effective since passing the fit and proper test by the Financial Services Authority on May 26, 2023.
Period of Office	2019 – Until the closing of the Annual GMS for Fiscal Year 2023 (First Period).
Double Function	Do not have concurrent positions, either as a member of the Board of Commissioners, member of the Board of Directors, and/or member of the committee and other positions both inside and outside the Issuer or Public Company.
Bank Jatim Share Ownership	1.067.400 shares

* Stopped serving as of February 07, 2024.

Affiliate Relations of Members of The Board of Directors

Table of Directors Affiliation Relations

Financial Relations, Family and Board of Directors Management															
Name	Position	Financial Relations With						Family Relations With						Management Relations	
		Board of Commissioners		Directors		Controlling Shareholder*		Board of Commissioners		Directors		Controlling Shareholder*			
		Yes	No	Yes	No	Yes	No	Yes	No	Yes	No	Yes	No	Yes	No
Busrul Iman	President Director		√		√		√		√		√		√		√
Edi Masrianto	Director of Finance, Treasury & Global Services		√		√		√		√		√		√		√
R. Arief Wicaksono	Director of Micro, Retail & Medium Enterprises		√		√		√		√		√		√		√
Eko Susetyono	Director of Risk Management		√		√		√		√		√		√		√
Zulhelfi Abidin	Director of IT & Digital		√		√		√		√		√		√		√
Arif Suhirman	Director of Operations		√		√		√		√		√		√		√
Umi Rodiyah	Director of Compliance		√		√		√		√		√		√		√
Tonny Prasetyo**	Director of Compliance														

* Direct and Indirect
** Stopped serving as of February 17, 2024

Education and/or Training of The Board of Directors

The description of the education and/or training of the board of Directors Fiscal Year is presented in the Chapter of Corporate Governance.

Changes in The Composition of The Members of The Board of Directors and The Reasons for The Changes

During 2023, there was a change in the composition of the members of the Board of Directors. Changes in the composition of members of the Board of Directors were made based on the needs of the Bank. Changes in the composition of the members of the Board of Directors are as follows:

Composition of The Board of Directors Before The 2023 Annual GMS

The composition of the Board of Directors of Bank Jatim before the 2023 Annual GMS consisted of 7 (seven) members, comprising 1 (one) President Director and 6 (six) Directors. The composition and basis of appointment of the Board of Directors can be seen in the table below:

Table of Composition of The Board of Directors Before The 2023 Annual GMS

Name	Position	Executor	Legal Basis of Appointment	Effective date
Busrul Iman	President Director	OJK	Extraordinary General Meeting of Shareholders on July 23, 2020	July 23, 2020
Tonny Prasetyo	Director of Compliance	OJK	Annual General Meeting of Shareholders on April 12, 2023	May 26, 2023
Edi Masrianto	Director of Finance, Treasury & Global Services	OJK	Annual General Meeting of Shareholders on March 17, 2022	January 19, 2022
R. Arief Wicaksono	Director of Micro, Retail & Medium Enterprises	OJK	Annual General Meeting of Shareholders on March 17, 2022	January 19, 2022
Zulhelfi Abidin	Director of IT & Digital	OJK	Extraordinary General Meeting of Shareholders on December 7, 2022	November 30, 2022
Eko Susetyono	Director of Risk Management	OJK	Extraordinary General Meeting of Shareholders on December 7, 2022	November 30, 2022
Arif Suhirman	Director of Operations	OJK	Annual General Meeting of Shareholders on April 12, 2023	October 11, 2023

Board of Directors Composition After The Annual GMS for The 2023 Fiscal Year

On February 7, 2024, the Annual General Meeting of Shareholders (AGMS) for the 2023 Financial Year decided:

1. To dismiss Tonny Prasetyo as the Bank's Compliance Director.
2. To approve and appoint Umi Rodiyah as the Bank's Compliance Director.

Thus, the composition of Bank Jatim's Board of Directors after the AGMS for the 2023 Financial Year consists of 7 (seven) members, comprising 1 (one) President Director and 6 (six) Directors. The composition and basis of appointment of the Board of Directors can be seen in the table below:

Table of Composition and Basis of Appointment of the Board of Directors After the AGMS for the 2023 Financial Year

Name	Position	Executor	Legal Basis of Appointment	Effective date
Busrul Iman	President Director	OJK	Extraordinary General Meeting of Shareholders on July 23, 2020	July 23, 2020
Edi Masrianto	Director of Finance, Treasury & Global Services	OJK	Annual General Meeting of Shareholders on March 17, 2022	January 19, 2022
R. Arief Wicaksono	Director of Micro, Retail & Medium Enterprises	OJK	Annual General Meeting of Shareholders on March 17, 2022	January 19, 2022
Zulhelfi Abidin	Director of IT & Digital	OJK	Extraordinary General Meeting of Shareholders on December 7, 2022	November 30, 2022
Eko Susetyono	Director of Risk Management	OJK	Extraordinary General Meeting of Shareholders on December 7, 2022	November 30, 2022
Arif Suhirman	Director of Operations	OJK	Annual General Meeting of Shareholders on April 12, 2023	October 11, 2023
Umi Rodiyah	Director of Compliance	OJK	Annual General Meeting of Shareholders on February 7, 2024	July 1, 2024

Composition of Directors After The 2024 Extraordinary GMS

On December 11, 2024, the Extraordinary GMS decided:

1. Approve the change in the nomenclature of the Bank's management, namely the Board of Directors:

Old Nomenclature	New Nomenclature
President Director	President Director
Micro, Retail and Medium Director	Micro Business, Retail & Sharia Business Director
Risk Management Director	Risk Management Director

Old Nomenclature	New Nomenclature
IT & Digital Director	IT, Digital & Operational Director
Operational Director	Medium Business, Corporate & Network Director
Finance, Treasury & Global Service Director	Finance, Treasury & Global Service Director
Compliance Director	Compliance Director

New Nomenclature	Name
President Director	Busrul Iman
Micro Business, Retail & Sharia Business Director	R. Arief Wicaksono
Risk Management Director	Eko Susetyono
IT, Digital & Operational Director	Zulhelfi Abidin
Medium Business, Corporate & Network Director	Arif Suhirman
Finance, Treasury & Global Service Director	Edi Masrianto
Compliance Director	Umi Rodiyah

The composition of the Board of Directors of Bank Jatim after the 2023 Annual GMS is 7 (seven) people consisting of 1 (one) President Director and 6 (six) Directors. The composition and basis for the appointment of the Board of Directors can be seen in the table below:

Table of Composition and Basis for Appointment of the Board of Directors After the Annual GMS for the 2023 Fiscal Year

Name	Position	Executor	Basis of Appointment	Effective date
Busrul Iman	President Director	OJK	Extraordinary GMS on July 23, 2020	July 23, 2020
Edi Masrianto	Finance, Treasury & Global Service Director	OJK	Annual GMS on March 17, 2022	January 19, 2022
R. Arief Wicaksono	Micro Business, Retail & Sharia Business Director	OJK	Annual GMS on March 17, 2022	January 19, 2022
Zulhelfi Abidin	IT, Digital & Operational Director	OJK	Extraordinary GMS on December 7, 2022	November 30, 2022
Eko Susetyono	Risk Management Director	OJK	Extraordinary GMS on December 7, 2022	November 30, 2022
Arif Suhirman	Medium Business, Corporate & Network Director	OJK	Annual GMS on April 12, 2023	October 11, 2023
Umi Rodiyah	Compliance Director	OJK	Annual GMS on February 7, 2024	July 1, 2024

Profile of The Board of Commissioners



Muhammad Mas'ud

Independent Commissioner

Citizenship	:	Indonesian Citizen
Place and Date of Birth/Age	:	Born in Sidoarjo in 1964, 60 years old as of December 2024.
Domicile	:	Malang, Indonesia

Educational Background	• Bachelor's degree in State Administration from Brawijaya University, Malang (1989). • Master in Management from Muhammadiyah University, Malang (1997). • Doctor of International Politics from Flinders University, Adelaide Australia (2005
Certification	• Exam Level - 1 Risk Management Certification Program (2019). • Level 1 Risk Management Certification Training (2019). • Risk Management Certification Training Level – 2 (2019). • Exam Level - 2 Risk Management Certification Program (2019). • Risk management certification refreshment program (2022). • Risk Management Certification Alignment Program for Directors and Boards of Commissioners of Commercial Banks (2024). • Qualification Certification Level 6 without tiers in Banking Risk Management (2024).
Work Experience	• Assistant to the Presidential Special Staff for Regional Development and Regional Autonomy (2011–2014). • Chairman of the Malang City Regional Research Council (2013-2016). • Member of the Batu Mayor's Expert Team (2015-2016). • Special Staff of the Minister of Social Affairs for Human Resources Development and Ministry Programs (2015–2018). • Member of the Kediri Regency Development Acceleration and Control Team (2016-present). • Chairman of the Regional Research Council Kab. Bojonegoro (2019 - present) • Postgraduate Director of the Islamic University of Malang (2018-present). • Independent Commissioner of PT Bank Pembangunan Daerah Jawa Timur Tbk (2019-present)
Legal Basis of Appointment	Appointed as Independent Commissioner for the first time at the Extraordinary General Meeting of Shareholders (EGMS) of PT Bank Pembangunan Daerah Jawa Timur Tbk. on June 19, 2019, Passed the Fit and Proper Test and declared effective by the Financial Services Authority (OJK) as an Independent Commissioner based on a copy of the Decree of the Members of the Board of Commissioners of the Financial Services Authority (OJK) No. KEP-187/D.03/2019 Dated October 11, 2019 until the Closing of the 2022 annual GMS held in 2023. Reappointed as Independent Commissioner for the second time at the Annual General Meeting of Shareholders of PT Bank Pembangunan Daerah Jawa Timur Tbk. Fiscal Year 2022 on April 12, 2023.
Period of Office	• 2019 – Until the closing of the Annual GMS for Financial Year 2022 (First Period). • 2023 – Until the closing of the annual GMS for the 2026 financial year (Second Period).
Double Function	• Director of Postgraduate Program of Islamic University of Malang (2018-present). • Chairman of Bank Jatim Remuneration & Nomination Committee. • Member of Bank Jatim Risk Monitoring Committee. • Member of Bank Jatim Audit Committee.
Bank Jatim Share Ownership	Do not have shares in Bank Jatim



Adhy Karyono

Commissioner

Citizenship	:	Indonesian Citizen
Place and Date of Birth/Age	:	Born in Cirebon in 1971, 53 years old as of December 2024.
Domicile	:	Surabaya, Indonesia

Educational Background	• Bachelor of Politics from Garut College of Social and Political Sciences (1996). • Master of Public Administration from National Institute of Public Administration (LAN), Jakarta (2012).
Certification	Management Program for Prospective Commissioners, LPPI (2023).
Work Experience	• Head of Monitoring and Evaluation Section at the Sub-Directorate for Preparedness and Mitigation of the BSKBA Directorate, Directorate General of Social Protection and Security, Ministry of Social Affairs of the Republic of Indonesia (2006-2007) • Head of the Standardization and Technical Guidance Section at the Sub-Directorate of Preparedness and Mitigation of the BSKBA Directorate, Directorate General of Social Protection and Security, Ministry of Social Affairs of the Republic of Indonesia (2007-2008) • Head of the Standardization and Technical Guidance Section at the Emergency Response Sub-Directorate of the BSKBA Directorate, Directorate General of Social Protection and Security, Ministry of Social Affairs of the Republic of Indonesia (2008-2009). • Head of Sub-Directorate for Preparedness and Mitigation of the BSKBA Directorate, Directorate General of Social Protection and Security, Ministry of Social Affairs of the Republic of Indonesia (2009-2010). • Head of Program and Information Division of the Secretariat of the Directorate General of Social Protection and Security, Ministry of Social Affairs of the Republic of Indonesia (2010-2011). • Head of Program and Reporting Division of the Secretariat of the Directorate General of Social Protection and Security, Ministry of Social Affairs of the Republic of Indonesia (2011-2016). • Director of Social Protection for Natural Disaster Victims (PSKBA) Directorate General of Social Protection and Security, Ministry of Social Affairs of the Republic of Indonesia (2016-2017). • Head of Planning Bureau of the Secretariat General, Ministry of Social Affairs of the Republic of Indonesia (2017-2020) • Expert Staff of the Minister for Change and Social Dynamics of the Republic of Indonesia (2020-2022). • Regional Secretariat, East Java Government (2022-present). • Commissioner of PT Bank Pembangunan Daerah Jawa Timur Tbk (2023-present).
Legal Basis of Appointment	Appointed as Commissioner for the first time at the Annual General Meeting of Shareholders for Fiscal Year 2022 on April 12, 2023, and was declared effective after passing the fit and proper test by the Financial Services Authority as Commissioner based on Decision of Members of the Board of Commissioners of the Financial Services Authority Number KEPR-151/D. 03/2023 dated November 24, 2023.
Period of Office	2023 – Until the closing of the Annual GMS for the 2026 Financial Year (First Period).
Double Function	Member of Bank Jatim Remuneration & Nomination Committee.
Bank Jatim Share Ownership	Do not have shares in Bank Jatim



Sumaryono

Komisaris Independen

Citizenship	:	Indonesian citizen
Place and Date of Birth/Age	:	Born in Blitar in 1960, age 64 as of December 2024.
Domicile	:	Malang, Indonesia

Educational Background	Bachelor of Business Administration from Brawijaya University (1979)
Certification	• Risk management certification refreshment program (2022) • Risk Management Certification Alignment Program for Directors and Board of Commissioners of Commercial Banks (2024). • Qualification Certification Level 6 without tiers in Banking Risk Management (2024)
Work Experience	• Head of BRI Gunungsitoli Branch (2005-2007). • Head of BRI Kelapa Gading Branch (2007-2009). • Head of BRI Jakarta City Branch (2009-2012). • BRI Branch Manager Jakarta Veteran (2012-2013). • Deputy Regional Head of BRI Regional Office Jakarta 1 (2013-2016). • Regional Head of BRI Pekanbaru Regional Office (2016). • President Director of PT BSM Broker Asuransi (2018-2019). • Independent Commissioner of PT Regional Development Bank East Java Tbk (2022-present).
Legal Basis of Appointment	Appointed as Independent Commissioner for the first time at the annual General Meeting of Shareholders (GMS) of PT Bank Pembangunan Daerah Jawa Timur Tbk. financial year 2021 March 17, 2022. Passed the Fit and Proper Test and was declared effective by the Financial Services Authority as President Commissioner based on a copy of the Decree of Members of the Board of Commissioners of the Financial Services Authority (OJK) Number KEP-6/D.03/2022 dated January 19, 2022.
Period of Office	2022 – Until the closing of the Annual GMS for Financial Year 2025 (First Period).
Double Function	• Chairman of Bank Jatim Audit Committee. • Member of Bank Jatim Risk Monitoring Committee. • Member of Bank Jatim Remuneration & Nomination Committee.
Bank Jatim Share Ownership	Do not have shares in Bank Jatim



Dadang Setiabudi

Independent Commissioner

Citizenship	:	Warga Negara Indonesia
Place and Date of Birth/Age	:	Born in Cimahi in 1962, 62 years old as of December 2024.
Domicile	:	Jakarta

Educational Background	• Bachelor of Accounting, Padjadjaran University (1987) • Master of Agribusiness, Bogor Agricultural Institute (1999)
Certification	Qualification Certification Level 7 in Banking Risk Management (2024)
Work Experience	• Director of Information Technology BPJS Kesehatan (2014-2016) • SEVP of Information Technology & Digital Banking PT Bank Negara Indonesia (Persero) Tbk (2016-2018) • Director of Information Technology & Operations PT Bank Negara Indonesia (Persero) Tbk (2018-2020) • Associate Director PT Torres Global Konsultan (2021-2023) • Assessor of the Banking Professional Certification Institute (2023-2024) • Independent Commissioner PT Bank Pembangunan Daerah Jawa Timur Tbk (2024-present).
Legal Basis of Appointment	Appointed as Independent Commissioner for the first time at the 2024 Extraordinary General Meeting of Shareholders (EGMS) of PT Bank Pembangunan Daerah Jawa Timur Tbk. on September 26, 2024. Passed the Fit and Proper Test and was declared effective by the Financial Service Authority as an Independent Commissioner based on a Copy of the Decision of the Members of the Board of Commissioners of the Financial Service Authority Number KEPR-133/D.03/2024 dated November 4, 2024.
Period of Office	2024 until the closing of the Annual GMS for the 2027 Financial Year (First Period).
Double Function	• Chairman of the Risk Monitoring Committee of Bank Jatim. • Member of the Audit Committee of Bank Jatim. • Member of the Remuneration & Nomination Committee of Bank Jatim.
Bank Jatim Share Ownership	Does not hold shares in Bank Jatim



Candra Fajri Ananda*

Independent Commissioner

Citizenship	:	Warga Negara Indonesia
Place and Date of Birth/Age	:	Born in Lumajang in 1964, 60 years old as of December 2024
Domicile	:	Batu, Malang Indonesia

Educational Background	• Bachelor of Economics from Brawijaya University (1988). • Master (MSc.) Institute of Rural Development from University of Gottingen, Germany (1994). • Doctor (Ph.D) Institute of Rural Development from University of Göttingen, Germany (1998).
Certification	• Provision and reinforcement of the preparation for the Fit and Proper Test for Independent Commissioner candidates held by Sustainable Development Goals (2018). • Commissioner Risk Management Certification Level 2 held by the Risk Management Certification Body on (2018). • Risk management certification refreshment program (2022).
Work Experience	• Public Sector Development Consultant in Post-Conflict Areas, World Bank (2003-2004). • Regional Planning Advisory Board, East Java (2003-2012). • Member of TADF (Fiscal Decentralization Assistance Team of the Ministry of Finance), Ministry of Finance (2008-2014). • Chairman of the Indonesian Economists Association Malang (2010-present). • Dean of the Faculty of Economics and Business, Brawijaya University (2013-2017). • Lecturer of KPS S2, KPS S3 Faculty of Economics and Business, Brawijaya University (1989 - present). • Independent Commissioner of PT Bank Pembangunan Daerah Jawa Timur Tbk (2018-2024). • Special Staff to the Ministry of Finance of the Republic of Indonesia (2019-present).
Legal Basis of Appointment	Appointed as Independent Commissioner for the first time at the Annual General Meeting of Shareholders (GMS) of PT Bank Pembangunan Daerah Jawa Timur Tbk. for the 2017 Financial Year on February 20, 2018. Passed the Fit and Proper Test and was declared effective by the Financial Service Authority (OJK) as an Independent Commissioner based on a Copy of the Decision of the Members of the Board of Commissioners of the Financial Service Authority (OJK) No. KEP-153/D.03/2018 dated September 18, 2018, until the Closing of the 2020 Annual GMS held in 2021. Appointed for the second time at the Annual General Meeting of Shareholders (GMS) for the 2020 Financial Year held on May 3, 2021 (Second Period).
Period of Office	• 2018 – Until the closing of the Annual General Meeting of Shareholders for the Financial Year 2020 (First Period). • 2021 – Until the closing of the Annual General Meeting of Shareholders for the Financial Year 2023 (Second Period).
Double Function	• Lecturer of KPS S2, KPS S3 Faculty of Economics and Business, Brawijaya University. • Special Staff to the Ministry of Finance of the Republic of Indonesia. • Chairman of the Risk Monitoring Committee of Bank Jatim. • Member of the Audit Committee of Bank Jatim. • Member of the Remuneration & Nomination Committee of Bank Jatim.
Bank Jatim Share Ownership	Does not hold shares in Bank Jatim

* Stopped serving in his position as Independent Commissioner at the 2023 Annual GMS on February 7, 2024.

Affiliate Relations of Members of The Board of Commissioners

Table of Affiliation of the Board of Commissioners

Financial Relations, Family and Board of Commissioners															
Name	Position	Financial Relations With						Family Relations With						Management Relation	
		Board of Commissioners		Directors		Controlling Shareholders*		Board of Commissioners		Directors		Controlling Shareholders*			
		Yes	No	Yes	No	Yes	No	Yes	No	Yes	No	Yes	No	Yes	No
Adhy Karyono	Commissioner		√		√		√		√		√		√		√
Muhammad Mas'ud	Independent Commissioner		√		√		√		√		√		√		√
Sumaryono	Independent Commissioner		√		√		√		√		√		√		√
Dadang Setiabudi	Independent Commissioner		√		√		√		√		√		√		√
Candra Fajri Ananda**	Independent Commissioner		√		√		√		√		√		√		√

* Direct and Indirect
** Stopped serving in his position as Independent Commissioner at the 2023 Annual GMS on February 7, 2024

Education and/or Training of The Board of Commissioners

A description of the education and/or training of the Board of Commissioners Fiscal Year is presented in the Corporate Governance Chapter.

Changes in the Composition of The Board of Commissioners and The Reasons for The Changes

During 2024, there was a change in the composition of the members of the Board of Commissioners. Changes in the composition of the members of the Board of Commissioners were made based on the needs of the Bank. Changes in the composition of the members of the Board of Commissioners are as follows:

Composition of The Board of Commissioners Before The 2023 Annual GMS

The composition of the Board of Commissioners before the 2023 Annual GMS is 4 (four) people consisting of 3 (three) Independent Commissioners and 1 (one) Commissioner. The composition and basis for the appointment of the Board of Commissioners can be seen in the table below.

Table of Composition and Basis for Appointment of the Board of Commissioners before the 2023 Annual GMS

Name	Position	Executor	Basis of Appointment	Effective Date
Adhy Karyono	Commissioner	OJK	Annual General Meeting of Shareholders on April 12, 2023	November 24, 2023
Candra Fajri Ananda	Independent Commissioner	OJK	Annual General Meeting of Shareholders on February 20, 2018	September 21, 2018
Muhammad Mas'ud	Independent Commissioner	OJK	- Extraordinary GMS on July 19, 2019 - Annual GMS on April 12, 2023	October 11, 2019
Sumaryono	Independent Commissioner	OJK	Annual General Meeting of Shareholders on March 17, 2022	January 19, 2022

Composition of The Board of Commissioners After The 2023 Annual GMS

On February 7, 2024, the 2023 Annual GMS decided to honorably dismiss the late Suprajarto as President Commissioner and Candra Fajri Ananda as Independent Commissioner of the Bank. Therefore, the composition of the Board of Commissioners after the 2023 Annual GMS is 3 (three) people consisting of 2 (two) Independent Commissioners and 1 (one) Commissioner. The composition and basis for the appointment of the Board of Commissioners can be seen in the table below.

Table of Composition and Basis for Appointment of the Board of Commissioners after the 2023 Annual GMS

Name	Position	Executor	Basis of Appointment	Effective Date
Adhy Karyono	Commissioner	OJK	Annual General Meeting of Shareholders on April 12, 2023	November 24, 2023
Muhammad Mas'ud	Independent Commissioner	OJK	- Extraordinary GMS on July 19, 2019 - Annual GMS on April 12, 2023	October 11, 2019
Sumaryono	Independent Commissioner	OJK	Annual General Meeting of Shareholders on March 17, 2022	January 19, 2022

Composition of The Board of Commissioners After The 2024 Extraordinary GMS

On September 26, 2024, the Extraordinary GMS decided to approve and appoint Dadang Setiabudi as the Bank's Independent Commissioner. Therefore, the composition of the Board of Commissioners after the 2023 Annual GMS is 4 (four) people consisting of 3 (three) Independent Commissioners and 1 (one) Commissioner. The composition and basis for the appointment of the Board of Commissioners can be seen in the table below.

Table of Composition and Basis for Appointment of the Board of Commissioners after the 2023 Annual GMS

Name	Position	Executor	Basis of Appointment	Effective Date
Adhy Karyono	Commissioner	OJK	Annual General Meeting of Shareholders on April 12, 2023	November 24, 2023
Muhammad Mas'ud	Independent Commissioner	OJK	- Extraordinary GMS on July 19, 2019 - Annual GMS on April 12, 2023	October 11, 2019
Sumaryono	Independent Commissioner	OJK	Annual General Meeting of Shareholders on March 17, 2022	January 19, 2022
Dadang Setiabudi	Independent Commissioner	OJK	Extraordinary GMS on September 26, 2024	04 November 2024

Profil
Dewan Pengawas Syariah



Afifuddin Muhajir

Chairman of the Sharia Supervisory Board

Citizenship	:	Indonesian citizen
Place and Date of Birth/Age	:	Born in Sampang in 1955, 69 years old as of December 2024.
Domicile	:	Situbondo, Indonesia

Educational Background	• Bachelor's degree in Tafsir Hadith from Ibrahimy University (UNIB) (1980). • Masters in Islamic Law at UNISMA Malang (2001). • Doctor Honoris Causa (Dr HC) in the field of Fiqh/Ushul Fiqh at UIN Walisongo Semarang (2021).
Certification	• Training for Sharia Supervisory LKS by DSN-MUI Institute Jakarta (2019). • LSP Sharia Supervisory Board Certification by DSN-MUI Institute Jakarta (2019) • LSP Sharia Supervisory Board Certification by DSN-MUI Institute Jakarta (2022)
Work Experience	• Lecturer at the Faculty of Sharia, Ibrahimy University (UNIB) (1985–present). • Lecturer at Ma'had Pondok Pesantren Salafiyah Syafi'iyah Sukorejo Situbondo (1990–present). • Khatib Syuriah of the Nahdlatul Ulama Executive Board (2010–2015). • Chairman of the Salafiyah Syafi'iyah Sukorejo Islamic Boarding School Foundation (2010–present). • Naib Mudir of Ma'had Aly, Salafiyah Syafi'iyah Sukorejo Islamic Boarding School (2016–2021). • Member of the Ma'had Aly Supreme Council (2018–2022). • Rais Syuriah of the Nahdlatul Ulama Executive Board (2019–2020). • Chairman of the Sharia Supervisory Board of PT Bank Pembangunan Daerah Jawa Timur Tbk (2019–present). • Deputy Rais Aam of the Nahdlatul Ulama Executive Board (2022–present).
Legal Basis of Appointment	Appointed as the Chairman of the Sharia Supervisory Board for the first time at the Annual General Meeting of Shareholders (GMS) of PT Bank Pembangunan Daerah Jawa Timur Tbk. 2018 Financial Year on April 26, 2019. Then, he was reappointed as the Member of the Sharia Supervisory Board for the second time at the 2022 Annual General Meeting of Shareholders (GMS) of PT Bank Pembangunan Daerah Jawa Timur Tbk on April 12, 2023.
Period of Office	• 2019 - Until the closing of the 2022 Annual GMS (First Period). • 2023 - Until the closing of the 2026 Annual GMS (Second Period).
Double Function	• Lecturer of the Sharia Faculty of Ibrahimy University (UNIB) (1985-present). • Lecturer of Ma'had Islamic Boarding School Salafiyah Syafi'iyah Sukorejo Situbondo (1990-present). • Chairman of the Salafiyah Syafi'iyah Islamic Boarding School Foundation Sukorejo Situbondo (2010-present)
Bank Jatim Share Ownership	Do not have shares in Bank Jatim



Sukadiono

Member of the Sharia Supervisory Board

Citizenship	:	Indonesian citizen
Place and Date of Birth/Age	:	Born in Jombang in 1968, age 56 as of December 2024.
Domicile	:	Surabaya, Indonesia

Educational Background	• Bachelor of Medicine from Airlangga University Surabaya (1995). • Masters in Management from Narotama University Surabaya (2007). • Doctorate in Sports Science from Surabaya State University (2012).
Certification	-
Work Experience	• Treasurer of East Java PWM for the period (2015-2022). • Chairman of the East Java PWM for the period (2022-present). • Chancellor of Muhammadiyah University Surabaya (2020-present). • Member of the Sharia Supervisory Board of PT Bank Pembangunan Daerah Jawa Timur Tbk (2023-present).
Legal Basis of Appointment	Appointed as Member of the Sharia Supervisory Board for the first time at the 2022 Annual General Meeting of Shareholders (GMS) of PT Bank Pembangunan Daerah Jawa Timur Tbk on April 12, 2023.
Period of Office	2023 – Until the closing of the 2026 Annual GMS (First Period).
Double Function	• Chancellor of Muhammadiyah University Surabaya (2020-present). • Chairman of the East Java PWM for the period (2022-present).
Bank Jatim Share Ownership	Do not have shares in Bank Jatim

Sharia Supervisory Board Members Affiliate Relations

Table of Affiliation of the Sharia Supervisory Board

Financial Relations, Family and Management of the Sharia Supervisory Board															
Name	Position	Financial Relations With						Family Relations With						Management Relation	
		Board of Commissioners		Directors		Controlling Shareholders*		Board of Commissioners		Directors		Controlling Shareholders*			
		Yes	No	Yes	No	Yes	No	Yes	No	Yes	No	Yes	No	Yes	No
Afifuddin Muhajir	Chairman of the Sharia Supervisory Board		√		√		√		√		√		√		√
Sukadiono	Member of the Sharia Supervisory Board		√		√		√		√		√		√		√

Changes in Composition of the Sharia Supervisory Board and the Reasons for the Changes

The Sharia Supervisory Board consists of at least 2 (two) members and a maximum of 3 (three) members, with one serving as the Chairman. Members of the Sharia Supervisory Board are appointed by the General Meeting of Shareholders (GMS) or based on the recommendation of the National Sharia Board – Indonesian Ulema Council, in accordance with applicable laws and regulations, without prejudice to the right of the GMS to dismiss members of the Sharia Supervisory Board at any time in accordance with the prevailing laws and regulations. Throughout 2024, there were no changes in the composition of the Sharia Supervisory Board. The composition consists of 2 (two) members, including 1 (one) Chairman of the Sharia Supervisory Board and 1 (one) Member of the Sharia Supervisory Board. The composition and the basis for the appointment of the Sharia Supervisory Board can be seen in the table below.

Table of Composition and Basis for Appointment of the Sharia Supervisory Board

Name	Position	Executor	Legal Basis of Appointment	Effective Date
Afifuddin Muhajir	Chairman	OJK	The Annual General Meeting of Shareholders for the 2018 Fiscal Year on April 26, 2019	February 28, 2020
Sukadiono	Member	OJK	The Annual General Meeting of Shareholders for the 2022 Fiscal Year on April 12, 2023	March 25, 2024

Executive Official Profile

Profile of Senior Executive Vice President (SEVP)



Revi Adiana Silawati

TKK SEVP Network and Services

Citizenship	:	Indonesian Citizen
Place and Date of Birth/Age	:	Born in Solo in 1966. Age 58 years old as of December 2024.
Domicile	:	Surabaya, Indonesia

Educational Background	- Bachelor of Management from Wijaya Putra University (1996). - Master of Management from Airlangga University (1998).
Legal Basis of Appointment	Appointed as SEVP Network & Services of PT Bank Pembangunan Daerah Jawa Timur based on Board of Directors Decree No. 062/017/DIR/HCP/KEP dated February 23, 2023.
Work Experience	Joined Bank Jatim in 1986. Before holding the current position, she previously served as: Head of Operational Division at Dr. Soetomo Branch (2001), Head of Perak Branch (2003), Head of Bojonegoro Branch (2006), Head of Kediri Branch (2009), Head of Malang Branch (2011), Head of Corporate Secretary Division (2012), Head of Funding, Services, and Foreign Affairs Division (2013), Head of Treasury Division (2015), Head of Strategic Planning and Performance Management Division (2018), and Head of Human Capital Division (2021).



Hermita

TKK SEVP Consumer Banking

Citizenship	:	Indonesian Citizen
Place and Date of Birth/Age	:	Born in South Jakarta in 1968. Age 56 years as of December 2024.
Domicile	:	Surabaya, Indonesia

Educational Background	- Bachelor of Law from Andalas University (1992). - Master in Agribusiness Management of Bogor Agricultural Institute (2003).
Legal Basis of Appointment	Appointed as SEVP Consumer Banking based on Directors' Decree No. 062/22/HCP/PK dated May 29, 2023.
Work Experience	Joined Bank Jatim in 2023 as SEVP Consumer Banking.



Koerniawan Prijambodo

TKK SEVP Corporate, Syndication and Institutional

Citizenship	:	Indonesian Citizen
Place and Date of Birth/Age	:	Born in Lumajang in 1967. Age 57 years as of December 2024.
Domicile	:	Surabaya, Indonesia

Educational Background	• Bachelor degree in Engineering Physics of Sepuluh Nopember Institute of Technology (1991). • Finance & Banking Master in Management of Gadjah Mada University (1993).
Legal Basis of Appointment	Appointed as SEVP Corporate, Syndication and Institutional based on Directors Decree No. 062/23/ HCP/PK dated May 29, 2023.
Work Experience	Joined Bank Jatim in 2023 as SEVP Corporate, Syndication, and Institutional.

Profil Vice President (VP)



Wardhana Suryaatmaja

VP of Internal Audit Division

Citizenship	:	Indonesian Citizen
Place and Date of Birth/Age	:	Born in Surabaya in 1967. Age 57 years old as of December 2024.
Domicile	:	Surabaya, Indonesia

Educational Background	• Bachelor of Development Studies from Wijaya Putra University (1995). • Master of Management from the Artha Bodhi Iswara College of Economics (1998)
Legal Basis of Appointment	Since 2023, served as Vice President of Internal Audit based on the Decree of the Board of Directors No. 062/061/DIR/ HCP/KEP August 8, 2023.
Work Experience	Joined Bank Jatim in 1993. Before holding the current position, he previously served as Acting Head of Madiun Sharia Branch (2015), Head of Accounting Sub-Division (2015), Head of Information Technology Division (2017), Head of Product Development and Policy Division (2018), Head of General Affairs Division (2019), and Head of Risk Management Division (2022).



M. Machfud Hidayat

Acting VP of Digital Banking Division

Citizenship	:	Indonesian Citizen
Place and Date of Birth/Age	:	Born in Surabaya in 1969. Age 55 years old as of December 2024.
Domicile	:	Surabaya, Indonesia

Educational Background	Bachelor of Economics from Wijaya Putra University (2001).
Legal Basis of Appointment	Since 2023, served as Action Vice President of Digital Banking based on the Decree of the Board of Directors No. 062/041/DIR/HCP/ KEP May 31, 2023.
Work Experience	Joined Bank Jatim in 1993. Before holding the current position, he previously served as PBO assigned to the Fund Services and Foreign Affairs Division (2014), Head of Taxation Sub-Division in the Accounting Division (2015), Head of Financial Control & Taxation Sub-Division (2017), Head of IT Development Sub-Division (2018), Head of Digital Development Sub-Division (2021), and Head of Digital Banking Unit (2022).



Runita Pri Purwanti

VP of Strategic Planning and Performance Division

Citizenship	:	Indonesian Citizen
Place and Date of Birth/Age	:	Born in Malang in 1967. Age 57 years old as of December 2024.
Domicile	:	Surabaya, Indonesia

Educational Background	Bachelor of Economics and Development Studies from Universitas Brawijaya (1991).
Legal Basis of Appointment	Since 2023, served as Action Vice President of Strategic Planning and Performance Management based on the Decree of the Board Directors No. 062/041/DIR/HCP/KEP May 31, 2023.
Work Experience	Joined Bank Jatim in 1994. Before holding the current position, he previously served as Head of Gresik Branch (2017), Head of Fund Services & Priority Banking Division (2021), and Head of Sidoarjo Branch (2022).



Kamiliah

Acting Vice President of Micro Credit Division

Citizenship	:	Indonesian Citizen
Place and Date of Birth/Age	:	Born in Banyuwangi in 1969. Age 59 years old as of December 2024.
Domicile	:	Surabaya, Indonesia

Educational Background	Bachelor of Economics from Abdurachman Saleh University, Situbondo (2003)
Legal Basis of Appointment	Since 2024, served as Action Vice President of Micro Credit based on the Decree of the Board of Directors No. 063/007/CPT/HCP/KEP dated July 8, 2024.
Work Experience	Joined Bank Jatim in 1992. Before holding the current position, he previously served as Head of Operational Division at Mojokerto Branch (2014), Head of Nganjuk Branch (2017), Head of Tulungagung Branch (2021), Head of Madiun Branch (2022), and Head of Malang Branch (2023).



Firman Iswahyudi M.

VP of Retail & Medium Credit Division

Citizenship	:	Indonesian Citizen
Place and Date of Birth/Age	:	Born in Purworejo in 1968. Age 56 years old as of December 2024.
Domicile	:	Surabaya, Indonesia

Educational Background	• Master of Management, Artha Bodhi Iswara College of Economics (2002). • Doctor of Management Sciences, Indonesian College of Economics (2019).
Legal Basis of Appointment	Since 2023, served as Action Vice President of Policies and Procedures based on the Decree of the Board of Directors No. 062/041/DIR/HCP/KEP May 31, 2023.
Work Experience	Joined Bank Jatim in 1994. Before holding the current position, he previously served as Head of Pamekasan Branch (2020), Head of Gresik Branch (2021), and Head of Sub-Division for Commercial and Corporate Loan Recovery and Settlement (2022).



Suci Issumiyarti

VP of Risk Management Division

Citizenship	:	Indonesian Citizen
Place and Date of Birth/Age	:	Born in Semarang in 1966. Age 58 years old as of December 2024.
Domicile	:	Surabaya, Indonesia

Educational Background	Bachelor of French from the Semarang State Teacher Training and Education Institute (1989).
Legal Basis of Appointment	Since 2023, served as Head of Risk Management Division based on Directors Decree No. 062/148/DIR/HCP/KEP dated August 16, 2023.
Work Experience	Joined Bank Jatim in 1994. Before holding the current position, he previously served as Head of Operational Division at Ngawi Branch (2011), Head of Kepanjen Branch (2012), Head of Tulungagung Branch (2014), Head of Sub-Division Corporate Secretary (2015), Head of Malang Branch (2015), Head of Strategic Planning Division (2017), Head of Institutional and Business Relations Division (2017), Head of Credit Risk Division (2018), Head of Business Risk Division (2020), Head of Corporate Risk Management Division (2021), and Head of Operations Division (2022).



Herijadi Widodo

VP of General Division

Citizenship	:	Indonesian Citizen
Place and Date of Birth/Age	:	Born in Surabaya in 1971. Age 53 years old as of December 2024.
Domicile	:	Surabaya, Indonesia

Educational Background	Bachelor of Law from University of Sunan Bonang Tuban (1999).
Legal Basis of Appointment	Since 2023 served as a General Vice President of Decree of the Board of Directors No. 062/057/DIR/HCP/KEP dated July 20, 2023.
Work Experience	Joined Bank Jatim in 1993. Before holding the current position, he previously served as Head of Credit Division at the Main Branch (2017), Head of Jakarta Branch (2020), Acting Head of the Main Branch (2022), and Acting Vice President of General Affairs (2023).



Mukhlison

VP of Commercial Credit, Corporate and Syndication Division

Citizenship	:	Indonesian Citizen
Place and Date of Birth/Age	:	Born in Jombang in 1974. Age 50 years old as of December 2024.
Domicile	:	Surabaya, Indonesia

Educational Background	Bachelor of Economics from Wijaya Putra University, Surabaya (2001)
Legal Basis of Appointment	Since 2022, served as Action Head of Commercial, Corporate and Syndication Loan Division based on Board of Directors Decree No. 061/076/DIR/HCP/KEP dated May 12, 2022.
Work Experience	Joined Bank Jatim in 1995. Before holding the current position, he previously served as Head of Operational Division at Pacitan Branch (2012), Head of Operational Division at Jombang Branch (2013), Head of Probolinggo Branch (2015), Head of Sub-Division in the Medium Corporate and Syndication Credit Division (2018), and Acting Head of the Commercial, Corporate & Syndication Credit Division (2021).



Mugni Nurachman

VP of Legal Division

Citizenship	:	Indonesian Citizen
Place and Date of Birth/Age	:	Born in Jakarta in 1971. Age 53 years old as of December 2024.
Domicile	:	Surabaya, Indonesia

Educational Background	• Bachelor of Law, Yogyakarta Islamic University of Indonesia (1995). • Master of Program Management at Wijaya Putra University (2006).
Legal Basis of Appointment	Since 2022, served as Action Head of Legal Division based on Board of Directors Decree No. 061/076/DIR/HCP/KEP dated May 12, 2022.
Work Experience	Joined Bank Jatim in 1997. Before holding the current position, he previously served as Head of Merican Sub-Branch, Kediri Branch (2014), Senior Analyst of the Legal Litigation Group, Legal Division (2016), Acting Head of the Legal Litigation Sub-Division, Legal Division (2018), Head of the Legal Litigation Sub-Division, Legal Division (2018), Head of Jombang Branch (2020), and Head of the Legal Litigation Sub-Division, Legal Division (2021).



Agus Sastriono

VP of Consumer Credit Division

Citizenship	:	Indonesian Citizen
Place and Date of Birth/Age	:	Born in Surabaya in 1971. Age 53 years old as of December 2024.
Domicile	:	Surabaya, Indonesia

Educational Background	• Bachelor of Accounting Education, Surabaya Institute of Teacher Training and Education (1995). • Master of Management, Artha Bodhi Iswara College of Economics.
Legal Basis of Appointment	Since 2023, served as Acting Vice President of Consumer Credit based on the Decree of the Board of Directors No. 062/148/ DIR/HCP/KEP August 16, 2023.
Work Experience	Joined Bank Jatim in 1999. Before holding the current position, he previously served as Head of Banyuwangi Branch (2020), Head of Jakarta Branch (2022), and Head of Credit Division at the Main Branch (2023).



Wioga Adhiarma Aji

VP of Corporate Secretary

Citizenship	:	Indonesian Citizen
Place and Date of Birth/Age	:	Born in Surabaya in 1978. Age 46 years old as of December 2024.
Domicile	:	Surabaya, Indonesia

Educational Background	• Bachelor of Legal Studies from Panca Marga University, Probolinggo (2002). • Master of Law from University of 17 August 1945 Surabaya (2020).
Legal Basis of Appointment	Since 2023, served as Action Vice President Corporate Secretary based on Board of Directors Decree No. 062/055/DIR/ HCP/KEP dated July 05, 2023.
Work Experience	Joined Bank Jatim in 1997. Before holding the current position, he previously served as Head of Operational Division at Bojonegoro Branch (2012), Head of Bojonegoro Branch (2013), Head of Operational Division at Main Branch (2018), Head of Kediri Branch (2020), and Acting Head of General Division (2022).



Glemboh Priambodo

VP of Subsidiaries Management Division

Citizenship	:	Indonesian Citizen
Place and Date of Birth/Age	:	Born in Malang in 1970. Age 54 years old as of December 2024.
Domicile	:	Surabaya, Indonesia

Educational Background	• Bachelor of Law from the University of Surabaya (1997). • Master of Law from 17 August University Surabaya (2001). • Master of Management from STIE ABI Surabaya (2003). • Doctor of Law from Seventeen August University 1945 (2022).
Legal Basis of Appointment	Since 2023, served as Vice President of Subsidiaries Management based on Board of Directors Decree No. 062/055/DIR/ HCP/KEP July 5, 2023.
Work Experience	Joined Bank Jatim in 1997. Before holding the current position, he previously served as Senior Analyst in the External Communication Sub-Division (2015), Senior Analyst in the Priority Banking Sub-Division (2015), Acting Head of Dr. Soetomo Branch (2016), Head of Dr. Soetomo Branch (2017), Head of Corporate Secretary (2018), Head of Bank Jatim Main Branch (2021), and Head of Compliance & Governance Division (2022).



Handayanto

VP of Information Technology Division

Citizenship	:	Indonesian Citizen
Place and Date of Birth/Age	:	Born in Surabaya in 1975. Age 49 years old as of December 2024.
Domicile	:	Surabaya, Indonesia

Educational Background	Bachelor of Computer from Sepuluh Nopember Technology Institute (ITS) (2000).
Legal Basis of Appointment	Since 2023, served as Acting Vice President of Information technology based on the Decree of the Board Directors No. 062/148/DIR/HCP/KEP August 16, 2023.
Work Experience	Joined Bank Jatim in 2005. Before holding the current position, he previously served as Head of IT Development Sub-Division (2015), Head of IT Support & Operations Sub-Division (2016), and Head of Procurement Sub-Division (2020).



R. Wahyu Tedjasukmana

Action VP of Treasury Division

Citizenship	:	Indonesian Citizen
Place and Date of Birth/Age	:	Born in Banyuwangi in 1972. Age 52 years old as of December 2024.
Domicile	:	Surabaya, Indonesia

Educational Background	Bachelor of Engineering, Sepuluh November Institute of Technology (2000).
Legal Basis of Appointment	Since 2023, served as Acting Vice President of Treasury based on the Decree of the Board of Directors No. 062/041/DIR/HCP/KEP May 31, 2023.
Work Experience	Joined Bank Jatim in 2005. Before holding the current position, he previously served as Head of Syariah Branch Jember (2015) and Head of Syariah Branch Kediri (2019).



R. Deni Mahendra

VP of Accounting and Financial Management Division

Citizenship	:	Indonesian Citizen
Place and Date of Birth/Age	:	Born in Situbondo in 1973. Age 51 years old as of December 2024.
Domicile	:	Surabaya, Indonesia

Educational Background	Bachelor of Economics from Universitas Brawijaya (1998).
Legal Basis of Appointment	Since 2023, served as Acting Vice President of accounting & Financial Management based on the Decree of the Board of Directors No. 062/055/DIR/HCP/KEP July 5, 2023.
Work Experience	Joined Bank Jatim in 2005. Before holding the current position, he previously served as Head of Financial Control & Taxation Sub-Division (2018), Head of Tuban Branch (2020), and Head of Mojokerto Branch (2022).



Herry Setya Yudakka

VP of Policies & Procedures Division

Citizenship	:	Indonesian Citizen
Place and Date of Birth/Age	:	Born in Gresik in 1977. Age 47 years old as of December 2024.
Domicile	:	Surabaya, Indonesia

Educational Background	Bachelor of Industrial Engineering from Pembangunan Nasional Veteran University of East Java (2000).
Legal Basis of Appointment	Since 2023, served as Acting Vice President of Policies and Procedures based on the Decree of the Board of Directors No. 062/041/DIR/HCP/KEP May 31, 2023.
Work Experience	Joined Bank Jatim in 2005. Before holding the current position, he previously served as Head of Malang Branch (2020), Head of Credit Division at the Main Branch (2022), and Acting Head of Product Development Division (2023).



Raden Mas Wahyukusumo Wisnubroto

VP of International Banking Division

Citizenship	:	Indonesian Citizen
Place and Date of Birth/Age	:	Born in Yogyakarta in 1972. Age 52 years old as of December 2024.
Domicile	:	Surabaya, Indonesia

Educational Background	• Bachelor of Civil Engineering from Bandung Institute of Technology (1998). • Master of Management from Gadjah Mada University (2001).
Legal Basis of Appointment	Since 2023, served as Vice President of the International Banking based on the Decree of the Board of Directors No. 062/041/ DIR/HCP/KEP May 31, 2023.
Work Experience	Joined Bank Jatim in 2002. Before holding the current position, he previously served as Head of Operational Division at Ngawi Branch (2013), Head of Operational Division at Jakarta Branch (2013), Head of HR Muhammad Branch (2014), Head of Dealing Room Sub-Division in Treasury Division (2015), Head of International Banking Division (2017), Head of Treasury Division (2018), and Head of Strategic Planning & Performance Management Division (2022).



Putu Denny Hariwidyanta

VP of Compliance and AML CFT Division

Citizenship	:	Indonesian Citizen
Place and Date of Birth/Age	:	Born in Denpasar in 1977. Age 47 years old as of December 2024.
Domicile	:	Surabaya, Indonesia

Educational Background	Bachelor of Computer at Surabaya Technical College (2002).
Legal Basis of Appointment	Since 2023 served as Acting Vice President of Compliance & AML CFT based on Directors' Decree No. 062/055/DIR/HCP/KEP dated July 05, 2023.
Work Experience	Joined Bank Jatim in 2006. Before holding the current position, he previously served as Head of Product & Policy Development Sub-Division for Fund Services (2018) and Head of Operations Division at the Main Branch (2022).



Nur Eko Ardian

VP of Product Development Division

Citizenship	:	Indonesian Citizen
Place and Date of Birth/Age	:	Born in Surabaya in 1980. Age 44 years old as of December 2024.
Domicile	:	Surabaya, Indonesia

Educational Background	• Bachelor of State Administration from Wijaya Putra University (2003). • Master of State Administration from Wijaya Putra University (2005).
Legal Basis of Appointment	Since 2023, served as Vice President of Product Development based on the Decree of the Board of Directors No. 062/041/DIR/HCP/ KEP May 31, 2023.
Work Experience	Joined Bank Jatim in 2006. Before holding the current position, he previously served as Senior Analyst at Corporate Secretary (2015), Head of Operations Division at Tuban Branch (2015), Head of Kepanjen Branch (2015), Head of Compliance & Governance Division (2018), Head of Human Capital Division (2018), Head of Corporate Risk Management Division (2019), Head of Financial Control Division (2021), and Head of Accounting & Financial Management Division (2022).



Slamet Purwanto

VP of Human Capital Division

Citizenship	:	Indonesian Citizen
Place and Date of Birth/Age	:	Born in Surabaya in 1979. Age 45 years old as of December 2024.
Domicile	:	Surabaya, Indonesia

Educational Background	• Bachelor of Computer from STIKOM Surabaya (2004). • Master in Management from UPN Veteran Jatim (2016).
Legal Basis of Appointment	Since 2023, served as Action Vice President of Human Capital based on the Decree of the Board of Directors No. 062/055/DIR/HCP/ KEP July 5, 2023.
Work Experience	Joined Bank Jatim in 2006. Before holding the current position, he previously served as Head of Investor Relations Sub-Division at Corporate Secretary (2015), Head of Development Sub-Division at Human Capital Division (2020), Head of Learning Center Sub-Division (2021), and Acting Vice President of Human Capital Division (2023).



M.Pramudya Iskandar

VP of Sharia Business Support Division

Citizenship	:	Indonesian Citizen
Place and Date of Birth/Age	:	Born in Sukabumi in 1968. 56 years old as of December 2024.
Domicile	:	Surabaya, Indonesia

Educational Background	• Bachelor of Economics & Development Studies Padjajaran University Bandung (1992). • Master of Management, Gajah Mada University (UGM) Yogyakarta (1999).
Legal Basis of Appointment	Since 2024, has served as Vice President of Sharia Business based on Appointment Letter No. 063/008/CPT/HCP/KEP dated August 22, 2024.
Work Experience	Joined Bank Jatim in 2009. Before assuming his current position, he has held various roles including Sharia Branch Manager in Surabaya (2009), Head of Sharia Financing Sub-Division (2016), Acting Head of Sharia Business Division (2022), and Acting Head of Sharia Business Support Division (2023).



Melvin

VP of Network and Service Management Division

Citizenship	:	Indonesian Citizen
Place and Date of Birth/Age	:	Born in Padang in 1976. Age 48 years old as of December 2024.
Domicile	:	Surabaya, Indonesia

Educational Background	Bachelor of Informatics Engineering Indonesia Institue of Technology (1999).
Legal Basis of Appointment	Since 2023, served as Acting Vice President of Network & Service Management bsed on the Decree of the Board of Directors No. 062/055/DIR/HCP/KEP July 5, 2023.
Work Experience	Joined Bank Jatim in 2010. Before holding the current position, he previously served as Acting Head of Operational Division at the IT Division (2014), Acting Head of IT Development Sub-Division (2016), and Head of Accounting & Financial Reporting Sub-Division (2018).



Eko Tri Prasetyo

VP of Operation Division

Citizenship	:	Indonesian Citizen
Place and Date of Birth/Age	:	Born in Surabaya in 1981. 43 years old as of December 2024.
Domicile	:	Surabaya, Indonesia

Educational Background	• Telkom College majoring in Informatics Engineering (2003). • Master of Information Technology from the University of Indonesia (2006).
Legal Basis of Appointment	Since 2023, served as Vice President of Operations based on Board of Directors Decree No. 062/148/DIR/HCP/KEP August 16, 2023.
Work Experience	Joined Bank Jatim in 2012. Before holding the current position, he previously served as Head of Sub-Division in the Internal Audit Division (2012), Head of Internal Audit Division (2018), and Head of Information Technology Division (2021).



Setya Erry Nugraha

VP of Credit Risk Analyst Division

Citizenship	:	Indonesian Citizen
Place and Date of Birth/Age	:	Born in Serang in 1978. Age 46 years old as of December 2024.
Domicile	:	Surabaya, Indonesia

Educational Background	Bachelor of Management Economics from STIE IEU Yogyakarta (2001).
Legal Basis of Appointment	Since 2023 served as Vice President of Credit Risk Analysts based on Decree of the Board of Directors No. 062/050/DIR/HCP/KEP dated June 22, 2023.
Work Experience	Joined Bank Jatim in 2015. Before holding the current position, he previously served as Head of Perak Branch (2015), Head of HR. Muhammad Branch (2015), Head of Perak Branch (2017), Head of Medium Corporate Syndication Loan Sub-Division (2019), Head of Credit Division at the Main Branch (2020), Acting Head of Business Risk Division (2022), and Acting Head of Credit Risk Division (2022).



Wahasta Hartadi

TKK VP of Credit Restructuring and Recovery Division

Citizenship	:	Indonesian Citizen
Place and Date of Birth/Age	:	Born in Madiun in 1967. Age 57 years as of December 2024.
Domicile	:	Surabaya

Educational Background	• Bachelor of Economics from UNPAD Bandung (1991). • Master in Management from UNHAS Makasar (2003).
Legal Basis of Appointment	Bank Jatim Work Agreement No. 062/29/HCP/PK Dated July 24, 2023
Work Experience	Joined Bank Jatim in 2023 as TKK VP of the Credit Restructuring and Recovery Division.



Linda Dwi Cipta

Action AVP of Credit Administration Unit

Citizenship	:	Indonesian Citizen
Place and Date of Birth/Age	:	Born in Bangkalan in 1986. Age 38 years old as of December 2024.
Domicile	:	Surabaya, Indonesia

Educational Background	• Bachelor of Law from Wijaya Kusuma University, Surabaya (2008). • Master of Laws, Wijaya Kusuma University, Surabaya (2011)
Legal Basis of Appointment	Since 2024, served as Action AVP Credit Administration based on Appointment Letter 063/007/CPT/HCP/KEP dated July 8, 2024.
Work Experience	Joined Bank Jatim in 2008. Before assuming his current position, he served as Kalibutuh Branch Office Manager (2022-2023) and Senior Officer of Credit Administration Group, Credit Administration Unit (2023-2024).



Syaiful Bakhri

AVP of Information Technology Security Unit

Citizenship	:	Indonesian Citizen
Place and Date of Birth/Age	:	Born in Bojonegoro in 1978. Age 46 years old as of December 2024.
Domicile	:	Surabaya, Indonesia

Educational Background	Bachelor of Computer from Budi Luhur College of Information and Computer Management (2001).
Legal Basis of Appointment	Since 2023, served as Acting Compliance Head of IT Security Unit based on Appointment Letter No. 062/2002/HCP/HOHC/SRT October 18, 2023.
Work Experience	Joined Bank Jatim in 2001. Before holding the current position, he previously served as Head of the IT Governance & Security Sub-Division in the Information Technology Division (2018) and AVP of Infrastructure & Operations in the Information Technology Division (2023).



Retno Handayani

AVP of Institutional Relations Unit

Citizenship	:	Indonesian Citizen
Place and Date of Birth/Age	:	Born in Jakarta in 1974. Age 50 years old as of December 2024.
Domicile	:	Surabaya, Indonesia

Educational Background	• Bachelor of Economics from University of Wiraswasta Indonesia (2002). • Master in Management from University of Trisakti (2013).
Legal Basis of Appointment	Since 2023, served as Acting Compliance Head of Institutional Relations Unit based of Appointmnet Letter No. 062/041/DIR/HCP/ KEP May 31, 2023.
Work Experience	Joined Bank Jatim in 2016. Before holding the current position, he previously served as Head of Operational Division at the Jakarta Branch (2017), Head of Business Division at the Jakarta Branch (2020), and Head of Institutional & Corporate Fund Services Sub-Division in the Fund and Services Division (2021).



Yetty Fitria Suprapto

Action VP of Fund and Services Division

Citizenship	:	Indonesian Citizen
Place and Date of Birth/Age	:	Born in Pasuruan in 1978. Age 46 years as of December 2024.
Domicile	:	Surabaya, Indonesia

Educational Background	Bachelor of Economics, Universitas Merdeka Malang (2001)
Legal Basis of Appointment	Since 2024, served as Action VP of Funds and Services Division based on Appointment Letter No. 063/009/CPT/HCP/KEP dated September 3, 2024.
Work Experience	Joined Bank Jatim in 2006. Before holding the current position, he previously served as Acting Head of Operational Division at the Gresik Branch (2012), Acting Head of Nganjuk Branch (2013), Head of Priority Banking and Custodian Sub-Division in the Institutional and Business Relations Division (2017), Head of Ponorogo Branch (2019), Head of Ngawi Branch (2021), and Head of Madiun Branch (2023).

Employee Profile

Number of Employees by Gender

Table of Number of Employees by Gender

(In person)

Gender	2024	2023
Male	4,432	4,420
Female	2,934	2,824
Total	**7,366**	**7,244**

Number of Employees by Position Level

Table of Number of Employees by Position Level

(In person)

Position Level	2024			2023		
	Male	Female	Total	Male	Female	Total
NO	213	-	213	244	-	244
S, C & T	1,441	1,389	2,830	1,507	1,420	2,927
PII, Pngl, PKF, Au, ARM and An	530	449	979	491	435	926
PBO, PCP, S.Au & RM	200	131	331	176	139	315
AVP, PC & PB	64	37	101	64	33	97
VP & PCU	27	4	31	28	2	30
SEVP	1	4	5	2	3	5
TAD	1,788	242	2,030	1,765	256	2,021
JIP	168	678	846	143	536	679
Total	**4,432**	**2,934**	**7,366**	**4,420**	**2,824**	**7,244**

Description:

NO	Non-Administrative	S.Au	Senior Auditor
S, C, & T	Staff, Prospective Employees & Contract Employee	RM	Relationship Manager
PII	Supervisor	AVP	Assistant Vice President
PKF	Head of Functional Office	PC	Branch Manager
Au	Auditor	PB	Division Head
ARM	Assistant Relationship Manager	VP	Vice President
An	Analyst	PCU	Head of Main Branch
PBO	Head of Operational Division	SEVP	Senior Excecutive Vice President
Pngl	Manager	TAD	Outsourced Personnel
PCP	Head of Sub-Branch Office	JIP	Jatim Internship Program

Number of Employees by Range of Age

Table of Number of Employees by Range of Age

(in person)

Range of Age	2024			2023		
	Male	Female	Total	Male	Female	Total
< 30 Years Old	679	429	1,108	898	1,015	1,913
30-54 Years Old	3,649	2,438	6,087	3,413	1,745	5,158
> 54 Years Old	104	67	171	109	64	173
Total	**4,432**	**2,934**	**7,366**	**4,420**	**2,824**	**7,244**

Number of Employees by Education Level

Table of Number of Employees by Education Level

(in person)

Education Level	2024			2023		
	Male	Famale	Total	Male	Famale	Total
Non Strata	1,790	419	2,209	1,830	597	2,427
S1	2,429	2,377	4,806	2,386	2,100	4,486
S2	209	137	346	199	127	326
S3	4	1	5	5	-	5
Total	**4,432**	**2,934**	**7,366**	**4,420**	**2,824**	**7,244**

Number of Employees by Employment Status

Table of Number of Employees by Employment Status

(in person)

Employment Status	2024			2023		
	Male	Female	Total	Male	Female	Total
Permanent employees	2,397	1,953	4,350	2,347	1,878	4,225
Temporary employees	79	61	140	165	154	319
Outsourcing	1,788	242	2,030	1,765	256	2,021
Internship	168	678	846	143	536	679
Total	**4,432**	**2,934**	**7,366**	**4,420**	**2,824**	**7,244**

Shareholders Composition

Table of Shareholder Composition of Bank Jatim as of January 1, 2024

Shareholders	Share Ownership Structure		
	Number of Shares	Value (IDR)	Ownership
Series A Shares			
East Java Provincial Government	7,676,913,648	1,919,228,412,000	51.13%
Surabaya City	319,243,457	79,810,864,250	2.13%
Malang City	108,635,999	27,158,999,750	0.72%
Madiun City	134,064,427	33,516,106,750	0.89%
Mojokerto City	72,091,751	18,022,937,750	0.48%
Kediri City	14,208,273	3,552,068,250	0.09%
Probolinggo City	17,397,927	4,349,481,750	0.12%
Blitar City	16,987,084	4,246,771,000	0.11%
Pasuruan City	100,075,767	25,018,941,750	0.67%
Batu City	38,236,741	9,559,185,250	0.25%
Gresik Regency	220,213,170	55,053,292,500	1.47%
Malang Regency	253,635,445	63,408,861,250	1.69%
Mojokerto Regency	78,373,801	19,593,450,250	0.52%
Madiun Regency	32,660,478	8,165,119,500	0.22%
Kediri Regency	144,925,510	36,231,377,500	0.97%
Probolinggo Regency	125,931,454	31,482,863,500	0.84%
Blitar Regency	39,496,395	9,874,098,750	0.26%
Pasuruan Regency	44,610,500	11,152,625,000	0.30%
Bojonegoro Regency	300,288,632	75,072,158,000	2.00%
Magetan Regency	19,594,792	4,898,698,000	0.13%
Tulungagung Regency	70,697,975	17,674,493,750	0.47%
Trenggalek Regency	84,640,532	21,160,133,000	0.56%
Pacitan Regency	53,520,271	13,380,067,750	0.36%
Lamongan Regency	101,318,315	25,329,578,750	0.67%
Ponorogo Regency	23,555,596	5,888,899,000	0.16%
Banyuwangi Regency	270,036,117	67,509,029,250	1.80%
Tuban Regency	217,418,404	54,354,601,000	1.45%
Jember Regency	111,866,875	27,966,718,750	0.75%
Ngawi Regency	215,763,995	53,940,998,750	1.44%
Jombang Regency	26,792,899	6,698,224,750	0.18%
Bondowoso Regency	87,207,357	21,801,839,250	0.58%
Lumajang Regency	67,206,045	16,801,511,250	0.45%

Shareholders	Share Ownership Structure		
	Number of Shares	Value (IDR)	Ownership
Sidoarjo	370,155,850	92,538,962,500	2.47%
Situbondo Regency	76,374,593	19,093,648,250	0.51%
Nganjuk Regency	77,217,854	19,304,463,500	0.51%
Pamekasan Regency	40,592,928	10,148,232,000	0.27%
Sumenep Regency	144,228,431	36,057,107,750	0.96%
Bangkalan Regency	36,793,459	9,198,364,750	0.25%
Sampang Regency	101,175,235	25,293,808,750	0.67%
Series B Shares			
Public	3,081,350,100	770,337,525,000	20.52%
TOTAL	**15,015,498,082**	**3,753,874,520,500**	**100%**

The composition of shareholders as of December 31, 2024, remains unchanged and is the same as the composition as of January 1, 2024.

Composition of 20 Largest Shareholders

Table of Composition of the 20 Largest Shareholders of Bank Jatim as of January 1, 2024

No.	Shareholders	Number of Shares	Status	Ownership
1.	PT TASPEN (ASURANSI) - AFS	305,061,900	Limited Company	9.90%
2.	CITIBANK LONDON S/A MUTUAL FUND EQ EMERGING DIVIDEND (UCITS)	130,000,000	Institution - Foreign	4.22%
3.	PT MNC SEKURITAS	116,000,000	Individual Indonesia	3.76%
4.	PT Taspen	109,442,800	Limited Company	3.55%
5.	BNYM RE ACADIAN EM MKTS SM ALL CAP EQ FD LLC-2039925167	44,014,890	Institution - Foreign	1.43%
6.	STATE STREET BANK-BERNSTEIN FUND,INC.- INTERNATIONAL SMALL CAP PORTFOLIO	43,073,500	Institution - Foreign	1.40%
7.	STATE STREET BANK-GOLDMAN SACHS FUNDS	38,700,300	Institution - Foreign	1.26%
8.	PT INDO PREMIER SEKURITAS	35,281,800	Individual Indonesia	1.15%
9.	PT MIRAE ASSET SEKURITAS INDONESIA	32,306,900	Individual Indonesia	1.05%
10.	CITIBANK NEW YORK S/A EMERGING MARKETS CORE EQUITY PORTFOLIO OF DFA INV DIMENSIONS GRP INC.	31,858,200	Individual Indonesia	1.03%
11.	CITIBANK NEW YORK S/A GEORGETOWN EMERGING MARKETS FUND SPC LIMITED-SIERRA DORADA FUND SP	31,386,200	Institution - Foreign	1.02%
12.	PANIN SEKURITAS, PT	31,023,500	Institution - Foreign	1.01%
13.	DZ PRIVATBANK S/A CH GALILEO ASIA FUND	28,898,900	Limited Company	0.94%
14.	CITIBANK NEW YORK S/A GOVERNMENT OF NORWAY - 16	27,000,000	Institution - Foreign	0.88%
15.	BNYM RE ENSIGN PEAK ADV, INC.	26,737,100	Institution - Foreign	0.87%
16.	STATE STREET BANK-ISHARES MSCI INDONESIA ETF	25,583,100	Institution - Foreign	0.83%
17.	PT CEALMI KHIEZT INDONESIA	25,170,400	Institution - Foreign	0.82%

No.	Shareholders	Number of Shares	Status	Ownership
18.	BNYM RE GOLDMAN SACHS TRUST-GS EM MAR EQ INS FD-2039927833	22,175,900	Limited Company	0.72%
19.	JPMCB NA RE - BLACKROCK INST TR CO N A INVESTMENT FDS FOR EMPLOYEE BENEFIT TRUSTS	20,382,800	Institution - Foreign	0.66%
20.	PT TRIMEGAH SEKURITAS INDONESIA TBK	20,000,000	Institution - Foreign	0.65%

Table of Composition of the 20 Largest Shareholders of Bank Jatim as of December 31, 2024

No.	Shareholders	Number of Shares	Status	Ownership
1.	PT TASPEN	414,504,700	Limited Company	13.45%
2.	CITIBANK LONDON S/A EQ EMERGING DIVIDEND FUND	98,845,100	Institution - Foreign	3.21%
3.	CITIBANK NEW YORK S/A GOVERNMENT OF NORWAY - 16	86,755,000	Institution - Foreign	2.82%
4.	PT MIRAE ASSET SEKURITAS INDONESIA	84,059,900	Individual Indonesia	2.73%
5.	BNYM RE ACADIAN EM MKTS SM ALL CAP EQ FD LLC	41,313,590	Institution - Foreign	1.34%
6.	PANIN SEKURITAS, PT	40,999,700	Limited Company	1.33%
7.	CITIBANK NEW YORK S/A GEORGETOWN EMERGING MARKETS FUND SPC LIMITED-SIERRA DORADA FUND SP	31,386,200	Institution - Foreign	1.02%
8.	CITIBANK NEW YORK S/A EMERGING MARKETS CORE EQUITY PORTFOLIO OF DFA INVESTMENT DIMENSIONS GROUP INC	30,014,800	Institution - Foreign	0.97%
9.	PT CEALMI KHIEZT INDONESIA	26,370,400	Limited Company	0.86%
10.	BNYM RE ENSIGN PEAK ADV, INC.	25,079,800	Institution - Foreign	0.81%
11.	CITIBANK NEW YORK S/A DIMENSIONAL EMERGING MARKETS VALUE FUND	17,743,400	Institution - Foreign	0.58%
12.	PT PRUDENTIAL LIFE ASSURANCE	16,188,000	Limited Company	0.53%
13.	RD PREMIER ETF INDO STATE- OWNED COMPANIES-889064000	14,983,983	Institution - Foreign	0.49%
14.	NTC-LSV EMERGING MARKETS SMALL CAP EQUITY FUND, LP	14,898,300	Institution - Foreign	0.48%
15.	PT CGS International Sekuritas Indonesia	14,866,600	Individual Indonesia	0.48%
16.	PT SAMUEL SEKURITAS INDONESIA	14,000,000	Individual Indonesia	0.45%
17.	DP. BPD Jatim	13,180,100	Limited Company	0.43%
18.	PT BCA SEKURITAS	13,000,000	Individual Indonesia	0.42%
19.	PT STOCKBIT SEKURITAS DIGITAL	12,829,300	Individual Indonesia	0.42%
20.	BNYM RE PUBLIC EMPLOYEES RET SYSTEM OF OHIO-2039927736	12,759,300	Institution - Foreign	0.41%

Composition of Shareholders 5% or More

Table of Shareholders Composition with 5% or More Ownership of Bank Jatim as of January 1, 2024

Shareholders	Number of Shares	Ownership
Regional Government of East Java Province Level I	7,676,913,648	51.13%

The composition of shareholders with 5% or more ownership as of December 31, 2024, remains unchanged and is the same as the composition as of January 1, 2024.

Composition of Public Shareholders Less than 5%

Table of Composition of Public Shareholders of Less than 5% of Bank Jatim as of January 1, 2024

Public Share Ownership	Number of Shareholders	Number of Shares	Ownership
LOCAL			
Individual	59,761	1,684613,407	11.219%
Regional government	39	11,934,147,982	79.479%
Foundation	1	1,360,500	0.009%
Pension Fund	11	7,993,200	0.053%
Insurance	3	11,987,400	0.080%
Bank	1	23,000	0%
Limited Company	56	523,468,596	3.486%
Mutual Fund	5	18,864,411	0.126%
Sub Total	**59,844**	**2,248,336,514**	**94.452%**
Individual	37	1,843,900	0.012%
Foreign Business Entity	151	831,195,686	5.535%
Sub Total	**188**	**833,039,586**	**5.547%**
TOTAL	**60,065**	**15,015,498,082**	**100%**

Table of Composition of Public Shareholders Less than 5% of Bank Jatim as of December 31, 2024

Public Share Ownership	Number of Shareholders	Number of Shares	Ownership
Local			
Individual	64,644	1,921,267,507	12.79523
Regional government	39	11,934,147,982	79.47887
Foundation	1	2,350,900	0.01566
Pension Fund	10	428,859,800	2.85611
Insurance	3	25,107,800	0.16721
Bank	1	23,000	0.00015
Limited Company	58	121,177,638	0.80702
Mutual Fund	8	19,215,725	0.12797
Sub Total	**64,764**	**14,452,150,352**	**96.24822**
Individual	19	380,200	0.00253
Foreign Business Entity	110	562,967,530	3.74924
Sub Total	**129**	**563,347,730**	**3.75177**
TOTAL	**64,893**	**15,015,498,082**	**100**

Share Ownership of Directors and Board of Commissioners

Table of Share Ownership of the Directors and Board of Commissioners of Bank Jatim as of January 1, 2024

No.	Name	Position	Number of Shares	Ownership
BOARD OF DIRECTORS				
1.	Busrul Iman	President Director	2,958,900	0.0197056%
2.	Tonny Prasetyo*	Director of Compliance	1,067,400	0.0071087%
3.	Edi Masrianto	Director of Finance, Treasury & Global Services	327,600	0.0021817%
4.	R. Arief Wicaksono	Director of Micro, Retail & Medium Enterprises	728,200	0.0048497%
5.	Zulhelfi Abidin	Director of IT & Digital	24,200	0.0001612%
6.	Eko Susetyono	Director of Risk Management	124,100	0.0008265%
7.	Arif Suhirman	Director of Operations	-	-
BOARD OF COMMISSIONERS				
1.	Suprajarto*	President Commissioner	191,000	0.0012720%
2.	Candra Fajri Ananda*	Independent Commissioner	-	-
3	Muhammad Mas'ud	Independent Commissioner	-	-
4	Sumaryono	Independent Commissioner	-	-
5	Adhy Karyono	Commissioner	-	-
TOTAL			**5,421,400**	**0.0361054%**

* Stopped serving since the Annual General Meeting of Shareholders for the Fiscal Year 2023 on February 7, 2024

Table of Share Ownership of the Directors and Board of Commissioners of Bank Jatim as of December 31, 2024

No.	Name	Position	Number of Shares	Ownership
BOARD OF DIRECTORS				
1.	Busrul Iman	President Director	3,651,300	0.0243169%
2.	Edi Masrianto	Director of Finance, Treasury & Global Services	764,900	0.0050941%
3.	R. Arief Wicaksono	Director of Micro, Retail & Medium Enterprises	952,300	0.0063421%
4.	Zulhelfi Abidin	Director of IT & Digital	347,800	0.0023163%
5.	Eko Susetyono	Director of Risk Management	446,800	0.0029756%
6.	Arif Suhirman	Director of Operations	819,700	0.0054590%
7.	Umi Rodiyah	Director of Compliance	508,500	0.0033865%
BOARD OF COMMISSIONERS				
1.	Muhammad Mas'ud	Independent Commissioner	-	-
2.	Sumaryono	Independent Commissioner	-	-
3.	Adhy Karyono	Commissioner	81,500	0.0005428%
4.	Dadang Setiabudi	Independent Commissioner	-	-
TOTAL			**7,572,800**	**0.0504333%**

As of December 31, 2024, the Board of Directors and Board of Commissioners of Bank Jatim do not have any indirect ownership of the Bank's shares.

Shares Ownership of the Senior Management

Until December 31 2024, Bank Jatim Senior Management does not have direct and indirect ownership of Bank shares.

Classification of Shareholders

Table of Classification of Bank Jatim Shareholders as of December 31, 2024

Share Ownership	Number of Shareholders	Number of Shares (sheet)	Ownership
Local Institution	120	11,673,163,245	83.45299%
Foreign Institution	110	562,967,530	3.74924%
Local Individual	64,644	1,921,267,507	12.79523%
Foreign Individual	19	380,200	0.00253%
Total	**64,893**	**15,015,498,082**	**100%**

Main and Controlling Shareholders

The majority share ownership of Bank Jatim is owned by the East Java Provincial Government, with 51.13%. Thus, the Main and Controlling Shareholders of Bank Jatim are the East Java Provincial Government. The main shareholder and controlling shareholder do not have indirect share ownership.



List of Subsidiaries, Associated Entities and Joint Venture Company

As of December 31, 2024, Bank Jatim has one subsidiary and does not have any Associates or Joint Ventures.

Subsidiary

Based on the Shareholder Agreement between the Provincial Government of West Nusa Tenggara (No. 500/85/EKON-III/2024) and PT Bank Pembangunan Daerah Jawa Timur Tbk (No. 063/043/DIR/NES/SHA) dated May 8, 2024, as well as the Deed of Shareholders' Resolution of PT Bank Pembangunan Daerah Nusa Tenggara Barat Syariah (No. 10, dated August 24, 2024), which was ratified by the Ministry of Law and Human Rights of the Republic of Indonesia (No. AHU-AH.01.09-0244497, dated August 27, 2024), Bank Jatim is the controlling shareholder of PT Bank Pembangunan Daerah Nusa Tenggara Barat Syariah.

As of December 31, 2024, referring to the Financial Services Authority Regulation No. 12/POJK.03/2020 on Commercial Bank Consolidation and based on the Financial Services Authority Letter No. S-38/KO.14/2024 dated October 23, 2024, regarding the Confirmation of Bank Business Group Structure of PT Bank Pembangunan Daerah Jawa Timur Tbk, Bank Jatim is currently the Parent Company of PT Bank Pembangunan Daerah Nusa Tenggara Barat Syariah within the Bank Business Group (KUB) structure.

PT Bank Pembangunan Daerah Nusa Tenggara Barat Syariah

Line of Business	Banking
Establishment Date	July 5, 1964
Total Assets	IDR16,119,568,034,899 as of December 31, 2024
Ownership (%)	4.09%
Operational Status	Active
Address	Jl. Pejanggik No.30, Mataram Bar., Kec. Selaparang, Kota Mataram, Nusa Tenggara Barat 83126 Telp : (0370) 636331 Fax : - Email : customercare@bankntbsyariah.co.id Web : www.bankntbsyariah.co.id

Company Group Structure

As of December 31, 2024, Bank Jatim does not have any Subsidiaries, Associated Entities, Joint Ventures, and Special Purpose Vehicles (SPV).

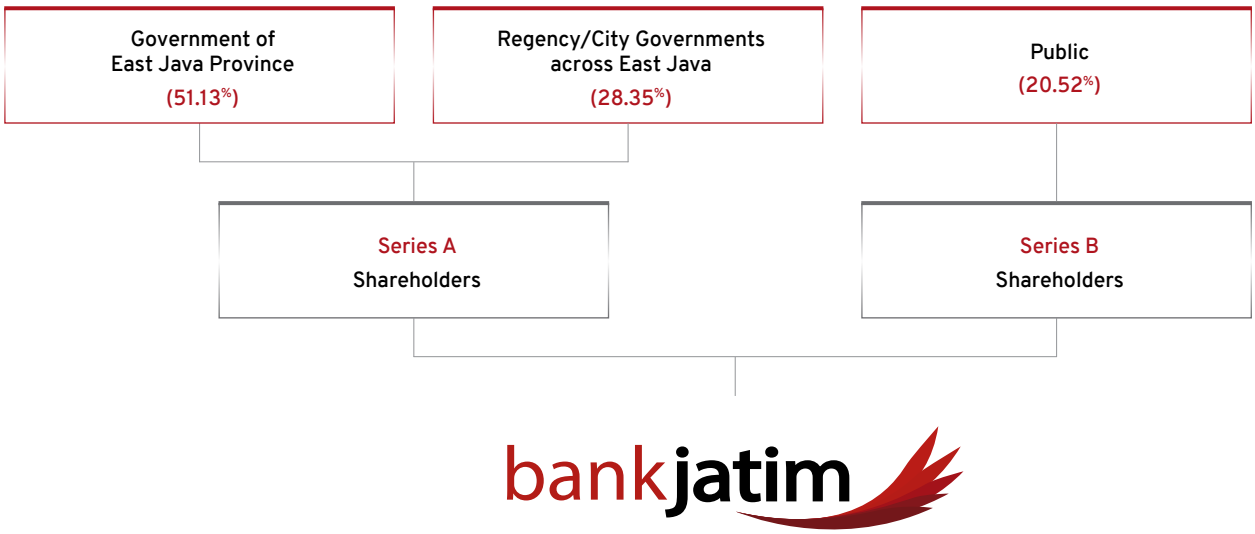

Chronology of Share Issuance

Bank Jatim issues shares consisting of Series A Shares which are owned by the East Java Provincial Government, and Series B Shares which are offered to the public.

INITIAL PUBLIC OFFERING

On July 12, 2012, Bank Jatim conducted an Initial Public Offering (IPO) by offering new shares of 2,983,537,000 ordinary shares (Series B) at an offering price of IDR430 per share, so that the total number of shares to be listed on the Indonesia Stock Exchange amounted to 14,768,508,132 (fourteen billion seven hundred sixty-eight million five hundred eight million thousand one hundred thirty-two) shares or 99% (ninety-nine percent) of the total issued and fully paid-up capital after the Public Offering. Of the total shares offered, as much as 10% (ten percent) will be allocated to employees and the Company's Management through the ESA (Employee Stock Allocation) Program. Bank Jatim has implemented the MESOP (Management Employee Stock Option Plans) program from 2016 to 2020 with new shares (Series B) of 13,127,500 shares. So that the total Paidin Capital on December 31, 2020, will be IDR3,753,874,520,500 or 15,015,498.082 shares.

In connection with the initial public offering, the Bank implemented the Employee Stock Allocation (ESA) program by

Information of Bank Business Group



With reference to the Financial Services Authority Regulation No. 12/POJK.03/2020 concerning Bank Consolidation, within the Bank Business Group structure, Bank Jatim, which has larger total assets and/or a better Bank Soundness Level, acts as the Parent Company of PT Bank Pembangunan Daerah Nusa Tenggara Barat Syariah (Subsidiary) and is obligated to: (i) Meet the capital adequacy and liquidity requirements of the Subsidiary; (ii) Provide evidence of control over the Subsidiary; (iii) Prepare consolidated financial statements with the Subsidiary's financial statements.

Regarding the management structure of the Bank Business Group (KUB) Bank Jatim, there is one member of the management at PT Bank Pembangunan Daerah Nusa Tenggara Barat Syariah who has been directly assigned by Bank Jatim as follows:

No	Company Name	Name	Position in Bank Jatim	Position in Bank Business Group
1.	PT Bank Pembangunan Daerah Nusa Tenggara Barat Syariah	H. Zainal Fanani	-	Independent President Commissioner

allocating a maximum of 10% of the shares offered and issuing as many stock options as possible for the Management and Employee Stock Option Plan (MESOP) program 0.71% of the total issued and fully paid capital after the initial public offering.

The MESOP Phase I Program was implemented from August 1, 2016 to November 13, 2016, February 1, 2017 to March 13, 2017, August 1, 2017 to November 13, 2017, February 1, 2018 to March 15, 2018, August 1, 2019 to September 11, 2019. The MESOP Phase II 2017 Program was implemented from August 1, 2017 to November 13, 2017, February 1, 2018 to March 15, 2018, February 1, 2019 to March 18, 2019, August 1, 2019 to September 11, 2019. The MESOP Phase III Program was implemented from August 1, 2018 to September 14, 2018, February 1, 2019 to March 18, 2019, August 1, 2019 to September 11, 2019.

NAME OF THE EXCHANGE WHERE THE COMPANY'S SHARES ARE LISTED

All shares of Bank Jatim have been listed on the Indonesia Stock Exchange.

Table of Chronology of Bank Jatim Shares Issuance

No.	Period	Information	Stock	Nominal Value (IDR)	Offer Price (IDR)
1.	Before IPO	-	-	-	-
2.	2012	Initial Public Offering	B Shares Serial	250	430
3.	2016	MESOP *Exercise* II 2016	B Shares Serial	250	409
4.	2017	MESOP *Exercise* I 2017	B Shares Serial	250	450
5.		MESOP *Exercise* II 2017	B Shares Serial	250	450 409
6.	2018	MESOP *Exercise* I 2018	B Shares Serial	250	450 409
7.		MESOP *Exercise* II 2018	B Shares Serial	250	409 599
8.	2019	MESOP *Exercise* I 2019	B Shares Serial	250	409 599
9.		MESOP *Exercise* II 2019	B Shares Serial	250	450 409 599
10.	2020	MESOP *Exercise* I 2020	B Shares Serial	250	409

Chronology of Issuance and/or Listing of Bond

As of December 31, 2024, Bank Jatim has not issued bonds, so there is no information on the chronology of the issuance and/or listing of bonds.

	Number of Shares Issued (share)	Issued and Paid Up Capital		
		Number of shares (share)	Total value Nominal (IDR)	Total Bid Price (IDR)
	-	-	-	-
	2,983,537,000	14,917,684,982	3,729,421,245,500	1,282,920,910,000
	27,372,600	14,945,057,582	3,736,264,395,500	11,195,393,400
	1,241,600	14,946,299,182	3,736,574,795,500	558,720,000
	1,800,500	14,974,591,382	3,743,647,845,500	810,225,000
	26,491,700			10,835,105,300
	297,700	14,975,852,582	3,743,963,145,500	133,965,000
	963,500			394,071,500
	365,400	14,978,134,982	3,744,533,745,500	149,448,600
	1,917,000			1,148,283,000
	48,500	14,993,772,982	3,748,443,245,500	19,836,500
	15,589,500			9,338,110,500
	1,062,100	15,002,370,582	3,750,592,645,500	477,945,000
	741,500			303,273,500
	6,794,000			4,069,606,000
	3,163,900	15,015,498,082	3,753,874,520,500	1,294,035,100
	9,963,600			5,968,196,400

Chronology of Issuance and/or Listing of Other Securities

As of December 31, 2024, Bank Jatim has not issued other securities, so there is no information on the chronology of the issuance and/or recording of other securities.

Information on Using the Services of Public Accounting and Public Accounting Firm

PUBLIC ACCOUNTANT FIRM (KAP)	Public Accountant Firm (KAP) Paul Hadiwinata, Hidajat, Arsono, Retno, Palilingan & Partners
Asscociation Networking	PKF International
Address	UOB Plaza Lantai 30 dan 42, Jl. M.H. Thamrin Lot 8 – 10, Jakarta Pusat
Nama AP	Ary Daniel Hartanto
KAP Assignment Period	6th period
AP Assignment Period	4th period
Audit Services	Public Accounting Firm Services for the Audit of the Annual Consolidated Financial Statements of PT Bank Pembangunan Daerah Jawa Timur Tbk for the Year Ending December 31, 2024, Including the Sharia Business Unit and Subsidiaries.
Audit Fee	IDR 1,875,000,000
Non Audit Services	No Audit Fee
Non Audit Fee	No Audit Fee

Supporting Institutions and/or Professions

Credit Rating Agency	**PT PEMERINGKAT EFEK INDONESIA (PEFINDO)** Panin Tower-Senayan City, 17th Floor Jl. Asia Afrika Lot 19 Jakarta 12170 Telp : (021) 727 82380 Fax : (021) 727 82370 Web : www.pefindo.com Services Provided: Issuing ratings for debt securities issuance.
	KJPP SUSAN WIDJOJO & REKAN Menara Batavia, 28th floor Jl. KH Mas Mansyur Kav. 120, Jakarta 10220 Telp : (021) 5795 0155 Services Provided: Issuing ratings for debt securities issuance.
Securities Administration Bureau	**PT DATINDO ENTRYCOM** Jl. Hayam Wuruk No. 28, Jakarta 10120 Telp : (021) 3508077 Fax : (021) 3508078 Services Provided: Recording securities ownership and distributing rights related to securities.
Securities Underwriter	**PT BAHANA SEKURITAS** Graha Niaga, 19th Floor, Jl. Jend. Sudirman Kav. 58, Jakarta 12190 Telp : (021) 250 5678 Fax : (021) 250 5087 Services Provided : Guarantee the sale of securities and the full payment of the issued securities' value to the issuer.
	PT MANDIRI SEKURITAS Plaza Mandiri, Floor 28-29 Jl. Jend. Gatot Subroto Kav. 36-38, Jakarta 12190 Indonesia Telp : (021) 526 5678 Fax : (021) 526 505 Services Provided : Guarantee the sale of securities and the full payment of the issued securities' value to the issuer.
Custodian	**PT KUSTODIAN SENTRAL EFEK INDONESIA** Indonesia Stock Exchange Building, Tower I, 5th Floor Jl. Jendral Sudirman Kav. 52– 53, Jakarta 12190 Telp : (021) 515 2855 Fax : (021) 5299 1199 Web : www.ksei.co.id Services Provided: Providing collective custody of assets such as stocks and bonds, as well as performing administrative duties for clients.
Notary	**SITARESMI PUSPADEWI SUBIANTO, S.H.** Jl. Kebon rojo No. 2 CC, Surabaya 60175, Indonesia Telp : (031) 351 1282, 352 1285, 353 2822 Fax : (031) 352 2311 Services Provided: Drafting the Summary Deed of the General Meeting of Shareholders (GMS) and the Deed of Minutes of the GMS.

Awards and Certification

No.	Awards	Events	Organizer	Date
1.	Best Public Relation in Corporate Strategy to Increase Credit Distribution Growth kategori Regional Bank	Indonesia Public Relation Awards (IPRA) 2024	Warta Ekonomi	January 25, 2024
2.	Bank Daerah Peduli UMKM	Hari Pers Nasional 2024	Persatuan Wartawan Indonesia (PWI)	February 01, 2024
3.	Top BUMD with Corporate Strategy to Increase Credit Distribution Growth kategori BPD	Top BUMD Award 2024	Warta Ekonomi	March 05, 2024
4.	Platinum Awards Score 90,50 The Best Corporate Secretary & Communication kategori Asset lebih dari 100 Triliun	Indonesia Corporate Secretary & Communication Awards (ICCA) ke IX	Economic Review	March 28, 2024
5.	Peringkat I Best Bank Umum Konvensional 2024 kategori Aset 100 Triliun ke Atas	13th Infobank - Isentia Digital Brand Recognition 2024	Infobank	April 01, 2024
6.	Peringkat I Best KPR Bank Umum Konvensional 2024			
7.	Peringkat I Best Tabungan Bank Umum Konvensional 2024			
8.	Peringkat I Best Internet Banking Bank Umum Konvensional 2024			
9.	Peringkat I Best Mobile Banking Bank Umum Konvensional 2024			
10.	Peringkat II Best Debit Card Bank Umum Konvensional 2024			
11.	Peringkat II Best Deposito Bank Umum Konvensional 2024			
12.	Peringkat II Best Wealth Management Bank Umum Konvensional 2024			
13.	The Best IT Leadership 2024 (Local Banking Industries)	Digital Technology & Innovation Awards 2024	itech	April 04, 2024
14.	The Best Digital Technology Project (Local Banking Industries)			
15.	The Best Chief Information & Digital Officer of The Year (Local Banking Industries)			
16.	Tokoh Inspirasi “Busrul Iman”	HUT Beritajatim.com 18 Tahun	Beritajatim.com	May 02, 2024
17.	The Best Human Capital for Contributing to Regional Income Through Digital Financial Service Programs (Category Regional Bank)	Indonesia Human Capital Awards 2024	Warta Ekonomi	May 16, 2024







No.	Awards	Events	Organizer	Date
18.	Best Leader for Transformation Progress Accelaration to Optimizing Market Potential (Category KBMI2 BPD)	Indonesia Financial Top Leader Awards 2024	Warta Ekonomi	May 16, 2024
19.	Platinum Plus Transparansi Perhitungan Emisi Korporasi Terbaik 2024	Transparansi dan Penurunan Emisi korporasi Terbaik 2024	Investortrust.id dan Bumi Global Karbon (BGK) Foundation	May 29, 2024
20.	Excellent for The Financial Performance during September 2022-2023	The Asian Post Best Regional Champion 2024	The Asian Post (infobank media group)	May 31, 2024
21.	The Indonesian Living Legend Companies & Brand 2024	The Indonesian Living Legend Companies & Brand 2024	Majalah SWA	June 10, 2024
22.	Top Bank 2024 kategori KBMI 2	5th Anniversary Indonesia Top Bank Awards 2024	The Iconomics	June 20, 2024
23.	The 1st Best - Social Media	21st Infobank-MRI Banking Service	Infobank	July 02, 2024
24.	The 1st Best - Layanan Email			
25.	The 2nd Best - ATM			
26.	10 Consecutive Years in Services Excellence Regional Bank	21st Infobank-MRI Banking Service	Infobank	July 02, 2024
27.	Best Bank kategori BPD KBMI II (Modal Inti >6T-14T)	Best Bank 2024	Investortrust	July 11, 2024
28.	BUMD Inovatif dan Ekspansif	Radar Surabaya Award 2024	Radar Surabaya	July 12, 2024
29.	Perusahaan Pendukung Pengembangan Media Lokal	Jatim Media Summit 2024	Beritajatim.com X Suara.com	July 25, 2024
30.	Transformasi Digital untuk Masyarakat	Malam Apresiasi Satu Inspirasi 2024	Berita Satu/ B Universe	July 25, 2024
31.	Dunia Usaha Peduli Anak	Puncak Peringatan Hari Anak Nasional Provinsi Jawa Timur 2024	Pemprov Jatim	July 26, 2024
32.	Emiten High Deviden	Apresiasi Emiten 2024	Tempo IDN	July 26, 2024
33.	Apresiasi Kerjasama Penyelenggaraan Layanan Pembayaran non tunai melalui QRIS pada Sistem E-Ticketing Transjatim	Peresmian Operasional Bus Transjatim Koridor IV	Dishub Pemprov Jatim	August 9, 2024
34.	Busrul Iman-Direktur Utama Bank Jatim atas Rekor Bank Daerah dengan Akad Kredit Konsumer kepada Debitur Terbanyak	HUT ke-63 Tahun Bank Jatim	MURI Indonesia	August 24, 2024
35.	Peringkat I Bank Penyalur Belanja Pemerintah Terbesar Semester I/2024	Rapat Koordinasi dan Evaluasi Kinerja Pelaksanaan Anggaran dan Seminar	Direktorat Jenderal Perbendaharaan Kantor Wilayah Provinsi Jawa Timur	August 27, 2024
36.	Program Inovatif Untuk Negeri	Merdeka Award 2024	Merdeka.com	September 19, 2024
37.	Best Digitalization of Regional Banking Finance	CNN Award 2024	CNN	September 25, 2024
38.	Outstanding Human Capital Transformation			







No.	Awards	Events	Organizer	Date
39.	Pemenang dalam kategori BUMD Keuangan	Annual Report Award (ARA) 2023	Komite Nasional Kebijakan Governansi (KMKG)	October 7, 2024
40.	Best Regional Banks for ESG Investing	CNBC Indonesia Awards 2024: Best Regional Banks	CNBC	October 8, 2024
41.	The Most Growth ATM Bersama	Members Meeting & Awarding Night ATM Bersama	Artajasa	October 18, 2024
42.	Direktur Utama Bank Jatim Atas Dukungannya Melalui Corporate Social Responsibility (CSR) Dalam Upaya Peningkatan Pelayanan Kesehatan Mental	Peringatan Hari Kesehatan Jiwa Sedunia 2024	Pemprov Jatim	October 18, 2024
43.	Top 20 Financial Institution 2024 kategori Bank Beraset Rp100 Triliun S.D <Rp200 Triliun berpredikat SANGAT BAGUS	Top 20 Financial Institution 2024	The Finance	October 22, 2024
44.	Bapak Edi Masrianto sebagai Best CFO Category Bank versi The Finance			
45.	Best Issuer Bank (ATM)-Platinum Award	Prima Awards 2024	PT Rintis Sejahtera (Jaringan Prima)	October 24, 2024
46.	Piagam Penghargaan Atas Sinergitas Dalam Meningkatkan PKB dan BBNKB	62th Bapenda Jatim	Gubernur Jawa Timur	November 02, 2024
47.	BUMD Peduli Penyiaran	Anugerah Penyiaran KPID	KPID Jatim	November 12, 2024
48.	The Best CEO Special Mention Outstanding Internasional Banking Activities/ Remittance Transaction	TOP CEO Indonesia Awards 2024	Tempo IDN	November 15, 2024
49.	Gold Rank	Asia Sustainability Reporting Rating 2024	NCCR	November 21, 2024
50.	Akselerator Pengembangan UMKM	detikjatim Awards 2024	detikjatim	November 25, 2024
51.	Bankers of The Year 2024	Infobank Top 100 CEO & The 200 Future Leader Forum 2024	Infobank	November 29, 2024
52.	BUMD yang Berkolaborasi Terhadap Pelaksanaan Program-Program Sosial di Jawa Timur	Puncak Peringatan Hari Disabilitas Internasional	Pemprov Jatim	December 3, 2024
53.	BPS/BPIH Pendaftar Haji Muda Terbaik Nomor 1 (kategori BPD-UUS)	Annual Meeting dan Awarding Mitra Penghimpunan BPKH Tahun 2024	BPKH	December 13, 2024
54.	BPS/BPIH Pendaftar Haji Nomor 2 (kategori BPD-UUS)			
55.	Rewarding Umroh Pencapaian Terbaik Semerster Dua (kategori BPD)			
56.	Indonesia CEO Excellence 2024 for Fostering Business Transformation to Create Positive Growth, Category Regional Bank4	Indonesia CEO Excellence 2024	Warta Ekonomi	December 19, 2024
57.	Busrul Iman Direktur Utama Bank Jatim: Visionary and Economic Pillars of Regional Growth	Pasca Award 2024	Sekolah Pascasarjana Universitas Airlangga	December 21, 2024







Certification

ISO 37001:2016 Anti-Bribery Management System	ISO/IEC 27001:2022	ISO/IEC 20000-1:2018
Validation: December 18, 2023– December 17, 2026	**Validation:** October 15, 2022 – October 20, 2025	**Validation:** August 10, 2023- August 09, 2026
Recipient: Bank Jatim	**Recipient:** Bank Jatim	**Recipient:** Bank Jatim
Issued by: PT TUV Nord Indonesia	**Issued by:** Lembaga Sertifikasi Bureau Veritas Indonesia	**Issued by:** Lembaga Sertifikasi Bureau Veritas Indonesia







Information Available on the Website

The availability of information on website refers to the Regulation of OJK No. 8/POJK.04/2015 regarding Website of Issuers or Public Companies. Thus, Bank Jatim has provided various key information on its official website, such as information on shareholders, organizational structure, financial performance analysis, as well as profiles of Board of Commissioners and Board of Directors. In addition, the Bank's website displays the following information;



YOUR NEEDS

Contains all information on customer and community needs which include Savings, Financing, Business, Sharia, Services, Investor Relations, Corporate Governance, Bank Jatim Peduli, Interest Rates, and Information.



PROFILE

Contains information on Bank's Profile, Management, and Awards.



CAREER

Contains information on Career Management and Information on Recruitment.



MSME PARTNER

Contains information on MSME Partners of Bank Jatim accessible by the public and the Bank's customers.



INTERNET BANKING

Contains information on Bank Jatim's Internet Banking usage guide and Internet Banking Portal.



ONLINE REGISTRATION

Contains options for e-form credit applications, providing convenience for prospective customers in applying for credit.

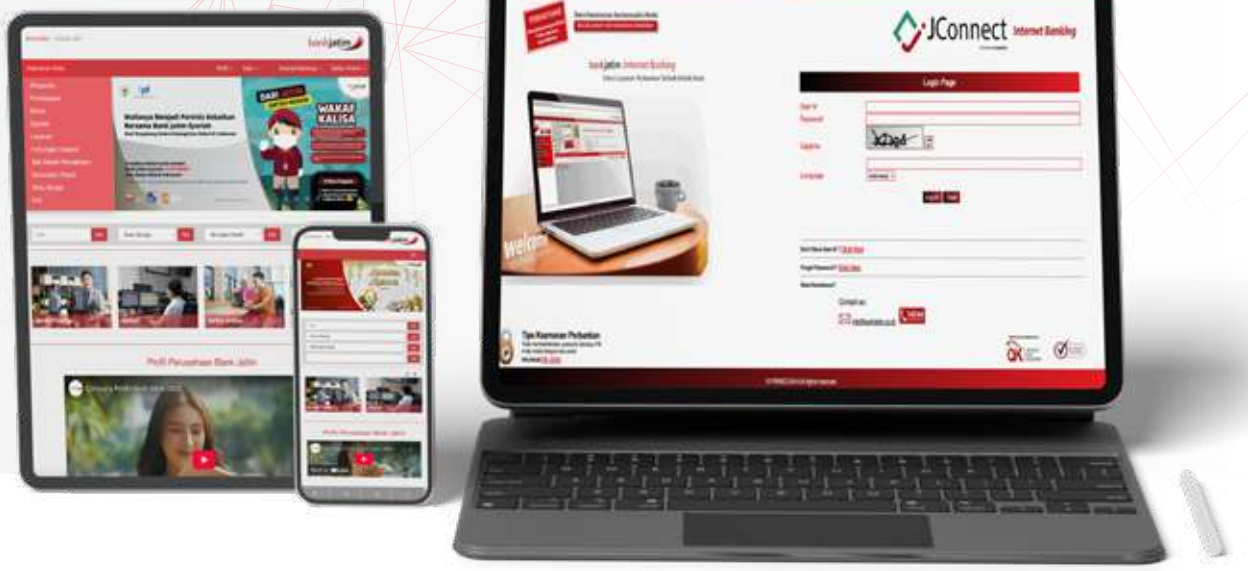

Information	Description
Shareholder information up to individual final owners	Available
Contents of the Code of Conduct	Available
Information on the General Meeting of Shareholders (GMS) at least includes the material for the agenda discussed in the GMS, summary of the minutes of the GMS, and important date information, namely the date of the announcement of the GMS, the date of the sum-mons for the GMS, the date of the GMS, the date of the summary of the minutes of the GMS was announced.	Available
Separate annual financial statements (last 5 years)	Available
Profile of the Board of Commissioners and Directors	Available
Charter of the Board of Commissioners, Board of Direc-tors, Committees, and the Internal Audit Unit	Available


Pertumbuhan per Sektor Ekonomi
2022
2023
2024
Analisis Posisi Bank Jatim dalam Industri Perbankan
bankjatim

Management Discussion and Analysis on Bank Performance

04



Economic Review

Global Economic Analysis

Global economic conditions in 2024 are faced with various challenges, especially related to geopolitical conditions due to the ongoing Russia - Ukraine conflict, as well as the re-election of President Donald Trump with his America First policy. These factors have increased the risk of heightened fragmentation in global trade and investment, as well as greater uncertainty in global financial markets, which impacts global economic growth.

Amid these geopolitical tensions and policies affecting international relations, global economic growth in 2024 reached 3.2%. Advanced economies experienced relatively slow growth, at 1.7%, while developing countries, despite facing similar challenges, grew by 4.2%. On the other hand, the Middle East and Asia, which also faced various political and economic challenges, recorded growth of 2.4%, even though tensions continue in several regions.

Table of Global Economic Growth Projections

Region	WEO October 2024	WEO January 2025		
		2024	2025	2026
Global Economy	3.2	3.2	3.3	3.3
Developed Countries	**1.8**	**1.7**	**1.9**	**1.8**
Amerika	2.8	2.8	2.7	2.1
Eropa (Euro Area)	0.8	0.8	1.0	1.4
Jepang	0.3	(0.2)	1.1	0.8
Inggris	1.1	0.9	1.6	1.5
Developing Countries	**4.2**	**4.2**	**4.2**	**4.3**
China	4.8	4.8	4.6	4.5
India	7.0	6.5	6.5	6.5
Middle East & Central Asia	**2.4**	**2.4**	**3.6**	**3.9**

Source: World Economic Outlook (WEO), International Monetary Fund (IMF), January 2025

Divergences in economic growth patterns among countries are expected to continue as global economic and trade fragmentation intensifies. The IMF's January 2025 World Economic Outlook report revised the growth projections for Developed Countries, including Japan and the United Kingdom, downward compared to previous projections. However, the U.S. economy is expected to remain strong due to improvements in employment conditions, rising domestic demand, and controlled inflation. This has led to market expectations for the Fed Funds Rate being lower than earlier estimates.

National Economic Analysis

Despite the dynamic global conditions, Indonesia's national economic performance remained resilient, although it experienced a relative slowdown compared to the previous year. In 2024, the national economy grew cumulatively by 5.03%, driven primarily by strong domestic demand from the household sector and supported by a responsive mix of economic policies.

National Economic Growth (%)

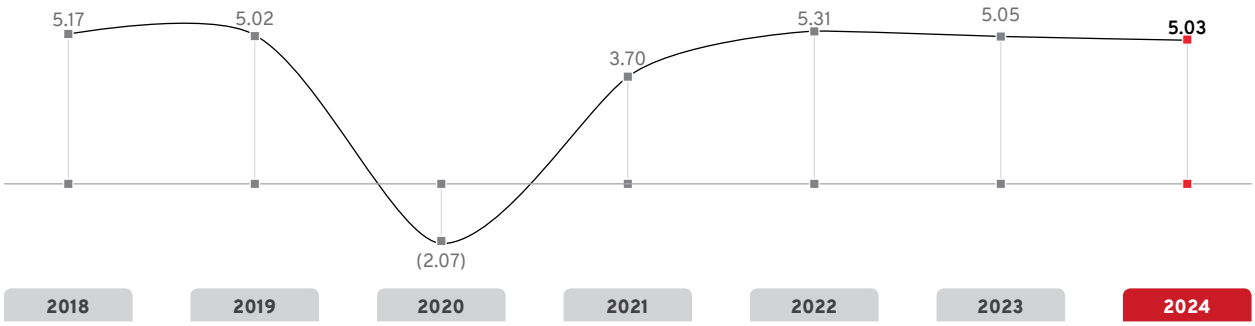

GDP Distribution (%)

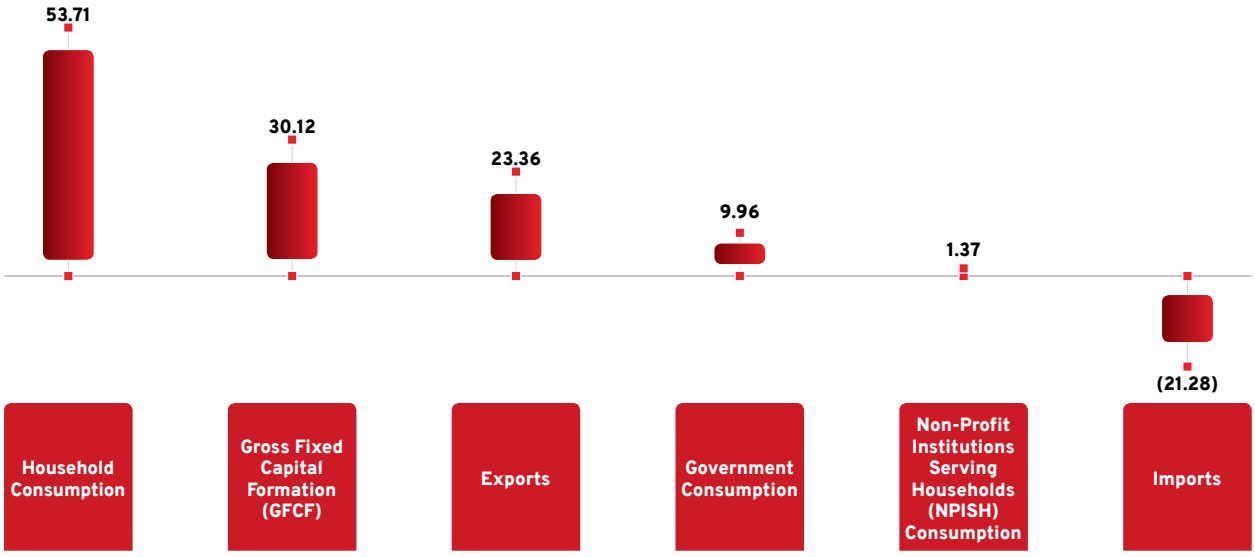

Source: Official Statistics Report, Statistics Indonesia (BPS), February 2025

The national economic structure continues to be underpinned by the manufacturing, trade, agriculture, construction, and mining sectors. Cumulatively, all economic sectors posted positive growth, even though some sectors experienced lower growth compared to the previous year. The highest growth was recorded in the Other Services sector, while the lowest growth occurred in the agriculture, forestry, and fisheries sector. This lower growth was influenced by climatic and weather factors.

Economic Growth by Sector

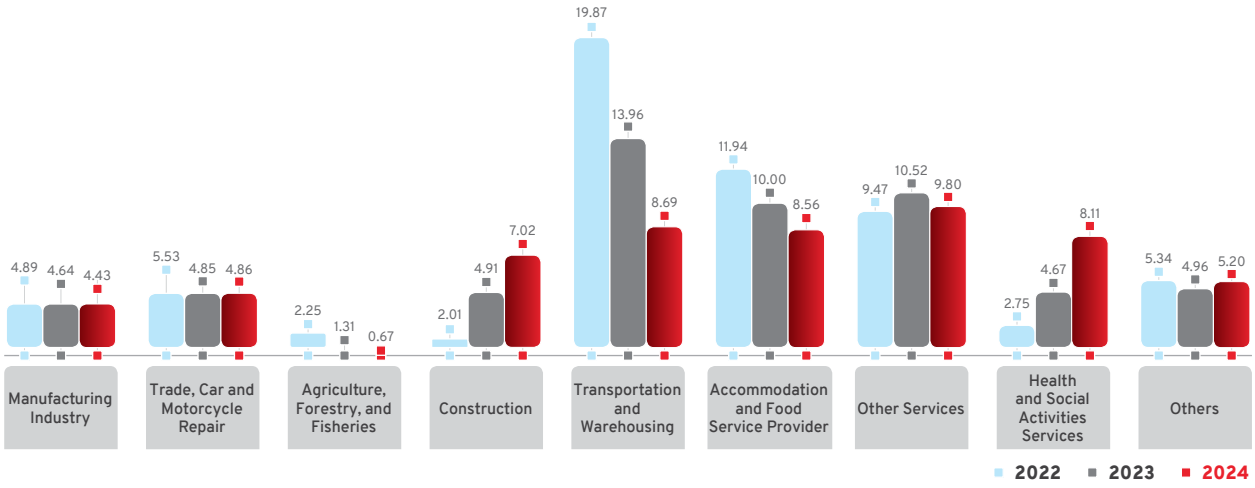

The Five Largest Economic Sectors



- **20.27%** Manufacturing Industry
- **13.02%** Wholesale and Retail Trade
- **11.33%** Agriculture, Forestry, and Fisheries
- **9.77%** Construction
- **7.39%** Mining and Quarrying

Source: Official Statistics Report, Statistics Indonesia (BPS), February 2025

National economic stability was also supported by low inflation, recorded at 1.57%, which is lower than the 2.61% in 2023. In addition, maintained external resilience helped preserve the stability of the Rupiah exchange rate. Compared to the previous year, the Rupiah depreciated by 4.34% (ptp), yet it performed better than other currencies such as the Korean Won, Mexican Peso, Brazilian Real, Japanese Yen, and Turkish Lira.

Source: Financial Stability Review, Bank Indonesia, February 2025

Banking Industry Analysis

The stability of the national financial system is also supported by the resilience of the banking industry. This resilience is evident from high intermediation performance, maintained credit quality, and relatively strong capital performance, accompanied by a gradually improving Non-Performing Loan (NPL) ratio year over year. The overall performance of the banking industry is as follows.

Table of National Banking Performance

Description	2024	2023	2022	2021	2020
Intermediation					
Bank Loans	IDR7,827.15 trillion	IDR7,090.24 trillion	IDR6,423.56 trillion	IDR5,768.59 trillion	IDR5,481.56 trillion
	10.39% yoy	10.38% yoy	11.35% yoy	5.24% yoy	(2.41%) yoy

Description	2024	2023	2022	2021	2020
Third-Party Funds (TPF)	IDR8,837.24 trillion	IDR8,457.93 trillion	IDR8,153.59 trillion	IDR7,479.46 trillion	IDR6,665.39 trillion
	4.48% yoy	3.73% yoy	9.01% yoy	12.21% yoy	11.11% yoy
Capital					
Banking CAR	26.76%	27.75%	25.62%	25.66%	23.89%
Interest Rates					
BI Rate	6.00%	6.00%	5.50%	3.50%	3.75%
Financial Services Institution (FSI) Ratio					
Credit Risk					
Gross NPL	2.08%	2.19%	2.44%	3.00%	3.06%
Liquidity Risk					
LDR	89.05%	84.11%	78.98%	77.49%	82.54%

Source: Indonesian Banking Statistics, Financial Services Authority (OJK), December 2024 (processed data)

In 2024, bank loans grew by 10.39% year over year, which is slightly higher than the 10.38% growth in 2023. This reflects the strength and adaptability of Indonesia's banking sector. Similarly, Third-Party Funds (TPF) increased by 4.48% year over year, compared to 3.73% in 2023. This indicates a stronger public preference for more liquid savings instruments amid ongoing economic dynamics.

Along with credit and TPF growth, the Indonesian banking sector also demonstrated solid performance in terms of the Capital Adequacy Ratio (CAR). In 2024, the banking CAR was recorded at 26.76%, a slight decline from 27.75% in 2023. This minor decrease is attributed to aggressive credit expansion, faster asset growth relative to capital, and the constantly evolving economic conditions.

Credit quality remained robust. The gross NPL ratio in 2024 improved to 2.08% from 2.19% in 2023. This improvement reflects the success of Indonesian banks in managing credit risk effectively, supported by appropriate economic policies and innovations in risk management. Nonetheless, it remains crucial for banks to continuously maintain credit quality and remain vigilant to potential risks arising from changes in both domestic and global economic conditions.

Analysis of Bank Jatim's Position in the Banking Industry

Compared to its national banking industry peers and Regional Development Bank of Indonesia (BPD SI), Bank Jatim's performance growth is as follows.

Table of Bank Jatim Growth Performance Compared to BPD SI and the National Banking Industry

Performance	Bank Jatim (IDR Billion)			BPD SI (IDR Billion)			National Banking Industry (IDR Billion)		
	December 2024	December 2023	Growth (yoy)	December 2024	December 2023	Growth (yoy)	December 2024	December 2023	Growth (yoy)
Assets	102,074	103,855	(1.72%)	1,021,878	985,415	3.70%	12,460,955	11,765,838	5.91%
Loans	64,057	54,761	16.98%	645,772	606,680	6.44%	7,827,148	7,090,243	10.39%
Third-Party Funds (TPF)	77,496	78,197	(0.90%)	752,685	730,333	3.06%	8,837,242	8,457,929	4.48%

Source: Indonesian Banking Statistics, Financial Services Authority (OJK), December 2024; Bank Jatim Financial Statements 2024 (processed data)

Along with the overall stability of the national banking industry, Bank Jatim's financial performance throughout 2024 was solid. Although Bank Jatim's asset performance declined by 1.72% due to a decrease in the TPF component, the bank's loan disbursement performance grew significantly by 16.98%, above both the national banking industry and BPD SI peers. In terms of financial ratios, although some components were slightly lower compared to the industry and BPD SI peers, overall, Bank Jatim's financial performance ratios remained well maintained throughout 2024.

As of December 2024, Bank Jatim's CASA and NIM ratios were 65.14% and 5.86%, respectively. Both ratios were higher compared to the national banking industry and BPD SI. This indicates that Bank Jatim performed very well in managing low-cost funds (CASA) and generating income (NIM). The higher ratios relative to the national banking industry and BPD SI demonstrate Bank Jatim's competitive advantage, which can have a positive impact on its profitability and competitiveness in the banking market.

Table of Bank Jatim Financial Ratios Compared to BPD SI and the National Banking Industry

Ratio	December 2024			December 2023		
	Bank Jatim	BPD SI	Banking Industry	Bank Jatim	BPD SI	Banking Industry
Current Account Saving Account (CASA)	65.14%	54.25%	63.39%	63.61%	55.75%	63.04%
Net Interest Margin (NIM)	5.86%	5.24%	4.72%	5.57%	5.52%	4.92%
Non Performing Loan (NPL) Gross	3.45%	2.48%	2.08%	2.49%	2.18%	2.19%
Return on Assets (ROA)	1.60%	1.76%	2.72%	1.87%	1.98%	2.78%
Capital Adequacy Ratio (CAR)	23.49%	25.77%	26.76%	25.71%	25.91%	27.75%
Loan to Deposit Ratio (LDR)	82.05%	85.91%	89.05%	70.03%	83.03%	84.11%
Operating Expenses to Operating Income (BOPO)	81.89%	81.13%	81.45%	77.27%	78.38%	78.94%

Source: Indonesian Banking Statistics, Financial Services Authority (OJK), December 2024; Bank Jatim Financial Statements 2024 (processed data)



Operational Review

Bank Strategic Plan

The bank's strategic plan comprises a long-term corporate plan and medium- to short-term business plans.

Long-Term Strategy

Bank Jatim has a long-term strategic plan in the form of the Corporate Plan 2024-2028. In order to support the strategic objectives, targets, and to address gaps in achieving its vision, the bank's policy direction is as follows:

1. Internalizing the corporate culture practiced at Bank Jatim.
2. Achieving both organic and inorganic growth through the Bank Business Group (KUB) scheme or other structures to realize the bank's vision.
3. Optimizing intermediation functions by redesigning the credit process through organizational restructuring, reengineering business processes, developing human resources, and implementing performance management.
4. Disbursing productive loans selectively in sectors with high potential in East Java Province to boost regional economic growth.
5. Enhancing bank profitability by increasing the CASA ratio, improving credit quality, delivering sustainable financial services, boosting foreign exchange revenue, and developing other digital and customer-centric products.
6. Meeting the funding needs of the Sharia Business Unit and developing sharia business in accordance with OJK Regulation No. 12 of 2023 on Sharia Business Units.
7. Improving digital-based services and building an ecosystem among local governments and non-governmental entities.

The main strategy is concentrated in 43 strategic initiatives for strengthening and development, which cover the strategic initiatives for both Bank Jatim and the Sharia Business Unit. These strategic initiatives are mapped across seven business areas and three enablers. They are executed in two phases: one to strengthen capabilities and capacity, and another to accelerate business implementation and growth.

Diagram of Grand Roadmap

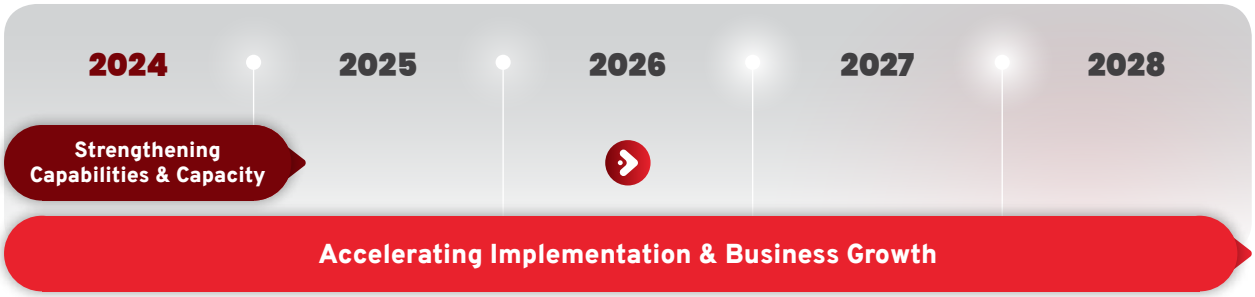

The bank's long-term targets are set in a business strategy in accordance with the Corporate Plan 2024-2028. The bank's business strategy for the next five years is divided into 7 business areas and 3 enabler areas.

Diagram of Business Strategy



The execution of the business strategy is cascaded into strategic initiatives grouped into two segments: Continuously Competency Enhancement and Selective Market Capture Acceleration.

Strategic Initiatives Diagram

Selective Markt Capture Acceleration

Retail & MSMEs / Consumer

13. Refining the value proposition and the competitive advantage of products and service standards for Retail & MSME/non-State Civil Apparatus consumer loans **[RKM-1] [KSR-1]**
14. Intensifying the marketing and sales of Retail & MSME/non- State Civil Apparatus consumer loan products, aligned with sectoral potential and branch office segmentation **[RKM-1] [KSR-2]**
15. Expanding alliances/fintech/eCommerce and ecosystem-based business with local governments, regionally owned enterprises and communities **[RKM-3] [KSR-3]**

Commercial & Corporate

16. Accelerating medium and corporate loan sales in selected sectors and target markets **[KSK-1]**

Funds

17. Refining the competitive advantage of products and service standards for retail DPK/priority banking **[DNA-1]**
18. Expanding and intensifying marketing and sales programs for fund products **[DNA-2]**
19. Accelerating the development of branchless banking (card-based and gadget/cardless) **[DNA-3]**
20. Developing alliances/fintech/ eCommerce and ecosystem-based business with local governments, state-owned enterprises/ regionally owned enterprises, and communities (in East Java and selected areas outside East Java) **[DNA-4]**

Treasury dan International Banking

21. Optimizing treasury business and foreign exchange bank licensing (increasing revenue beyond intermediation margins) **[TRI-1]**

Corporate Actions

22. Increasing the Bank's business volume growth inorganically through equity participation under the Bank Business Group scheme **[KRP-1]**

Continously Competency Enhancement

Human Capital, Culture, & Performance Management

1. Intensifying the internalization of corporate culture through derivative development (sales, credit, risk & compliance, digital, and performance-based culture) **[HCM-1]**
2. Fulfilling manpower requirements and enhancing personnel competencies, as well as developing employee welfare programs **[HCM-2]**
3. Refining Human Capital management and strengthening the Human Capital Business Partner function **[HCM-3]**
4. Refining the implementation of the performance management system and ensuring supporting tools are in place **[HCM-4]**

Organization & Information Technology

5. Refining the next-stage organizational structure (business- & customer-centric) **[OIT-1]**
6. Reorganizing branch roles and functions inside and outside East Java (developing credit centers, services, priority, and institutional banking) **[OIT-2]**
7. Accelerating digitalization efforts and IT security **[OIT-3]**
8. Protecting customers' personal data **[OIT-4]**
9. Establishing a dedicated function or team to analyze high-potential industry sectors **[OIT-5]**

Governance, Risk, & Compliance

10. Refining and updating policies/ guidelines **[GRC-1]**
11. Formulating Risk Assessment Criteria (RAC) that serve as a key focus for the banking industry **[GRC-2]**
12. Developing Portfolio Risk Management to optimize credit processes based on environmental, social, and governance principles **[GRC-3]**

Medium-Term Strategy

In the medium term of 2025-2026, the grand roadmap strategy is in the phase of Accelerating Implementation and Business Growth. In this phase, business expansion is carried out by leveraging the enhanced capabilities developed in the first year. The medium-term targets include:

1. Intensifying the internalization of corporate culture and its derivative developments.
2. Meeting the adequacy requirements and enhancing the competencies of business personnel.
3. Refining Human Capital management and strengthening the Human Capital Business Partner function.
4. Refining the implementation of the performance management system and ensuring supporting tools are in place.
5. Refining the advanced organizational structure and its derivative developments.
6. Accelerating the digitalization of business processes and support functions.
7. Refining the value proposition and competitive advantage of products and service standards for retail and MSME/ non-State Civil Apparatus consumer credit.
8. Intensifying the marketing and sales of retail and MSME/ non-State Civil Apparatus consumer credit products in line with sector potential and branch area segmentation.
9. Accelerating medium and corporate loan sales in selected sectors and target markets.
10. Refining the competitive advantage of products and service standards for retail/priority banking DPK.
11. Accelerating the development of branchless banking (card-based and gadget/cardless).
12. Developing alliances with fintech/eCommerce and ecosystem-based business with local governments, SOEs/ Regional Owned Enterprises, and communities (selected in East Java and outside East Java).
13. Optimizing treasury business and foreign exchange bank licensing (increasing revenue beyond intermediation margins).
14. Achieving balanced and sustainable organic business growth, as well as inorganic business growth through equity participation in financial institutions or via the Bank Business Group

Short-Term Strategy

In line with the bank's policy direction and considering the latest economic developments, management has formulated the strategic focus for 2024 to achieve sustainable business growth as follows:

1. Implementing the Perfect-I strategy, which focuses on strengthening the organization, improving IT policies, optimizing the core banking system, enhancing infrastructure management, developing innovative business applications, and improving IT system security.
2. To enhance the performance of the Sharia Business Unit in accordance with OJK Regulation No. 12/POJK/2023, Bank Jatim is implementing the Dual Banking Leverage Model (DBLM) strategy.
3. Pursuing inorganic business growth through equity participation in financial institutions or via the Bank Business Group
4. Planning to issue a Sustainable Public Offering by issuing bonds.
5. Refining the implementation of the performance management system (enhancing KPI effectiveness).
6. Transforming the organizational structure, human capital (Human Capital Transformation), and digital banking.
7. Optimizing policy and procedure forums to ensure effective and efficient internal regulatory discussions.
8. Planning an office and service network, especially new branch offices, and expanding electronic networks in high-potential locations.
9. Accelerating credit growth supported by the five pillars of Bank Jatim's transformation.
10. Increasing trade finance transactions.
11. Enhancing the acquisition of low-cost funds to boost CASA.
12. Strengthening institutional relationships with government and private sector agencies.

Marketing Aspects

Marketing Strategy

In line with Bank business development and Government programs , Bank Jatim continued to improve its marketing strategy by conducting promos. Which follows and adjusts National Day's themes, and support Government's Programs by implementing educative activities and comprehensivefinancial literacy to certain customers or certain groups.

As one of the Regional Development Bank which also manage The Third Paty Funding and Number of Account in a big amount, Bank Jatim also appreciates its customer by organizing price draw events in "SIKLUS and SIMPEDA" accounts.

Bank Jatim is also consistant in a sponsorship activity which collaborate with government or private institutions, do a promotion through an open space medium such as videtron and billboard which aims for building corporate image, product image, and customer awareness for the growth of Third Funding Parties and Bank Jatim's Number of Accounts.

Bank Jatim also doing collaboration with corporate institutions such as in ministry, province, and city levels in order to provide financial service for Civil Servants and non Civil Servants. Besides that, developing product and digital services as the form of Bank Jatim support toward the economic development in East Java. Those collaborations accelerate non-cash transaction activities, especially the utilization of Cash Management System (CMS) by Budget Implementation Work Unit for The State Budget, Dashboard Development Virtual Account, online Letter of Fund Disbursement Authorization in the Government Internal Control System application. Bank Jatim has become a pioneer in the implementation of Digital Population Identity in Indonesia. The other strategy is done by enhancing mobile banking feature and corporate internet banking, especially for payment transaction. The other digitalization development is interconnected by utilizing API (Open Banking) for information and technology, increasing ecosystem energy to collaborate with banks / fintech in order to lift up collaboration amounts with the Institutional Partners.

Market Share

Bank Jatim's performance in facing competition from regional development banks (BPD SI) and the national banking industry tends to be fluctuating. Compared to the regional banking industry, Bank Jatim's key financial performance market share is positive in the loan disbursement component, while the market share for assets and third-party funds tends to decline compared to the same period in the previous year.

Table of Bank Jatim Market Share Compared to BPD SI

(in IDR Billions)

Description	Notes	December 2024	December 2023	Increase/ Decrease
Total Assets	BPD SI	1,021,878	985,415	36,463
	Bank Jatim	102,074	103,855	(1,781)
	Market Share (%)	**9.99%**	**10.54%**	**(0.55%)**
Third-Party Funds	BPD SI	752,685	730,333	22,352
	Bank Jatim	77,496	78,197	(701)
	Market Share (%)	**10.30%**	**10.71%**	**(0.41%)**
Loans Disbursed	BPD SI	645,772	606,680	39,092
	Bank Jatim	64,057	54,761	9,296
	Market Share (%)	**9.03%**	**9.92%**	**0.89%**

Source: Indonesian Banking Statistics, Financial Services Authority (OJK), December 2024; Bank Jatim Financial Statements 2024 (processed data)

Market share analysis for Bank Jatim compared to BPD SI in December 2024 shows changes in both assets and loan disbursement. In 2024, the market share for assets and third-party funds were recorded at 9.99% and 10.30%, respectively. There was a decline in market share for assets and third-party funds compared to the previous period. This decline was influenced, among other factors, by a decrease in current accounts, due to changes in the operational needs of local governments and agencies, as well as intense interest rate competition with competitors.

Nevertheless, Bank Jatim succeeded in registering an increase in its loan disbursement market share by 0.89%, reaching 9.03% in 2024. This increase reflects the bank's success in strengthening its position in the credit market despite intensifying competition. Focus on targeted credit expansion, service innovation, and the utilization of digital technology have been key factors in Bank Jatim's credit growth strategy.

Diagram of Bank Jatim Market Share Compared to BPD SI December 2024

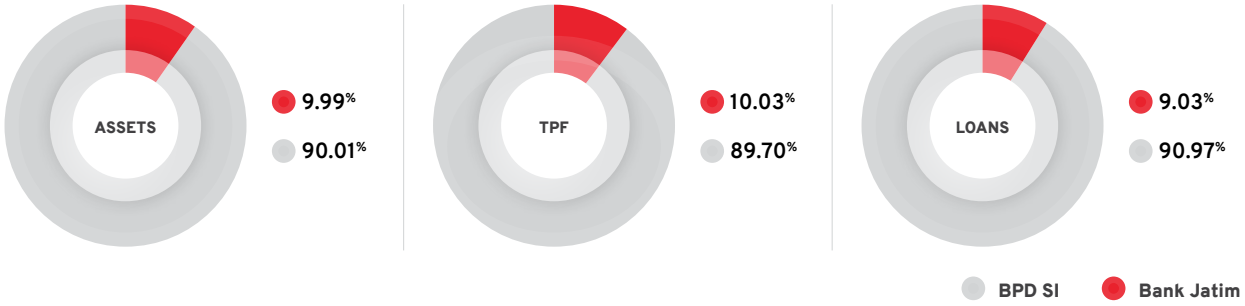

Diagram of Bank Jatim Market Share Compared to BPD SI December 2023

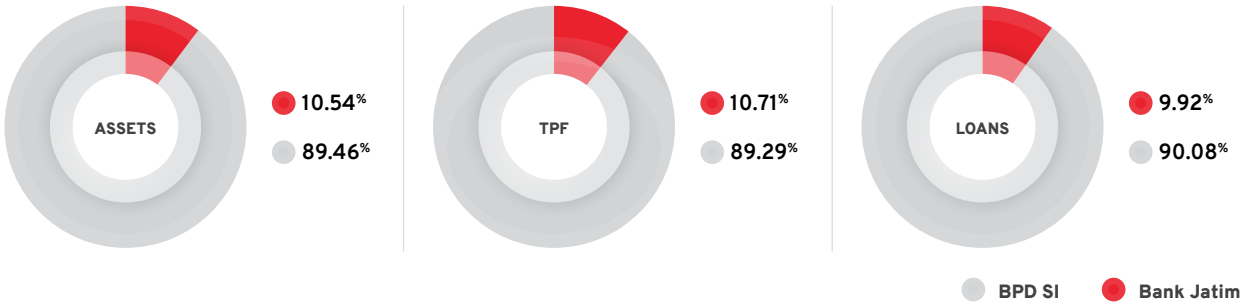

Table of Bank Jatim Market Share Compared to the Indonesian Banking Industry

(in IDR Billions)

Description	Notes	December 2024	December 2023	Increase/ Decrease
Total Assets	Banking Industry	12,460,955	11,765,838	695,118
	Bank Jatim	102,074	103,855	(1,781)
	Market Share (%)	**0.82%**	**0.88%**	**(0.06%)**
Third-Party Funds	Banking Industry	8,837,242	8,457,929	379,313
	Bank Jatim	77,496	78,197	(701)
	Market Share (%)	**0.88%**	**0.92%**	**(0.05%)**
Loans Disbursed	Banking Industry	7,827,148	7,090,243	736,904
	Bank Jatim	64,057	54,761	9,296
	Market Share (%)	**0.82%**	**0.77%**	**0.05%**

Source: Indonesia Banking Statistics – Financial Services Authority December 2024; Bank Jatim Internal Data

A similar condition occurred in Bank Jatim's market share compared to the national banking industry. Positive performance was observed in the loan disbursement component, while the asset and third-party funds components tended to decline compared to the same period in the previous year.

In line with the BPD SI market share, Bank Jatim's market share compared to the Indonesian banking industry in December 2024 shows an increase in the loan disbursement side. The market share based on loan disbursement was recorded at 0.82% in December 2024. This increase indicates that the growth in Bank Jatim's loan disbursement performance exceeded the overall growth of the banking industry. Positive national and regional economic conditions have also supported this increase, providing a strong foundation for Bank Jatim to achieve even better performance in 2025.

On the other hand, the market share based on third-party funds experienced a slight decline of 0.05%, from 0.92% in December 2023 to 0.88% in December 2024. This decline was influenced by a drop in giro accounts due to changes in the operational needs of local governments and agencies, intense interest rate competition with competitors, and increased savings withdrawals by customers. The market share for assets also declined in line with the decrease in third-party funds, dropping by 0.06% from 0.88% in 2023 to 0.82% in 2024.

Diagram of Bank Jatim Market Share Compared to the Indonesian Banking Industry December 2024

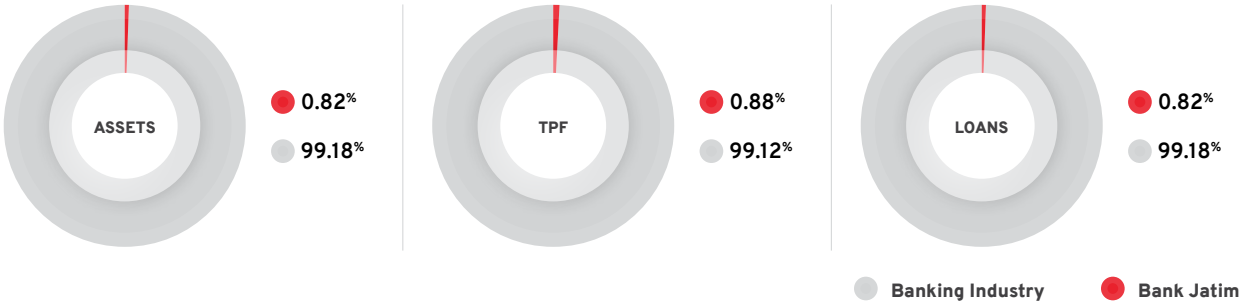

Diagram of Bank Jatim Market Share Compared to the Indonesian Banking Industry December 2023

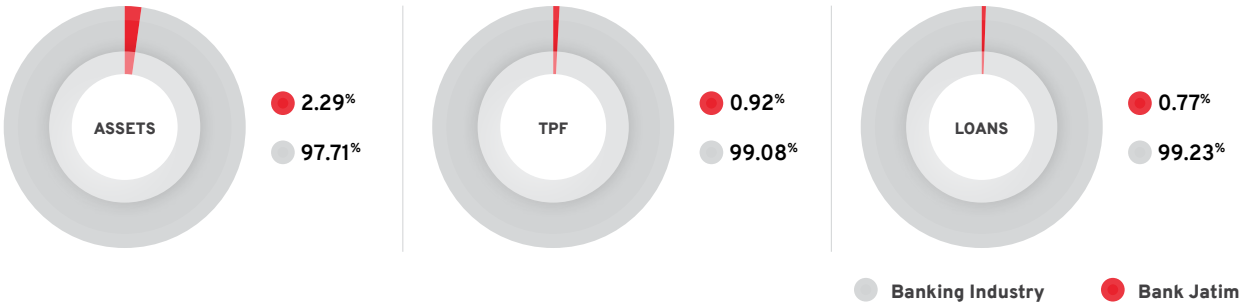

Operation Review Per Business Segment

Operational segments of Bank Jatim are based on business segments which include conventional banking (loan, third party funds and other services) and sharia segment (sharia third party funds, sharia financing and other sharia services).

Conventional Segment

Bank Jatim conventional segment consisted of credit/loan products, third party funds/deposits and services.

Description and Productivity of Conventional Segments

A description of the explanation and productivity of the conventional segment of Bank Jatim is presented as follows.

Loan

Bank Jatim's loan consists of Micro Loan, Retail and Medium Loan, Corporate and Syndication Loan, and Consumer Loan. Explanations of each loan product have been presented in the Profile section of the Product and Services Sub-Chapter in this Annual Report.

Chart of Loan Productivity

(in IDR Millions)

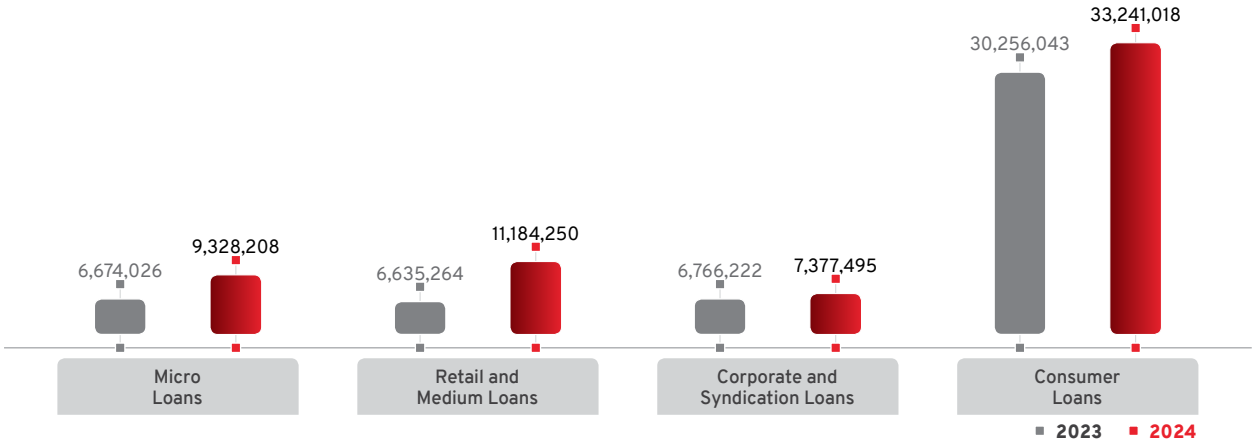

MICRO LOANS

Bank Jatim's Micro Loans is a credit given to small enterprneur to fund productive business needs either for investment or working capital needs with maximum plafond is 500 million rupiahs.

Productivity of Micro Credit is explained below :

Table of Micro Loans Productivity

(in IDR Millions)

Description	2024	2023	Growth	
			IDR	%
(1)	(2)	(3)	(4) = (2)-(3)	(5) = (4)/(3)
Financial Technology Loan (Amartha)	215,085	687,209	(472,124)	(68.70%)
Bank Jatim Micro Loan	3,388,113	2,021,999	1,366,114	67.56%
Restructuring Loan	95,000	77,846	17,155	22.04%
SiUMI Loan (Micro Small Cycle)	11,067	29,506	(18,439)	(62.49%)
Micro Business Loan	5,606,265	3,854,756	1,751,509	45.44%
KUMK SU-005/Government Investment Credit	784	951	(167)	(17.56%)
Cattle Breeding Business Loan	0	641	(641)	(100.00%)
Laguna Loan	68	118	(50)	(42.37%)
Warehouse Receipt Subsidy	9,900	1,000	8,900	890.00%
Non-Personal Productive CCC	863	0	863	100.00%
Dagulir Executing	65,337	0	65,337	100.00%
Total Micro Loans Distribution	**9,328,208**	**6,674,026**	**2,654,182**	**39.77%**

Total micro loan distribution in 2024 amounted to IDR9.33 trillion, an increase of 39.77% compared to IDR7.29 trillion in 2023. This increase was primarily driven by the growth in Micro Business Loan of IDR1.75 trillion, Bank Jatim Micro Loan of IDR1.36 trillion, and Dagulir Executing Loan of IDR65.3 billion.

The skim growth of People's Business Credit and Micro Jatim is influenced by internal and external factors. Internal factors consist of application development of micro credit processing, quality account officer upgrade, performance monitoring and evaluation, reward and punishment based on performance, micro product segment completion and refocusing target market. Meanwhile, external factors are related to the condition of Micro, Small, and Medium Enterprises, off take collaboration, synergy with government institution, distribution to micro enterprise cluster.

Tabel Jumlah NoA Kredit Mikro

(in NoA)

Description	2024	2023	Growth	
			NoA	%
(1)	(2)	(3)	(4) = (2)-(3)	(5) = (4)/(3)
Financial Technology Loan (Amartha)	115,446	195,085	(79,639)	(40.82%)
Bank Jatim Micro Loan	26,678	17,943	8,735	48.68%
Restructuring Loan	518	423	95	22.46%
SiUMI Loan (Micro Small Cycle)	234	542	(308)	(56.83%)
Micro Business Loan	57,172	39,293	17,879	45.50%
KUMK SU-005/Government Investment Credit	3	5	(2)	(40.00%)
Cattle Breeding Business Loan	-	2	(2)	(100.00%)
Laguna Loan	7	11	(4)	(36.36%)
Warehouse Receipt Subsidy	20	2	18	900.00%
Total NoA Micro Loans	**200,381**	**253,306**	**(52,925)**	**(20.89%)**

Total micro loan accounts in 2024 amounted to 200,381, a decrease of 20.89% compared to 253,306 in 2023. This decline was primarily due to a reduction of 79,639 accounts in Financial Technology (Amartha) Loans as a result of stopping lending for the Financial Technology (Amartha) Loan product.

Graph of Micro Loan Distribution

(in IDR Millions)

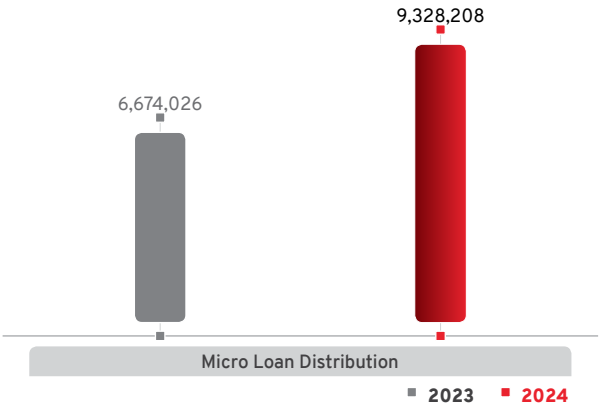

Graph of Micro Loan Accounts (NoA)

(in NoA)

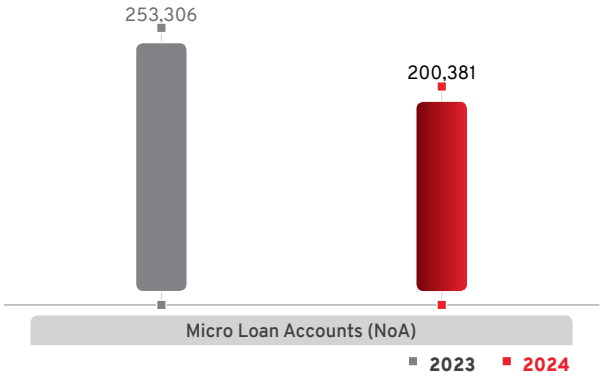

Micro Loans Strategy in 2024

The description of the Micro Loans strategy implemented in 2024 is as follows:

1. Optimalization of People's Business Credit
2. Optimalization Fintech collaboration
3. Reward for account officer
4. Digitalize the credit process
5. Weekeng banking
6. Reward referral

Micro Loans Competitive Advantage and Innovation

Competitive Advantage and Innovation Micro Loans are as follows:

1. Fast process
2. Easy requirements
3. Competitive interest rate
4. Paperless
5. Digitalization of the credit process

Micro Loans Business Prospect 2025

Based on data from the East Java Department of Cooperatives and MSMEs, there are currently about 9 million MSMEs in East Java. Bank Jatim's market share for micro-segment MSME financing is only around 0.7%, which corresponds to approximately 69,743 debtors financed with micro loans. Consequently, the future outlook for Bank Jatim's micro loan business appears promising.

Micro Loans Strategy in 2025

Description of the Micro Loans strategy that will be implemented in 2025 is presented as follows:

1. Diversification of target market
2. Optimalization of People's Business Credit distribution
3. Digitalization of credit process
4. Collaboration with off taker in agriculture sector, fisheries, and livestock
5. Synergy with government institution
6. Referral rewards

RETAIL AND MEDIUM LOANS

Bank Jatim's Retail and Medium Loans are productive loans with a credit limit of over IDR500 million up to IDR25 billion for the Retail Segment and over IDR25 billion up to IDR50 billion for the Medium Segment. These loans are managed by the Retail and Medium Loans Division.

Retail and Medium Loan Productivity is presented as follows.

Table of Retail and Medium Loan Productivity

(in IDR Millions)

Description	2024	2023	Growth	
			IDR	%
(1)	(2)	(3)	(4) = (2)-(3)	(5) = (4)/(3)
Retail Segment	10,931,531	6,305,177	4,626,354	73.37%
Medium Segment	252,719	330,087	(77,368)	(23.44%)
Total Retail and Medium Loan Distribution	**11,184,250**	**6,635,264**	**4,548,986**	**68.56%**

Total retail and medium loan distribution in 2024 amounted to IDR11.18 trillion, an increase of 68.56% compared to IDR6.64 trillion in the previous year. This increase was primarily driven by the growth in retail loan distribution of 73.37%, or IDR4.62 trillion.

Retail Segment Loans in 2024 amounted to IDR10.93 trillion, an increase of 73.37% compared to the cut-off segmentation in 2023 of IDR6.30 trillion.

Medium Segment Loans in 2024 amounted to IDR252.71 billion, a decrease of 23.44% compared to the cut-off segmentation in 2023 of IDR330.08 billion. One of the factors contributing to the decline was the decrease in Cooperative Credit to Members (KKPA), which fell by IDR69.5 billion compared to the previous year.

Table of Number of Retail and Medium Loan Accounts

(in NoA)

Description	2024	2023	Growth	
			NoA	%
(1)	(2)	(3)	(4) = (2)-(3)	(5) = (4)/(3)
Retail Segment	22,881	13,483	9,398	69.70%
Medium Segment	887	3,719	(2,832)	(76.15%)
Total Retail and Medium Loans	**23,768**	**17,202**	**6,566**	**38.17%**

Total number of retail and medium loans in 2024 was 23,768, an increase of 38.17% compared to 17,202 in 2023. This increase was primarily driven by the growth in retail segment accounts of 69.70%, or 9,398 accounts.

The number of retail segment loans in 2024 was 22,881, an increase of 69.70% compared to 13,483 in 2023. This increase was due to the realization of Bank Jatim Retail Current Account Loans amounting to 2,190 accounts, an increase of 311.65% from the previous year's acquisition of Bank Jatim Retail Current Account Loans.

The number of medium segment loans in 2024 was 887, a decrease of 76.15% compared to 3,719 in 2023. One of the factors contributing to the decline was the decrease in the number of accounts (NoA) for Cooperative Credit to Members (KKPA), which dropped by 2,695 compared to the previous year.

Graph of Retail and Medium Loan Distribution and NoA

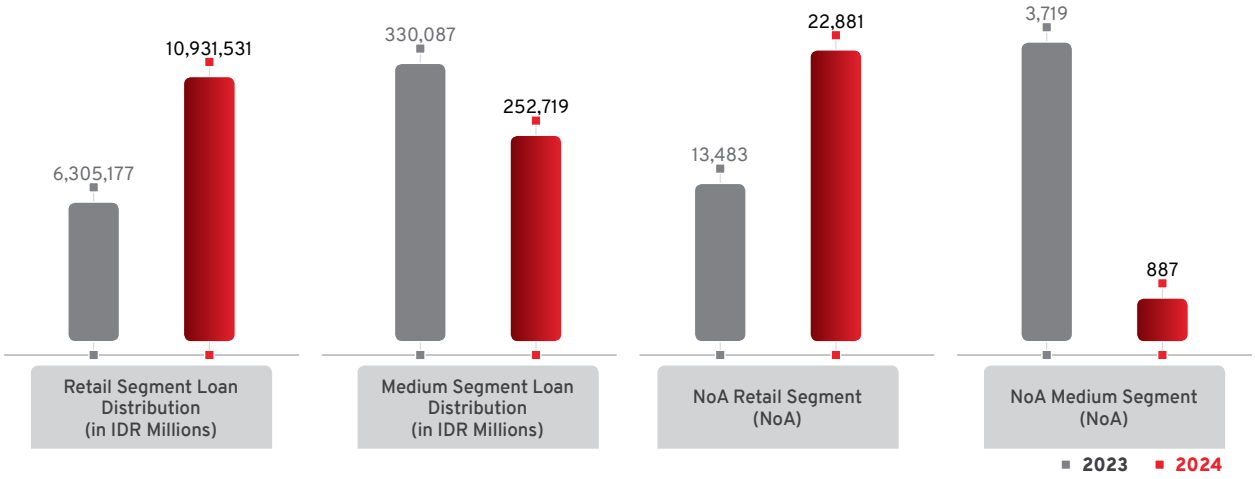

Retail and Medium Loan Strategy 2024

The strategies for Retail and Medium Loans in 2024 are as follows:

1. Entering into cooperation agreements with sugar factories, both state-owned and private.
2. Entering into cooperation agreements with associations of MSME operators in East Java.
3. Collaborating with Ministries, Regional Governments, and other agencies to hold MSME product exhibitions.
4. Collaborating with Ministries, Regional Governments, and other agencies to conduct training and financial literacy for MSMEs.
5. Collaborating with Ministries, Regional Governments, and other agencies to organize business matching activities for MSME products.
6. Involving MSMEs in the Trade Mission Program of the East Java Provincial Government.
7. Creating an MSME Award program.
8. Developing company branding using MSME products.
9. Holding gatherings with Housing/Developer Associations.
10. Holding gatherings with other business associations.
11. Evaluating loan disbursement performance.
12. Promoting the online loan application (Jconnect E-Loan).
13. Promoting loan products through MSME exhibitions.
14. Promoting loan products through Bank social media.
15. Conducting training on loan marketing, loan analysis, and loan monitoring.
16. Conducting training on the use of the loan application.
17. Conducting training on trade finance.
18. Conducting training on legal aspects of lending.
19. Evaluating pricing (rates and tariffs).
20. Evaluating the Loan SOP.
21. Evaluating the E-Loan credit analysis application

Competitive Advantage and Innovation of Retail and Medium Credit

The competitive advantages and innovations of Retail and Medium Credit are as follows:

1. For credit schemes to cooperatives for their members (KKPA) the credit period can be up to 15 years.
2. For BPR linkage schemes the credit period can be up to 15 years.
3. Acceleration of the credit process through application development.
4. Competitive interest rates with competitor banks.
5. Credit installment schemes can be adjusted to the needs of the debtor.

Retail Loan Business Prospects 2025

The Retail Credit Division in 2025 will focus on maximizing the potential of all credit schemes in the Retail Segment. This includes financing for contractors through the Contractor Credit Scheme, particularly for projects funded by APBD/APBN. At the same time, lending to MSMEs will not be overlooked, with Bank Jatim Retail Loans offered through both the Installment and Current Account schemes.

Retail Loan Strategy 2025

The strategy for Retail Loans to be implemented in 2025 is presented as follows:

1. Entering into cooperation agreements with sugar plantation companies, both state-owned and private.
2. Entering into cooperation agreements with associations of MSME operators in East Java.
3. Entering into cooperation agreements with Developer Associations.
4. In collaboration with Ministries, Regional Governments, and other agencies, holding MSME product exhibitions.
5. In collaboration with Ministries, Regional Governments, and other agencies, conducting training and financial literacy sessions for MSMEs.
6. In collaboration with Ministries, Regional Governments, and other agencies, organizing business matching activities for MSME products.
7. Including MSMEs in the Trade Mission Program of the East Java Provincial Government.
8. Holding gatherings with Housing/Developer Associations.
9. Holding gatherings with other business associations.
10. Evaluating loan disbursement performance.
11. Conducting training on credit marketing, credit analysis, and credit monitoring.
12. Conducting training on using the loan application.
13. Conducting training on trade finance.
14. Conducting training on the legal aspects of lending.
15. Conducting training on the preparation of financial reports.
16. Conducting training on risk management (credit risk mitigation).
17. Conducting training on procurement of goods and services for government.
18. Evaluating pricing (rates and tariffs).
19. Evaluating the loan SOP.
20. Evaluating the E-Loan credit analysis application.

CORPORATE AND SYNDICATION LOANS

Bank Jatim Corporate Loans are productive loans with a credit limit of over IDR50 billion for the Corporate Segment. These loans are managed by the Corporate and Syndication Credit Division.

Productivity of Corporate and Syndication Loans is presented as follows.

Table of Productivity of Corporate and Syndication Loans

(in IDR Millions)

Description	2024	2023	Growth	
			IDR	%
(1)	(2)	(3)	(4) = (2)-(3)	(5) = (4)/(3)
Corporate and Syndication Segment	7,377,495	6,766,222	568,427	8.35%

Total distribution of Corporate Loans in 2024 amounted to IDR7.38 trillion, an increase of 8.35% compared to IDR6.76 trillion in 2023. This was driven by growth in general investment and syndication loan distribution.

Table of NoA of Corporate and Syndication Loans

(in NoA)

Description	2024	2023	Growth	
			NoA	%
(1)	(2)	(3)	(4) = (2)-(3)	(5) = (4)/(3)
Corporate and Syndication Segment	105	108	(3)	(2.78%)

Total number of Corporate and Syndication Loans in 2024 was 105 NoA, a decrease of 2.78% compared to 108 NoA in 2023. This decline was caused by several loan accounts for KKPA being repaid.

Graph of NoA and Corporate & Syndication Loan Distribution

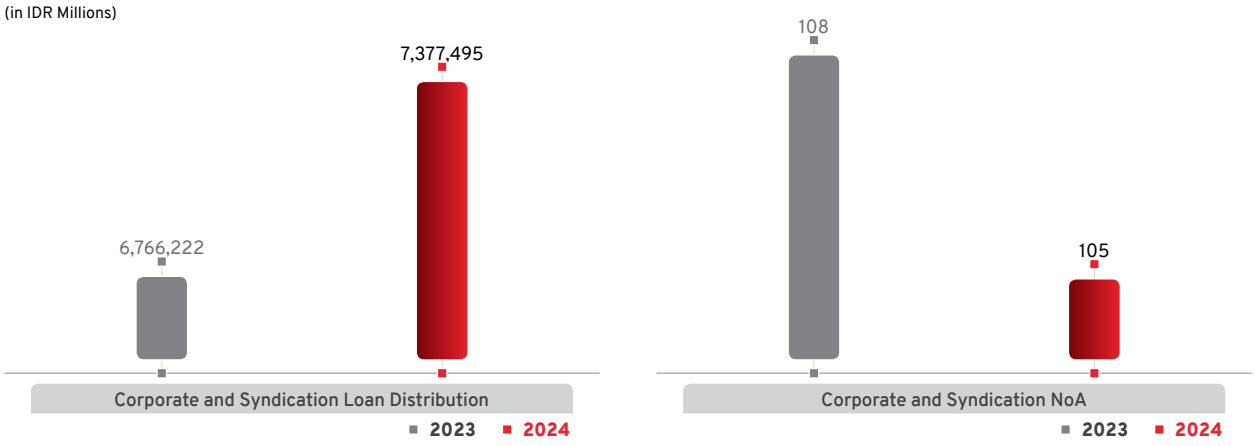

Corporate and Syndication Loan Strategy 2024

The strategy executed by the Commercial, Corporate, and Syndication Loan Division in 2024 is presented as follows:

1. Building an organized and visualized sales pipeline.
2. Providing stimulus for credit restructuring and credit monitoring.
3. Collaborating with other banks to provide Syndication financing for government projects as well as prospective private enterprises.
4. Participating in green financing (environmentally friendly based).
5. Enhancing the prospect of the Number of Accounts (NoA) in potential sectors by:
   a. Mapping potential sectors based on sector characteristics where there is potential and smooth cash flow.
   b. Approaching debtors to join debtor business associations and obtaining a list of prospective debtors.
   c. Making proposals to SOEs/BUMD and private companies.
6. Conducting socialization on the updated SOP of the Corporate & Syndicated Loans Division and organizing training sessions to improve the skills of personnel in the field.

Competitive Advantage and Innovation in Corporate and Syndication Loans

Corporate & Syndicated Loans Division has established the following partnerships:

1. Collaborating with companies related to receivables financing using a Supply Chain Finance (SCF) mechanism for vendors or suppliers.
2. Partnering with other financial institutions to provide credit facilities to companies in the export commodities sector.

Corporate Business Prospect 2025

In 2025, the Corporate and Syndication Loans Division will focus on prospecting among state-owned enterprises (BUMN), local governments (PEMDA), BLUD, and private companies within Bank Jatim's working area, leveraging a pipeline built through both bilateral and syndication financing channels.

Corporate Strategy 2025

The strategy for 2025, as formulated by the Corporate and Syndication Loans Division, is outlined as follows:

1. Building an organized and visualized sales pipeline.
2. Providing stimulus for credit restructuring and credit monitoring.
3. Collaborating with other banks to provide syndication financing for government projects as well as prospective private enterprises.
4. Participating in green financing (environmentally friendly based).
5. Enhancing the prospect of the Number of Accounts (NoA) in potential sectors by:
   a. Mapping potential sectors based on sector characteristics where potential and smooth cash flow exist.
   b. Approaching debtors to join debtor business associations and obtaining a list of prospective debtors.
6. Making proposals to SOEs, local governments, BLUD, and private companies.

CONSUMER LOANS

Consumer Loans consisted of Multipurpose Loans, Employee Loans, Cash Collateral Credit (CCC), Motor Vehicle Loans, Property Loans and Gold Backed Loans. A description of each Consumer Loan product is presented in the Profiles section of the Products and Services Sub-Chapter in this Annual Report.

Consumer Loan Productivity is described as follows:

Consumer Loan Productivity Table

(in IDR Millions)

Description	2024	2023	Growth	
			IDR	%
(1)	(2)	(3)	(4) = (2)-(3)	(5) = (4)/(3)
Multiguna Loan	28,132,911	25,193,188	2,939,723	11.67%
Employee Loan	1,946,391	2,023,504	(71,113)	(3.51%)
Deposit Credit (Cash Collateral Credit)	78,613	773,812	(695,199)	(89.84%)
Motor Vehicle Loan	711,530	330,692	380,838	115.16%
Gold Collateral Loan	10,744	6,828	3,916	57.35%
Property Loan	2,487,932	1,928,019	559,913	29.04%
Total Consumer Loan Distribution	**33,368,121**	**30,256,043**	**3,112,078**	**10.29%**

Total Consumer Loan in 2024 reached IDR33.37 trillion, an increase of 10.29% compared to 2023 which was IDR30.26 trillion. The increase mainly came from the growth of Multiguna Loan by 11.67% or IDR2.94 trillion. When viewed from the percentage of growth, motor vehicle loan recorded the highest growth at 115.16% while Cash Collateral Loan decreased by 89.84% and Employee Loan also decreased by 3.51%.

Number of Loan Debtors Consumer Table

(in Debtors)

Description	2024	2023	Growth	
			Debtors	%
(1)	(2)	(3)	(4) = (2)-(3)	(5) = (4)/(3)
Multiguna Loan	308,567	269,038	39,529	12.81%
Employee Loan	7,283	6,931	352	4.83%
Deposit Credit (Cash Collateral Credit)	513	1,166	(653)	-127.29%
Motor Vehicle Loan	4,522	2,784	1,738	38.43%
Gold Collateral Loan	212	202	10	4.72%
Property Loan	9,567	8,713	854	8.93%
Total Consumer Loan Debtors	**330,664**	**288,834**	**41,830**	**12.65%**

In line with the nominal growth of Consumer Loan, the number of Bank Jatim Consumer Loan debtors in 2024 was recorded at 330,664 debtors, an increase of 41,830 debtors or 12.65% compared to 2023 which was 288,834 debtors. The increase in the number of debtors mainly came from the growth of debtors from Multiguna Loan which was 39,529 debtors.

Consumer Loan Distribution and Debtors Graph

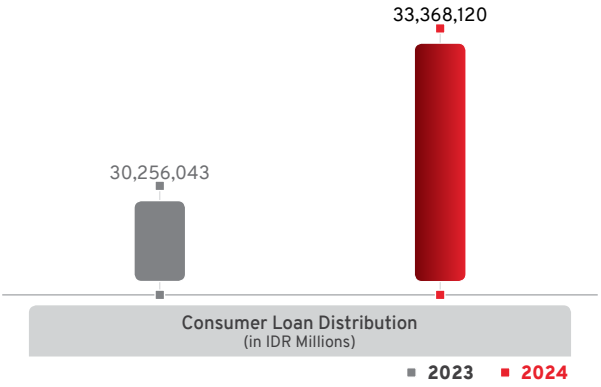

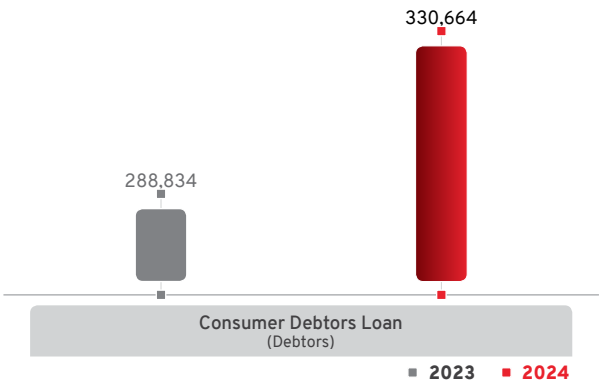

The description of each Consumer Credit and Property productivity is outlined below:

Multiguna Loan

Multiguna Loan in 2024 amounted to IDR28.133 trillion, an increase of IDR2.94 trillion or 10.45% compared to 2023 of IDR25.19 billion. The number of Multiguna Loan debtors increased by debtors or 12.81% from 269,038 debtors in 2023 to 308,567 debtors in 2024

Employee Loan

Employee Loan in 2024 amounted to IDR1.946 trillion, a decrease of IDR77 billion or 3.96% compared to 2023 of IDR2.023 trillion. The decrease in outstanding was due to the absence of interest rate reduction stimulus since 2020, considering that the scheme is in kind in the form of employee facilities that tend not to be profit-oriented. The number of Employee Loan debtors increased by 352 debtors or 4.83% from 6,931 debtors in 2023 to 7,283 debtors in 2024.

Deposit Credit (Cash Collateral Credit)

Cash collateral credit in 2024 amounted to IDR78.61 billion, a decrease of IDR695.19 billion or 884.33% compared to 2023 of IDR773.81 billion. The number of cash collateral credit debtors decreased by 653 debtors or 127.29% from 1,166 debtors in 2023 to 513 debtors in 2024.

Motor Vehicle Loan

Motor Vehicle Loan in 2024 amounted to IDR711.53 billion, an increase of IDR380.63 billion or 53.52% compared to IDR330.69 billion in 2023. The number of Motor Vehicle Loan debtors increased by 1,738 debtors or 38.43% from 2,784 debtors in 2023 to 4,522 debtors in 2024.

Gold Collateral Loan

Gold Collateral Loan in 2024 amounted to IDR10.74 billion, an increase of IDR3.92 billion or 36.45% compared to IDR6.83 billion in 2023. The number of Gold Collateral Loan debtors increased by 10 debtors or 4.72% from 202 debtors in 2023 to 212 debtors in 2024. The scheme can *de jure* be implemented in all Bank Jatim work areas, but in fact, the scheme only has 2 (two) market share areas in the Kangean and Bawean branches. This has an impact on the decline in outstanding Gold Collateral Loan.

Property Loan

Property Loan in 2024 amounted to IDR2.49 trillion, an increase of IDR559.91 billion or 22.51% compared to 2023 of IDR1.93 trillion. The number of Property Loan debtors increased by 854 debtors or 8.93% from 8,713 debtors in 2023 to 9,567 debtors in 2024.

Consumer Loan Strategy 2024

The description of the Consumer Loan strategy for 2024 is as follows:

1. Focus on expansion to selected Regional Government Organizations (OPD).
2. Optimization of Internal Database using Pipeline Management application.
3. Digitalization (E-Kmg V2 and paylater).
4. AO Incentive Program for Multiguna Loan realization.
5. Internal (employee) and external (general public) Multiguna Loan Referral Reward Program.
6. Multiguna Loan Marketing Executive Program.
7. Development of KKPD phase 2 (two) to maximize transactions and Regional Government spending budget.
8. Multiguna Loan Umrah Lottery Program Phase-1.

Meanwhile, to maximize profits from property investment in 2024, several strategies that can be implemented include:

1. Property loan interest rate promotion.
2. Cashback on property loan provision fees.
3. Gathering of developers and property agents.
4. October stimulus program Multiple benefits (OKB) installment subsidies.
5. Collaboration with developers and property agents and developer associations.
6. Rewards for property loan account officers.
7. Exhibition and Expo Semarak Lelang.

Competitive Advantage and Innovation in Consumer Loan

The competitive advantages and innovations of Consumer Loan are as follows:

1. For the multiguna loan scheme, debtors are given a reward program to perform the Umrah pilgrimage.
2. For the multiguna scheme, it also provides referral rewards for internal banks (employees) and external (bank customers) to increase the growth of multiguna loan.
3. Various rewards for prospective debtors ranging from cashback on provision fees, installment subsidies and interest rate promos.
4. Providing stimulus to improve account officer performance with various rewards given in order to increase consumer loan growth.
5. Acceleration of the loan process through application development.
6. Competitive interest rates with competitor banks.

Consumer Loan Business Prospects in 2025

In 2025, the focus will be to maximize expansion to selected Regional Apparatus Organizations (OPD) that still have great potential, such as the Education Office, Health Office, Regional Civil Service Agency, Hospitals, State Universities (PTN) and Private Universities (PTS). The Consumer Loan Division will also focus on developing digital products to accelerate business processes and accommodate the needs of flexible payments from the community and the shift in the trend of using quick pay from credit cards to pay later.

In addition, the business prospects for property loan in 2025 look very promising with several factors supporting the growth of this sector. Stable economic growth and increasing purchasing power are the main pillars for the property sector, because increasing incomes in line with economic growth drive purchasing power, especially for primary needs such as housing. Several property market trends that are predicted to dominate in 2025 include:

1. Stable economic growth and increasing purchasing power are the main pillars for the property sector, because increasing income in line with economic growth drives purchasing power, especially for primary needs such as housing.
2. The increasing demand for housing, especially in urban areas, is one of the main drivers of the high demand for residential property.
3. Rapid infrastructure development, such as toll roads, high-speed trains, and mass transportation, will increase property values in the surrounding area.
4. Digitalization and technology will be one of the main pillars that change the way people search for, buy, and manage property.
5. The focus on sustainability and environmentally friendly housing will be increasingly in demand, along with the increasing public awareness of its importance.

Consumer Loan Strategy 2025

Consumer Loan Strategies to be implemented in 2025 include the following:

1. Focus on expansion to selected Regional Government Organizations (OPD).
2. Optimization of internal database using pipeline management application.
3. Digitalization (E-Kmg V2 and paylater).
4. Cooperation between PTN/PTS (KMG Education).
5. Multiguna loan referral reward incentive program.
6. Optimization of pension and pre-retirement segments by using fronting agent services.
7. Development of KKPD phase 2 (two) to maximize transactions and budget of Regional Government spending.
8. KKB Expo all branches with marketing method of opening stands in strategic places such as Health Office, Education Office, markets and exhibition places in each city.
9. Maximizing profits from property investment in 2025 including through:
    a. In-depth market research to understand market dynamics and current trends.
    b. Selection of strategic locations with good growth prospects and high accessibility.
    c. Portfolio diversification to spread investment across various types of properties and locations.
    d. Paying attention to sustainability aspects for investment in environmentally friendly and sustainable properties.
    e. Several programs that have been prepared by the Consumer Loan Division to maximize the performance of Property Loan in 2025 are described in the following table

Consumer Loan Division Program Table in Maximizing Property Loan Performance in 2025

No	Activity/Program Name	Purpose
1	Property World Cooperation (PKS)	Building an environmental ecosystem for property
2	Gathering, monitoring and evaluation with all branches and partners in each branch area	Optimizing property loan achievement.
3	External marketing recruitment program for referrals.	Increasing property loan realization by utilizing freelance marketing as referrals.
4	Implementation of E-KPR (including scoring credit).	Improving services, developing banking technology and improving business processes
5	Initiating KPR and KKBP promotional programs as follows: a. Cashback by Provisi b. Buy a house with home furnishings as a prize c. Interest rates promotion d. Promotions for takeover debtors	Targeting prospective debtors and KPR and KKBP enthusiasts for the addition of new NOA and outstanding property loans.
6	Adding insurance partners and evaluating insurance that has collaborated.	a. Reducing insurance costs that are too high. b. Evaluating the provisions in the Developer PKS so that they become more competitive for prospective debtors.
7	Proposed new programs/products: a. Extra Benefits KPR b. Instant Approval for Bonafide Developers and Priority Customers	Promotions for loyal debtor segments and priority debtors based on tiering.
8	Addition/change to SOPs related to property products.	To increase the selling power of property loan products
9	Referral reward program according to SOP and ALCO guidelines.	To increase customer lifetime value and customer retention by offering or recommending property loan products to others.

Third Party Funds

Bank Jatim's conventional segment third party funds consist of current accounts, savings and deposits.

Third Party Funds Productivity Graph

(in IDR Millions)

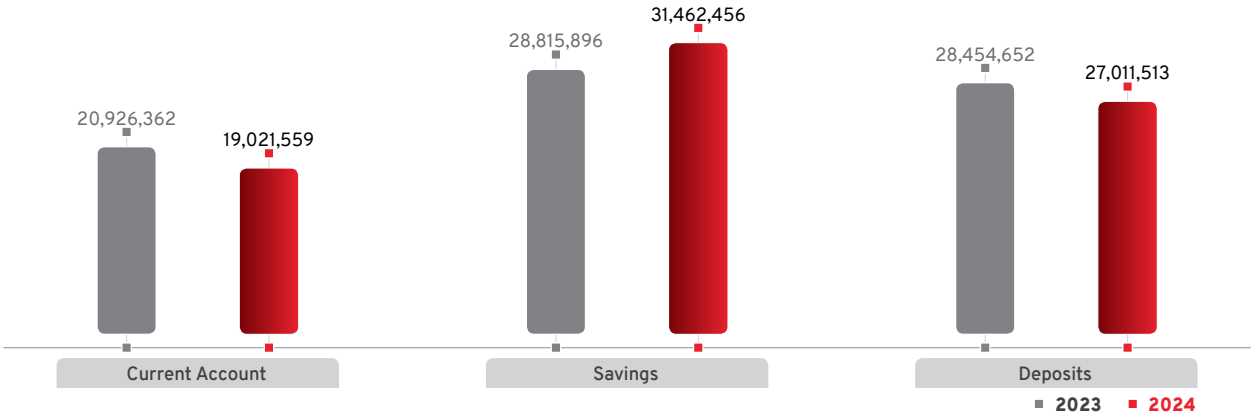

CURRENT ACCOUNT

Giro or current account is a deposit that can be withdrawn at any time by using check/transfer form and other payment order facilities, or by way of transfer. Bank Jatim's current account is online at all of its branches so that withdrawals and deposits can be made at all branches while Bank Jatim's check/ transfer form can be cleared anywhere (Intercity Clearing); Bank Jatim Cuurent Account could also be opened in Rupiah and foreign currency (EUR, JPY, SGD, USD, AUD, HKD, and CNY). Bank Jatim Current Account was available for the public (individuals and companies), as well as for local governments.

Bank Jatim's Current Accounts Productivity is described as follows:

Current Accounts Productivity Table

(in IDR Millions)

Description	2024	2023	Growth	
			IDR	%
(1)	(2)	(3)	(4) = (2)-(3)	(5) = (4)/(3)
Local Government Current Accounts	13,936,739	14,804,571	(867,832)	(5.86%)
General Current Accounts	4,999,722	5,945,579	(945,857)	(15.91%)
Total	**18,936,461**	**20,750,151**	**(1,813,690)**	**(8.74%)**

Current Accounts in 2024 reached IDR18.93 trillion, down by 8.74% compared to 2023 which reached IDR20.75 trillion. The decrease mainly came from General Current Accounts of 15.91% or IDR945.86 billion and Regional Government Current Accounts of 5.86% or IDR867.83 billion.

SAVINGS

Bank Jatim savings consisted of Simpeda Savings, Hajj Savings, Siklus Savings, TabunganKu (My Saving), Student Savings (SIMPEL), Smart Savings (SiPandai) Siklus Nelayan (Sinyal).

Bank Jatim Savings productivityis described as follows:

Table of Savings Productivity

(in IDR Millions)

Description	2024	2023	Growth	
			IDR	%
(1)	(2)	(3)	(4) = (2)-(3)	(5) = (4)/(3)
Simpeda	17,141,838	16,534,451	607,387	3.67%
Siklus	4,595,056	3,914,574	680,483	17.38%
Siklus Prioritas	3,892,196	3,206,809	685,387	21.37%
Hajj Savings	15,596	17,161	(1,565)	(9.12%)
Tabunganku	4,716,114	4,240,336	475,778	11.22%
Simpel Savings	128,964	102,555	26,409	25.75%
Sinyal Savings	390	414	(23)	(5.62%)
Total	**30,490,156**	**28,016,300**	**2,473,856**	**8.83%**

Total Savings in 2024 reached IDR30.49 trillion, an increase of 8.83% compared to 2023 which reached IDR2 8.02 trillion. The increase mainly came from the increase in growth of Siklus Prioritas Savings which reached IDR685.39 billion.

The description of savings performance is presented as follows:

Simpeda

In 2024, the amount of Simpeda Savings is IDR17.14 trillion, an increase of IDR607.39 billion or 3.67% compared to 2023 of IDR16.53 trillion. This is in line with the increase in the number of Simpeda Savings customers, which also increased by 4.45% due to the growth of financial literacy in the regions.

Siklus

The amount of funds collected from the Siklus Savings in 2024 amounted to IDR4.59 trillion, an increase of IDR680.48 billion or 17.38% compared to 2023 of IDR3.91 trillion. This is in line with the increase in the number of Siklus Savings customers, which also increased by 23% due to Bank Jatim's collaboration with the Regional Government for the distribution of Social Assistance funds

and the implementation of the DPK promo program using the Siklus Savings product.

Siklus Prioritas

The amount of funds collected from Siklus Prioritas Savings in 2024 amounted to IDR3.89 trillion, an increase of IDR685.39 billion or 21.37% compared to 2023 of IDR3.21 trillion. This is in line with the increase in the number of Siklus Prioritas Savings customers, which also increased by 20.87% due to the implementation of the DPK Promo Program using Siklus Prioritas Savings Products.

Hajj Savings

The amount of Hajj Savings in 2024 is IDR15.59 billion, down by IDR1.56 billion or 9.12 compared to 2023 which was IDR17.16 billion.

Tabunganku

The amount of funds raised from TabunganKu products in 2024 is IDR4.72 trillion, an increase of IDR475.78 billion or 11.22% compared to 2023 of IDR4.24 trillion. The increase is in line with the number of TabunganKu product customers due to the large number of financially literate enthusiasts in schools.

Simpanan Pelajar (Simpel)

The amount of Student Savings (SIMPEL) in 2024 is IDR128.96 billion, an increase of IDR26.41 billion or 25.75% compared to 2023 of IDR102.55 billion. This is in line with the increase in the number of Student Savings (Simpel) customers due to the increase in promotional programs in the student environment.

Simpanan Nelayan (Sinyal)

The amount of Nelayan Savings (Sinyal) in 2024 is IDR390 million, down by IDR23 million or 5.62% compared to 2023 of IDR414 million. This is in line with the decrease in the number of Sinyal Savings customers considering that the population of fishermen is smaller and people are more interested in Simpeda Savings due to the existence of prize and draws promo.

DEPOSITS

Time deposits are the best choice for individuals and companies who want to invest their funds in a safe and reliable place. Funds are guaranteed by the Government through the Deposit Insurance Corporation (LPS) with certain conditions. Time Deposits can be opened in Indonesia Rupiah and Foreign Currency (USD and SGD).

Bank Jatim Deposits productivity is described as follows:

Deposits Productivity Table

(in IDR Millions)

Description	2024	2023	Growth	
			IDR	%
(1)	(2)	(3)	(4) = (2)-(3)	(5) = (4)/(3)
Deposits	27,011,513	28,454,652	(1,443,139)	(5.07%)

Bank Jatim deposits can be used as collateral for loan with competitive interest rates and can be negotiated. Deposits in 2024 reached IDR27.01 trillion, down 5.07% compared to 2023 which reached IDR28.45 trillion. This is in line with the absorption of PEMDA funds for payment of Regional Government projects.

Third Party Fund Strategy in 2024

The description of the strategy for increasing third party funds carried out in 2024 is as follows:

1. Distribution of Assistance Programs with Non-Cash Systems.
2. Implementating a joint commitment between the Governor of East Java, OJK, and the Education Office in East Java in order to open savings accounts for every student in East Java (KEJAR).
3. Implementing literacy and financial inclusion activities in collaboration with OJK and local governments targeting areas with the lowest student account ownership.
4. Optimizing QRIS Implementation through the 0% MDR Promo program, QRIS merchant branding, transaction promos at QRIS merchants, QRIS merchant acquisition events, and sponsorship events.
5. Thematic DPK Promo Programs for priority and non-priority customers include Sincia, Kareem, Customer Get Customer, Top Up Merdeka, Cashpro, Kasih Angpao, Ketupat Lebaran, Jagoann Seri 1, Setia, Jagoann Seri 2, Yes Top Up, Yes Fresh Fund, and Simata.
6. The Simpeda Savings Lottery Program which is held nationally 2 times and regionally 1 time.
7. Participation in Financial Inclusion Month activities organized by OJK.
8. Events sponsorship participation in Bank Jatim's work area.

9. Product and service promotion through social media, outdoor media, and collaboration with influencers in East Java.
10. Optimization of support to branches by actively participating in accelerating the deposit negotiation application process.
11. Branch assistance in approaching corporate customers to explore the potential for fund placement by company management.
12. Branch assistance in approaching corporate customers.
13. Promotional programs for Corporate Current Account (Go-Speed).
14. Optimization of institutional customer cooperation on funding cooperation opportunities such as payment of membership fees, claim payments, distribution of TNI/Polri and ASN pension salaries.
15. Gathering with prospective customers in the private sector with the East Java CEO community.

Competitive Advantage and Innovation of Third Party Funds

1. Financial education and literacy services in the field of education in East Java.
2. Transaction promotional program at Bank Jatim QRIS merchants.
3. Real-time QRIS transaction fund settlement services.
4. Providing added value to customers in the form of lottery programs and cashback promotions to all types of customers.
5. Increasing bonding between customers and Bank Jatim so that it will form a heart-to-heart service to customers.
6. Collaboration with branches in the approach to closing and maintaining corporate customers.

Business Prospect of Third-Party Funds for 2025

The business prospect of third party funds is as follows:

1. Thematic DPK promotional program for both priority and non-priority segment customers.
2. KEJAR (One Student One Account Program.
3. Optimization of QRIS implementation to increase the number of merchants and merchant transactions.
4. Savings Lottery Program.
5. Establishment of new partnerships and maintaining existing relationships with retail and individual customers.
6. Promotional Program for Special Current Account (Go-Speed).
7. Optimization of existing corporate customer potential by expanding coverage from upstream to downstream within the customer ecosystem.

Third-Party Fund Strategies for 2025

The strategies of third party funds to be implemented in 2025 are as follows:

1. Collaborating with the East Java Provincial Government for the Distribution of Aid Programs through a Non-Cash System.
2. Implementing a joint commitment between the Governor of East Java, OJK, and the Education Department of East Java to open a savings account for every student in East Java (KEJAR).
3. Conducting Simpel Day activities and promoting financial literacy and inclusion in collaboration with OJK and governments from local areas with the lowest student account ownership.
4. Participating in Financial Inclusion Month activities organized by OJK.
5. Expanding Financial Services Cooperation in the retail and individual segments through QRIS.
6. Enhancing Bank Jatim's QRIS features, including QRIS Crossborder, *Tuntas*, and CPM.
7. Optimizing QRIS implementation through initiatives such as the 0% MDR Promo Program for selective merchants, QRIS branding merchant, transaction promotions, merchant acquisition events, and sponsorships.
8. Executing a thematic DPK Promotional Program for both priority and non-priority customers.
9. Participating in sponsorships for events within Bank Jatim's operational areas.
10. Implementing a Bank Jatim branding program in collaboration with local governments.
11. Hosting customer gatherings to strengthen relationships and foster a heart-to-heart service approach.
12. Organizing the Simpeda Savings Lottery Program, held nationally twice and regionally once per year.
13. Promoting products and services through social media, radio, outdoor media, and collaborations with influencers in the East Java region.
14. Optimizing support for branches by actively accelerating the process of submitting negotiated deposit applications.
15. Assisting branches in engaging corporate customers to explore potential fund placements by company management.
16. Introducing new savings products with special features tailored to customer needs, including Business Savings and Term Savings.
17. Engaging with potential communities, associations, and markets to explore DPK opportunities, particularly in the corporate sector.
18. Expanding financial services through collaborations with various ministries and departments at both the provincial and district/city levels, reinforcing Bank Jatim's support for East Java's economic development.
19. Collaborating with Business and Non-Business Divisions, as well as branches, to map potential corporate customers.
20. Developing and utilizing payment ecosystems on Bank Jatim's partner e-commerce platforms, including Kompas Gramedia Group, Blibli.com, and JatimBejo.

21. Developing a web-based Regional Finance Electronification system to enhance monitoring efforts for all regional agencies, particularly Bank Jatim.
22. Initiating the centralization of fund management agreements for Regional Business Service Agencies (BLUD), utilizing Bank Jatim's financial service facilities, both through offline services and digital programs.

Other Services

Other services consist of Treasury, International Banking and Bank Jatim Custodian.

TREASURY

In line with Treasury's role as one of the pillars of Bank Jatim's profit growth supported by professional and reliable staff, the Treasury Division continued to improve Treasury business activities. The main role of the Treasury in banking was to maintain adequate bank liquidity and be responsible for managing the bank's assets and liabilities as well as making an optimal contribution to Bank Jatim's profits in the form of interest and non-interest income (fee base income). In its management, banks faced global and domestic markets which moved very dynamically so that they had to always go hand in hand with the latest market developments, especially from a regulatory and business perspective.

Treasury business basically became a complement and balancing the main business of the bank in the field of fundraising and lending as an intermediary institution. Treasury functioned to optimize access to existing funds in various Treasury instruments both in the money market and capital market with yield enhancement motives. Conversely, if funds were needed other than third party funds; the Treasury's role was to seek funds in the market either through interbank loans, repos or issuance of debentures. Bank Jatim Treasury business included money market transactions (money market), securities transactions (fixed income) and foreign exchange transactions (foreign exchange) which are carried out by dealing room units under the Treasury Division. These transactions are interbank conducted with Bank and non-Bank counterparties (securities).

The Treasury Business of Bank Jatim managed portfolio of placements with Bank Indonesia, placements with other banks, securities, and reverse repos. As of December 2024, on a year-on-year (YoY) basis, portfolio management decreased by 24.73%, from IDR36,430 billion in 2023 to IDR27,421 billion in 2024.

Graph of Total Treasury Asset Management

(in IDR Millions)

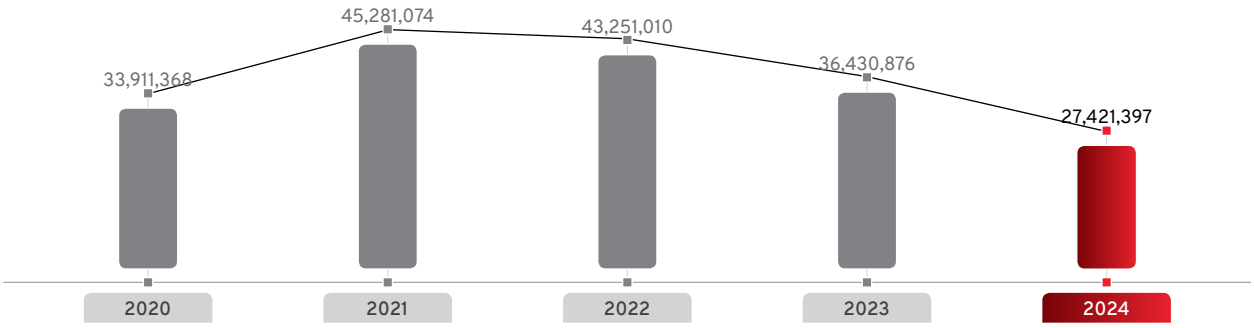

Total Treasury Asset Management Position as of December 2023-2024

(in IDR Millions)

Description	2024	2023	Growth	
			IDR	%
(1)	(2)	(3)	(4) = (2)-(3)	(5) = (4)/(3)
Total Treasury Asset Management	27,421,397	36,430,876	(9,009,478)	(24.73%)

The decline in Treasury asset management led to a year-on-year (YoY) decrease in interest income from investment returns across all Treasury portfolios in 2024 compared to 2023. Despite this decline, the downward trend in interest rates throughout 2024 was effectively leveraged. Throughout the year, Bank Indonesia (BI) adjusted its benchmark interest rate multiple times in response to inflationary pressures and exchange rate volatility. In September 2024, BI lowered its benchmark rate from 6.25% to 6%, maintaining this level until December.

As a result of this decline, the Bank recorded a decrease in Treasury business performance, with interest income totaling IDR1,919 billion in 2024. Additionally, fee-based income from foreign exchange transactions (Telegraphic Transfers and Bank Notes) and securities gains contributed IDR26.10 billion, marking a 63% increase amounting to IDR9.6 billion in 2023. This brought the total Treasury income to IDR1,946 billion in 2024.

Table of Treasury Productivity 2023-2024

(in IDR Millions)

Description	2024	2023	Growth	
			IDR	%
(1)	(2)	(3)	(4) = (2)-(3)	(5) = (4)/(3)
Placement with Bank Indonesia	-	1,000	(1,000)	(100.00%)
Placement with Other Banks	1,068	3,914	(2,846)	(72.71%)
Securities	16,498	15,282	1,216	7.96%
Reverse Repo Receivables	607	6,234	(5,627)	(90.26%)
Repo Obligations	9,170	8,230	940	11.42%
Borrowing	78	1,770	(1,692)	(95.59%)
Total	**27,421**	**36,430**	**(9,009)**	**(24.73%)**

Uncertainty in geopolitical relations between major economies can trigger a global economic downturn through conflicts, trade disputes, shifts in international political dynamics, and currency fluctuations. Exchange rate volatility significantly impacts a country's import and export competitiveness. Meanwhile, fluctuations in global commodity prices, such as oil, metals, and agricultural products, pose substantial challenges to the Treasury Division. Throughout 2024, Bank Indonesia lowered the BI 7-Day Reverse Repo Rate (BI7DDR) by 25 basis points, from 6.25% to 6.00% by year-end. These economic shifts had a direct impact on Treasury activities, both globally and domestically. The annual decline in Treasury income was primarily driven by a decrease in total Treasury asset management, many of which were reallocated in 2024 to lending, which offered higher yields than Treasury's yields. Additionally, market risk management remained a key focus for Treasury portfolio management in 2024, particularly in response to falling interest rates, which directly influenced yields and securities prices. To navigate these challenges, the Bank implemented portfolio reprofiling measures while maintaining a strong focus on risk management.

Bank Jatim's liquidity conditions in 2024 experienced a slight decline compared to the previous year but remained ample due to significant growth in credit and financing. To optimize income from idle funds, the Bank continued to allocate the largest portion for securities management in the capital market, as this portfolio offered relatively high yields compared to other instruments. The purchase of securities was primarily aimed at meeting regulatory requirements, including the Macroprudential Liquidity Buffer (PLM) ratio, and the Macroprudential Intermediation Ratio (RIM) also served as a strategic investment instrument to enhance the Bank's interest income.

Bank Jatim efficiently managed liquidity in 2024 by maintaining compliance with Bank Indonesia's regulations on Minimum Statutory Reserves (GWM) and Net Open Position (PDN). The realization of Rupiah GWM as of December 31, 2024 stood at 6.79%, including a 4% GWM incentive, compared to Bank Indonesia's requirement of 9%. Meanwhile, the realization of GWM in foreign exchange as of December 31, 2024 was 9.03%, exceeding Bank Indonesia's minimum requirement of 4%. The Net Open Position (PDN) was 0.64% as of December 31, 2024, still within Bank Indonesia's limit of 20%.

Treasury Competitive Advantage and Innovation

Bank Indonesia develops money market in alignment with the strengthening of its monetary management strategies. Money market development is perfomed across key aspects such as participants, products, pricing, and infrastructure to create integration, interconnectedness, and interoperability. Additionally, repo market development is aligned with the transformation of monetary management through the implementation of primary dealers in monetary operations to reinforce the effectiveness and transmission of Bank Indonesia's monetary policy. To meet the monetary policy targets and prosper at money market development, Bank Indonesia has enhanced monetary operations participation, fostering a well-functioning market and deep money market while serving as a primary dealer to maintain its role as the lender of last resort. As part of this effort, Bank Jatim was appointed as a primary dealer for monetary operations on May 14, 2024. In this role, Bank Jatim actively participates in money market transactions and redistributes liquidity to contribute to the ongoing money market development.

Business Prospect and Strategy of Treasury for 2025

In 2025, Bank Jatim will continue to face challenges in the Treasury business, particularly due to tight liquidity and high cost of fund. Additionally, credit growth is expected to slow, requiring the bank to focus on maintaining credit quality and controlling the non-performing loan (NPL) ratio. Furthermore, interest rate changes in both the United States and Indonesia may impact liquidity conditions and credit growth. These factors could increase geopolitical uncertainty, affecting global economic stability and business growth.

To navigate these challenges, banks and financial institutions must adopt the right strategies, such as maintaining credit quality, controlling costs, and enhancing operational efficiency. Additionally, they must remain prepared for changes in the market and global economy. Treasury will continue to play a vital role in optimizing Bank Jatim's business growth through effective liquidity management, fundraising, profit maximization, and increased transaction volumes, which aligns with Treasury's commitment to making positive contributions to the bank. In managing idle funds, Treasury will optimize investments in high-yield instruments by implementing the principle of prudence and particularly maintaining the existing securities portfolio. Furthermore, synergy and partnerships with counterparties will be strengthened to support Treasury business development, all while upholding prudential principles.

To manage liquidity, the Bank focuses on providing short-term liquidity for normalization (up to a three-month tenor) following year-end repos and enhancing liquidity ratios. Meanwhile, to boost fee-based income from foreign exchange transactions, Treasury will actively participate in the development and finalization of mobile cross-currency services. This initiative aims to increase transaction volumes, generate fee-based income, and expand the Bank's market share through the optimization of Treasury products and services, fostering sustainable business growth. Additionally, in adherence to the principle of prudence, the Treasury Division will launch a program to upgrade banknote detectors with the latest software.

INTERNATIONAL BANKING

International Banking products include remittance transactions, export-import transactions, and domestic L/C transactions. An explanation of each product has been presented in the Products and Services Sub-Chapter Profile section in this Annual Report.

International Banking is managed by International Banking Division. International Banking Devision was formed in July 2023 in accordance with the Decree Number: 061/218/DIR/PRS/KEP dated December 7, 2022 concerning the Organizational Structure and Work Procedure. The International Banking Division has duties and responsibilities to business management In the form of remittance, trade finance, and bank to bank business. For Remittance and Trade Finance business, The Internatinal Banking Division has responsibility for managing the end to process, from marketing to operational processes. To contribute to the company revenue and principle of Corporate Governance, as follows:

Vision:

1. To make Bank Jatim as the first and leading Regional Development Bank (BPD) through the efforts to develop trade finance products (product re-engineering) and comprehensive marketing strategies
2. To create a comprehensive Bank Jatim Remittance service to meet customer needs by paying attention to the speed, accuracy, and security of transactions.

Mission:

1. To create, develop, and maintain Bank Jatim's trade finance and remittance products and services in order to get a comparative and competitive advantage and market acceptance.
2. To build a marketing system capable to drive Trade Finance marketing activities and all Bank Jatim work units as an effort to increase the Bank Jatim's trade finance and remittance business transactions.

3. To provide adequate service in making payments to and from abroad quickly, safely, and at competitive costs.
4. To provide the best remittance service supported by a trusted system.

International Banking productivity is described as follows:

Table of International Banking Productivity

(in IDR Millions)

Description	2024	2023	Growth	
			IDR	%
(1)	(2)	(3)	(4) = (2)-(3)	(5) = (4)/(3)
Remittance Transactions	5,573,056	2,761,382	2,811,674	101.82%
Export-Import Transactions	633,362	302,468	330,894	109.40%
Domestic Letter of Credit (SKBDN)	68,577	55,917	12,660	22.64%

Graph of International Banking Productivity

(in IDR Millions)

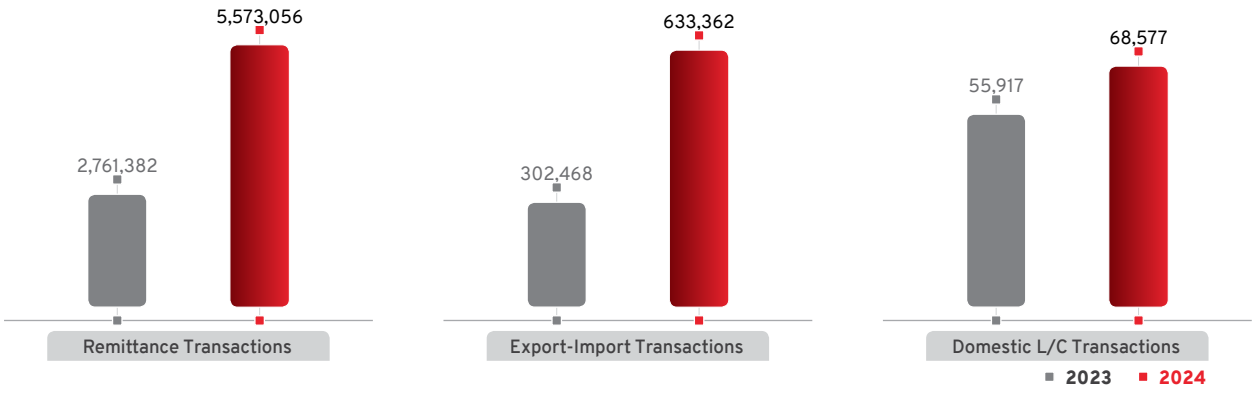

In 2024, the performance of Bank Jatim's trade finance and remittance products continued to grow on a year-on-year (YoY) basis. This reflects the bank's role as a Foreign Exchange Bank in both domestic and international markets, amid improving economic conditions following the global pandemic. Bank Jatim's strategies to navigate this situation and programs in developing human resources have yielded positive results, as evidenced by the strong performance achieved in 2024. The following is a detailed analysis of the growth in trade finance and remittance product performance at Bank Jatim.

- **Remittance Transactions**
  Bank Jatim's remittance transactions in 2024 reached IDR5.57 trillion, a significant increase of 101.82% compared to IDR2.76 trillion in 2023. This growth was driven by the Bank's strategic expansion of remittance corridors and partnerships with new remittance counterparts. Additionally, marketing efforts by Branches, Sub-Branches, and the Business Division at the Head Office played a crucial role in promoting Bank Jatim's foreign exchange products. Furthermore, the Treasury Division contributed to this growth by offering competitive exchange rates, facilitating the acquisition of numerous customers in 2024.

- **Export-Import Transactions**
  Bank Jatim's export-import transactions in 2024 totaled IDR633.36 billion, reflecting a significant increase of 109.40% compared to IDR302.47 billion in 2023. Bank Jatim's human resources, both in marketing and operational units, were well-prepared and capable of marketing and handling export-import transactions under both Letter of Credit (LC) and non-LC arrangements. By adopting a customer-centric approach, marketers provided tailored advice to clients and prospective customers, ensuring they

felt supported and making acquisition and retention more seamless. Additionally, the Treasury Division played a key role in this growth by offering competitive rates, further attracting new customers in 2024.

- **Domestic L/C Transactions**
  Bank Jatim's Domestic L/C transactions in 2024 reached IDR68.58 billion, reflecting an increase of 22.64% from IDR55.92 billion in 2023. Bank Jatim's human resources, both in marketing and operational units, were well-prepared and highly capable of marketing and handling Domestic L/C transactions. By adopting a customer-centric approach, marketers provided tailored advice to clients and prospective customers, ensuring they felt supported and making customer maintenance and acquisition processes more efficient.

International Banking Strategy in 2024

The strategy carried out by International Banking Division as one of Bank Jatim's business divisions is as follows:

1. **Market Intelligence**
   By developing business processes through benchmarking at other banks and conducting customer satisfaction surveys.
2. **Product and Services Development Proposal**
   Carrying out product innovations, updating internal regulations, and penetrating foreign markets (opening new corridors and collaborating with new remittance counterparts).
3. **Third Parties Reciprocal Relation**
   Collaborating with third parties including Remittance Counterparts/Money Transfer Operator (MTO), synergizing with the Department of Manpower, Indonesian Migrant Worker Placement Companies, synergizing with exportimport associations or communities such as GPEI, ECS, ICC, and other Export-Import Associations.
4. **Marketing Action**
   Conducting effective marketing communication to enhance brand awareness, both through specific marketing tools and promotional programs or event sponsorships; actively carrying out internal and external marketing efforts (targeting business units at the Head Office, Branches, Sub-Branches, and prospective customers); and organizing gatherings with stakeholders (in this case, government agencies, Indonesian Migrant Worker communities, MTOs, as well as private institutions and MSMEs engaged in foreign exchange transactions).

   In addition, the Trade Connect Summit 2024 was held, an event featuring exhibitions, business talk shows, and business matching activities, in collaboration with the Ministry of Trade of the Republic of Indonesia, particularly with representatives from overseas trade offices. This initiative successfully attracted potential buyers from five countries: Thailand, Dubai, Malaysia, Taiwan, and Japan. The offline business matching between export-oriented SMEs/IKMs fostered by Bank Jatim and these potential buyers is expected to open opportunities for global market expansion, ultimately improving Bank Jatim's export product performance.

   Furthermore, the collaboration with the Export Center Surabaya, through business matching activities and the shipment of product samples to potential buyers overseas, has also effectively created opportunities for the acquisition of new export-oriented customers

International Banking Competitive Advantage and Innovation

In line with the vision and mission of BPD Jatim, the International Banking Division seeks to make breakthroughs, namely through Foreign Exchange Pendulum Village and J-Export and Trade Assistance (JXTA) programs, as well as collaboration with Remittance Counterparts/Money Transfer Operator (MTO) as a way to develop MSMEs in East Java and provide assistance for Indonesian Migrant Workers abroad with transactions to send/receive funds from/to Indonesia. It is hoped that in the coming year there will be an increase in foreign exchange transactions through Bank Jatim. It is expected that foreign exchange transactions through Bank Jatim will continue to grow in the coming year.

Business Prospect and Strategy of International Banking for 2025

By the end of December 2024, the total volume of foreign exchange transactions at Bank Jatim, including remittance, export-import, and Domestic L/C transactions, reached IDR6.27 trillion, approximately 195.25% of the target set for 2024. This achievement highlights the potential for further growth in foreign exchange transactions, particularly by strengthening the capacity of MSMEs in East Java to engage in direct exports. Seizing new opportunities by facilitating business matching and pitching sessions with potential buyers and Foreign Trade Representatives is expected to foster new exporters and transactions. Additionally, collaboration with Ciputra University, a leading institution committed to nurturing young entrepreneurs, is a key strategy for 2025. Bank Jatim will introduce its export-import services to the students early on to cultivate a new generation of export-oriented entrepreneurs. This strategy aims to instill Bank Jatim's services in the minds of these young entrepreneurs, ensuring continued engagement as they establish their own enterprises or take over family businesses, which ultimately serves as a strategic investment for Bank Jatim.

Additionally, Bank Jatim aims to expand partnerships with Remittance Counterparts/Money Transfer Operators (MTO) to establish new remittance transaction corridors from abroad. This includes exploring the potential for opening new

nostro accounts to enable transactions in additional foreign currencies. Furthermore, the development of Outbound Jconnect Remittance is a key strategic initiative for enhancing Bank Jatim's remittance services, with plans to integrate it into the Bank's digital mobile banking platform.

BANK JATIM CUSTODIAN

Treasury Business PrBank Jatim obtained an operating permit for custodian services from the Otoritas Jasa Keuangan (OJK) under the letter No. S4/ PM.2/2019 dated January 29, 2019. Bank Jatim Custodian is part of the Funds and Services Division, Retail and Individual Funds and Services Sub-Division, the services provided include:

1. Safekeeping and administration of Securities (corporate bonds, medium term notes, negotiable certificates of deposit, sukuk, etc.) in script or scriptless for m.
2. Settlement of sale-purchase transactions of Securities.
3. Management of customer's rights over ownership of securities held so that the rights are effective in the customer's account (corporate action).
4. Proxy at the General Meeting of Shareholders and General Meeting of Bondholders.
5. Sub-Registry to serve investors conducting Securities transactions and investments
6. Submission of reports and information related to securities and/or valuable documents belonging to customers, which are stored and administered by Bank Jatim Custodian.

The productivity of Bank Jatim Custodian is described as follows:

Table of Bank Jatim Custodian Productivity

(in IDR Millions)

Description	2024	2023	Growth	
			IDR	%
(1)	(2)	(3)	(4) = (2)-(3)	(5) = (4)/(3)
Asset Under Custody				
January	2,220,352	1,891,700	328,652	17.37%
February	2,394,326	2,128,700	265,626	12.48%
March	2,574,535	2,063,700	510,835	24.75%
April	2,527,566	2,030,700	496,866	24.47%
May	2,455,290	1,873,144	582,146	31.08%
June	2,501,270	1,918,089	583,181	30.40%
July	2,471,387	2,065,102	406,285	19.67%
August	2,446,413	1,766,159	680,254	38.52%
September	2,432,591	1,802,449	630,142	34.96%
October	2,319,806	2,220,286	99,520	4.48%
November	2,223,848	2,295,255	(71,407)	(3.11%)
December	2,306,873	2,225,265	81,608	3.67%
Mature Effect	592,550	878,000	(285,450)	(32.51%)
Settled Market Securities	207,000	20,000	178,000	890.00%

Total assets under custody in 2024 reached IDR2.30 trillion, an increase of 3.67% compared to 2023 which reached IDR2.23 trillion. The increase was mainly due to the increase in the number of securities purchase transactions for custodian customers and securities instrument management.

Graph of Bank Jatim Custodian Securities Managed Fund

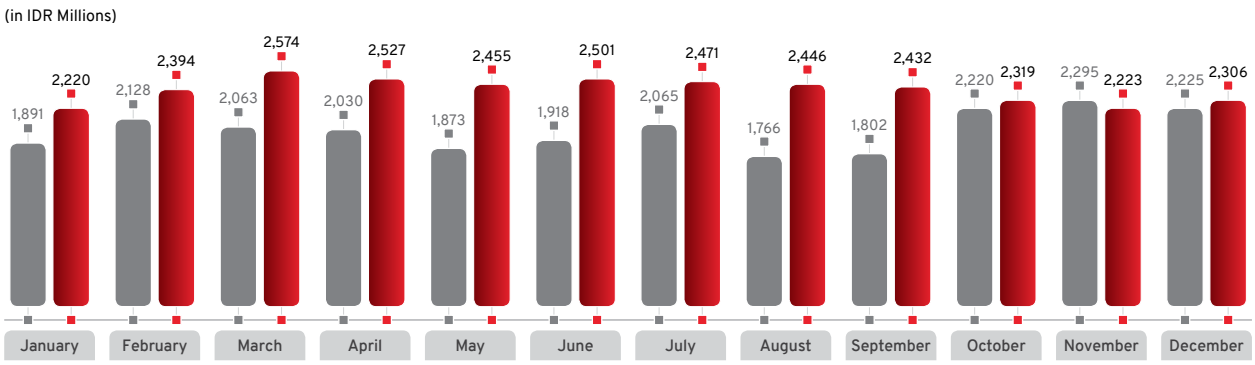

Custodian service customers consist of internal and external customers of Bank Jatim. Internal customers do not directly provide income and profit, but there is cost efficiency for securities that were previously stored by the Treasury Division in other custodian banks.

Bank Jatim Custodian Strategy for 2024

Bank Jatim Custodian's strategy for 2024 is as follows:

1. Updating the core custodian system that can accommodate reconciliation, electronic proxy submission and adjustment to C-Best Next G.
2. Development of the core custodian system related to the custodian customer portfolio inquiry menu facility.
3. Marketing custodian services to fellow BPDs with more competitive storage costs.
4. Marketing custodian services to Pension Fund Foundations in the East Java region with more competitive storage costs.

Bank Jatim Custodian Competitive Advantage and Innovation

Bank Jatim Custodian competitive advantage and innovations include:

1. Competitive safe keeping costs.
2. Provide additional services related to reporting for free.

Bank Jatim Custodian Business Prospects in 2025

The business prospects of Bank Jatim Custodian in 2025 are as follows:

1. Cooperation in custodian services with Bank Business Group (KUB) Bank Jatim
2. Cooperation in custodian services with the Pension Fund Foundation in the East Java region.
3. Cooperation in custodian services with BUMD companies and private companies in the East Java region.
4. Cooperation in custodian services with BPD in Indonesia.

Bank Jatim Custodian Strategy for 2025

The strategies that will be implemented by Bank Jatim Custodian for 2025 are as follows:

1. **Development System**
   a. Updating the core custodian system that can accommodate systematic reconciliation, electronic submission of Corporate Action and proxy and adjustments to the C-Best Next G Application.
   b. Creation of a system to form SID and SRE through the J-Invest application that is synchronized with C-Best. So that the addition of retail custodian customers through the J-Invest application can be realized.
   c. Development of the core custodian system related to the custodian customer portfolio inquiry menu facility. Customers can access their portfolios independently through this facility.
2. **Marketing Action**
   Marketing Custodian services to Institutions, Corporations, Pension Funds in East Java, and to other BPDs. Marketing with an emphasis on competitive service fees compared to other Custodians. Raising brand awareness of Bank Jatim Custodian Services products by conducting promotional events and socialization to Business Units located in all Bank Jatim Branch offices. Holding Gatherings for existing and prospective customers with the aim of increasing custodian managed assets.

Sharia Segmen

Bank Jatim sharia segment consisted of third-party funds/ deposits, financing and services. Network expansion is a supporting factor for the development of the Sharia Business Unit (UUS) of Bank Jatim. Customers can perform banking transactions easily through the UUS network which included 7 (seven) Sharia Branch Offices, 10 (ten) Sharia Sub-Branch Offices, 4 (four) Cash Offices, 8 (eight) Sharia Payment Points, 217 Agents of Laku Pandai Sharia, 196 Sharia Service Offices (KLS), 26 (twenty six) ATM machines, 10 (ten) CRM ATM Machine and 7 Mobile Cash Cars.

Sharia Segment Explanation and Productivity

Third Party Fund Sharia

Sharia third party funds consist of iB Barokah Current Account (Wadi'ah), iB Barokah Current Account (Mudharabah), Simpel iB Savings, TabunganKu iB, Umroh iB Amanah Savings, SiPandai iB Barokah Savings, Santri (Student) Savings, Barokah Savings, iB Barokah Sejahtera Savings, Hajj iB Amanah Savings, Haji iB Amanah Savings, iB Barokah Pension and Barokah Deposits. An explanation of each Sharia Funding product has been presented in the Profiles section of the Products and Services Sub-Chapter in this Annual Report.

The description of Sharia TPF Productivity is presented as follows:

Tabel Produktivitas DPK Syariah

(in IDR Millions)

Description	2024	2023	Growth	
			IDR	%
(1)	(2)	(3)	(4) = (2)-(3)	(5) = (4)/(3)
Current Account iB Barokah (Wadiah)	169,114	174,426	(5,312)	(3.05%)
Current Account iB Barokah (Mudharabah)	40,483	1,786	38,697	2,166.69%
Simple Savings iB	11,783	10,255	1,528	14.90%
TabunganKu iB	67,824	63,673	4,151	6.52%
Umroh iB Amanah Savings	5,758	5,304	454	8.56%
SiPandai iB Barokah Savings	43	16	27	168.75%
Santri (Student) Savings	6,620	1,877	4,743	252.69%
iB Barokah Savings	469,955	354,156	115,799	32.70%
Barokah Sejahtera Savings	11,523	7,917	3,606	45.55%
Hajj iB Amanah Savings	396,790	354,921	41,869	11.80%
IB Barokah Savings Plan	1,953	1,440	513	35.63%
IB Barokah Pension Savings	51	37	14	37.84%
Barokah Deposits	1,745,479	1,626,798	118,681	7.30%
Total	**2,927,376**	**2,602,606**	**324,770**	**12.48%**

The realization of Sharia TPF in 2024 was IDR2.93 trillion, an increase of IDR324.77 billion or 12.48% compared to 2023 of IDR2.60 trillion. The increase in Sharia TPF mainly came from the growth of Current Account iB Barokah (Mudharabah) by 2,166.69% or IDR38.70 billion. Meanwhile, CASA increased by IDR206.01 billion or 7.68% compared to 2023 which was influenced by the addition of outstanding iB Barokah Savings.

Based on the achievement of TPF in 2024, there are three products that experienced a significant increase in outstanding compared to TPF in 2023, namely iB Barokah Savings of IDR115.80 billion, Hajj iB Amanah Savings of IDR41.87 billion and Current Account iB Barokah (Mudharabah) of IDR38.70 billion.

The description of TPF Syariah customers is presented as follows:

Table of Sharia TPF Customers

(in IDR Millions)

Description	2024	2023	Growth	
			IDR	%
(1)	(2)	(3)	(4) = (2)-(3)	(5) = (4)/(3)
Current Account iB Barokah (Wadiah)	1,843	1,689	154	9.12%
Current Account iB Barokah (Mudharabah)	95	8	87	1,087.50%
Simple Savings iB	61,037	53,480	7,557	14.13%
TabunganKu iB	45,633	41,567	4,066	9.78%
Umroh iB Amanah Savings	2,470	2,076	394	18.98%
SiPandai iB Barokah Savings	521	403	118	29.28%
Santri (Student) Savings	28,449	14,997	13,452	89.70%
iB Barokah Savings	57,088	50,478	6,610	13.09%
Barokah Sejahtera Savings	36	69	(33)	(47.83%)
Haji iB Amanah Savings	132,619	129,284	3,335	2.58%
IB Barokah Savings Plan	382	355	27	7.61%
IB Barokah Pension Savings	115	115	-	0.00%
Barokah Deposits	3,216	2,977	239	8.03%
Total	**333,504**	**297,498**	**36,006**	**12.10%**

The growth in the number of TPF is followed by an increase in the number of customers. In 2024, the number of TPF customers of UUS Bank Jatim was 333,504 customers, an increase of 36,006 customers or 12.10% compared to 2023. This increase mainly came from an increase in the number of customers from Santri (Student) Savings.

In general, the number of customers in some of UUS Bank Jatim's TPF products has increased compared to 2023, but only one product has decreased, namely Barokah Sejahtera Savings by 33 customers or 47.83%.

Graph of Growth TPF Sharia

(in IDR Millions)

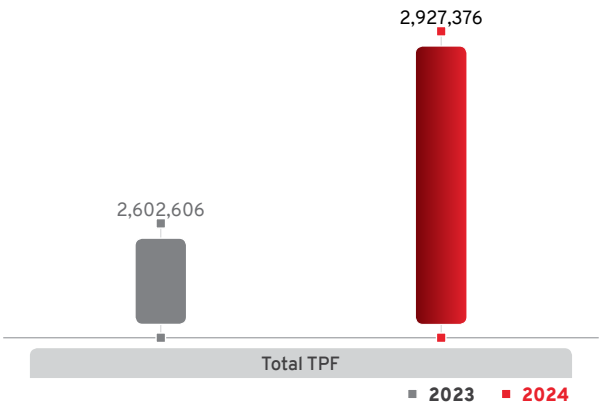

Graph of Growth Funding Sharia Customers

(in Customer)

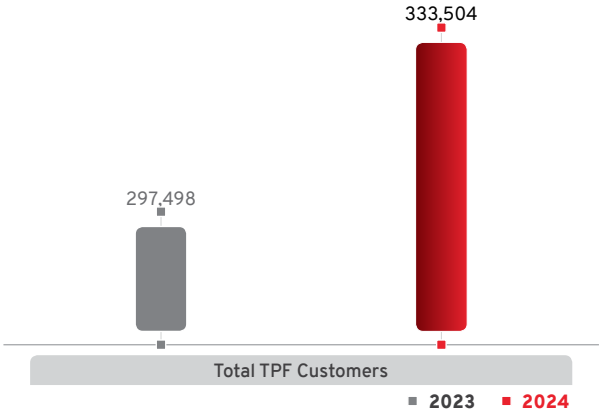

The performance description of each Sharia TPF product is presented as follows:

Current Account iB Barokah (Wadiah)
Current Account iB Barokah (Wadiah) experienced a decrease of IDR5.31 billion or 3.05% from IDR174.43 billion to IDR169.11 billion in 2024. In terms of the number of customers, Current Account iB Barokah (Wadiah) experienced an increase of 154 customers or 9.12% compared to 2023.

Current Account iB Barokah (Mudharabah)
Current Account iB Barokah (Mudharabah) experienced an increase of IDR38.70 billion or 2,166.69% from IDR1.79 billion to IDR40.48 billion in 2024. In terms of the number of customers, Current Account iB Barokah (Mudharabah) experienced an increase of 87 customers or 1,087.50% compared to 2023.

Simple Savings iB
Simple Savings iB increased by IDR1.53 billion or 14.90% from IDR10.26 billion to IDR11.78 billion in 2024. In terms of the number of customers, Simple Savings iB increased by 7,557 customers or 14.13% compared to 2023.

TabunganKu iB
TabunganKu iB experienced an increase of IDR4.15 billion or 6.52% from IDR63.67 billion to IDR67.82 billion in 2024. In terms of the number of customers, TabunganKu iB experienced an increase of 4,066 customers or 9.78% compared to 2023.

Umroh iB Amanah Savings
Umroh iB Amanah Savings increased by IDR454 billion or 8.56% from IDR5.30 billion to IDR5.76 billion in 2024. In terms of the number of customers, Umroh iB Amanah Savings increased by 394 customers or 18.98% compared to 2023.

SiPandai iB Barokah Savings
SiPandai iB Barokah Savings experienced an increase of IDR27 million or 168.75% from IDR16 million to IDR43 million in 2024. In terms of the number of customers, SiPandai iB Barokah Savings experienced an increase of 118 customers or 29.28% compared to 2023.

Santri (Student) Savings
Santri (Student) Savings increased by IDR4.74 billion or 252.69% from IDR1.877 billion to IDR6.62 billion in 2024. In terms of the number of customers, Santri (Student) Savings increased by 13,452 customers or 89.70% compared to 2023.

iB Barokah Savings
Barokah Savings increased by IDR155.80 billion or 32.70% from IDR354.16 billion to IDR469.96 billion in 2024. In terms of the number of customers, Barokah Savings increased by 6,610 customers or 13.09% compared to 2023.

Barokah Sejahtera Savings
Barokah Sejahtera Savings experienced an increase of IDR3.61 billion or 45.55% from IDR7.92 billion to IDR11.52 billion in 2024. In terms of the number of customers, Barokah Sejahtera Savings experienced a decrease of 33 customers or 47.83% compared to 2023.

Hajj iB Amanah Savings
Hajj iB Amanah Savings increased by IDR41.87 billion or 11.80% from IDR354.92 billion to IDR396.79 billion in 2024. In terms of the number of customers, there was an increase of 3,335 customers or 2.58% compared to 2023.

iB Barokah Savings Plan
iB Barokah Savings Plan increased by IDR513 million or 35.63% from IDR1.44 billion to IDR1.95 billion in 2024. In terms of the number of customers, iB Barokah Savings Plan increased by 27 customers or 7.61% compared to 2023.

iB Barokah Pension Savings
iB Barokah Pension Savings increased by IDR14 million or 37.84% from IDR37 million to IDR51 million in 2024. In terms of the number of customers, iB Barokah Pension Savings in 2024 is the same as in 2023.

Barokah Deposits
Barokah Deposits increased by IDR118.68 billion or 7.30% from IDR1.63 trillion to IDR1.75 trillion in 2024. In terms of the number of customers, Barokah Deposits increased by 239 customers or 8.03% compared to 2023.

Sharia Financing

Sharia Financing consists of Consumer, Micro, Retail, Medium and Corporate Financing. Consumer Financing includes Gold iB Barokah, KPR iB Griya Barokah, KPR Sejahtera, Employee Financing, Multipurpose iB Barokah, Gold Ownership iB Barokah, Umroh Bailout Loan iB Maqbulla, Hajj Al Mabrur Bailout Loan, and Consumptive Cash Collateral Financing (CCF). Micro, Retail, Medium and Corporate Financing includes Linkage, General Financing, Contractor Working Capital Financing, Productive Cash Collateral Financing (CCF), and Sharia KUR. Explanations of each Sharia Financing product have been presented in the Profile section of the Product and Services Sub-Chapter in this Annual Report.

The description of Sharia Financing Productivity is presented as follows:

Table of Sharia Financing Productivity

(in IDR Millions)

Description	2024	2023	Growth	
			IDR	%
(1)	(2)	(3)	(4) = (2)-(3)	(5) = (4)/(3)
Consumer Financing				
iB Barokah Gold Mortgage	43,235	24,304	18,931	77.89%
Home Ownership Loans (KPR) Griya Barokah	787,660	735,342	52,318	7.11%
a. Commercial KPR	292,586	265,936	26,650	10.02%
b. Housing Finance Liquidity Facility KPR (FLPP)	495,074	469,406	25,668	5.47%
Employee Financing	145,130	141,989	3,141	2.21%
Multipurpose iB Barokah	59,701	47,338	12,363	26.12%
Gold Ownership (KLE) iB Barokah	1,913	1,412	501	35.48%
Umroh Bailout Loan iB Maqbulla	192	239	(47)	(19.67%)
Hajj Al Mabrur Bailout Loan	0	45	(45)	(100.00%)
Consumptive Cash Collateral Financing (CCF)	1,483	0	1,483	100.00%
Sub Total Consumer	**1,039,314**	**950,669**	**88,645**	**9.32%**
Micro, Retail, Medium, and Corporate				
Linkage	**46,137**	**69,754**	**(23,617)**	**(33.86%)**
a. Cooperative Financing for Members (PKPA)	43,938	61,692	(17,754)	(28.78%)
b. Sharia Rural Bank (BPRS)	2,199	8,062	(5,863)	(72.72%)
General	**1,398,732**	**1,053,351**	**345,379**	**32.79%**
a. Investment	1,167,933	715,899	452,034	63.14%
b. Working Capital	218,045	312,739	(94,694)	(30.28%)
c. Factoring	12,754	24,713	(11,961)	(48.40%)
Contractor	70,836	102,279	(31,443)	(30.74%)
Productive Cash Collateral Financing (CCF)	299	0	299	100.00%
Micro Business Loan (KUR)	110,508	11,805	98,703	836.11%
Sub Total Micro, Retail, Medium, and Corporate	**1,626,510**	**1,237,189**	**389,321**	**31.47%**
Total	**2,665,824**	**2,187,858**	**477,966**	**21.85%**

The total of financing in 2024 was realized at IDR2.67 trillion, an increase of IDR477.97 billion or 21.85% compared to 2023 of IDR2.19 trillion, consisting of existing financing schemes including iB Barokah Gold Mortgage, Home Ownership Loans Griya Barokah, Housing Finance Liquidity Facility KPR (FLPP), Employee Financing, Multipurpose iB Barokah, Gold Ownership (KLE), Hajj Al Mabrur Bailout Loan, Umroh Bailout Loan iB Maqbulla, Consumptive Cash Collateral Financing (CCF), General Financing, Contractor Working Capital Financing, Productive Cash Collateral Financing (CCF), and Sharia KUR. The increase was due to an increase in several Financing Schemes including iB Barokah Gold Mortgage of IDR18.93 billion or 77.89%, Home Ownership Loans (KPR) iB Griya Barokah Financing of IDR26.65 billion or 10.02%, Housing Finance

Liquidity Facility KPR (FLPP) of IDR25.67 billion or 5.47%, Employee Financing of IDR3.14 billion or 2.21%, Multipurpose iB Barokah of IDR12.36 billion or 26.12%, Gold Ownership (KLE) of IDR501 million or 35.48%, Consumptive Cash Collateral Financing (CCF) of IDR1.48 billion or 100.00%, Investment Financing of IDR452.03 billion or 63.14%, Productive Cash Collateral Financing (CCF) of IDR299 million or 100.00%, and Sharia KUR Financing of IDR98.70 billion or 836.11%.

The composition of financing in 2024 was contributed the largest by general investment financing with an outstanding value in 2024 of IDR1.17 trillion with a percentage increase of 63.14% from 2023, while the composition of general investment financing to the total outstanding was 43.81%. In this investment financing, the Sharia Business Unit (UUS) of Bank Jatim collaborated with Persyarikatan Muhammadiyah in order to distribute financing to the Muhammadiyah Business Association (AUM), in addition to also participating in the syndication financing of PT Indah Kiat Pulp & Paper, Tbk, the construction of the Pasuruan-Probolinggo Toll Road through PT Transjawa Paspro Toll Road, the Semarang-Demak Toll Road through PT Pembangunan Perumahan Semarang Demak, and other Toll Road Businesses. Then the second largest financing is the Housing Financing Liquidity Facility (FLPP) KPR Financing which is still the main focus of financing distribution to Low-Income Communities (MBR) because UUS Bank Jatim is involved in supporting the Government's program in distributing subsidized housing financing, which in 2024 its achievements were also very satisfying. The outstanding value of the Housing Financing Liquidity Facility (FLPP) KPR in 2024 was IDR495.07 billion with a percentage increase of 5.47% from 2023, while the composition of KPR-FLPP to the total outstanding was 18.57%.

The description of Sharia Financing customers is presented as follows:

Table of Sharia Financing Customers

(in IDR Millions)

Description	2024	2023	Growth	
			IDR	%
(1)	(2)	(3)	(4) = (2)-(3)	(5) = (4)/(3)
Consumer Financing				
iB Barokah Gold Mortgage	1,851	1,379	472	34.23%
Home Ownership Loans (KPR) Griya Barokah	5,669	5,314	355	6.68%
a. Commercial KPR	1,263	1,250	13	1.04%
b. Housing Finance Liquidity Facility KPR (FLPP)	4,406	4,064	342	8.42%
Employee Financing	563	513	50	9.75%
Multipurpose iB Barokah	684	667	17	2.55%
Gold Ownership (KLE) iB Barokah	169	146	23	15.75%
Umroh Bailout Loan iB Maqbulla	9	9	0	0.00%
Hajj Al Mabrur Bailout Loan	0	2	(2)	(100.00%)
Consumtive Cash Collateral Financing (CCF)	4	0	4	100.00%
Sub Total Consumer	**8,949**	**8,030**	**919**	**11.44%**
Micro, Retail, Medium, and Corporate				
Linkage	**157**	**185**	**(28)**	**(15.14%)**
a. Cooperative Financing for Members (PKPA)	156	182	(26)	(14.29%)
b. Sharia Rural Bank (BPRS)	1	3	(2)	(66.67%)

Description	2024	2023	Growth	
			IDR	%
(1)	(2)	(3)	(4) = (2)-(3)	(5) = (4)/(3)
General	**942**	**750**	**192**	**25.60%**
a. Investment	349	287	62	21.60%
b. Working Capital	582	448	134	29.91%
c. Factoring	11	15	(4)	(26.67%)
Contractor	54	109	(55)	(50.46%)
Productive Cash Collateral Financing (CCF)	1	0	1	100.00%
Micro Business Loan (KUR)	1,069	97	972	1002.06%
Sub Total Micro, Retail, Medium, and Corporate	**2,223**	**1,141**	**1,082**	**94.83%**
Total	**11,172**	**9,171**	**2,001**	**21.82%**

Graph of Growth Sharia Financing

(in IDR Millions)

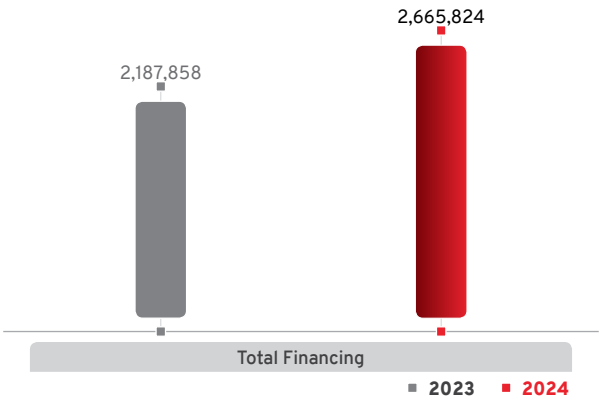

Graph of Growth Sharia Financing Customers

(in Customer)

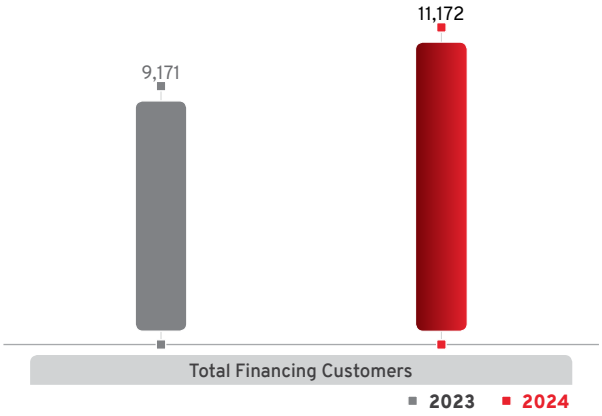

The performance description of each Sharia Financing product is presented as follows:

1. **Consumer Financing**
   a. **iB Barokah Gold Mortgage**
      During 2024, there was an increase in financing distribution through iB Barokah Gold Mortagage reaching IDR18.93 billion or 77.89% from IDR24.30 billion in 2023 to IDR43.24 billion in 2024. Meanwhile, Pawn Financing customers increased by 472 customers from 1,379 customers in 2023 to 1,851 customers in 2024.
   b. **Home Ownership Loans (KPR) iB Griya Barokah**
      The composition of KPR Bank Jatim UUS is KPR Griya Barokah (Commercial) and KPR FLPP. The total outstanding KPR Griya Barokah in 2024 is IDR787.66 billion, an increase of 7.11% from the financing in 2023 of IDR735.34 billion. In 2024, the distribution of Commercial KPR increased by 10.02% or nominally IDR26.65 billion from 2023, likewise for the distribution of FLPP KPR increased by 5.47% or nominally IDR25.67 billion from 2023. As for the number of customers in the distribution of KPR Financing, there was an increase for KPR Giriya Barokah by 355 customers, Commercial KPR increased by 13 customers, and for FLPP KPR also increased by 342 customers.

c. **Multipurpose iB Barokah**
During 2024, UUS Bank Jatim recorded an increase in the distribution of Multipurpose iB Barokah financing of IDR12.36 billion or 26.12%, namely from a nominal amount of IDR47.34 billion in 2023 to IDR59.70 billion in 2024. As for customers in the distribution of Multipurpose Financing, there was also an increase of 17 customers, which was originally 667 customers in 2023 to 684 customers in 2024.

d. **Ownership of iB Barokah Gold**
During 2024, there was an increase in financing distribution through Gold Ownership (KLE) of IDR501 million or 35.48% from a nominal of IDR1.41 billion in 2023 to IDR1.91 billion in 2024. Meanwhile, the number of iB Barokah Gold Ownership financing customers increased by 23 customers from 146 customers in 2023 to 169 customers in 2024.

e. **Umroh Bailout Loan iB Maqbulla**
The distribution of Umroh Bailout Loan iB Maqbulla products decreased by 19.67% or IDR47 million from a nominal amount of IDR239 million in 2023 to IDR192 million in 2024. In terms of the number of customers, the distribution of Umroh Bailout Loan iB Maqbulla did not change, namely 9 customers in 2023 and 2024.

f. **Hajj Al Mabrur Bailout Loan**
The distribution of the Hajj Al Mabrur Bailout Loan product decreased in 2024 by 100.00% or IDR45 million from IDR45 million in 2023 to IDR0 in 2024. Specifically for Hajj Bailout Loan financing, there has been no expansion of financing due to government regulations so that there is no increase in financing distribution in 2024.

g. **Consumtive Cash Collateral Financing (CCF)**
During 2024, there was a distribution of new financing products through Consumptive Cash Collateral Financing (CCF) amounting to IDR1.48 billion. As for the number of customers for Consumptive Cash Collateral Financing (CCF) financing, there were 4 customers in 2024.

2. **Micro, Retail, Medium and Corporate Financing,**

a. **Linkage**
During 2024, UUS Bank Jatim has recorded a decrease in financing distribution with a Linkage pattern reaching IDR23.62 billion or 33.86% from IDR69.75 billion in 2023 to IDR46.14 billion in 2024. In terms of the number of customers, Linkage financing distribution also decreased by 28 customers, from 185 customers in 2023 to 157 customers in 2024.

b. **General Financing**
General Financing is financing for businesses, both individuals and legal entities, to meet working capital and/or investment needs. During 2024, UUS Bank Jatim has recorded general financing growth of IDR345.38 billion or 32.79% from IDR1.05 trillion in 2023 to IDR1.40 trillion in 2024. The growth in general financing distribution in terms of the number of customers also increased by 192 customers, from 750 customers in 2023 to 942 customers in 2024.

c. **Contractor Working Capital Financing**
During 2024, UUS Bank Jatim experienced a decrease in the distribution of Contractor Working Capital Financing reaching IDR31.44 billion or 30.74% from IDR102.28 billion in 2023 to IDR70.84 billion in 2024. Meanwhile, the number of Contractor Working Capital Financing customers also decreased by 55 customers from 109 customers in 2023 to 54 customers in 2024.

d. **Productive Cash Collateral Financing (CCF)**
During 2024, there was a distribution of new financing products through Productive Cash Collateral Financing (CCF) amounting to IDR299 million. As for the number of customers of Cash Collateral Financing (CCF) Productive, there was 1 customer in 2024.

e. **Sharia KUR Financing**
During 2024, UUS Bank Jatim recorded an increase in the distribution of Sharia KUR financing of IDR98.70 billion or 836.11%, namely from a nominal of IDR11.81 billion in 2023 to IDR110.51 billion in 2024. As for customers in the distribution of Sharia KUR Financing, there was also an increase of 972 customers, which was originally 97 customers in 2023 to 1,069 customers in 2024.

Other Services - Sharia

The Sharia Treasury business includes money market and securities transactions carried out by the Sharia Treasury Group under the Sharia Business Division. The Sharia Treasury Portfolio facility includes Sharia Bank Indonesia Deposit Facilities FASBIS), Bank Indonesia Sukuk Interbank Deposits (SukBI), Sharia Interbank Mudharabah Investment Certificates (SIMA), Sharia Participation Mutual Funds Limited Liability Securities (RDSPT) and State Sharia Securities (SBSN).

The description of Sharia Treasury Productivity is presented as follows:

Table of Sharia Treasury Productivity

(in IDR Millions)

Description	2024	2023	Growth	
			IDR	%
(1)	(2)	(3)	(4) = (2)-(3)	(5) = (4)/(3)
Sharia Bank Indonesia Deposit Facilities (FASBIS)	265,000	150,000	115,000	76.67%
Bank Indonesia Sukuk Interbank Deposits (SukBI)	420,377	450,000	(29,623)	(6.58%)
Sharia Interbank Mudharabah Investment Certificates (SIMA),	950,000	450,000	500,000	111.11%
Sovereign Sharia Securities (SBSN)	63,000	142,000	(79,000)	(55.63%)
Sharia Corporate Securities	12,000	-	12,000	100.00%
Total	**1,445,377**	**1,217,000**	**228,377**	**18.77%**

Sharia Bank Indonesia Deposit Facilities (FASBIS) is a sharia monetary operation instrument through standing facilities where the Bank places Rupiah funds in Bank Indonesia with the aim of absorbing the Bank's liquidity. In 2024, FASBIS of Bank Jatim Business Unit was recorded at IDR265.00 billion, an increase of IDR115.00 billion or 76.67% from December 2023. The increase was due to the lack of absorption in the money market, so that the remaining idle funds were placed in the Bank Indonesia Absorption Open Market Operation (OPT) instrument.

Bank Indonesia Sukuk Interbank Deposits (SUKBI) is another instrument of Bank Indonesia's Sharia Monetary Operations that functions as a contraction tool to absorb excess liquidity (absorb). This instrument has a tenor option of 7 (seven) days to 12 (twelve) months. During 2024, Bank Jatim's Sharia Business Unit actively participated in the SUKBI auction and became an alternative placement to maintain short-term liquidity positions (under 1 year). In December 2024, Bank Jatim's SUKBI Sharia Business Unit was recorded at IDR420.37 billion, down IDR29.63 billion compared to December 2023. This decrease was due to a shifting strategy or change in strategy from long-term placement to short-term to manage liquidity amidst the tight liquidity trend. In addition, this step was also taken to diversify investment instruments.

Sharia Interbank Mudharabah Investment Certificates (SIMA) is a certificate issued by a Sharia Commercial Bank or Sharia Business Unit which is used as a means of short-term investment in PUAS with a mudharabah contract. The position of SIMA placement of Bank Jatim's Sharia Business Unit as of December 31, 2024 was IDR950.00 billion, an increase of IDR500.00 billion or 111.11% compared to December 2023. The increase in this instrument is the result of a strategy to optimize income while maintaining short-term liquidity.

Sovereign Sharia Securities (SBSN) are securities issued by the Government for the portion of participation in assets with sharia principles that are commonly traded in the capital market and money market. As of December 2024, the types of SBSN owned by the Bank Jatim Sharia Business Unit are Retail Sukuk with the Ijarah Asset to be Leased contract and Project Based Sukuk with the same contract. Overall, the SBSN owned by the Bank Jatim Sharia Business Unit decreased by IDR79.00 billion or 55.63% from IDR142.00 billion in 2023 to IDR63.00 billion. The decrease was due to the Sharia Treasury portfolio diversification strategy, considering the tight liquidity conditions, the decision was taken to shift the long-term portfolio to the short-term portfolio.

Corporate Securities are Securities issued by corporate companies operating in accordance with sharia principles owned by the Sharia Business Unit of Bank Jatim in December 2024 totaling IDR12.00 billion. The purchase of these Corporate Securities was taken in order to meet the provisions of the RIM ratio.

Overall, in December 2024, Sharia Treasury managed funds reached IDR1,445.38 billion or increased by 18.77% from December 2023. Of this achievement, 95.62% were short-term placements, and only 4.38% were long-term placements.

Portfolio Chart and Composition of Sharia Treasury Idle Fund Management in 2024

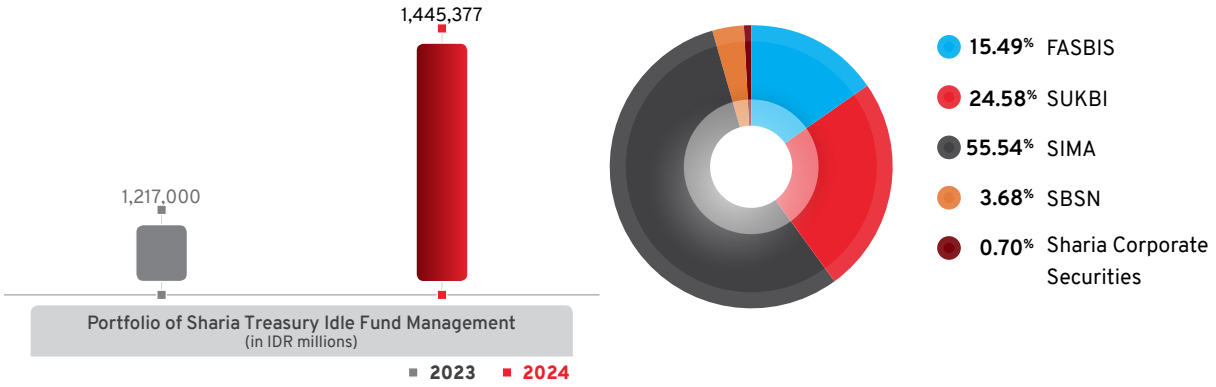

The 5 (five) largest compositions are 55.54% placement in SIMA with a portfolio of IDR950.00 billion, 24.58% in SUKBI investment with a portfolio of IDR420.38 billion, 3.68% in SBSN investment with a portfolio of IDR63.00 billion, 0.70% in Corporate Securities investment with a portfolio of IDR12.00 billion, and 15.49% FASBIS with a portfolio of IDR265.00 billion.

SHARIA SEGMENT STRATEGY IN 2024

The TPF and Sharia Segment Financing strategies implemented in 2024 are as follows:

- **Sharia TPF**
  Sharia TPF strategy through increasing CASA and fee-based income using two strategic approaches, namely maintaining existing customers and acquiring new customers, which are described as follows:
  1. **Existing Customer Maintenance**
     a. **Recall of Dormant/Inactive Customers (Current Account/Savings/Deposits)**
     The mandatory activity carried out by funding officers is to re-communicate with customers who are no longer actively transacting but still have a balance. This is done as an effort to increase the TPF balance as well as cross-selling.
     b. **Improve relations with potential partners and customers on a regular basis**
     Bank Jatim Syariah periodically maintains existing customers and increases partners and potential customers. One of the strategies carried out is that Bank Jatim Syariah supports the East Java Provincial Government program, namely the development of One Islamic Boarding School One Product (OPOP). This was realized in Bank Jatim Syariah's participation in the East Java OPOP Development Coordination Meeting on April 25-26, 2024.
  2. **New Customer Acquisition**
     a. **Implementation of the Barokah Hajj Program**
     Providing rewards to customers who register for the hajj portion in the form of special gifts and providing rewards to the Sharia service office with customers who register the most hajj portions in each semester in 2024.
     b. **The Barokah Sejahtera Savings Program (TBS)**
     The TBS program is an extension program of the previous Barokah Sejahtera Savings (TBS) period (Batch 1-8) which is expected to increase Barokah Savings customers where customers will be able to receive prizes directly by depositing balances within a certain period of time. This TBS extension program is valid from November 2024 to April 2025. The program can also be implemented at the Sharia Service Office.
     c. **Collaborating with the Hajj Financial Management Agency (BPKH) in Increasing Hajj Registration**
     As an effort to increase hajj registrants through iB Amanah Hajj Savings, Bank Jatim Syariah collaborates with BPKH to provide a referral fee of IDR100 thousand for the Hajj Guidance Group (KBIH) who bring their congregation to open an iB Amanah Hajj Savings account while registering for the initial hajj deposit at Bank Jatim Syariah. The referral mechanism uses a reimbursement mechanism to BPKH.
     d. **Launching Cash Waqf Linked Deposit (CWLD) in collaboration with the Indonesian Waqf Movement (GWI) and the Indonesian Waqf House (RWI)**
     Bank Jatim Syariah collaborates with GWI and RWI as an innovative product that combines the concept of cash waqf with sharia investment designed to provide significant social and economic impacts for the community through productive management of

waqf funds. The CWLD launch will be held in August 2024.

e. **Madani Festival (BaniFest) 2024 Barokah Program**
As an effort to increase hajj registrants through iB Amanah Hajj Savings, Bank Jatim Syariah collaborated with the Hajj Financial Management Agency (BPKH) to hold a joint program related to the Young Hajj campaign. The 2024 Young Hajj Savings, in addition to being for students and college students, can also be aimed at the Civil Servant and Government Employees with Work Agreements (PPPK) segments. BaniFest 2024 was held on May 15, 2024.

f. **Signing of the MoU between Bank Jatim and PW Muhammadiyah East Java**
In order to expand the business and strengthen the synergy of business actors, Bank Jatim has collaborated with PW Muhammadiyah East Java by signing the MoU on Financial Services on June 26, 2024.

- **Sharia Financing**
Strategic financing steps which are priority agendas taken in the 2024 period include:
1. Improvement of the acceleration of the Service Level Agreement (SLA) process for financing proposals processed at Branch Offices and Head Offices.
2. Focus on distributing financing to the education/ Islamic boarding school, health, MSME businesses, cooperatives sectors that will become customer-based in mastering the market ecosystem at UUS Bank Jatim.
3. Participate in the success of the government's program in accelerating the construction of 1 (one) million houses by contributing to the distribution of Housing Finance Liquidity Facility (KPR FLPP).
4. Supporting infrastructure development which is the Government's National Strategic Program, including participating in syndication financing for the construction of Toll Roads and other syndication financing. In addition, for this syndication financing, UUS Bank Jatim can optimize the disbursement plan for the remaining syndication financing withdrawal facilities and other financing that has been approved.
5. Optimization of the distribution of Sharia KUR financing in 2024.
6. Proposed margin adjustments according to applicable rates and can compete in the market.
7. Diversifying financing products by distributing Cash Collateral Financing (CCF) in 2024.

SHARIA SEGMENT COMPETITIVE ADVANTAGE AND INNOVATION

Competitive advantage was obtained through sharia contracts that provide choices for the public to transact in sharia and avoid ribawi transactions. However, innovation needed to be created to maintain the convenience of customers who chose sharia transactions, including sharia digital innovation. Through different products and contracts, sharia products could be an alternative for customers in order to increase equitable investment with attractive profit sharing through profit sharing contracts or murabahah contracts with purchase of precious metals as well as being able to help relieve the customers liquidity burden temporarily through the iB Barokah Gold product (gawn gold). It was hoped that with these advantages and innovations, the sharia segment could increase Bank Jatim's market share as a whole and was an entry barrier for other Islamic bank competitors

PROSPECTS AND STRATEGIES OF THE SHARIAH SEGMENT IN 2025

The business prospects and future strategies for 2025 for Sharia TPF and Sharia Segment Financing are as follows:

- **Sharia TPF**
Based on data from the Central Statistics Agency (BPS), Islam is the largest religion in East Java, making it an opportunity for UUS Bank Jatim to improve and develop financial services ranging from Islamic Boarding Schools, Islamic Schools/Schools, Hospitals, Agencies/Institutions, to Mosques. UUS Bank Jatim has a strategy to develop the digitalization of the sharia ecosystem so that in the future the prospects for UUS Bank Jatim's Third Party Funds will be more positive.

  Sharia TPF strategy through increasing CASA and fee-based income by using two strategic approaches, namely maintaining existing customers and acquiring new customers, which are described as follows:

1. **Existing Customer Maintenance**
   a. **Recall of Dormant/Inactive Customers (Current Account/Savings/Deposits)**
   The mandatory activity carried out by funding officers is to re-communicate with customers who are no longer actively transacting but still have a balance. This is done as an effort to increase the TPF balance as well as cross-selling.
   b. **Implementation of the 2025 Tebar Barokah Program**
   The Tebar Barokah program aims to enable customers who own Barokah Savings accounts to increase their account balances. Prizes are given through a point redeem system where customers who are entitled to points are customers with an average balance at the end of the month of 1 (one) million rupiah. Meanwhile, those who are entitled to redeem points are customers who have obtained 500 points.
   c. **Implementation of the 2025 JConnect Mobile Ziswaf Transaction Point Promo Program**
   This Ziswaf Transaction Point Promo Program aims for customers to compete to give alms

(Zakat, Infaq, Sodaqoh, and Wakaf) online through Jconnect Mobile, where each transaction will get certain points and will be accumulated until the period ends. At the end of the period, customers will get attractive prizes.

d. **Gathering with potential partners and customers on a regular basis**
Gathering will be conducted periodically with partners and customers of Bank Jatim Syariah in order to improve and maintain services to customers so as to increase the number of customer transactions at Bank Jatim Syariah.

2. **New Customer Acquisition**
   a. **Barokah Hajj Program**
   Providing rewards to customers who register for the hajj portion in the form of special prizes and providing rewards to the Sharia service office with customers who register the most hajj portions in each semester in 2025.
   b. **Barokah Sejahtera Savings Program (TBS)**
   The TBS program is a program that is expected to increase Barokah Savings customers where customers will be able to receive prizes directly by depositing balances within a certain period of time.
   c. **One Step Millions of Kindness Program (BaniFest) 2025**
   As an effort to improve business, Bank Jatim Syariah conducted a roadshow to all Sharia Branch Offices with several activities related to sharia financial literacy.
   d. **Digitalization of the Sharia Ecosystem**
   Digitalizing the Existing Sharia ecosystem, as well as prospective customers of Bank Jatim Syariah (schools, Islamic boarding schools, hospitals, and others). Digitalization is carried out by utilizing Bank Jatim's digital services or collaboration with partners such as corporate internet banking, customer self service (CSS), Katalis application, Jatim Code QRIS merchant, virtual account, to the development of mobile banking (portion and settlement of Hajj) and Ziswaf.
   e. **Intensification of Increasing Partner Bank Fund Transactions**
      - Synergize with representatives of the Indonesian Waqf Board and Mitra Nazhir for the development of cash waqf and CWLD.
      - Synergize with Umrah Travel and Special Hajj and KBIH in East Java to conduct the Young Hajj and Umrah Movement campaign.
      - Optimization of QRIS and East Java Agents in East Java.

- **Sharia Financing**
East Java has a Muslim majority population and the existence of more than 6 thousand Islamic boarding schools and 51 thousand mosques, making East Java Province one of the strategic areas in the development of sharia economics, especially sharia financing services. In addition, UUS Bank Jatim has a strategy to approach the largest Islamic organizations in Indonesia, namely Muhammadiyah and Nahdlatul Ulama.

The description of the strategy based on the segmentation of Sharia Financing that will be carried out in 2025 is as follows.

1. **Corporate and Syndicated Financing**
In achieving corporate and syndication financing targets, Bank Jatim has set its achievement strategies as follows:
   a. Supporting the development of government infrastructure, Government and Business Cooperation (KPBU) and private through syndication financing and/or carried out bilaterally.
   b. Optimizing financing to the Muhammadiyah Association in order to support business and operational activities of the Muhammadiyah Charity and Muhammadiyah-Owned Enterprises (BUMM).
   c. Optimizing the synergy of Bank Business Groups (KUB) in order to increase the financing portfolio.
   d. Opening financing opportunities in new leading sectors, namely energy and mining through syndication financing mechanisms.
2. **Retail and Medium Segment Financing**
In achieving retail and medium financing targets, Bank Jatim has set its achievement strategies as follows:
   a. Distribution of financing to leading economic sectors that are adjusted to the potential of each work area with a focus on distributing financing to the SME sector, education/Islamic boarding schools, health, construction, and others;
   b. Increasing financing that has long-term benefits for the sustainability of life (green and sustainability financing).
   c. Strengthening risk management and sharia compliance in all services and products by strengthening HR competencies in business units.
   d. Strengthening the database of financing prospect targets as feeder account officers in carrying out activities to achieve performance targets.
3. **Micro Segment Financing**
In achieving the micro financing target, Bank Jatim has set the following achievement strategies:

a. Market segmentation with a focus on segments that have a real need for micro-financing, such as small entrepreneurs in rural areas, the informal sector, and small businesses in urban areas that require working capital.
b. Partnership with Cooperatives, OPOP, and Microfinance Institutions (LKM) through synergistic cooperation that already has local networks and communities to reach more potential customers.
c. Business assistance by providing assistance services for micro customers in terms of helping to manage their business in the financial sector.

4. **Consumer Segment Financing Strategy**
In achieving consumer financing targets, Bank Jatim has set the following achievement strategies:
a. Customer segmentation by identifying potential market segments such as office workers, self-employed, retirees by offering consumer financing according to their needs.
b. Continuous promotional programs by holding promotions at certain moments such as Bank Jatim's anniversary, end of year promotions.

Business Segment Revenue and Profitability

Business segment revenue in 2024 reached IDR5,725,598 million, an increase of 13.58% compared to the previous year which reached IDR5,041,100 million. The increase came from an increase in interest income.

Business segment operating income in 2024 reached IDR1,666,227 million, a decrease of 10.18% compared to the previous year which reached IDR1,855,041 million. The decrease came from an increase in the formation of Credit CKPN.

Table of Business Segment Revenue and Profitability

(in IDR Millions)

Description	2024	2023	Growth	
			IDR	%
(1)	(2)	(3)	(4) = (2)-(3)	(5) = (4)/(3)
Segment income	8,381,809	7,357,284	1,024,525	13.93%
Segment expenses	(2,656,211)	(2,316,184)	(340,027)	14.68%
Segment Income - net	**5,725,598**	**5,041,100**	**684,498**	**13.58%**
Other operating income	1,282,282	648,420	633,862	97.75%
Provision for impairment losses on financial and non-financial assets	(1,287,595)	(694,136)	(593,459)	85.50%
Other operating expenses	(4,054,057)	(3,140,343)	(913,714)	29.10%
Operating Profit	**1,666,227**	**1,855,041**	**(188,814)**	**(10.18%)**
Income from operations Non-operating income (expenses) - net	16,490	37,702	(21,212)	(56.26%)
Tax expense - net	(386,899)	(422,638)	35,739	(8.46%)
Profit for the period	**1,295,818**	**1,470,105**	**(174,287)**	**(11.86%)**
Total assets	**118,142,127**	**103,854,773**	**14,287,354**	**13.76%**

Financial Review

The financial review, described herein, refers to the Financial Statements for the years ended as of December 31, 2024 and 2023, presented in this Annual Report. The Financial Statements has been audited by Public Accounting Firm (KAP) Paul Hadiwinata, Hidajat, Arsono, Retno, Palilingan & Partners and received an opinion "fairly presented in material respects of the financial position of PT Bank Pembangunan Daerah Jawa Timur Tbk as of December 31, 2024 and the financial performance and cash flows for the year ended on that date, in accordance with Financial Accounting Standards in Indonesia.

Financial Performance

Bank Jatim's financial performance consists of the performance of Statement of the Consolidated Financial Position, Statement of the Consolidated Profit and Loss and Other Comprehensive Income and Statement of the Consolidated Cash Flow, presented as follows.

Statement of the Consolidated Financial Position

Tabel Laporan Posisi Keuangan Konsolidasian

(in IDR millions)

Description	2024	2023	Growth	
			IDR	%
(1)	(2)	(3)	(4) = (2)-(3)	(5) = (4)/(3)
ASSET				
Cash	2,867,479	2,652,775	214,704	8.09%
Current accounts with Bank Indonesia	5,584,147	7,971,412	(2,387,265)	(29.95%)
Current accounts with other banks	505,084	491,330	13,754	2.80%
Allowance for impairment losses	(277)	(1,077)	800	(74.28%)
Current accounts with other banks – Net	504,807	490,253	14,554	2.97%
Placements with Bank Indonesia and other banks	1,633,470	5,234,721	(3,601,251)	(68.80%)
Allowance for impairment losses	(1,278)	(5,026)	3,748	(74.57%)
Current accounts with other banks – Net	1,632,192	5,229,695	(3,597,503)	(68.79%)
Spot and forward receivables	1,144	-	1,144	0.00%
Securities	20,367,544	16,323,831	4,043,713	24.77%
Allowance for impairment losses	(3,052)	(511)	(2,541)	497.26%
Securities – Net	20,364,492	16,323,320	4,041,172	24.76%
Marketable securities sold under resale agreement	9,149,544	8,303,663	845,881	10.19%
Receivables from securities purchased under resale agreements	617,860	6,247,318	(5,629,458)	(90.11%)
Other receivables	333,339	275,049	58,290	21.19%
Allowance for impairment losses	(79,003)	(58,656)	(20,347)	34.69%
Other receivables – Net	254,336	216,393	37,943	17.53%

Description	2024	2023	Growth	
			IDR	%
(1)	(2)	(3)	(4) = (2)-(3)	(5) = (4)/(3)
Loans and sharia financing				
- Related parties	112,444	184,817	(72,373)	(39.16%)
- Third parties	75,240,296	54,576,086	20,664,210	37.86%
Total Loans	75,352,740	54,760,903	20,591,837	37.60%
Allowance for impairment losses	(2,113,224)	(1,364,905)	(748,319)	54.83%
Loans – Net	73,239,516	53,395,998	19,843,518	37.16%
Accrued interest incomes	790,520	685,734	104,786	15.28%
Prepaid expenses	206,572	207,452	(880)	(0.42%)
Share Equity	2,568	-	2,568	0.00%
Fixed assets and right of use asset				
Cost	2,980,176	2,110,487	869,689	41.21%
Accumulated depreciation	(1,054,455)	(856,218)	(198,237)	23.15%
Book value	1,925,721	1,254,269	671,452	53.53%
Intangible asset	162,946	23,444	139,502	595.04%
Deferred tax assets, net	438,391	472,123	(33,732)	(7.14%)
Tax receivables	67,274	777	66,497	8,558.17%
Other assets, net	332,618	380,147	(47,529)	(12.50%)
TOTAL ASSETS	**118,142,127**	**103,854,773**	**14,287,354**	**13.76%**
LIABILITY, TEMPORARY SYIRKAH FUNDS, AND EQUITY				
LIABILITY				
Immediate liabilities	914,703	987,604	(72,901)	(7.38%)
Deposits from customers				
- Related parties	12,268,842	12,644,538	(375,696)	(2.97%)
- Third parties	62,787,996	63,205,317	(417,321)	(0.66%)
Total deposits from customers	75,056,838	75,849,855	(793,017)	(1.05%)
Deposits from other banks				
- Related party	44,323	56,694	(12,371)	(21.82%)
- Third party	689,451	2,503,627	(1,814,176)	(72.46%)
Total Deposits from Other Banks	733,774	2,560,321	(1,826,547)	(71.34%)
Liabilities of marketable securities sold under resale agreement	8,780,366	7,915,163	865,203	10.93%
Issued security	102,389	-	102,389	0.00%
Borrowings	1,527,532	596,977	930,555	155.88%

Description	2024	2023	Growth	
			IDR	%
(1)	(2)	(3)	(4) = (2)-(3)	(5) = (4)/(3)
Tax payable	85,316	143,245	(57,929)	(40.44%)
Accrued expenses	442,600	504,748	(62,148)	(12.31%)
Other Liabilities	809,256	779,314	29,942	3.84%
TOTAL LIABILITY	**88,452,774**	**89,337,227**	**(884,453)**	**(0.99%)**
TEMPORARY *SYIRKAH* FUNDS				
Deposits from customers				
- Related party	1,193,291	3,764	1,189,527	31,602.74%
- Third party	13,765,482	2,343,291	11,422,191	487.44%
Total Deposits from Customers	14,958,773	2,347,055	12,611,718	537.34%
Deposits from other banks				
- Related party	-	-	-	0.00%
- Third party	130,541	19,422	111,119	572.13%
Total Deposits from Other Banks	130,541	19,422	111,119	572.13%
TOTAL TEMPORARY *SYIRKAH* FUNDS	**15,089,314**	**2,366,477**	**12,722,837**	**537.63%**
TOTAL LIABILITY AND TEMPORARY SYIRKAH FUNDS	**103,542,088**	**91,703,704**	**11,838,384**	**12.91%**
EQUITY				
Share capital:				
- Series A: IDR250 (full Rupiah) par value per share				
- Series B: IDR250 (full Rupiah) par value per share				
Authorized:				
- Series A: 24.000.000.000 shares				
- Series B: 12.000.000.000 shares				
Issued and fully paid:				
- Series A - 11.934.147.982 shares				
- Series B - 3.081.350.100 shares	3,753,875	3,753,875	-	0.00%
Paid-in capital – Net	532,734	532,734	-	0.00%
Revaluation surplus of fixed assets	788,317	788,049	268	0.03%
Remeasurement of defined employee benefit liability - net of deferred tax	(135,364)	(117,777)	(17,587)	14.93%
Unrealized gain (loss) financial assets measured at fair value through other comprehensive income – net deferred tax	(150,141)	(63,958)	(86,183)	134.75%

Description	2024	2023	Growth	
			IDR	%
(1)	(2)	(3)	(4) = (2)-(3)	(5) = (4)/(3)
Retained Earnings				
General reserve	6,441,453	5,788,041	653,412	11.29%
Unappropriated	1,281,718	1,470,105	(188,387)	(12.81%)
Non-controlling interest over net asset of the consolidated Subsidiary	2,087,447	-	2,087,447	0.00%
TOTAL EQUITY	**14,600,039**	**12,151,069**	**2,448,970**	**20.15%**
TOTAL LIABILITIES, TEMPORARY SYIRKAH, AND SECURITIES	**118,142,127**	**103,854,773**	**14,287,354**	**13.76%**

Graph of Statement of the Consolidated Financial Position

(in IDR millions)

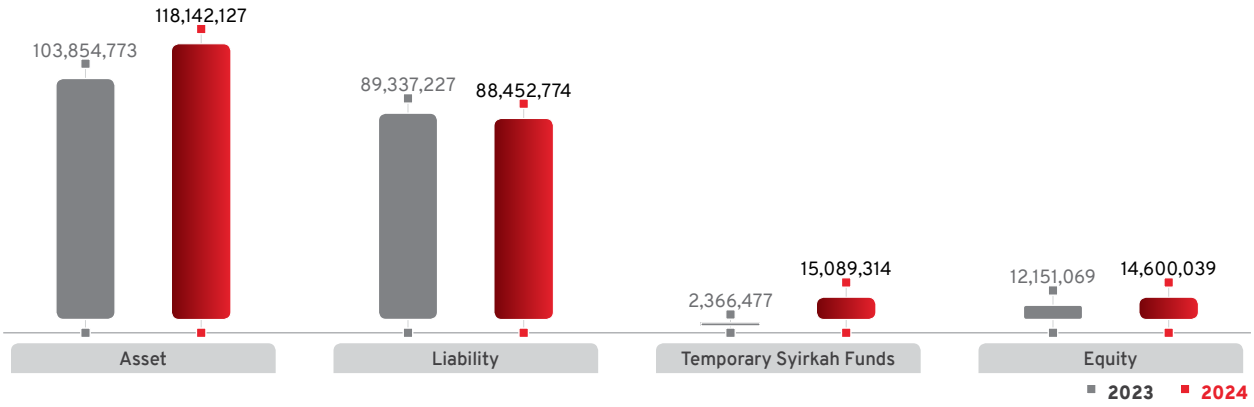

Total Assets

For the fiscal year ending December 31, 2024, Bank Jatim's total assets was IDR118,142,127 million, increasing 13.76% from the previous year as of IDR103,854,773 million. This increase in assets was due to the increase in the provided loans, interest income that would be received, cash, current accounts with other banks, securities, repo securities, other receivables, and the presence of share equity.

Table of Asset

(in IDR millions)

Description	2024	2023	Growth	
			IDR	%
(1)	(2)	(3)	(4) = (2)-(3)	(5) = (4)/(3)
Cash	2,867,479	2,652,775	214,704	8.09%
Current accounts with Bank Indonesia	5,584,147	7,971,412	(2,387,265)	(29.95%)
Current accounts with other banks	505,084	491,330	13,754	2.80%
Allowance for impairment losses	(277)	(1,077)	800	(74.28%)

Description	2024	2023	Growth	
			IDR	%
(1)	(2)	(3)	(4) = (2)-(3)	(5) = (4)/(3)
Current accounts with other banks – net	504,807	490,253	14,554	2.97%
Placements with Bank Indonesia and other banks	1,633,470	5,234,721	(3,601,251)	(68.80%)
Allowance for impairment losses	(1,278)	(5,026)	3,748	(74.57%)
Placements with Bank Indonesia and other banks	1,632,192	5,229,695	(3,597,503)	(68.79%)
Spot and forward receivables	1,144	-	1,144	0.00%
Securities	20,367,544	16,323,831	4,043,713	24.77%
Allowance for impairment losses	(3,052)	(511)	(2,541)	497.26%
Securities – net	20,364,492	16,323,320	4,041,172	24.76%
Marketable securities sold under resale agreement	9,149,544	8,303,663	845,881	10.19%
Receivables from Securities purchased under resale agreements	617,860	6,247,318	(5,629,458)	(90.11%)
Other receivables	333,339	275,049	58,290	21.19%
Allowance for impairment losses	(79,003)	(58,656)	(20,347)	34.69%
Other receivables – net	254,336	216,393	37,943	17.53%
Loans and sharia financing				
- Related parties	112,444	184,817	(72,373)	(39.16%)
- Third parties	75,240,296	54,576,086	20,664,210	37.86%
Total Loans	75,352,740	54,760,903	20,591,837	37.60%
Allowance for impairment losses	(2,113,224)	(1,364,905)	(748,319)	54.83%
Loans – net	73,239,516	53,395,998	19,843,518	37.16%
Accrued interest income	790,520	685,734	104,786	15.28%
Prepaid expenses	206,572	207,452	(880)	(0.42%)
Share Equity	2,568	-	2,568	0.00%
Fixed asset and right of use asset				
Cost	2,980,176	2,110,487	869,689	41.21%
Accumulated depreciation	(1,054,455)	(856,218)	(198,237)	23.15%
Book value	1,925,721	1,254,269	671,452	53.53%
Intangible asset	162,946	23,444	139,502	595.04%
Deferred tax assets, net	438,391	472,123	(33,732)	(7.14%)
Tax receivables	67,274	777	66,497	8,558.17%
Other assets, net	332,618	380,147	(47,529)	(12.50%)
TOTAL ASSETS	**118,142,127**	**103,854,773**	**14,287,354**	**13.76%**

Cash

Cash recorded in 2024 reached IDR2,867,479 million, increasing as of 8.09% than the previous year, which reached IDR2,652,775 million. The increase was from the amount of cash in Rupiah, which increased significantly, and the amount of cash in foreign currencies in this year, which the total decreased.

Table of Cash

(in IDR millions)

Description	2024	2023	Growth	
			IDR	%
(1)	(2)	(3)	(4) = (2)-(3)	(5) = (4)/(3)
Rupiah currency				
Rupiah	2,821,897	2,593,983	227,914	8.79%
Foreign currency				
US Dollar	14,295	26,668	(12,373)	(46.40%)
Saudi Arabia Riyal	14,699	15,436	(737)	(4.77%)
Singapore Dollar	6,841	7,746	(905)	(11.68%)
Malaysia Ringgit	2,909	1,984	925	46.62%
European Euro	2,766	3,113	(347)	(11.15%)
Australia Dollar	1,345	1,414	(69)	(4.88%
UK Pound sterling	1,168	1,128	40	3.55%
Japanese Yen	846	610	236	38.69%
Hong Kong Dollar	471	368	103	27.99%
Chinese Yuan Renminbi	242	325	(83)	(25.54%)
Total foreign currencies	**45,582**	**58,792**	**(13,210)**	**(22.47%)**
Total cash	**2,867,479**	**2,652,775**	**214,704**	**8.09%**

Current Accounts with Bank Indonesia

In 2024, current accounts with Bank Indonesia were IDR5,584,147 million, decreasing 29.95% than the previous year, which reached IDR7,971,412 million. The decrease came from the total current accounts with Bank Indonesia. Also, in Indonesia, the rupiah sectors declined in great number.

Table of Current accounts with Bank Indonesia

(in IDR millions)

Description	2024	2023	Growth	
			IDR	%
(1)	(2)	(3)	(4) = (2)-(3)	(5) = (4)/(3)
Rupiah	5,551,957	7,940,618	(2,388,661)	(30.08%)
US Dollar	32,190	30,794	1,396	4.53%
Total current accounts with Bank Indonesia	**5,584,147**	**7,971,412**	**(2,387,265)**	**(29.95%)**

Current Accounts with other Banks

Current Accounts with Other Banks in 2024 reached IDR504,807 million, increasing as of 2.97% than the previous year, which reached IDR490,253 million. The increase came from the increasing total of current accounts with other banks in rupiah and current accounts with other banks in foreign currencies increased in Japanese Yen and Hong Kong Dollar.

Table of Current Accounts with Other Banks

(in IDR millions)

Description	2024	2023	Growth	
			IDR	%
(1)	(2)	(3)	(4) = (2)-(3)	(5) = (4)/(3)
Rupiah	**433,698**	**336,488**	**97,210**	**28.89%**
Foreign currency				
US Dollar	53,151	78,132	(24,981)	(31.97%)
Singapore Dollar	11,744	64,172	(52,428)	(81.70%)
Euro Europe	2,003	3,104	(1,101)	(35.47%)
Australia Dollar	1,941	3,531	(1,590)	(45.03%)
Chinese Yuan Renminbi	812	4,348	(3,536)	(81.32%)
UK Pound sterling	757	1,112	(355)	(31.92%)
Japanese Yen	572	57	515	903.51%
Hong Kong Dollar	406	386	20	5.18%
Total foreign currencies	**71,386**	**154,842**	**(83,456)**	**(53.90%)**
Total	**505,084**	**491,330**	**13,754**	**2.80%**
Allowance for impairment losses	(277)	(1,077)	800	(74.28%)
Total – Net	**504,807**	**490,253**	**14,554**	**2.97%**

Placements with Bank Indonesia and Other Banks

Placements with Bank Indonesia and Other Banks in 2024 reached IDR1,632,192 million, declining as of 68.79% than the previous year, which reached IDR5,229,695 million. This decrease was due to a decrease in placements with both Bank Indonesia and other banks in the types of deposit facilities, interbank call money in rupiah, and time deposits.

Table of Placements with Bank Indonesia and Other Banks

(in IDR millions)

Description	2024	2023	Growth	
			IDR	%
(1)	(2)	(3)	(4) = (2)-(3)	(5) = (4)/(3)
Deposit facility				
Rupiah	665,000	1,150,000	(485,000)	(42.17%)
Interbank call money				
Rupiah	550,000	3,914,000	(3,364,000)	(85.95%)
Foreign currency	418,470	169,367	249,103	147.08%

Description	2024	2023	Growth	
			IDR	%
(1)	(2)	(3)	(4) = (2)-(3)	(5) = (4)/(3)
Term deposit				
Rupiah	-	1,500	(1,500)	(100.00%)
Total	**1,633,470**	**5,234,867**	**(3,601,397)**	**(68.80%)**
Less:				
Unamortized discount	-	(146)	146	(100.00%)
Total	**1,633,470**	**5,234,721**	**(3,601,251)**	**(68.80%)**
Allowance for impairment losses	(1,278)	(5,026)	3,748	(74.57%)
Total Placements with Bank Indonesia and Other Banks	**1,632,192**	**5,229,695**	**(3,597,503)**	**(68.79%)**

Spot and Forward Receivables

In 2024, spot and forward receivables was IDR1,144 million, increasing than the previous year, which reached IDR0.00 million. This increase was due to an increase in foreign exchange rates with buy-sell swap contracts.

Table of Sport and Forward Receivables

(in IDR millions)

Description	2024	2023	Growth	
			IDR	%
(1)	(2)	(3)	(4) = (2)-(3)	(5) = (4)/(3)
Instrument	**-**	**-**	**-**	**0.00%**
Related to foreign exchange rates	-	-	-	0.00%
Buy-sell swap contract	1,144	-	1,144	0.00%
Total	**1,144**	**-**	**1,144**	**0.00%**

Securities

Securities owned by Bank Jatim in 2024 reached IDR20,364,492 million, increasing as of 24.76% than the previous year, which reached IDR16,323,320 million. This increase was due to the increasing purchase of securities between 1 - 5 years from the previous year.

Table of Securities by Term and Interest Rate

(in IDR millions)

Description	2024	2023	Growth	
			IDR	%
(1)	(2)	(3)	(4) = (2)-(3)	(5) = (4)/(3)
Less than 1 year	5,280,112	11,668,277	(6,388,165)	(54.75%)
1 - 5 years	10,198,511	4,655,554	5,542,957	119.06%

Description	2024	2023	Growth	
			IDR	%
(1)	(2)	(3)	(4) = (2)-(3)	(5) = (4)/(3)
More than 5 years	4,888,921	-	4,888,921	0.00%
Total	**20,367,544**	**16,323,831**	**4,043,713**	**24.77%**
Allowance for impairment losses	(3,052)	(511)	(2,541)	497.26%
Total securities	**20,364,492**	**16,323,320**	**4,041,172**	**24.76%**

Marketable Securities Sold Under Resale Agreement

Marketable securities under resale agreement by type owned by Bank Jatim in 2024 was IDR9,149,544 million, increasing as of 10.19% than the previous year, which reached IDR8,303,663 million. This increase was due to the increase in the resale of securities.

Table of Marketable Securities under Resale Agreement by Type

(in IDR millions)

Description	2024	2023	Growth	
			IDR	%
(1)	(2)	(3)	(4) = (2)-(3)	(5) = (4)/(3)
Amortized cost				
Government Bonds	3,168,474	4,291,497	(1,123,023)	(26.17%)
Sovereign Sharia Securities	1,264,139	2,010,140	(746,001)	0.00%
Total	**4,432,613**	**6,301,637**	**(1,869,024)**	**(29.66%)**
Fair value through other comprehensive income				
Government Bonds	4,426,465	2,002,026	2,424,439	121.10%
Sovereign Sharia Securities	290,466	-	290,466	0.00%
Total	**4,716,931**	**2,002,026**	**2,714,905**	**135.61%**
Total marketable securities	**9,149,544**	**8,303,663**	**845,881**	**10.19%**

Receivables from Securities Sold Under Resale Agreement

Securities owned by Bank Jatim in 2024 reached IDR617,860 million, decreasing as of -90.11% than the previous year, which reached IDR6,247,318 million. This decrease was due to the lack of resale of securities.

Table of Marketable Securities Under Repurchase Agreements (Reverse Repo) Based on Net Value and Type

(in IDR millions)

Description	2024	2023	Growth	
			IDR	%
(1)	(2)	(3)	(4) = (2)-(3)	(5) = (4)/(3)
PT Bank Capital Indonesia Tbk FR0087	239,536	-	239,536	0.00%
PT Bank Capital Indonesia Tbk FR0059	201,889	-	201,889	0.00%

Description	2024	2023	Growth	
			IDR	%
(1)	(2)	(3)	(4) = (2)-(3)	(5) = (4)/(3)
PT Bank Capital Indonesia Tbk FR0086	147,125	-	147,125	0.00%
PT Bank KB Bukopin Tbk FR0073	10,236	-	10,236	0.00%
PT Bank Pembangunan Daerah Kalimantan Tengah FR0075	9,646	-	9,646	0.00%
PT Bank Pan Indonesia Tbk IDSR311025364S	9,428	-	9,428	0.00%
PT BPD Kalimantan Timur dan Kalimantan Utara FR0076	-	592,686	(592,686)	(100.00%)
PT Bank OCBC NISP Tbk FR0059	-	584,742	(584,742)	(100.00%)
PT Bank Sinarmas Tbk FR0087	-	568,092	(568,092)	(100.00%)
PT Bank Sinarmas Tbk FR0082	-	483,626	(483,626)	(100.00%)
PT BPD Sumatera Selatan dan Bangka Belitung FR0087	-	378,470	(378,470)	(100.00%)
PT BPD Sulawesi Tengah FR0080	-	297,288	(297,288)	(100.00%)
PT Bank Nationalnobu Tbk VR0044	-	290,042	(290,042)	(100.00%)
PT Bank Nationalnobu Tbk VR0063	-	285,578	(285,578)	(100.00%)
PT BPD Kalimantan Timur dan Kalimantan Utara FR0083	-	201,649	(201,649)	(100.00%)
PT BPD Kalimantan Timur dan Kalimantan Utara FR0085	-	200,538	(200,538)	(100.00%)
PT BPD Kalimantan Timur dan Kalimantan Utara FR0084	-	198,588	(198,588)	(100.00%)
PT BPD Kalimantan Timur dan Kalimantan Utara FR0080	-	197,768	(197,768)	(100.00%)
PT BPD Kalimantan Timur dan Kalimantan Utara FR0098	-	194,769	(194,769)	(100.00%)
PT BPD Sulawesi Tengah FR0081	-	190,774	(190,774)	(100.00%)
PT BPD Sulawesi Utara Gorontalo VR0077	-	188,074	(188,074)	(100.00%)
PT Allo Bank Indonesia Tbk FR0091	-	185,910	(185,910)	(100.00%)
PT BPD Kalimantan Timur dan Kalimantan Utara FR0091	-	185,726	(185,726)	(100.00%)
PT BPD Sulawesi Tengah FR0090	-	185,319	(185,319)	(100.00%)
PT Bank CTBC Indonesia FR0084	-	148,942	(148,942)	(100.00%)
PT Bank CTBC Indonesia FR0068	-	108,098	(108,098)	(100.00%)
PT BPD Papua FR0081	-	95,416	(95,416)	(100.00%)
PT BPD Sulawesi Utara Gorontalo VR0063	-	95,212	(95,212)	(100.00%)
PT Bank Nationalnobu Tbk VR0072	-	75,326	(75,326)	(100.00%)
Bank Indonesia VR0083	-	49,706	(49,706)	(100.00%)
PT Bank Nationalnobu Tbk VR0045	-	48,340	(48,340)	(100.00%)
PT Bank Nationalnobu Tbk VR0093	-	48,295	(48,295)	(100.00%)
PT Bank Nationalnobu Tbk VR0073	-	47,034	(47,034)	(100.00%)
PT Bank CTBC Indonesia FR0091	-	46,432	(46,432)	(100.00%)

Description	2024	2023	Growth	
			IDR	%
(1)	(2)	(3)	(4) = (2)-(3)	(5) = (4)/(3)
Bank Indonesia VR0070	-	25,358	(25,358)	(100.00%)
Bank Indonesia VR0068	-	24,823	(24,823)	(100.00%)
Bank Indonesia VR0073	-	24,697	(24,697)	(100.00%)
Total	**617,860**	**6,247,318**	**(5,629,458)**	**(90.11%)**

Other Receivables

Other receivables in 2024 were IDR254,336 million, increasing as of 17.53% than the previous year which reached IDR216,393 million. This increase was due to an increase in other receivables.

Table of Other Receivables

(in IDR millions)

Description	2024	2023	Growth	
			IDR	%
(1)	(2)	(3)	(4) = (2)-(3)	(5) = (4)/(3)
Transfer receivables and ATM	90,862	122,780	(31,918)	-26.00%
Other	242,477	152,269	90,208	59.24%
Total	**333,339**	**275,049**	**58,290**	**21.19%**
Allowance for impairment net realization value	(79,003)	(58,656)	(20,347)	34.69%
Total – net	**254,336**	**216,393**	**37,943**	**17.53%**

Loans- Net

Loans – net disbursed in 2024 reached IDR73,239,516 million, increasing as of 37.16% than the previous year, which reached IDR53,395,998 million. This increase was dominated by the increase in the total of third parties' loans in rupiah, mainly in working capital, consumption, and the increase in the total of third parties' foreign currency in working capital.

Table of Loans- Net

(in IDR millions)

Description	2024	2023	Growth	
			IDR	%
(1)	(2)	(3)	(4) = (2)-(3)	(5) = (4)/(3)
Rupiah				
Related parties:				
Working capital	7,820	77,134	(69,314)	(89.86%)
Consumption	104,624	107,683	(3,059)	(2.84%)
Total	**112,444**	**184,817**	**(72,373)**	**(39.16%)**

Description	2024	2023	Growth	
			IDR	%
(1)	(2)	(3)	(4) = (2)-(3)	(5) = (4)/(3)
Third parties				
Working capital	20,097,447	15,344,978	4,752,469	30.97%
Investment	410,798	8,002,279	(7,591,481)	(94.87%)
Consumption	44,415,662	31,100,590	13,315,072	42.81%
Total	**64,923,907**	**54,447,847**	**10,476,060**	**19.24%**
Total Rupiah	**65,036,351**	**54,632,664**	**10,403,687**	**19.04%**
Foreign currency:				
Third parties:				
Working capital	10,316,389	128,239	10,188,150	7,944.66%
Total foreign currencies	**10,316,389**	**128,239**	**10,188,150**	**7,944.66%**
Total	**75,352,740**	**54,760,903**	**20,591,837**	**37.60%**
Allowance for impairment losses	(2,113,224)	(1,364,905)	(748,319)	54.83%
Loans - net	**73,239,516**	**53,395,998**	**19,843,518**	**37.16%**

Accrued Interest Income

In 2024, accrued interest income was IDR790,520 million, increasing as of 15.28% than the previous year, which reached IDR685,734 million. The increase came from accrued interest income from the granted total of loans in rupiah and both the total of rupiah and foreign currencies in other sectors.

Table of Accrued Interest Income

(in IDR millions)

Description	2024	2023	Growth	
			IDR	%
(1)	(2)	(3)	(4) = (2)-(3)	(5) = (4)/(3)
Rupiah:				
Loans	472,676	376,942	95,734	25.40%
Others	317,049	308,346	8,703	2.82%
Foreign currency:				
Loans	177	277	(100)	(36.10%)
Others	618	169	449	265.68%
Table Accrued Interest Income	**790,520**	**685,734**	**104,786**	**15.28%**

Prepaid Expenses

Prepaid expenses in 2024 reached IDR206,572 million, declining 0.42% than the previous year, which reached IDR207,452 million. The decrease came from old age benefit insurance and prepaid lease.

Table of Prepaid Expenses

(in IDR millions)

Description	2024	2023	Growth	
			IDR	%
(1)	(2)	(3)	(4) = (2)-(3)	(5) = (4)/(3)
Old-age benefit	86,682	97,840	(11,158)	(11.40%)
Other insurances	55,345	50,048	5,297	10.58%
Prepaid lease	11,931	22,372	(10,441)	(46.67%)
Other	52,614	37,192	15,422	41.47%
Total prepaid expenses	**206,572**	**207,452**	**(880)**	**(0.42%)**

Share Equity

Equity participation in 2024 reached IDR36,216 million, representing an increase of 100.00% compared to 2023, during which there was no equity participation. This growth was driven by an increase in the ownership percentage.

Table of Share Equity

(in IDR millions)

Description	2024	2023	Growth	
			IDR	%
(1)	(2)	(3)	(4) = (2)-(3)	(5) = (4)/(3)
Fair value/cost method				
Bank NTB Syariah	39,216	-	39,216	100,00%
Total	**39,216**	**-**	**39,216**	**100,00%**

Fixed Asset and Right of Use Asset

Fixed assets and right of use assets in 2024 reached IDR1,925,721 million, increasing as of 53.53% than the previous year, which reached IDR1,254,269 million. The increase came mostly from the acquisition of land, premises, office equipment, and vehicles.

Table of Fixed Asset and Right of Use Asset

(in IDR millions)

Description	2024	2023	Growth	
			IDR	%
(1)	(2)	(3)	(4) = (2)-(3)	(5) = (4)/(3)
Cost				
Land	1,240,664	943,060	297,604	31.56%
Premise	533,617	203,722	329,895	161.93%
Office Equipment	759,703	616,366	143,337	23.26%
Vehicle	72,498	51,710	20,788	40.20%
Total	**2,606,482**	**1,814,858**	**791,624**	**43.62%**
Construction in progress	23,624	796	22,828	2,867.84%

Description	2024	2023	Growth	
			IDR	%
(1)	(2)	(3)	(4) = (2)-(3)	(5) = (4)/(3)
Right of use assets	350,070	294,833	55,237	18.74%
Total cost	**2,980,176**	**2,110,487**	**869,689**	**41.21%**
Accumulated depreciation				
Premise	185,476	125,475	60,001	47.82%
Office equipment	634,905	545,619	89,286	16.36%
Vehicle	33,213	19,490	13,723	70.41%
Total	**853,594**	**690,584**	**163,010**	**23.60%**
Right of use assets	200,861	165,634	35,227	21.27%
Total accumulated depreciation	**1,054,455**	**856,218**	**198,237**	**23.15%**
Book value - Net	**1,925,721**	**1,254,269**	**671,452**	**53.53%**

Intangible Asset

Intangible assets in 2024 were IDR162,946 million, increasing as of 595.04% than the previous year, which reached IDR23,444 million. The increase came mostly from trademark and goodwill.

Table of Intangible Assets

(in IDR millions)

Description	2024	2023	Growth	
			IDR	%
(1)	(2)	(3)	(4) = (2)-(3)	(5) = (4)/(3)
Cost				
Trademark	136,397	-	136,397	0.00%
Software	13,651	23,444	(9,793)	(41.77%)
Goodwill	12,898	-	12,898	0.00%
Total	**162,946**	**23,444**	**139,502**	**595.04%**

Other Assets

Other assets in 2024 reached IDR332,618 million, declining as of 12.50% than the previous year, which reached IDR380,147 million. The largest decrease came from other assets, net.

Table of Other Assets

(in IDR millions)

Description	2024	2023	Growth	
			IDR	%
(1)	(2)	(3)	(4) = (2)-(3)	(5) = (4)/(3)
Deferred expenses	18,952	15,861	3,091	19.49%
Office stationaries and printed supplies	38,623	22,264	16,359	73.48%
Other, net	275,043	342,022	(66,979)	(19.58%)
Total	**332,618**	**380,147**	**(47,529)**	**(12.50%)**

Total Liabilities

Total liabilities in 2024 reached IDR88,452,774 million, declining as of 0.99% than the previous year, which reached IDR89,337,227 million. The decrease was dominated by deposits from customers of related parties, third parties, and deposits from other banks of related parties and third parties.

Table of Liability

(in IDR millions)

Description	2024	2023	Growth	
			IDR	%
(1)	(2)	(3)	(4) = (2)-(3)	(5) = (4)/(3)
Immediate liabilities	914,703	987,604	(72,901)	(7.38%)
Deposit from customer				
- Related parties	12,268,842	12,644,538	(375,696)	(2.97%)
- Third parties	62,787,996	63,205,317	(417,321)	(0.66%)
Total deposits from customer	**75,056,838**	**75,849,855**	**(793,017)**	**(1.05%)**
Deposits from other banks				
- Related parties	44,323	56,694	(12,371)	(21.82%)
- Third parties	689,451	2,503,627	(1,814,176)	(72.46%)
Total deposits from other banks	**733,774**	**2,560,321**	**(1,826,547)**	**(71.34%)**
Liabilities of marketable securities sold under resale agreement	8,780,366	7,915,163	865,203	10.93%
Issued securities	102,389	-	102,389	0.00%
Borrowings	1,527,532	596,977	930,555	155.88%
Tax payable	85,316	143,245	(57,929)	(40.44%)
Accrued expenses	442,600	504,748	(62,148)	(12.31%)
Other liabilities	809,256	779,314	29,942	3.84%
Total Liabilities	**88,452,774**	**89,337,227**	**(884,453)**	**(0.99%)**

Immediate Liabilities

Immediate liabilities in 2024 reached IDR914,703 million, declining as of 7.38% than the previous year, which reached IDR987,604 million. The decrease came on average from transfers, cheques pending collections, clearing and ATM Bersama.

Table of Immediate Liabilities

(in IDR millions)

Description	2024	2023	Growth	
			IDR	%
(1)	(2)	(3)	(4) = (2)-(3)	(5) = (4)/(3)
Transfer, cheques pending collections, clearing	212,970	308,136	(95,166)	(30.88%)
Acceptance pending statement	210,454	73,803	136,651	185.16%
Amount involving expenses payable	170,343	150,838	19,505	12.93%

Description	2024	2023	Growth	
			IDR	%
(1)	(2)	(3)	(4) = (2)-(3)	(5) = (4)/(3)
ATM Bersama	-	21,013	(21,013)	(100.00%)
Other	320,936	433,814	(112,878)	(26.02%)
Total	**914,703**	**987,604**	**(72,901)**	**(7.38%)**

Deposits from Customers

Deposits from customers in 2024 reached IDR75,056,838 million, declining as of 1.05% than the previous year, which reached IDR75,849,855 million. The decrease came from deposits from related party customers.

Table of Deposits from Customers

(in IDR millions)

Description	2024	2023	Growth	
			IDR	%
(1)	(2)	(3)	(4) = (2)-(3)	(5) = (4)/(3)
Related parties	12,268,842	12,644,538	(375,696)	(2.97%)
Third parties	62,787,996	63,205,317	(417,321)	(0.66%)
Total deposits from customers	**75,056,838**	**75,849,855**	**(793,017)**	**(1.05%)**

Deposits from Other Bank

Deposits from other banks in 2024 reached IDR733,774 million, declining as of 71.34% than the previous year, which reached IDR2,560,321 million. The decrease came from deposits from other banks, third parties and related parties.

Table of Deposits from Other Bank

(in IDR millions)

Description	2024	2023	Growth	
			IDR	%
(1)	(2)	(3)	(4) = (2)-(3)	(5) = (4)/(3)
Related parties	44,323	56,694	(12,371)	(21.82%)
Third parties	689,451	2,503,627	(1,814,176)	(72.46%)
Total deposits from other banks	**733,774**	**2,560,321**	**(1,826,547)**	**(71.34%)**

Liabilities of Marketable Securities Sold Under Resale Agreement

Liabilities of marketable securities sold under resale agreement in 2024 reached IDR8,780,366 million, increasing as of 10.93% than the previous year, which reached IDR7,915,163 million. The increase averagely came from government bonds.

Table of Liabilities of Marketable Securities Sold Under Resale Agreement

(in IDR millions)

Description	2024	2023	Growth	
			IDR	%
(1)	(2)	(3)	(4) = (2)-(3)	(5) = (4)/(3)
By Type				
Government Bonds	7,240,023	6,009,856	1,230,167	20.47%
Bank Indonesia Rupiah Securities	1,263,321	-	1,263,321	0.00%
Sovereign Sharia Securities	277,022	1,905,307	(1,628,285)	(85.46%)
Jumlah simpanan dari bank lain	**8,780,366**	**7,915,163**	**865,203**	**10.93%**

Issued Security

Securities issued in 2024 reached IDR102,389 million, increasing as of 0.00% than the previous year, which reached IDR0.00 million. The increase came on average from Interbank Mudharabah Investment Certificates and Interbank Sharia-based Fund Management Certificates.

Table of Issued Security

(in IDR millions)

Description	2024	2023	Growth	
			IDR	%
(1)	(2)	(3)	(4) = (2)-(3)	(5) = (4)/(3)
Interbank Mudharabah Investment Certificates				
PT Bank Aceh Syariah	100,000	-	100,000	0.00%
Interbank Sharia-based Fund Management Certificates				
Public Housing Savings Management Agency	2,389	-	-	-
Total deposits from other banks	**102,389**	**-**	**102,389**	**0.00%**

Borrowings

Borrowings in 2024 reached IDR1,527,532 million, increasing as of 155.88% than the previous year, which reached IDR596,977 million. The increase came from a increase in borrowings from KPR (FLPP), the Ministry of Public Works and People Housing (PUPR) of the Republic of Indonesia, the Hajj Financial Management Agency, PT Sarana Multigriya Finansial (Persero) and others.

Table of Borrowings

(in IDR millions)

Description	2024	2023	Growth	
			IDR	%
(1)	(2)	(3)	(4) = (2)-(3)	(5) = (4)/(3)
Housing Financing Liquidity Facility (FLPP) Mortgage	655,619	-	655,619	0.00%
Ministry of Public Works and People Housing (PUPR) of the Republic of Indonesia	510,785	490,810	19,975	4.07%
Hajj Financial Management Agency (BPKH)	200,000	-	200,000	0.00%

Description	2024	2023	Growth	
			IDR	%
(1)	(2)	(3)	(4) = (2)-(3)	(5) = (4)/(3)
PT Sarana Multigriya Finansial (Persero)	99,817	66,821	32,996	49.38%
Revolving Fund Management Institution for Cooperatives, Micro, Small and Medium Enterprises (LPDB-KUMKM)	-	39,253	(39,253)	(100.00%)
East Java Provincial Government	-	93	(93)	(100.00%)
Other	61,311	-	61,311	0.00%
Total	**1,527,532**	**596,977**	**930,555**	**155.88%**

Tax Payable

Tax payable in 2024 reached IDR85,316 million, declining as of 40.44% than the previous year, which reached IDR143,245 million. The decrease came from the Bank's current tax payable, income tax article 25, income tax article 21 and income tax article 23.

Table of Tax Payable

(in IDR millions)

Description	2024	2023	Growth	
			IDR	%
(1)	(2)	(3)	(4) = (2)-(3)	(5) = (4)/(3)
Current tax payable				
Bank	-	20,951	(20,951)	(100.00%)
Subsidiary	13,125	-	13,125	0.00%
Sub-total current tax payable	**13,125**	**20,951**	**(7,826)**	**(37.35%)**
Other tax payable - Bank				
Corporate income tax article 25	48,482	59,450	(10,968)	(18.45%)
Corporate income tax article 21	1,649	48,108	(46,459)	(96.57%)
Corporate income tax article 23	698	875	(177)	(20.23%)
Corporate income tax article 4 section (2)	14,209	13,446	763	5.67%
Other	447	415	32	7.71%
Total	**65,485**	**122,294**	**(56,809)**	**(46.45%)**
Subsidiary				
Corporate income tax article 25	4,227	-	4,227	0.00%
Corporate income tax article 21	663	-	663	0.00%
Corporate income tax article 23	198	-	198	0.00%
Corporate income tax article 4 section (2)	1,618	-	1,618	0.00%
Total	**6,706**	**-**	**6,706**	**0.00%**
Sub-total other tax payable	**72,191**	**122,294**	**(50,103)**	**(40.97%)**
Total	**85,316**	**143,245**	**(57,929)**	**(40.44%)**

Deferred Tax Asset

Deferred tax assets in 2024 reached IDR438,391 million, declining as of 7.14% than the previous year, which reached IDR472,123 million. The decrease came on average from production service reserves and allowances for losses on productive assets.

Table of Deferred Tax Asset

(in IDR millions)

Description	2024	2023	Growth	
			IDR	%
(1)	(2)	(3)	(4) = (2)-(3)	(5) = (4)/(3)
Production service reserves	60,853	69,830	(8,977)	(12.86%)
Allowance for loans of earnings assets	248,377	328,215	(79,838)	(24.32%)
Unrealized gain on financial assets at fair value through other comprehensive income	35,208	15,002	20,206	134.69%
Other reserves	10,907	7,758	3,149	40.59%
Right of use assets	(3,895)	(995)	(2,900)	291.46%
Provision for employee benefit	54,178	52,313	1,865	3.57%
Bank's deferred tax assets	**405,628**	**472,123**	**(66,495)**	**(14.08%)**
Subsidiary				
Deferred tax asset	32,763	-	32,763	0.00%
Consolidated deferred tax asset	**438,391**	**472,123**	**(33,732)**	**(7.14%)**

Accrued Expenses

Accrued expenses in 2024 reached IDR442,600 million, decreasing by 12.31% than the previous year, which reached IDR504,748 million. The decrease came from production services reserves and interest.

Table of Accrued Expenses

(in IDR millions)

Description	2024	2023	Growth	
			IDR	%
(1)	(2)	(3)	(4) = (2)-(3)	(5) = (4)/(3)
Production service reserves	342,296	367,526	(25,230)	(6.86%)
Interest	100,304	137,222	(36,918)	(26.90%)
Total of accrued expenses	**442,600**	**504,748**	**(62,148)**	**(12.31%)**

Other Liabilities

Other liabilities in 2024 reached IDR809,256 million, increasing as of 3.84% than the previous year, which reached IDR779,314 million. The increase came on average from employee benefit reserves, lease liabilities and others.

Table of Other Liabilities Based on Rupiah Equivalents

(in IDR millions)

Description	2024	2023	Growth	
			IDR	%
(1)	(2)	(3)	(4) = (2)-(3)	(5) = (4)/(3)
Rupiah				
Provision of employee benefit (Note 44)	361,955	275,329	86,626	31.46%
Security deposits	96,488	116,650	(20,162)	(17.28%)
Lease liabilities	32,160	29,538	2,622	8.88%
Principal-channeling loans received	7,336	8,303	(967)	(11.65%)
Interest-channeling loans received	3,589	3,582	7	0.20%
Estimated losses on commitments and contingencies	1,221	3,450	(2,229)	(64.61%)
Provision and loans administration	12	15	(3)	(20.00%)
Other	35,756	4,657	31,099	667.79%
Total	**538,517**	**441,524**	**96,993**	**21.97%**
Foreign currency				
Other	270,739	337,790	(67,051)	(19.85%)
Total	**270,739**	**337,790**	**(67,051)**	**(19.85%)**
Total Other Liabilities	**809,256**	**779,314**	**29,942**	**3.84%**

Temporary Syirkah Funds

Temporary syirkah funds in 2024 reached IDR15,089,314 million, increasing as of 537.63% than the previous year, which reached IDR2,366,477 million. The increase came from deposits from customers of related parties and third parties and deposits from other banks of related parties and third parties.

Table of Temporary Syirkah Funds

(in IDR millions)

Description	2024	2023	Growth	
			IDR	%
(1)	(2)	(3)	(4) = (2)-(3)	(5) = (4)/(3)
Deposits from customers				
- Related party	1,193,291	3,764	1,189,527	31,602.74%
- Third party	13,765,482	2,343,291	11,422,191	487.44%
Total deposits from customers	**14,958,773**	**2,347,055**	**12,611,718**	**537.34%**
Deposits from other banks				
- Related party	-	-	-	0.00%
- Third party	130,541	19,422	111,119	572.13%
Total deposits from other banks	**130,541**	**19,422**	**111,119**	**572.13%**
Total Temporary Syirkah Funds	**15,089,314**	**2,366,477**	**12,722,837**	**537.63%**

Equity

Equity in 2024 reached IDR14,600,039 million, increasing as of 20.15% than the previous year, which reached IDR12,151,069 million. The increase came from unrealized gains (losses) on financial assets measured at fair value through other comprehensive income - after deferred tax and general reserves.

Tabel Ekuitas

(in IDR millions)

Description	2024	2023	Growth	
			IDR	%
(1)	(2)	(3)	(4) = (2)-(3)	(5) = (4)/(3)
Share Capital				
- Series A: IDR250 (full Rupiah) par value per share				
- Series B: IDR250 (full Rupiah) par value per share				
Authorized				
- Series A: 24.000.000.000 shares				
- Series B: 12.000.000.000 shares				
Subscribed and fully paid-in				
- Series A: 11.934.147.982 shares				
- Series B: 3.081.350.100 shares	3,753,875	3,753,875	-	0.00%
Other paid-in capital – net	532,734	532,734	-	0.00%
Revaluation surplus of fixed assets	788,317	788,049	268,00	0.03%
Remeasurement of defined employee benefit liability -net of deferred tax	(135,364)	(117,777)	(17,587,00)	14.93%
Unrealized gain (loss) financial assets measured at fair value through other comprehensive income – net deferred tax	(150,141)	(63,958)	(86,183,00)	134.75%
Retained Earnings				
General reserve	6,441,453	5,788,041	653,412,00	11.29%
Unappropriated	1,281,718	1,470,105	(188,387,00)	(12.81%)
Non-controlling interest over net asset of the consolidated Subsidiary	2,087,447	-	2,087,447	100.00%
Total Equity	**14,600,039**	**12,151,069**	**2,448,970**	**20.15%**

Share Capital

Share capital in 2024 reached IDR3,753,875 million, remaining stable with no change of 0.00% compared to the previous year, which was IDR3,753,875 million. This stability is due to the shares being from Series B.

Additional Paid in Capital – Net

Additional paid-in capital in 2024 reached IDR532,734 million, which was steady at 0.00% than the previous year, which reached IDR532,734 million. There was no change due to Stock Option for the Management and Employee Stock Option Plan (MESOP) program.

Table of Additional Paid in Capital - Net

(in IDR millions)

Description	2024	2023	Growth	
			IDR	%
(1)	(2)	(3)	(4) = (2)-(3)	(5) = (4)/(3)
Share premium from the Initial Public Offering (IPO)	509,369	509,369	-	0.00%
Stock option for the Management and Employee Stock Option Plan (MESOP)	23,365	23,365	-	0.00%
Total	**532,734**	**532,734**	**-**	**0.00%**

Retained Earnings

The retained earnings in 2024 reached IDR1,281,718 million, declining as of 12.81% than the previous year, which reached IDR1,470,105 million. The decrease came from loans interest income and its unappropriated.

Table of Retained Earnings

(in IDR millions)

Description	2024	2023	Growth	
			IDR	%
(1)	(2)	(3)	(4) = (2)-(3)	(5) = (4)/(3)
Unappropriated	1,281,718	1,470,105	(188,387)	(12.81%)
Retained Earnings	**1,281,718**	**1,470,105**	**(188,387)**	**(12.81%)**

Consolidated Statement of Profit or Loss and Other Comprehensive Income

Table of Consolidated Statement of Profit or Loss and Other Comprehensive Income

(in IDR millions)

Description	2024	2023	Growth	
			IDR	%
(1)	(2)	(3)	(4) = (2)-(3)	(5) = (4)/(3)
OPERATIONAL INCOME AND EXPENSES				
Interest income	8,381,809	7,357,284	1,024,525	13.93%
Interest expense	(2,656,211)	(2,316,184)	(340,027)	14.68%
NET INTEREST INCOME	**5,725,598**	**5,041,100**	**684,498**	**13.58%**
OTHER OPERATIONAL INCOME	**832,238**	**648,420**	**183,818**	**28.35%**
OTHER OPERATIONAL EXPENSES				
Labor	(1,745,062)	(1,624,532)	(120,530)	7.42%
General and administrative	(1,499,676)	(1,315,015)	(184,661)	14.04%
Provision for impairment of financial assets	(1,287,595)	(694,136)	(593,459)	85.50%
Other expenses	(368,502)	(200,796)	(167,706)	83.52%

Description	2024	2023	Growth	
			IDR	%
(1)	(2)	(3)	(4) = (2)-(3)	(5) = (4)/(3)
TOTAL OTHER OPERATING EXPENSES	**(4,900,835)**	**(3,834,479)**	**(1,066,356)**	**27.81%**
OPERATING PROFIT	**1,657,001**	**1,855,041**	**(198,040)**	**(10.68%)**
NON-OPERATING INCOME (EXPENSE)				
Non-operating income	71,242	57,041	14,201	24.90%
Non-operating expenses	(45,526)	(19,339)	(26,187)	135.41%
TOTAL NON-OPERATING INCOME (EXPENSE)	**25,716**	**37,702**	**(11,986)**	**(31.79%)**
PROFIT BEFORE INCOME TAX EXPENSE	**1,682,717**	**1,892,743**	**(210,026)**	**(11.10%)**
INCOME TAX EXPENSE				
Now/Current	(298,802)	(399,474)	100,672	(25.20%)
Deferred	(88,097)	(23,164)	(64,933)	280.32%
TAX EXPENSE - NET	**(386,899)**	**(422,638)**	**35,739**	**(8.46%)**
NET INCOME	**1,295,818**	**1,470,105**	**(174,287)**	**(11.86%)**
OTHER COMPREHENSIVE INCOME				
Items that will not be reclassified to profit or loss:				
Unrealized gains (losses) on financial assets at fair value through other comprehensive income	(107,359)	63,074	(170,433)	(270.21%)
Related income tax	20,206	(11,984)	32,190	(268.61%)
Total	**(87,153)**	**51,090**	**(138,243)**	**(270.59%)**
Items that will be reclassified to profit or loss:				
Fixed asset revaluation deficit	(16,190)	(1,949)	(14,241)	730.68%
Remeasurement of employee benefit liabilities	(20,469)	(21,898)	1,429	(6.53%)
Related income tax	3,627	5,033	(1,406)	(27.94%)
Total	**(33,032)**	**(18,814)**	**(14,218)**	**75.57%**
OTHER COMPREHENSIVE INCOME - NET AFTER TAX	**(120,185)**	**32,276**	**(152,461)**	**(472.37%)**
TOTAL COMPREHENSIVE INCOME	**1,175,633**	**1,502,381**	**(326,748)**	**(21.75%)**
Income for the year attributable to:				
Employes of the parent	1,281,718	1,470,105	(188,387)	(12.81%)
Non-controlling interests	14,100	-	14,100	0.00%
Total	**1,295,818**	**1,470,105**	**(174,287)**	**(11.86%)**
Comprehensive income for the year attributable to:				
Employers of the parent	1,178,216	1,502,381	(324,165)	(21.58%)
Non-controlling interests	(2,583)	-	(2,583)	0.00%
Total	**1,175,633**	**1,502,381**	**(326,748)**	**(21.75%)**
BASIC EARNINGS PER SHARE	**85,36**	**97,91**	**(13)**	**(12.82%)**

Consolidated Statement of Profit and Loss and Other Comprehensive Income

(in IDR millions)

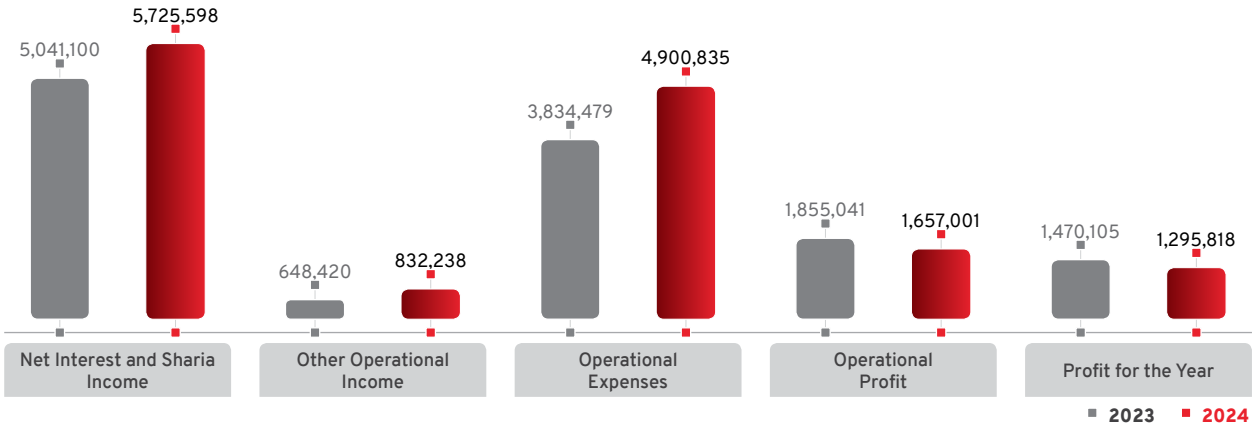

Interest and Sharia Income

In 2024, Bank Jatim's net interest and sharia income was recorded at IDR8,381,809 million, an increase of 13.93% from last year's IDR7,357,284 million. This increase was mainly influenced by the increase in income from related parties, namely profit sharing income margin, income from third parties, namely on loans granted, margin securities and profit sharing income and Bank Indonesia Certificates.

Table of Interest and Sharia Income

(in IDR millions)

Description	2024	2023	Growth	
			IDR	%
(1)	(2)	(3)	(4) = (2)-(3)	(5) = (4)/(3)
Related Parties (Note 45)				
Loans disbursed	5,820	13,961	(8,141)	(58.31%)
Margin and profit sharing income	695	7	688	9,828.57%
Third parties				
Loans disbursed	6,030,856	4,837,915	1,192,941	24.66%
Placements with Bank Indonesia and Other Banks	1,589,237	1,806,519	(217,282)	(12.03%)
Securities				
Amortized cost	424,913	423,992	921	0.22%
Margin and profit sharing income	190,656	157,455	33,201	21.09%
Provision	96,953	90,157	6,796	7.54%
Bank Indonesia Certificate	23,298	23,226	72	0.31%
Others	19,381	4,052	15,329	378.31%
Total interest and Sharia Income	**8,381,809**	**7,357,284**	**1,024,525**	**13.93%**

Interest and Sharia Expenses

Interest and sharia expenses in 2024 reached IDR2,656,211 million, an increase of 14.68% compared to the previous year which reached IDR2,316,184 million. The increase came from related parties and third parties, namely time deposits, savings, current accounts, liabilities for securities sold under agreements to repurchase, other banks, loans received, securities and credit.

Interest and Sharia Expenses

(in IDR millions)

Description	2024	2023	Growth	
			IDR	%
(1)	(2)	(3)	(4) = (2)-(3)	(5) = (4)/(3)
Related Parties (Note 45)				
Time deposits	316,640	309,603	7,037	2.27%
Saving accounts	869	827	42	5.08%
Current accounts	159,816	148,694	11,122	7.48%
Total	**477,325**	**459,124**	**18,201**	**3.96%**
Third parties				
Time deposits	1,534,848	1,359,679	175,169	12.88%
Saving accounts	331,309	279,326	51,983	18.61%
Current accounts	22,480	52,230	(29,750)	(56.96%)
Liabilities of securities sold under agreement to repurchase	190,338	117,839	72,499	61.52%
Other banks	81,048	38,680	42,368	109.53%
Borrowings	15,130	8,543	6,587	77.10%
Marketable securities	68	-	68	0.00%
Credit	3,665	763	2,902	380.34%
Total	**2,178,886**	**1,857,060**	**321,826**	**17.33%**
Total interest and sharia expenses	**2,656,211**	**2,316,184**	**340,027**	**14.68%**

Interest and Sharia Income-Net

Interest and sharia income, net in 2024 reached IDR5,725,598 million, an increase of 13.58% compared to the previous year which reached IDR5,041,100 million. This increase was mainly influenced by interest and sharia income.

Table of Interest and Sharia Income-Net

(in IDR millions)

Description	2024	2023	Growth	
			IDR	%
(1)	(2)	(3)	(4) = (2)-(3)	(5) = (4)/(3)
Interest and sharia income	8,381,809	7,357,284	1,024,525	13.93%
Interest and sharia expenses	(2,656,211)	(2,316,184)	(340,027)	14.68%
Interest and Sharia Income-Net	**5,725,598**	**5,041,100**	**684,498**	**13.58%**

Other Operational Income

Other operational income in 2024 reached IDR832,238 million, an increase of 28.35% compared to the previous year which reached IDR648,420 million. This increase was due to several influencing factors, namely the administration of current accounts, savings, deposits, re-acceptance of written-off credits, commission provisions other than from credit provided and others.

Table of Other Operational Income

(in IDR millions)

Description	2024	2023	Growth	
			IDR	%
(1)	(2)	(3)	(4) = (2)-(3)	(5) = (4)/(3)
Current accounts, savings and deposits administration fees	212,487	193,996	18,491	9.53%
Collection of loans written-off	156,285	127,264	29,021	22.80%
Fees and commissions from other than loans	47,618	22,093	25,525	115.53%
Loan administration fees	28,643	30,880	(2,237)	(7.24%)
Others	387,205	274,187	113,018	41.22%
Other operational income total	**832,238**	**648,420**	**183,818**	**28.35%**

Operational Expenses

Operational expenses in 2024 reached IDR4,900,835 million, an increase of 27.81% compared to the previous year which reached IDR3,834,479 million. This increase was mainly due to an increase in employee benefits, general and administrative, provisions for impairment losses on financial assets and other expenses.

Table of Operational Expenses

(in IDR millions)

Description	2024	2023	Growth	
			IDR	%
(1)	(2)	(3)	(4) = (2)-(3)	(5) = (4)/(3)
Labor and employee benefits	(1,745,062)	(1,624,532)	(120,530)	7.42%
General and administrative	(1,499,676)	(1,315,015)	(184,661)	14.04%
Provision for impairment losses on financial assets	(1,287,595)	(694,136)	(593,459)	85.50%
Other expenses	(368,502)	(200,796)	(167,706)	83.52%
Total other operating expenses	**(4,900,835)**	**(3,834,479)**	**(1,066,356)**	**27.81%**

Operational Profit

Operational profit in 2024 reached IDR1,657,001 million, down 10.68% compared to the previous year which reached IDR1,855,041 million. This decline was due to an increase in the amount of other operating expenses.

Table of Operational Profit

(in IDR millions)

Description	2024	2023	Growth	
			IDR	%
(1)	(2)	(3)	(4) = (2)-(3)	(5) = (4)/(3)
Interest and sharia income-net	5,725,598	5,041,100	684,498	13.58%
Total other operational income	832,238	648,420	183,818	28.35%
Total operational expenses	(4,900,835)	(3,834,479)	(1,066,356)	27.81%
Operational profit	**1,657,001**	**1,855,041**	**(198,040)**	**(10.68%)**

Non-Operating Income (Expenses)

Operational income (expenses) in 2024 reached IDR71,242 million, an increase of 24.90% compared to the previous year which reached IDR57,041 million. This increase was due to net gains on sales of securities, tax service fees and others.

Table of Non-Operating Income (Expenses)

(in IDR millions)

Description	2024	2023	Growth	
			IDR	%
(1)	(2)	(3)	(4) = (2)-(3)	(5) = (4)/(3)
Gain on sale of marketable securities-net	10,241	8,698	1,543	17.74%
Tax service fee	7,563	6,444	1,119	17.36%
Gain on sale of fixed assets	1,470	5,608	(4,138)	-73.79%
Gain (loss) on exchange rate differences	695	2,390	(1,695)	-70.92%
Others	51,273	33,901	17,372	51.24%
Total non-operating income (expenses)	**71,242**	**57,041**	**14,201**	**24.90%**

Profit Before Tax Expense

Profit before tax expense in 2024 reached IDR1,682,717 million, decreased by 11.10% compared to the previous year which reached IDR1,892,743 million. The decrease was due to a decrease in operating profit.

Table of Profit Before Tax Expense

(in IDR millions)

Description	2024	2023	Growth	
			IDR	%
(1)	(2)	(3)	(4) = (2)-(3)	(5) = (4)/(3)
Operational profit	1,657,001	1,855,041	(198,040)	(10.68%)
Total non-operating income-net	25,716	37,702	(11,986)	(31.79%)
Profit Before Tax Expense	**1,682,717**	**1,892,743**	**(210,026)**	**(11.10%)**

Tax Expense – Net

Net tax expense in 2024 reached IDR386,899 million, decreasing by 8.46% compared to the previous year which reached IDR422,638 million. The decrease in net tax expense was influenced by tax restitution.

Table of Tax Expense-Net

(in IDR millions)

Description	2024	2023	Growth	
			IDR	%
(1)	(2)	(3)	(4) = (2)-(3)	(5) = (4)/(3)
Tax expense-net	(386,899)	(422,638)	35,739	(8.46%)

Profit for the Year

Profit for the year 2024 reached IDR1,295,818 million, decreasing by 11.86% compared to the previous year which reached IDR1,470,105 million. This decline was due to a decrease in income before tax and net tax expenses.

Table of Profit for The Year

(in IDR millions)

Description	2024	2023	Growth	
			IDR	%
(1)	(2)	(3)	(4) = (2)-(3)	(5) = (4)/(3)
Profit before tax expense	1,682,717	1,892,743	(210,026)	(11.10%)
Tax expense-net	(386,899)	(422,638)	35,739	(8.46%)
Profit for the year	**1,295,818**	**1,470,105**	**(174,287)**	**(11.86%)**

Other Comprehensive Income

Other comprehensive income in 2024 reached IDR120,185 million, a decrease of 472.37% compared to the previous year which reached IDR32,276 million. This decrease came from unrealized gains (losses) on financial assets measured at fair value through other comprehensive income.

Table of Other Comprehensive Income

(in IDR millions)

Description	2024	2023	Growth	
			IDR	%
(1)	(2)	(3)	(4) = (2)-(3)	(5) = (4)/(3)
Other comprehensive income (expenses):				
Items to be reclassified to profit or loss:				
Unrealized gains (losses) on financial assets at fair value through other comprehensive income	(107,359)	63,074	(170,433)	(270.21%)
Related income taxes	20,206	(11,984)	32,190	(268.61%)
Total	**(87,153)**	**51,090**	**(138,243)**	**(270.59%)**
Items that will not be reclassified to profit or loss:				
Fixed asset revaluation surplus (deficit)	(16,190)	(1,949)	(14,241)	730.68%
Remeasurement of employee benefit liabilities	(20,469)	(21,898)	1,429	(6.53%)
Related income tax	3,627	5,033	(1,406)	(27.94%)
Total	**(33,032)**	**(18,814)**	**(14,218)**	**75.57%**
Other comprehensive income net of tax	**(120,185)**	**32,276**	**(152,461)**	**(472.37%)**

Comprehensive Income for the Year

Comprehensive income for the year 2024 reached IDR1,175,633 million, decreasing by 21.75% compared to the previous year which reached IDR1,502,381 million. This decline was triggered by a decrease in other comprehensive income and income for the year.

Table of Comprehensive Income for The Year

(in IDR millions)

Description	2024	2023	Growth	
			IDR	%
(1)	(2)	(3)	(4) = (2)-(3)	(5) = (4)/(3)
Income for The Year	1,295,818	1,470,105	(174,287)	(11.86%)
Other comprehensive income net of tax	(120,185)	32,276	(152,461)	(472.37%)
Comprehensive income for the year	**1,175,633**	**1,502,381**	**(326,748)**	**(21.75%)**

Basic Earnings Per Share

Basic earnings per share in 2024 reached basic earnings per share of IDR85.36, down 12.82% compared to the previous year which reached basic earnings per share of IDR97.91. This decrease was triggered by profit growth for the calculation of basic earnings per share.

Table of Basic Earnings Per Share

Description	2024	2023	Growth	
			IDR	%
(1)	(2)	(3)	(4) = (2)-(3)	(5) = (4)/(3)
Profit for the year attributable to owners of the parent entity	1,281,718	1,470,105	(188,387)	(12.81%)
Weighted average number of ordinary shares outstanding (in full amount)	15,015,498,082	15,015,307,082	191,000	0.00%
Basic earnings per share attributable to owners of the parent entity (in full amount)	**85,36**	**97,91**	**(13)**	**(12.82%)**

Consolidated Cash Flow Statement

Table of Consolidated Cash Flow Statement

(in IDR millions)

Description	2024	2023	Growth	
			IDR	%
(1)	(2)	(3)	(4) = (2)-(3)	(5) = (4)/(3)
CASH FLOW FROM OPERATING ACTIVITIES				
Receipt of interest, fees and commissions	8,306,344	7,324,150	982,194	13.41%
Payment of interest	(2,708,316)	(2,310,264)	(398,052)	17.23%
Receipt of other operating income	675,952	521,156	154,796	29.70%
Receipt of written-off loans	156,285	127,264	29,021	22.80%
Payment of general and administrative expenses	(1,566,455)	(1,283,327)	(283,128)	22.06%
Payment of labor expenses	(1,836,797)	(1,763,167)	(73,630)	4.18%
Receipt of non-operating income	69,815	60,386	9,429	15.61%
Payment of non-operating expenses	(45,428)	(19,337)	(26,091)	134.93%
Payment of income tax	(313,729)	(368,455)	54,726	(14.85%)

Description	2024	2023	Growth	
			IDR	%
(1)	(2)	(3)	(4) = (2)-(3)	(5) = (4)/(3)
Cash receipts before changes in operating assets and liabilities	**2,737,671**	**2,288,406**	**449,265**	**19.63%**
Decrease (increase) in operating assets				
Placements with Bank Indonesia and other banks	101,500	(1,500)	103,000	(6.866.67%)
Loans	(10,079,129)	(9,193,797)	(885,332)	9.63%
Spot and derivative receivables	(1,144)	-	(1,144)	0.00%
Securities sold under repurchase agreements	(845,882)	(4,208,597)	3,362,715	(79.90%)
Receivables from securities purchased under resale agreements	5,629,458	1,575,529	4,053,929	257.31%
Other assets	(112,232)	(166,678)	54,446	(32.67%)
Increase (decrease) in operating liabilities			-	
Immediate Liabilities	(167,942)	115,091	(283,033)	(245.92%)
Customer deposits	(329,793)	(3,570,473)	3,240,680	(90.76%)
Deposits from other banks	(1,834,568)	(759,380)	(1,075,188)	141.59%
Liabilities for securities sold under agreements to repurchase	865,203	4,023,817	(3,158,614)	(78.50%)
Other liabilities	(183,478)	200,981	(384,459)	(191.29%)
Net cash used for operating activities	**(4,220,336)**	**(9,696,601)**	**5,476,265**	**(56.48%)**
CASH FLOW FROM INVESTING ACTIVITIES				
Marketable Securities	(1,421,131)	6,948,323	(8,369,454)	(120.45%)
Purchase of fixed assets	(128,851)	(132,044)	3,193	(2.42%)
Purchase of intangible assets	(3,377)	(17,254)	13,877	(80.43%)
Proceeds from sale of fixed assets	1,470	5,608	(4,138)	(73.79%)
Acquisition of Subsidiaries	(100,000)	-	(100,000)	0.00%
Cash obtained from acquisition of Subsidiaries	1,126,261	-	1,126,261	0.00%
Net cash obtained from (used for) investing activities	**(525,628)**	**6,804,633**	**(7,330,261)**	**(107.72%)**
CASH FLOW FROM FINANCING ACTIVITIES				
Receipts (payments) from loans received	(230,423)	43,578	(274,001)	(628.76%)
Receipts (payments) of lease liabilities	(15,724)	6,316	(22,040)	(348.96%)
Additions to paid-in capital	50,100	-	50,100	0.00%
Payment of cash dividends	(816,693)	(797,173)	(19,520)	2.45%
Marketable securities issued	100,000	-	100,000	0.00%
Net cash used for financing activities	**(912,740)**	**(747,279)**	**(165,461)**	**22.14%**
NET DECREASE IN CASH AND CASH EQUIVALENTS	**(5,658,704)**	**(3,639,247)**	**(2,019,457)**	**55.49%**
Cash and cash equivalents at the beginning of the year	16,348,884	19,988,131	(3,639,247)	(18.21%)
Cash and cash equivalents at the end of the year	**10,690,180**	**16,348,884**	**(5,658,704)**	**(34.61%)**
Cash and cash equivalents consist of:				
Cash	2,867,479	2,652,775	214,704	8.09%
Current accounts with Bank Indonesia	5,584,147	7,971,412	(2,387,265)	(29.95%)

Description	2024	2023	Growth	
			IDR	%
(1)	(2)	(3)	(4) = (2)-(3)	(5) = (4)/(3)
Current accounts with other banks	505,084	491,330	13,754	2.80%
Placements with Bank Indonesia and other banks maturing in 3 months or less from the date of acquisition	1,733,470	5,233,367	(3,499,897)	(66.88%)
Total cash and cash equivalents	**10,690,180**	**16,348,884**	**(5,658,704)**	**(34.61%)**

Consolidated Cash Flow Statement Graph

(in IDR millions)

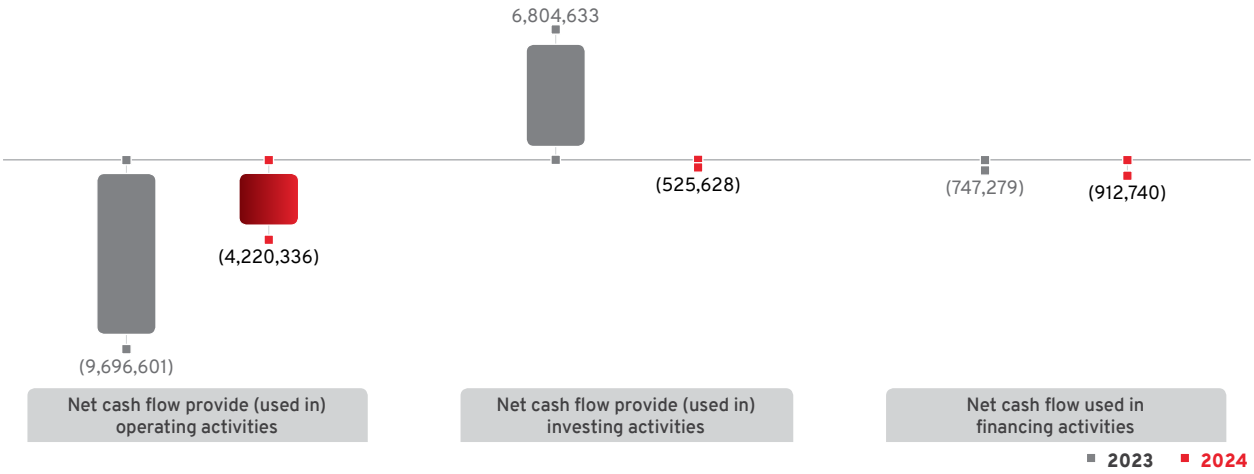

At the end of 2024, Bank Jatim recorded a final cash and cash equivalent balance of IDR10,690,180 million, a decrease of 34.61% compared to 2023 which was IDR16,348,884 million. The decrease in cash balance was mainly due to a decrease in placements with Bank Indonesia and Other Banks and net cash obtained from operating activities.

Cash Flow from Operating Activities

Net cash obtained from operating activities in 2024 amounted to IDR4,220,336 million, a decrease of 56.48% compared to 2023 which amounted to IDR9,696,601 million. Net cash flow is the reduction between cash inflow and cash outflow. The highest cash inflows include increases in interest income, investment and sharia, premium income, other operating income, non-operating income, increases in customer deposits, and increases in deposits from other banks. The highest cash outflows include loans, interest payments, and other operating expenses. This means that Bank Jatim is able to carry out good business processes by utilizing its operational sources such as credit provided, customer deposits, and tax payments into cash that has been recognized and obtained.

Cash Flow from Investment Activities

Net cash used for operating activities in 2024 amounted to IDR525,628 million, a decrease of 107.72% compared to 2023 which amounted to IDR6,804,633 million. The highest cash outflows were primarily due to the purchase of government bonds, acquisition of securities, as well as the purchase of intangible assets and proceeds from the sale of fixed assets. This indicates that Bank Jatim is still making additional investments but has not received returns in the form of cash from investments made during 2023.

Cash Flow from Funding Activities

Net cash used for financing activities in 2024 amounted to IDR912,740 million, an increase of 22.14% compared to 2023 which amounted to IDR747,279 million. This was mainly influenced by the payment of loans received. The highest cash inflows came from, among others, an increase in loans received. The highest cash outflows came from, among others, dividend payments and a decrease in securities issued. This means that Bank Jatim is still able to obtain cash in the form of funding from loans received which is able to cover cash outflows in the form of dividends and others.

Ability to Pay Debt and Receivable Collectibility

Ability to Pay Debt

Bank Jatim's ability to pay debts is measured through several ratios including liquidity ratio, solvency ratio, and profitability ratio. These ratios will be a benchmark for banks in measuring the possibility of risks that arise in bank operational activities.

Protection of Creditors' Rights

Bank Jatim has a policy on the fulfillment of creditor rights used as a guideline in making loans. The purpose of the policy is to ensure the fulfillment of rights and maintain creditor trust in the Bank. The policy includes considerations in making agreements, as well as follow-up in fulfilling obligations to creditors. Bank Jatim explains the creditor rights in the Credit Agreement (PK) including:

1. The bank ensures that the creditor receives the principal and interest on the loan according to the agreed schedule.
2. The bank ensures that the creditor receives the loan usage report.
3. The bank ensures that creditors receive fines for payments that exceed the agreed schedule.
4. The bank ensures that payments of principal and interest on loans are not be subject to penalties if the payment schedule falls on a holiday and will be paid on the next working day.

Ability to Pay Short-Term Debt (Bank Liquidity)

The liquidity ratio is measured by comparing the amount of loan granted to the amount of customer deposits (Loan to Deposit Ratio/LDR) to determine the Bank's ability to repay obligations to customers who have deposited their funds with loan and financing that has been given to debtors as a source of liquidity. In 2024, Bank Jatim's Loan to Deposit Ratio (LDR) was recorded at 82.05%, an increase of 12.02% compared to 2023, which stood at 70.03%. This increase reflects the bank's growth in credit distribution relative to the third-party funds successfully raised. Despite the rise, Bank Jatim's LDR remains within a healthy and controlled range, in line with regulatory requirements. This indicates that the bank continues to maintain a balance between loan expansion and liquidity. As a result, Bank Jatim is in a strong liquidity position and is able to meet all of its short-term obligations optimally.

Table of Liquidity Ratio

(in %)

Description	2024	2023	Increase/ Decrease
(1)	(2)	(3)	(2)-(3)
Loan to Deposit Ratio (LDR)	82.05%	70.03%	12.02%

Ability to Pay Long-Term Debt (Bank Solvability)

Bank Jatim's Capital Adequacy Ratio (CAR) in 2024 was recorded at 23.99%, a decrease of 1.72% compared to 2023, which was 25.71%. Despite the decline, this CAR remains at a safe level and well above the minimum requirement set by Bank Indonesia/OJK of 14%. The high CAR ratio indicates that Bank Jatim's capital structure is sufficiently capable of anticipating various risks, including market risk, credit risk, and operational risk. This reflects prudent capital management and the bank's ability to maintain adequate capital to protect against solvency risks.

Table of Solvency Ratio

(in %)

Description	2024	2023	Increase/ Decrease
(1)	(2)	(3)	(2)-(3)
CAR-TIER I	22.83%	24.56%	(1.73%)
CAR-TIER II	1.16%	1.15%	0.01%
CAR (Credit, Market, and Operational Risk)	**23.99%**	**25.71%**	**(1.72%)**

Receivable Collectibility

The level of collectibility of Bank receivables can be seen from the value of the Non Performing Loan (NPL) ratio. The NPL ratio is a benchmark to see how much problematic or bad loan is from all loans given by the bank to customers. The smaller the NPL value, the better the Bank's performance in collectibility of receivables and indicates good credit quality.

Table of Non Performing Loan Ratio

(in %)

Description	2024	2023	Increase/ Decrease
(1)	(2)	(3)	(2)-(3)
Non Performing Loan (NPL) Gross	3.45%	2.49%	0.96%
Non Performing Loan (NPL) Nett	1.53%	1.21%	0.32%

In 2024, Bank Jatim's Gross Non-Performing Loan (NPL) ratio was recorded at 3.45%, an increase of 0.96% compared to 2023, which stood at 2.49%. Meanwhile, the Net NPL ratio in 2024 reached 1.53%, representing an increase of 0.32% from the previous year, which was 1.21%. The rise in the Net NPL ratio was primarily driven by an increase in non-performing loans in the medium and retail credit segments throughout 2024. Despite the increase, Bank Jatim continues to take measures to improve asset quality through strengthened risk management and intensive handling of non-performing loans.

The Bank loan quality is divided based on its collectibility level, namely into groups of current, special mention, substandard, doubtful, and loss. The purpose of the loan classification is so that the Bank can routinely monitor the loans that have been distributed.

Table of Loans Granted Based on Type and Collectibility

(in IDR millions)

Description	Current	Special Mention	Sub Standard	Doubtful	Loss	Total
2024						
Rupiah						
Working Capital						
Consumption	7,820	-	-	-	-	7,820
Total	104,391	-	-	-	233	104,624
Third Parties	**112,211**	**-**	**-**	**-**	**233**	**112,444**
Working Capital						
Investment	17,568,445	1,112,444	99,547	124,032	1,192,979	20,097,447
Consumption	394,793	1,397	31	-	14,577	410,798
Total	43,218,336	540,376	50,337	63,400	543,213	44,415,662
Total Rupiah	**61,181,574**	**1,654,217**	**149,915**	**187,432**	**1,750,769**	**64,923,907**
Total Rupiah	**61,293,785**	**1,654,217**	**149,915**	**187,432**	**1,751,002**	**65,036,351**
Foreign Currencies						
Third Parties						
Working Capital	8,895,748	1,181,731	27,952	23,363	187,595	10,316,389
Total	**8,895,748**	**1,181,731**	**27,952**	**23,363**	**187,595**	**10,316,389**
Total Foreign Currencies	**8,895,748**	**1,181,731**	**27,952**	**23,363**	**187,595**	**10,316,389**
Total	**70,189,533**	**2,835,948**	**177,867**	**210,795**	**1,938,597**	**75,352,740**
Allowance for impairment losses	(431,246)	(356,037)	(62,386)	(72,734)	(1,190,821)	(2,113,224)
Total – Net	**69,758,287**	**2,479,911**	**115,481**	**138,061**	**747,776**	**73,239,516**

Description	Current	Special Mention	Sub Standard	Doubtful	Loss	Total
2023						
Rupiah						
Related Parties						
Working Capital	-	-	-	-	-	-
Consumption	107,395	-	-	-	288	107,683
Total	**107,395**	**-**	**-**	**-**	**288**	**107,683**
Third Parties						
Working Capital	13,818,154	924,261	59,999	88,048	531,650	15,422,112
Investment	6,786,068	1,060,393	6,918	13,921	134,979	8,002,279
Consumption	30,193,793	378,777	30,496	36,134	461,390	31,100,590
Total	**50,798,015**	**2,363,431**	**97,413**	**138,103**	**1,128,019**	**54,524,981**
Total Rupiah	**50,905,410**	**2,363,431**	**97,413**	**138,103**	**1,128,307**	**54,632,664**
Foreign Currencies						
Third Parties						
Working Capital	128,239	-	-	-	-	128,239
Total	**128,239**	**-**	**-**	**-**	**-**	**128,239**
Total Foreign Currencies	**128,239**	**-**	**-**	**-**	**-**	**128,239**
Total	**51,033,649**	**2,363,431**	**97,413**	**138,103**	**1,128,307**	**54,760,903**
Allowance for impairment losses	(427,551)	(236,983)	(27,840)	(49,043)	(623,488)	(1,364,905)
Total – Net	**50,606,098**	**2,126,448**	**69,573**	**89,060**	**504,819**	**53,395,998**
Growth 2023 - 2024						
Rupiah						
Related Parties						
Working Capital	7,820	-	-	-	-	7,820
Consumption	(3,004)	-	-	-	(55)	(3,059)
Total	**4,816**	**-**	**-**	**-**	**(55)**	**4,761**
Third Parties						
Working Capital	3,750,291	188,183	39,548	35,984	661,329	4,675,335
Investment	(6,391,275)	(1,058,996)	(6,887)	(13,921)	(120,402)	(7,591,481)
Consumption	13,024,543	161,599	19,841	27,266	81,823	13,315,072
Total	**10,383,559**	**(709,214)**	**52,502**	**49,329**	**622,750**	**10,398,926**
Total Rupiah	**10,388,375**	**(709,214)**	**52,502**	**49,329**	**622,695**	**10,403,687**
Foreign Currencies						
Third Parties						
Working Capital	8,767,509	1,181,731	27,952	23,363	187,595	10,188,150
Total	**8,767,509**	**1,181,731**	**27,952**	**23,363**	**187,595**	**10,188,150**
Total Foreign Currencies	**8,767,509**	**1,181,731**	**27,952**	**23,363**	**187,595**	**10,188,150**
Total	**19,155,884**	**472,517**	**80,454**	**72,692**	**810,290**	**20,591,837**
Allowance for impairment losses	(3,695)	(119,054)	(34,546)	(23,691)	(567,333)	(748,319)
Total – Net	19,152,189	353,463	45,908	49,001	242,957	19,843,518
Total	**37.85%**	**16.62%**	**65.99%**	**55.02%**	**48.13%**	**37.16%**

Net loans disbursed in 2024 amounted to IDR73,239,516 million, an increase of 37.16% compared to 2023 which was IDR53,395,998 million with the classification of current loans in 2024 amounting to IDR69,758,287 million, special mention of IDR2,479,911 million, substandard of IDR115,481 million, doubtful of IDR138,061 million, and loss of IDR747,776 million.

Other Financial Ratios

Other financial ratios of Bank Jatim include profitability ratio, efficiency ratio and compliance ratio presented as follows.

Table of Other Financial Ratios

(in %)

Description	2024	2023	Increase/ Decrease
(1)	(2)	(3)	(2)-(3)
PROFITABILITY RATIO			
Return on Assets (ROA)	1.60%	1.87%	(0.27%)
Return on Equity (ROE)	11.89%	13.96%	(2.07%)
Net Interest Margin (NIM)	5.86%	5.57%	0.29%
EFFICIENCY RATIO			
Operating Expenses to Operating Income (BOPO)	81.89%	77.27%	4.62%
COMPLIANCE RATIO			
Statutory reverses in rupiah	1.66%	2.49%	(0.83%)
Statutory reverses in foreign exchange	9.02%	6.62%	2.40%

Return On Assets (ROA)

Bank Jatim's Return on Assets (ROA) in 2024 was recorded at 1.60%, a decrease of 0.27% compared to 2023, which stood at 1.87%. This decline was primarily due to an increase in total assets that was not proportionately matched by the growth in net profit.

Return On Equity (ROE)

Bank Jatim's Return on Equity (ROE) in 2024 was recorded at 11.89%, a decrease of -2.07% compared to 2023, which stood at 13.96%. This decline in ROE was primarily driven by an increase in equity that was not proportionately matched by the growth in net profit.

Net Interest Margin (NIM)

Bank Jatim's Net Interest Margin (NIM) in 2024 was recorded at 5.86%, an increase of 0.29% compared to 2023, which stood at 5.57%. This increase in NIM was primarily driven by the growth in loan and financing distribution, which contributed to the rise in net interest income throughout 2024.

Operating Expenses to Operating Income (BOPO)

Bank Jatim's Operating Expense to Operating Income Ratio (BOPO) in 2024 was recorded at 81.89%, an increase of 4.62% compared to 2023, which stood at 77.27%. The increase in the BOPO ratio was primarily driven by the rise in fund interest expenses throughout 2024, which led to a higher total operating expense.

Statutory Reverse Requirement (GWM)

In 2024, Bank Jatim's Statutory Reserve (GWM) in Rupiah was recorded at 1.66%, while the GWM in Foreign Currency reached 9.02%. These liquidity positions are under the provisions of Bank Indonesia Regulation No. 19/6/PBI/2017 dated April 17, 2017, regarding the Fifth Amendment to Bank Indonesia Regulation No. 15/15/PBI/2013 dated December 24, 2013, on Minimum Reserve Requirements in Rupiah and Foreign Currency for Conventional Commercial Banks. This reflects Bank Jatim's compliance with regulatory requirements and its ability to maintain optimal liquidity positions.

Fund Interest Rate

Information on competitive interest rates for savings, deposits and current accounts at Bank Jatim is presented as follows:

Table of Savings Interest Rate as of December 2024

Tier	Interest rate
SIMPEDA	
0 - < IDR1 million	0.00%
IDR1 million - < IDR10 million	0.50%
IDR10 million - < IDR50 million	0.75%
IDR50 million - < IDR500 million	1.00%
≥ IDR500 million	1.50%
SIKLUS	
0 - < IDR1 million	0.00%
IDR1 million - < IDR10 million	0.75%
IDR10 million - < IDR50 million	1.00%
IDR50 million - < IDR500 million	1.25%
≥ IDR500 million	1.50%
SIKLUS MIKRO KECIL (SiUMI)	
0 - IDR500 thousand	0.00%
> IDR500 thousand	1.50%
SIKLUS NELAYAN (SiNyal)	
0 - IDR500 thousand	0.00%
> IDR500 thousand	0.50%
HAJI	
All nominal	1.00%
TABUNGANKU	
0 - IDR500 thousand	0.00%
>IDR500 thousand - IDR1 million	0.25%
>IDR1 million	1.00%
	Notes: • Interest is calculated daily and in accordance with the applicable tiering • Interest is paid according to the payment period
SIKLUS PRIORITAS	
0 - < IDR500 thousand	0.00%
IDR500 thousand - < IDR7.5 million	1.50%
IDR7.5 million - < IDR100 million	1.75%
IDR100 million - < IDR1 billion	2.00%
≥IDR1 billion	2.25%
SIMPANAN LAKU PANDAI	
All nominal	0.50%
SIKLUS PENSIUN	
0 - < IDR250 thousand	0.00%
IDR250 thousand - < IDR7.5 million	1.25%
IDR7.5 million - < IDR100 million	1.50%
≥IDR100 million	1.75%
SIKLUS VALAS	
USD	
< USD 100	0.00%

Tier	Interest rate
> USD100.00-≤ USD10,000.00	0.05%
> USD10,000.00-≤ USD100,000.00	0.15%
> USD100,000.00	0.25%
SGD	
< SGD100	0.00%
> SGD100.00-≤ SGD10,000.00	0.05%
> SGD10,000.00-≤ SGD100,000.00	0.15%
> SGD100,000.00	0.20%
EUR	
0-EUR300	0.00%
> EUR300	0.10%
JPY	
All nominal	0.00%
HKD	
All nominal	0.00%

Table of Time Deposit Interest Rate as of December 2024

Tier	Tenor (month)						
	1 Month	2 Month	3 Month	6 Month	12 Month	18 Month	24 Month
≥IDR2,5 million - IDR1 billion	2.70% pa	2.80% pa	2.90% pa	3.00% pa	3.10% pa	3.15% pa	3.15% pa
>IDR1 billion	2.75% pa	2.85% pa	2.95% pa	3.05% pa	3.15% pa	3.15% pa	3.15% pa

Table of Foreign Exchange Interest Rate as of December 2024

Tier	Tenor (month)			
	1 Month	3 Month	6 Month	12 Month
USD				
≥ USD 1,000-≤ USD 100,000	0.75% pa			
> USD 100,000	1.00% pa			
SGD				
≥ SGD1,000	0.10% pa			
EUR				
≥ EUR750	Each placement is subject to approval by the authorized division			
JPY				
≥ JPY100,000	Each placement is subject to approval by the authorized division			
HKD				
≥ HKD7,500	Each placement is subject to approval by the authorized division			
AUD				
≥ AUD2,000	0.50% pa			
CNY				
≥ CNY7,000	0.70% pa			

***)** Above the counter rate, the branch requests approval from the Head Office

Table of Interest Rate of Deposit On Call as of December 2024

Tier	Interest rate
Deposito On Call (Rupiah)	0.75% below the market interest rate of Government Banks, BPD, or Private Banks obtained from LHBU or Reuters

Table of Interest Rate of Current Account as of December 2024

Tier	Interest rate
RUPIAH	
Progressive daily current account service calculation	
IDR0 - IDR5 million	0.00%
> IDR5 million - IDR100 million	0.50%
> IDR100 million - IDR1 billion	0.75%
> IDR1 billion - IDR500 billion	0.90%
> IDR500 billion - IDR750 billion	1.25%
> IDR750 billion	1.75%
Current account Escrow Account	Same as current account Rupiah. and must be included in the Cooperation Agreement (PK)
FOREIGN EXCHANGE	
USD Foreign Currency Current Account	
≤ USD1,000.00	0.00%
> USD1,000.00-≤ USD10,000.00	0.05%
> USD10,000.00-≤ USD100,000.00	0.15%
> USD100,000.00	0.25%
SGD Foreign Currency Current Account	
≤ SGD1,000.00	0.00%
> SGD1,000.00-≤ SGD10,000.00	0.05%
> SGD10,000.00-≤ SGD100,000.00	0.15%
> SGD100,000.00	0.20%
EUR Foreign Currency Current Account	
EUR	0.10%
JPY Foreign Currency Current Account	
JPY	0.00%
AUD Foreign Currency Current Account	
AUD 15,000 -< AUD 150,000	0.20%
≥ AUD 150,000	0.50%
HKD Foreign Currency Current Account	
HKD 78,000 -< HKD 780,000	0.20%
≥ HKD 780,000	0.50%
CNY Foreign Currency Current Account	
CNY 72,000 -< CNY 720,000	0.20%
≥ CNY 720,000	0.50%

Table of Profit Sharing Ratio

Produk	Profit Sharing Ratio	Profit Sharing Realization
Individual Wadiah Current Accounts	0.00%	0.00%
General Wadiah Current Accounts for Government/Services	0.00%	0.00%
Public Private Wadiah Current Accounts	0.00%	0.00%
General Mudharabah Current Accounts for Government/Services	5.00%	0.47%
Public Private Mudharabah Current Accounts	5.00%	0.47%
Individual Mudharabah Current Accounts	5.00%	0.47%
TabunganKu Ib	0.00%	0.00%
Si Pandai iB Barokah Savings	0.00%	0.00%
Simpel Savings	0.00%	0.00%
Santri Savings	0.00%	0.00%
Umroh iB Amanah Savings	0.00%	0.00%
Hajj Amanah Savings	10.00%	0.94%
Barokah Savings	12.50%	1.17%
Barokah Sejahtera Savings	4.00%	0.38%
iB Barokah Plan Savings	25.00%	2.35%
iB Barokah Pension Savings	15.00%	1.41%
1 Month Deposit	36.00%	3.38%
3 Months Deposit	38.00%	3.56%
6 Months Deposit	41.00%	3.85%
12 Months Deposit	42.50%	3.99%

Basic Loan Rate

The Basic Loan Rate (SBDK) is used as the basis for determining the credit interest rate that will be charged to customers. SBDK does not take into account the estimated risk premium component, the amount of which depends on the Bank's assessment of the risk of each debtor or group of debtors. Thus, the amount of loan interest charged to debtors is not necessarily the same as the SBDK. Non-KPR Consumption loan does not include the provision of funds through credit cards and unsecured credit (KTA).

Table of Basic Loan Rate

(in IDR millions)

Bank Jatim Basic Loan Rate as of December 2024				
Based on Business Segment				
Corporate Loan	Retail Loan	Micro Loan	Consumption Loan	
			KPR	Non KPR
7.85%	8.93%	13.35%	8.23%	9.52%

Information on the applicable SBDK at any time can be seen in publications at each Bank office and/or the Bank's website if the bank has a website (listed only for publications made through newspapers).

Quality Analysis of Productive Assets

Productive assets in 2024 amounted to IDR101,691,196 million, an increase of 3.15% compared to 2023 which amounted to IDR98,582,956 million. The quality of productive assets in 2024 is in the current category of IDR95,419,289 million, in special attention of IDR3,823,820 million, substandard of IDR201,510 million, doubtful of IDR220,155 million, and loss of IDR2,026,422 million.

Table of Productive Asset Quality

(in IDR millions)

No	POSTS	INDIVIDUAL						
		December 31, 2024						
		Current	Special mention	Sub standard	Doubtful	Loss	Total	
I	RELATED PARTIES							
1	Placement with other banks							
	a. Rupiah	-	-	-	-	-	-	
	b. Foreign exchange	-	-	-	-	-	-	
2	Spot and deritatives/forward receivables							
	a. Rupiah	-	-	-	-	-	-	
	b. Foreign exchange	-	-	-	-	-	-	
3	Securities owned							
	a. Rupiah	-	-	-	-	-	-	
	b. Foreign exchange	-	-	-	-	-	-	
4	Securities sold under repurchased agreement (Repo)							
	a. Rupiah	-	-	-	-	-	-	
	b. Foreign exchange	-	-	-	-	-	-	
5	Claims on securities purchased under agreement to resell (Reserve Repo)							
	a. Rupiah	-	-	-	-	-	-	
	b. Foreign exchange	-	-	-	-	-	-	
6	Acceptance Bill	-	-	-	-	-	-	
7	Loans and financing provided							
	a. Micro, Small, and Medium Enterprises (MSME) Debtors							
	i. Rupiah	47	-	-	-	-	47	
	ii. Foreign exchange	-	-	-	-	-	-	
	b. Non-MSME debtor							
	i. Rupiah	104,344	-	-	-	233	104,577	
	ii. Foreign exchange	-	-	-	-	-	-	
	c. Restrustured loan **)							
	i. Rupiah	-	-	-	-	-	-	
	ii. Foreign exchange	-	-	-	-	-	-	

	INDIVIDUAL					
	December 31, 2023					
	Current	Special mention	Sub standard	Doubtful	Loss	Total
	-	-	-	-	-	-
	-	-	-	-	-	-
	-	-	-	-	-	-
	-	-	-	-	-	-
	-	-	-	-	-	-
	-	-	-	-	-	-
	-	-	-	-	-	-
	-	-	-	-	-	-
	-	-	-	-	-	-
	-	-	-	-	-	-
	-	-	-	-	-	-
	1,263	-	-	41	-	1,304
	-	-	-	-	-	-
						-
	106,108	77,134	-	302	-	183,544
	-	-	-	-	-	-
	-	-	-	-	-	-
	-	-	-	-	-	-

No	POSTS	INDIVIDUAL						
		December 31, 2024						
		Current	Special mention	Sub standard	Doubtful	Loss	Total	
8	Equity capital	-	-	-	-	-	-	
9	Other receivables	-	-	-	-	-	-	
10	Commitment and contingencies							
	a. Rupiah	-	-	-	-	-	-	
	b. Foreign exchange	-	-	-	-	-	-	
11	Repossessed assets	-	-	-	-	-	-	
	TOTAL	**104,391**	**-**	**-**	**-**	**233**	**104,624**	
II	**NON-RELATED PARTIES**							
1	Placement with other banks							
	a. Rupiah	1,083,325	-	-	-	-	1,083,325	
	b. Foreign exchange	489,857	-	-	-	-	489,857	
2	Spot and deritatives/forward receivables							
	a. Rupiah	1,144	-	-	-	-	1,144	
	b. Foreign exchange	-	-	-	-	-	-	
3	Securities owned							
	a. Rupiah	17,787,861	-	-	-	-	17,787,861	
	b. Foreign exchange	-	-	-	-	-	-	
4	Securities sold under repurchased agreement (Repo)							
	a. Rupiah	9,149,544	-	-	-	-	9,149,544	
	b. Foreign exchange	-	-	-	-	-	-	
5	Claims on securities purchased under agreement to resell (Reserve Repo)							
	a. Rupiah	617,860	-	-	-	-	617,860	
	b. Foreign exchange	-	-	-	-	-	-	
6	Acceptance Bill	-	-	-	-	-	-	
7	Loans and financing provided							
	a. Micro, Small, and Medium Enterprises (MSME) Debtors							
	i. Rupiah	17,716,737	1,353,814	106,291	137,802	1,005,624	20,320,268	
	ii. Foreign exchange	-	-	-	-	-	-	
	b. Non-MSME debtor							
	i. Rupiah	41,172,711	1,388,937	64,901	68,182	824,562	43,519,293	
	ii. Foreign exchange	112,448	-	-	-	-	112,448	

	INDIVIDUAL					
	December 31, 2023					
	Current	Special mention	Sub standard	Doubtful	Loss	Total
	-	-	-	-	-	-
	-	-	-	-	-	-
	-	-	-	-	-	-
	-	-	-	-	-	-
	-	-	-	-	-	-
	107,371	**77,134**	**-**	**343**	**-**	**184,848**
	4,251,988	-	-	-	-	4,251,988
	324,209	-	-	-	-	324,209
	-	-	-	-	-	-
	-	-	-	-	-	-
	16,323,719	-	-	-	-	16,323,719
	112	-	-	-	-	112
	8,303,663	-	-	-	-	8,303,663
	-	-	-	-	-	-
	6,247,318	-	-	-	-	6,247,318
	-	-	-	-	-	-
	-	-	-	-	-	-
	13,056,992	1,013,811	54,947	100,919	552,665	14,779,334
	-	-	-	-	-	-
	37,869,286	1,272,486	42,466	36,841	575,642	39,796,721
	-	-	-	-	-	-

No	POSTS	INDIVIDUAL						
		December 31, 2024						
		Current	Special mention	Sub standard	Doubtful	Loss	Total	
	c. Restrustured loan **)							
	i. Rupiah	2,313,552	1,081,069	30,318	14,171	196,003	3,635,113	
	ii. Foreign exchange	-	-	-	-	-	-	
	iii property loan	-	-	-	-	-	-	
8	Equity instrument	100,000	-	-	-	-	100,000	
9	Other receivables	-	-	-	-	-	-	
10	Commitment and contingencies							
	a. Rupiah	4,721,574	-	-	-	-	4,721,574	
	b. Foreign exchange	48,285	-	-	-	-	48,285	
	TOTAL	**95,314,898**	**3,823,820**	**201,510**	**220,155**	**2,026,189**	**101,586,572**	
		95,419,289	**3,823,820**	**201,510**	**220,155**	**2,026,422**	**101,691,196**	
III	**OTHER INFORMATION**							
1	Total pledged bank assets							
	a. At Bank Indonesia	-	-	-	-	-	-	
	b. On the other hand	-	-	-	-	-	-	
2	Total CKPN on financial assets on productive assets	-	-	-	-	-	2,069,345	
3	Total PPA that must be formed for assets	-	-	-	-	-	2,865,430	
4	Percentage of credit to MSMEs to total credit	-	-	-	-	-	31,72%	
5	Percentage of credit to Small Micro Enterprises (UMK) to total credit	-	-	-	-	-	24,61%	
6	Percentage of total MSME debtors to total debtors	-	-	-	-	-	42,98%	
7	Percentage of total debtors of Micro Small Enterprises (UMK) to total debtors	-	-	-	-	-	41,03%	
8	Others							
	a. Channeling loans	-	-	-	-	-	633,818	
	b. Distribution of Mudharabah Muqayyadah funds	-	-	-	-	-	-	
	c. Write-off productive assets	-	-	-	-	-	4,783,899	
	d. Written off productive asset that were recovered/ successfully billed	-	-	-	-	-	1,411,825	
	e. Productive assets that are written off	-	-	-	-	-	-	

	INDIVIDUAL					
	December 31, 2023					
	Current	Special mention	Sub standard	Doubtful	Loss	Total
	2,782,704	1,005,926	18,786	4,798	88,991	3,901,204
	-	-	-	-	-	-
	-	-	-	-	-	-
	-	-	-	-	-	-
	-	-	-	-	-	-
	4,423,649	-	-	-	-	4,423,649
	46,191	-	-	-	-	46,191
	93,629,831	**3,292,223**	**116,199**	**142,549**	**1,217,298**	**98,398,108**
	93,737,202	**3,369,357**	**116,199**	**142,892**	**1,217,298**	**98,582,956**
	-	-	-	-	-	-
	-	-	-	-	-	-
	-	-	-	-	-	1,430,174
	-	-	-	-	-	1,994,025
	-	-	-	-	-	26,99%
	-	-	-	-	-	20,37%
	-	-	-	-	-	50,97%
	-	-	-	-	-	49,00%
	-	-	-	-	-	640,415
	-	-	-	-	-	-
	-	-	-	-	-	4,292,820
	-	-	-	-	-	1,228,552
	-	-	-	-	-	-

Bank Capital Structure

Significant regulatory developments greatly affect the operational and business conditions of Bank Jatim in the future, including the issuance of Financial Services Authority (OJK) Regulation Number 12/POJK.03/2021 concerning Commercial Banks. Based on the OJK Regulation, Bank Jatim becomes a Bank Group Based on Core Capital (KBMI) 2 (Banks with Core Capital of more than IDR6 trillion to IDR14 trillion) which was previously in the category of Commercial Banks based on Business Activities (BUKU) III.

As of the end of December 2024, Bank Jatim's core capital reached IDR12,991,006 million and supplementary capital (Tier-2) was IDR661,475 million. An effective, strong, and efficient capital strategy has become the focus of management as Bank Jatim continues to grow into a bigger and stronger bank.

Bank Jatim's capital components are dominated by permanent capital components, where the core capital component is the largest component in the bank's capital structure. In December 2024, Bank Jatim's core capital ratio individually to the bank's total ATMR reached 23.49% and consolidated reached 23.99%. This ratio is above the provisions set by the Financial Service Authority with a minimum limit of 6%. The calculation of the main core capital ratio (Common Equity Tier 1 Ratio) to the bank's total ATMR in December 2024 individually reached 22.34% and consolidated reached 22.83%, above the provisions set by the Financial service Authority with a minimum limit of 4.50%.

Management Policy and Basis of Management Policy Selection on Capital Structure

Bank Jatim's capital management policy is implemented to meet the capital adequacy set by the regulator to cover all risks and ensure that Bank Jatim's capital structure is efficient in supporting business growth in normal and crisis conditions, including participation in subsidiaries in order to meet stakeholder, investor and regulator expectations.

Bank Jatim prepares a Capital Plan based on an assessment and review of the required capital adequacy requirements and combines it with a review of the latest economic developments. Bank Jatim will always link financial objectives and capital adequacy to tolerable risks through the capital planning process, as well as businesses that are adjusted to the Bank's capital level and liquidity requirements. Bank Jatim's capital needs are also planned and discussed routinely, supported by analytical data. The Capital Plan is prepared by the Board of Directors as part of Bank Jatim's Business Plan and approved by the Board of Commissioners. This planning is expected to ensure the availability of sufficient capital and the creation of a strong capital structure to support future business growth.

The main objective of capital management is to ensure that the Bank can maintain a healthy capital ratio in order to support the business and maximize shareholder value. Bank Jatim in calculating the adequacy of capital refers to the provisions of the Financial Services Authority (OJK), including the following:

1. Financial Services Authority Regulation No. 11/POJK.03/2016 concerning the Minimum Capital Provision Obligation of Commercial Banks as amended several times, most recently by Financial Services Authority Regulation No. 27 of 2022 dated December 26, 2022.
2. Financial Services Authority Circular Letter No. 26/SEOJK.03/2016 dated July 14, 2016 concerning the Minimum Capital Provision Obligation according to Risk Profile and Fulfillment of Capital Equivalency Maintained Assets.

Bank Jatim calculates the Minimum Capital Provision Requirement (KPMM) to measure the Bank's capital capacity to absorb risk, namely by stages:

1. Calculating the adequacy of minimum capital provision using a standard approach referring to the Basel III Reforms (Standardized Approach) for credit risk, market risk and operational risk.
2. Calculating the adequacy of minimum capital provision according to Bank Jatim's risk profile. Based on Financial Services Authority Regulation No. 11/POJK.03/2016 concerning the Minimum Capital Provision Obligation of Commercial Banks as amended several times, most recently by Financial Services Authority Regulation No. 27 of 2022 dated December 26, 2022, it states that the minimum capital provision for banks with a risk profile rating 2 (low to moderate) has a minimum CAR ratio of 9% to less than 10%, so that the KPMM ratio according to Bank Jatim's risk profile is 9.88%.
3. Calculating additional capital as a buffer, in the event of a financial and economic crisis that can disrupt the stability of the financial system. The additional capital is in the form of a capital conservation buffer of 2.5% of Risk-Weighted Assets, while the countercyclical buffer and capital surcharge for systemic banks are 0% of Risk-Weighted Assets.

As of December 31, 2024, Bank Jatim had an individual CAR or Minimum Capital Adequacy Ratio (KPMM) of 23.49% and a consolidated CAR of 23.99% with Bank Jatim's total minimum CAR recorded at 12.38%. Throughout 2024, Bank Jatim has met the minimum CAR requirements required by the regulator.

Capital Adequacy

As one of the disclosures of Basel II Pillar III, the Financial Services Authority has issued Financial Services Authority Circular Letter Number 26/SEOJK.03/2016 dated July 14, 2016 concerning the Minimum Capital Adequacy Obligation according to Risk Profile and Fulfillment of Capital Equivalency Maintained Assets (CEMA). In relation to this, the bank has developed and implemented a methodology for the implementation of the Internal Capital Adequacy Assessment Process (ICAAP) and has taken into account Pillars I and II. ICAAP is a process for determining capital adequacy according to the risk profile and determining strategies to maintain capital levels where the methodology has been approved by management. The report on the minimum capital adequacy ratio according to the Risk Profile is reported periodically to the Financial Services Authority as a form of compliance with the provisions of the Financial Services Authority Circular Letter.

In line with Financial Services Authority Regulation No. 11/POJK.03/2016 concerning the Minimum Capital Adequacy Obligation of Commercial Banks as amended several times, most recently by Financial Services Authority Regulation No. 27 of 2022 dated December 26, 2022, where Banks must provide a minimum capital adequacy ratio according to the bank's risk profile plus the Capital Conservation Buffer, Countercyclical Buffer and Capital Surcharge for D-SIB (Domestic Systemically Important Bank). The Capital Conservation Buffer is needed by banks as a buffer in dealing with losses due to crisis conditions, while the Countercyclical Buffer is needed by banks as additional buffer capital to anticipate losses if there is excessive banking credit growth that has the potential to disrupt the stability of the financial system.

In 2024, in line with these provisions, the CAR that must be provided by considering the Low to Moderate (2) risk profile rating and Basel III Reforms wass 12.38% consisting of the KPMM ratio according to the Risk Profile of 9.88%, Capital Conservation Buffer of 2.5%, and Countercyclical Buffer of 0%. This achievement shows that Bank Jatim was able to have a larger capital reserve than the minimum CAR ratio required by the regulator. Internal measurements carried out by the bank have taken into account Pillars I and II, namely the minimum bank capital adequacy ratio according to the risk profile.

Capital Structure Details

In accordance with Financial Service Authority Regulation No. 27 of 2022 concerning the Second Amendment to Financial Service Authority Regulation Number 11/POJK.03/2016 about the Minimum Capital Provision Obligation for Commercial Banks. Bank capital consists of Core Capital (Tier-1) and Supplementary Capital (Tier-2). In terms of capital structure, until December 2024, a detailed description of the capital structure is presented in the following table.

Table of Capital Structure

(in IDR million)

Bank Jatim Capital Adequacy Position	December 31, 2024	
	Individual	Consolidation
Core Capital	11,132,593	12,991,006
Supplementary Capital	574,469	661,475
Total Capital	**11,707,062**	**13,652,481**
ATMR for Credit Risk	45,383,026	52,256,577
ATMR for Operational Risk	54,460	4,597,938
ATMR for Market Risk	4,398,974	54,460
Total Risk Weighted Assets	**49,836,459**	**56,908,975**
Capital Adequacy Ratio (%)		
CAR Ratio	23.49%	23.99%
CET 1 Ratio	22.34%	22.83%
Tier 1 Ratio	22.34%	22.83%
Tier 2 Ratio	1.15%	1.16%
Minimum CAR According to Risk Profile	**9.88%**	**9.88%**

Information on Capital and Risk Exposure

In accordance with the complexity of its business, the Bank manages 8 (eight) types of risk, namely credit risk, liquidity risk, market risk, operational risk, legal risk, reputation risk, strategic risk and compliance risk. However, this section only explains the risk management practices for credit risk, market risk, liquidity risk, and operational risk. Meanwhile, explanations related to other types of risk are presented in the Risk Profile and Management section on Corporate Governance in this Annual Report.

Disclosure of Quantitative Risk Exposure

Based on the Financial Services Authority Regulation (POJK) Number 37/POJK.03/2019 and OJK Circular Letter Number 9/SEOJK.03/2020 Concerning Transparency and Publication of Bank Reports and POJK Number 18/POJK.03/2016 concerning Implementation of Risk Management.

Credit Risk

Disclosure of Credit Quality on Assets

Table of Quality Disclosures on Bank Assets Individually as of December 31, 2024

Description	Gross Carrying Value		CKPN	CKPN		CKPN Sharia Exposure	CKPN (IRB Approach)	Net Value (A+B-C)
	Matured Receivables	Unmatured Receivables		Stage 2 and Stage 3	Stage 1			
	a	b	c	d	e	f	g	h
Loan	2,135,731.84	61,920,901.24	1,988,444.93	-	-	-	-	62,068,188.15
Securities	-	17,787,860.76	342.13	-	-	-	-	17,787,518.63
Administrative account transactions	81,787.89	4,004,558.34	-	-	-	-	-	4,086,346.23
Total	**2,217,519.74**	**83,713,320.33**	**1,988,787.06**	**-**	**-**	**-**	**-**	**83,942,053.01**

Table of Disclosure of Bank Asset Quality on a Consolidated Basis with Subsidiaries as of December 31, 2024

Description	Gross Carrying Value		CKPN	CKPN		CKPN Sharia Exposure	CKPN (IRB Approach)	Net Value (A+B-C)
	Matured Receivables	Unmatured Receivables		Stage 2 and Stage 3	Stage 1			
	a	b	c	d	e	f	g	h
Loan	2,135,731.84	73,364,272.69	1,905,385.64	-	-	-	-	73,594,618.89
Securities	-	20,367,544.05	2,712.97	-	-	-	-	20,364,831.08
Administrative account transactions	81,787.89	4,180,220.99	-	-	-	-	-	4,262,008.88
Total	**2,217,519.74**	**97,912,037.72**	**1,908,098.61**	**-**	**-**	**-**	**-**	**98,221,458.85**

Additional Disclosures Related to Credit Quality of Assets

Table of Disclosure of Net Receivables by Region (Individual)

No.	Portfolio Category	Report Date (December 2024)				Previous Year Report Date (December 2023)			
		Net Receivables by Region				Net Receivables by Region			
		Region 1	Region 2	Region 3	Total	Region 1	Region 2	Region 3	Total
(1)	(2)	(3)	(4)	(5)	(6)	(7)	(8)	(9)	(10)
1	Bills to the Government	-	-	-	29,655,340	-	-	-	37,413,622
2	Bills on Public Sector Entities	-	-	-	177,201	-	-	-	302,283
3	Claims to Multilateral Development Banks and International Institutions	-	-	-	-	-	-	-	-
4	Bills to Bank	-	-	-	2,526,317	-	-	-	4,949,366
5	Residential Property Secured Loans	-	-	-	2,292,742	-	-	-	1,965,012
6	Commercial Property Secured Loans	-	-	-	11,421	-	-	-	23,560
7	Employee or Pensioner Credit	-	-	-	24,330,062	-	-	-	23,544,938
8	Bills on Micro Businesses, Small Businesses, and Retail Portfolios	-	-	-	13,809,988	-	-	-	10,324,891
9	Bills on Corporations	-	-	-	27,484,862	-	-	-	23,129,331
10	Past Due Bills	-	-	-	1,130,648	-	-	-	726,097
11	Other Assets	-	-	-	3,082,757	-	-	-	2,803,430
	TOTAL	**-**	**-**	**-**	**104,501,338**	**-**	**-**	**-**	**105,182,531**

Table of Disclosure of Net Receivables by Remaining Contract Term (Individual)

No.	Portfolio Category	Report Date (December 2024)					
		Net receivables based on remaining contractual term					
		<1 Year	> 1 Year to 3 Years	> 3 Years to 5 Years	>5 Years	Non Contractual	Total
(1)	(2)	(3)	(4)	(5)	(6)	(7)	(8)
1	Bills to the Government	-	-	-	-	-	29,655,340
2	Bills on Public Sector Entities	-	-	-	-	-	177,201
3	Claims to Multilateral Development Banks and International Institutions	-	-	-	-	-	-
4	Bills to Bank	-	-	-	-	-	2,526,317

No.	Portfolio Category	Report Date (December 2024)					
		Net receivables based on remaining contractual term					
		<1 Year	> 1 Year to 3 Years	> 3 Years to 5 Years	>5 Years	Non Contractual	Total
(1)	(2)	(3)	(4)	(5)	(6)	(7)	(8)
5	Residential Property Secured Loans	-	-	-	-	-	2,292,742
6	Commercial Property Secured Loans	-	-	-	-	-	11,421
7	Employee or Pensioner Credit	-	-	-	-	-	24,330,062
8	Bills on Micro Businesses, Small Businesses, and Retail Portfolios	-	-	-	-	-	13,809,988
9	Bills on Corporations	-	-	-	-	-	27,484,862
10	Past Due Bills	-	-	-	-	-	1,130,648
11	Other Assets	-	-	-	-	-	3,082,757
	TOTAL	**-**	**-**	**-**	**-**	**-**	**104,501,338**

No.	Portfolio Category	Report Date (December 2023)					
		Net receivables based on remaining contractual term					
		<1 Year	> 1 Year to 3 Years	> 3 Years to 5 Years	>5 Years	Non Contractual	Total
(1)	(2)	(9)	(10)	(11)	(12)	(13)	(14)
1	Bills to the Government	-	-	-	-	-	37,413,622
2	Bills on Public Sector Entities	-	-	-	-	-	302,283
3	Claims to Multilateral Development Banks and International Institutions	-	-	-	-	-	-
4	Bills to Bank	-	-	-	-	-	4,949,366
5	Residential Property Secured Loans	-	-	-	-	-	1,965,012
6	Commercial Property Secured Loans	-	-	-	-	-	23,560
7	Employee or Pensioner Credit	-	-	-	-	-	23,544,938
8	Bills on Micro Businesses, Small Businesses, and Retail Portfolios	-	-	-	-	-	10,324,891
9	Bills on Corporations	-	-	-	-	-	23,129,331
10	Past Due Bills	-	-	-	-	-	726,097
11	Other Assets	-	-	-	-	-	2,803,430
	TOTAL	**-**	**-**	**-**	**-**	**-**	**105,182,531**

Table of Disclosure of Bills by Days Arrears - Bank Individually

No	Exposure type	December 31, 2024				December 31, 2024			
		Billing by Days in Arrears				Billing by Days in Arrears			
		> 90 days until 120 days	> 120 days until 180 days	> 180 days	Total	> 90 days until 120 days	> 120 days until 180 days	> 180 days	Total
1	Loans included in Matured Receivables	171,191.87	205,983.92	1,830,420.13	2,207,595.92	97,412.88	138,102.63	1,128,307.93	1,363,823.44
2	Securities included in Matured Receivables	-	-	-	-	-	-	-	-
	Total	**171,191.87**	**205,983.92**	**1,830,420.13**	**2,207,595.92**	**97,412.88**	**138,102.63**	**1,128,307.93**	**1,363,823.44**

Table of Disclosure of Performing and Non Performing Restructuring Assets

Description	Performing (L dan DPK Quality)		Non Performing (KL, D, M Quality)		Stage 1		Stage 2		Stage 3		CKPN Sharia Exposure
	Gross Carrying Value	CKPN	Gross Carrying Value	CKPN	Gross Carrying Value	CKPN	Gross Carrying Value	CKPN	Gross Carrying Value	CKPN	
Securities	17,787,860.76	342.13	-	-	-	-	-	-	-	-	-
Loan	-	-	2,135,731.84	1,063,865.40	-	-	-	-	-	-	-
a. Corporate	21,366,300.12	630,270.36	-	-	-	-	-	-	-	-	-
b. Retail	13,572,994.24	157,432.78	-	-	-	-	-	-	-	-	-
Administrative Account Transaction	4,004,558.34	-	81,787.89	-	-	-	-	-	-	-	-

Quantitative Disclosures Related to Credit Risk Mitigation Techniques

Table of Quantitative Disclosure of Individual Bank Credit Risk Mitigation Techniques as of December 2024

Description	Receivables not secured by MRK techniques	Receivables Secured by MRK Techniques	Receivables Secured by Collateral	Receivables Secured by Guarantees, Guarantees and/or Loan Insurance	Receivables Secured by Loan Derivatives
1 Loan	2,514,668.65	59,553,519.50	1,486,616.21	-	-
2 Securities	17,787,518.63	-	-	-	-
3 Total	20,302,187.28	59,553,519.50	1,486,616.21	-	-
Matured Loans and Securities	**536,234.78**	**1,071,866.44**	**535,631.66**	**-**	**-**

Table of Quantitative Disclosure of Credit Risk Mitigation Techniques of the Bank on a Consolidated Basis with Subsidiaries as of December 2024

Description	Receivables not secured by MRK techniques	Receivables Secured by MRK Techniques	Receivables Secured by Collateral	Receivables Secured by Guarantees, Guarantees and/or Loan Insurance	Receivables Secured by Loan Derivatives
1 Loan	2,523,738.43	71,070,880.46	1,527,955.47	-	-
2 Securities	20,364,831.08	-	-	-	-
3 Total	22,888,569.51	71,070,880.46	1,527,955.47	-	-
Matured Loans and Securities	**536,234.78**	**1,071,866.44**	**535,631.66**	**-**	**-**

Disclosure of Loan Risk Exposure and Impact of Loan Risk Mitigation Techniques

Table of Quantitative Disclosure of Credit Risk Exposure and Impact of Credit Risk Mitigation Techniques of Individual Banks as of December 2024

Kategori Portofolio	Net Receivables Before Application of FKK and MRK Techniques		Net Receivables After Application of FKK and MRK Techniques		ATMR and Average Risk Weight	
	Financial Position Report	Account Transactions Administrative	Financial Position Report	Account Transactions Administrative	ATMR	Average Risk Weight (e/(c+d))
Claims to Government	29,655,304.00	3.00	34,277.00	-	34,277.00	33%
Claims to Public Sector Entities	175,806.00	1,395.00	87,903.00	697.50	88,600.50	50%
Claims on Multilateral Development Banks and International Agencies	-	-	-	-	-	0%
Claims on Banks	2,515,151.00	11,166.00	715,173.50	73.20	715,246.70	25%
Claims on Securities Companies and Other Financial Services Institutions	-	-	-	-	-	0%
Claims on Covered Bond	-	-	-	-	-	0%
Claims on Corporates - General Corporate Exposure	22,868,357.00	4,270,697.00	18,896,964.30	3,041,851.35	21,938,815.65	78%
Claims on securities companies and other financial services institutions	-	-	-	-	-	0%
Special Financing Exposure	-	-	-	-	-	0%
Claims in the form of Securities/ Subordinated Debt,	-	-		-	-	-
Equity, and Other Capital Instruments	-	-	-	-	-	-
Claims on Micro, Small, and	13,415,561.00	394,427.00	5,990,522.85	131,012.55	6,121,535.40	45%
Retail Portfolios	**-**	**-**	**-**	**-**	**-**	**-**

Table of Quantitative Disclosure of Credit Risk Exposure and Impact of Credit Risk Mitigation Techniques of the Bank on a Consolidated Basis with Subsidiaries as of December 2024

Portfolio Category	Net Receivables Before Application of FKK and MRK Techniques		Net Receivables After Application of FKK and MRK Techniques		ATMR and Average Risk Weight	
	Financial Position Report	Account Transactions Administrative	Financial Position Report	Account Transactions Administrative	ATMR	Average Risk Weight (e/(c+d))
Claims to Government	32,395,495.00	3.00	34,277.00	-	34,277.00	33%
Claims to Public Sector Entities	175,806.00	1,395.00	87,903.00	697.50	88,600.50	50%
Claims on Multilateral Development Banks and International Agencies	-	-	-	-	-	0%
Claims on Banks	3,160,623.00	11,166.00	844,362.20	73.20	844,435.40	25%
Claims on Securities Companies and Other Financial Services Institutions			-	-	-	0%
Claims on Covered Bond	-	-	-	-	-	0%
Claims on Corporates - General Corporate Exposure	23,719,297.00	4,279,855.00	19,723,736.45	3,032,225.60	22,755,962.05	78,00%
Claims on securities companies and other financial services institutions	-	-	-	-	-	0%
Special Financing Exposure	-	-	-	-	-	0%
Equity, and Other Capital Instruments	-	-	-	-	-	-
Ekuitas, dan Instrumen Modal Lainnya	-	-	-	-	-	-
Claims on Micro, Small, and	14,139,644.00	540,523.00	6,307,483.95	187,879.50	6,495,363.45	45%
Retail Portfolios	**-**	**-**	**-**	**-**	**-**	**-**

Disclosure of Exposures by Asset Class and Risk Weighting

Table of Exposure Disclosure Based on Asset Class and Bank Risk Weight Individually as of December 2024

Portfolio Category	0%	20%	50%	100%	150%	Lainnya	Net Receivables After FKK and MRK Techniques
Claims to Government	29,621,027.00	-	-	34,277.00	-	-	34,277.00

Risk Weight	Net Receivables of Financial Position Report	Net Receivables Transaction Administrative Account before imposition of FKK)	FKK Average	Net Receivables (After imposition of FKK and MRK Techniques)
<40%	-	-	-	-
40%-70%	-	-	-	-
75%	-	-	-	-
80%	-	-	-	-

Risk Weight	Net Receivables of Financial Position Report	Net Receivables Transaction Administrative Account before imposition of FKK)	FKK Average	Net Receivables (After imposition of FKK and MRK Techniques)
85%	-	-	-	-
90%-100%	-	-	-	-
105%-130%	-	-	-	-
150%	-	-	-	-
250%	-	-	-	-
400%	-	-	-	-
1250%	-	-	-	-
Total Net Receivables	-	-	-	-

Market Risk

Market Risk Disclosure with Standard Method

The Bank periodically calculates the Capital Adequacy Requirement (KPMM) using the standard method which is reported monthly to the Financial service Authority (OJK). Meanwhile, the consolidated position with Subsidiaries is reported quarterly. This reporting is carried out in order to improve the quality and quantity of the Bank's capital so that the Bank is able to absorb potential losses due to financial and economic crises.

Table of Market Risk Disclosure Using the Standard Method for 2024

(in IDR millions)

No	Risk Type	December 31, 2024			
		Bank		Consolidation *)	
		Capital Cost	ATMR	Capital Cost	ATMR
(1)	(2)	(3)	(4)	(5)	(6)
1	Interest Rate Risk	-	-	-	-
	a. Specific Risk	-	-	-	-
	b. General Risk	-	-	-	-
2	Foreign Exchange Risk	4,308.00	54,459.50	4,308.00	54,459.50
3	Equity Risk	-	-	-	-
4	Commodity Risk	-	-	-	-
Total		**4,308.00**	**54,459.50**	**4,308.00**	**54,459.50**

Note: *) Consolidation: Subsidiary Entity has no trading transactions yet

Disclosure of Interest Rate Risk in Banking Book (IRRBB) Exposure

Interest Rate Risk in the Banking Book is the risk from interest rate movements in the market that are contrary to the Banking Book position that has the potential to impact the Bank's capital and income both now and in the future.

In accordance with OJK Circular Letter No. 12/SEOJK.03/2018 concerning the Implementation of Risk Management and Risk Measurement of the Standard Approach for Interest Rate Risk in the Banking Book for Commercial Banks, the Bank uses 2 (two) methods in measuring IRRBB Risk as follows:

1. Measurement based on changes in the economic value of equity, which abbreviated as EVE, is a method that measures the impact of changes in interest rates on the economic value of the Bank's equity; and
2. Measurement based on changes in net interest income, which abbreviated as NII, is a method that measures the impact of changes in interest rates on the Bank's income.

Based on the calculation results as of the end of December 2024, the impact of changes in interest rates on the economic value of equity and net interest income is as follows:

Disclosure Table of Interest Rate Risk Exposure in Banking Book (IRRBB) - Bank Individually

(in IDR millions)

Periode	Δ EVE		Δ NII	
	December 2024	December 2023	December 2024	December 2023
(2)	(3)	(4)	(5)	(6)
Parallel Up	(1,476,928)	551,372	(398,188)	(175,305)
Parallel Down	1,471,415	(832,759)	390,531	148,385
Steepener	(736,749)	(224,010)	-	-
Flattener	179,414	206,086	-	-
Short rate up	(406,374)	498,472	-	-
Short rate down	480,027	(500,248)	-	-
Negative Maximum Value (absolute)	1,471,415	551,372	398,188	175,305
Tier-1 Capital (for Δ EVE) or Projected Income (for Δ NII)	11,019,791	11,025,184	6,174,579	7,159,551
Maximum Value divided by Tier-1 Capital or Projected Income	13.35%	5.00%	6.45%	2.45%

Qualitative Analysis	
1	IRRBB for measuring and controlling bank risk, is defined as the risk resulting from interest rate movements in the market that are contrary to the Banking Book position, which has the potential to impact capital and profitability.
2	The IRRBB value in the current bank reporting period is still within the OJK threshold. The Risk Management and risk mitigation strategies for IRRBB are: a. The Bank evaluates the composition and structure of portfolios exposed to interest rate risk for both Rate Sensitive Asset (RSA) and Rate Sensitive Liability (RSL) portfolios, and regulates the RSA and RSL to be more proportional. b. Evaluates and applies interest rate patterns to each portfolio, both RSA and RSL, or changes the pricing structure in ALCO.
3	The Bank's IRRBB calculation period is every quarter. The specific measurements used by the Bank in calculating IRRBB using the EVE and NII methods are: a. CASA Non LPS is included in the Over Night time bucket. While CASA LPS multiplied by Core Deposit and Non Core Deposit is classified into time bucket 4; 4.5 and 5 years based on Transactional and Non Transactional. CASA LPS slotting is also adjusted to the behavior of each type of CASA portfolio. b. The Bank disburses cash from the RSA component. c. The Bank adds up the principal and interest cash flow which is then shocked based on the predetermined scenario.
4	IRRBB calculation uses the EVE and NII methods in accordance with the interest rate shock scenario and stress scenario set by OJK. The shock scenarios carried out are: a. Paralel up b. Paralel down c. Steppener d. Flattener e. Short Up f. Short Down While for NII only 2 (two) shock scenarios are carried out, namely Parallel Up and Parallel Down.

Qualitative Analysis	
5	The Bank uses the modeling assumptions used in the IRRBB calculation report with a standard approach, namely for CPR, TDRR, NMD Behavior in accordance with the agreed internal model. CPR and TDRR modeling, as attached.
6	Banks have not implemented Hedging in banking activities.
7	Comprehensive explanation of the main assumptions of modeling and parametric used in calculating ΔEVE and ΔNII, at least contains: a. The Bank uses Risk Free Rate in the calculation with the EVE method, namely the interest rate of Government Securities per term. During the period 2003 to the applicable reporting period sourced from Bloomberg and IBPA. b. Determining the Behavior of Non Maturity Deposit (NMD) based on the behavior of maturity and interest rates in accordance with the categories determined by the OJK. Where by calculating non-core - core deposits with the behavior of savings stability, which is combined with the movement of realized interest rates and market interest rates. Then estimating the sensitivity level of real deposit rates to the JIBOR interest rate. c. The methodology used to estimate the prepayment rate of loans and/or early withdrawal rates for time deposits and other significant assumptions, is in accordance with the attached documents, namely: TDRR and CPR modeling. d. The Bank has not/did not prepare other assumptions, including instruments with behavioral options that have been removed from the calculation, which have a material impact on Δ EVE and Δ NII in the IRRBB calculation report using the standard approach. e. The Bank has not/did not prepare a methodology for cross-currency aggregation and significant cross-currency interest rate correlations, because there are no foreign currencies that have significant value (more than 5%).

Quantitative Analysis	
1	As of December 2024, there is a difference in the EVE and NII values from the results of the previous reporting calculations (namely the position in December 2023). In December 2024, the EVE impact of 13.35% increased by 8.35% compared to December 2023 which was 5% where the ratio is still within the threshold (the EVE limit provisions from the regulator are a maximum of 15% while the soft limit determined by the Bank internally is 14.5%), the smaller the value of this ratio, the smaller the interest rate risk that may occur. Meanwhile, the NII value in December 2024 was 6.45% and increased by 4% compared to December 2023 which was 2.45%, where the ratio improved from the previous period (still within the threshold) while the soft limit determined by the Bank internally was a maximum of 14%.
2	On an annual basis from December 2023 to December 2024, the EVE Ratio and NII Ratio increased due to: The R-Current position still shows an increasing trend in interest rates for both short-term and long-term tenors, so that the Bank has a risk of increasing interest rates on all tenors.
3	The average interest rate adjustment period (repricing maturity) applied to NMD is spread from a short term in the overnight tenor to 5 (five) years according to each category determined by the OJK.

Disclosure Table of Interest Rate Risk Exposure in Banking Book (IRRBB) - Bank on a Consolidated Basis with Subsidiaries

(in IDR millions)

Periode	Δ EVE		Δ NII	
	December 2024	December 2023	December 2024	December 2023
(2)	(3)	(4)	(5)	(6)
Parallel Up	1,971,561	551,372	(626,764)	(175,305)
Parallel Down	(2,923,594)	(832,759)	597,466	148,385
Steepener	483,030	(224,010)	-	-
Flattener	(263,267)	206,086	-	-
Short rate up	891,580	498,472	-	-
Short rate down	(889,022)	(500,248)	-	-
Negative Maximum Value (absolute)	1,971,561	551,372	626,764	175,305
Tier-1 Capital (for Δ EVE) or Projected Income (for Δ NII)	13,878,204	11,025,184	6,383,943	7,159,551
Maximum Value divided by Tier-1 Capital or Projected Income	14.21%	5.00%	9.82%	2.45%

Qualitative Analysis

1	IRRBB, for the measurement and control of Bank Risk, is defined as the risk resulting from movements in market interest rates that are contrary to the Banking Book position, potentially impacting capital and profitability.
2	The IRRBB value in the Bank's current reporting period remains within the OJK threshold. Risk management and mitigation strategies for IRRBB include: a. The Bank evaluates the composition and structure of portfolios exposed to interest rate risk for both Rate Sensitive Asset (RSA) and Rate Sensitive Liability (RSL) portfolios, and adjusts RSA and RSL to be more proportionate. b. The Bank evaluates and applies interest rate patterns to each of the existing RSA and RSL portfolios or adjusts the pricing structure through ALCO.
3	The Bank's IRRBB calculation period is conducted on a quarterly basis. The specific measurement methods used by the Bank to calculate IRRBB—using both the EVE and NII approaches—are as follows: a. CASA Non-LPS is classified in the overnight time bucket. Meanwhile, CASA LPS, multiplied by Core Deposit and Non-Core Deposit ratios, is categroized into the 4, 4.5, and 5-year time buckets based on Transactional and Non-Transactional classifications. CASA LPS slotting is also adjusted based on the behavioral characteristics of each CASA portfolio type. b. The Bank releases cash from the RSA component. c. The Bank aggregates the principal and interest cash flows on which the shock is applied based on predetermined scenarios.
4	The calculation of IRRBB uses the EVE and NII methods in accordance with the interest rate shock and stress scenarios determined by OJK. The shock scenarios applied are as follows: a. Paralel up b. Paralel down c. Steppener d. Flattener e. Short Up f. Short Down For NII, however, only two (2) shock scenarios are applied—namely, Parallel Up and Parallel Down.
5	The Bank uses modeling assumptions in the IRRBB calculation report based on the standard approach, specifically for CPR, TDRR, and NMD Behavior, in accordance with the internally approved model. The modeling of CPR and TDRR is provided in the attachments.
6	The Bank has not yet implemented hedging in its activities.
7	A comprehensive explanation of the main modeling and parametric assumptions used in calculating ΔEVE and ΔNII includes at least the following: a. The Bank uses the Risk-Free Rate in EVE calculations, which refers to the government securities interest rate for each time period. Data from 2003 to the current reporting period is sourced from Bloomberg and IBPA. b. The behavior of Non-Maturity Deposits (NMDs) is determined based on maturity patterns and interest rate behavior, in accordance with the categories set by OJK. This involves calculating core and non-core deposits using deposit stability behavior, combined with observed and market interest rate movements. The Bank then estimates the sensitivity of real deposit rates to JIBOR interest rate movements. c. The methodology used to estimate loan prepayment rates and/or early withdrawal rates for time deposits, along with other significant assumptions, is detailed in the attached documents, which are specifically the TDRR and CPR models. d. The Bank has not prepared additional assumptions, including instruments with behavioral options that have been excluded from the calculation, which have a material impact on ΔEVE and ΔNII in the IRRBB calculation report under the standardized approach. e. The Bank has not prepared a methodology for aggregating across currencies or correlating interest rates between significant currencies, as there are no foreign currencies with a significant value (exceeding 5%).

Quantitative Analysis

1	As of December 2024, there is a difference in the EVE and NII values compared to the reporting calculation results from December 2023. The EVE impact position stood at 14.21%, which remains within the regulatory threshold (with the maximum EVE limit set at 15%). A lower ratio indicates a lower potential interest rate risk. Meanwhile, the NII value for the December 2024 period was recorded at 9.82%, which also remains within the regulatory threshold.
2	On an annual (consolidated) basis as of December 2024, R-Current showed an increasing trend in interest rates across both short-term and long-term tenors, resulting in the rising interest rate risks across all tenors.
3	The average repricing maturity period applied to NMD ranges from overnight tenors to up to 5 (five) years, in accordance with the categories set by OJK.

Liquidity Risk

In order to improve liquidity resilience, the Bank periodically carries out risk management by measuring short-term liquidity adequacy using the Liquidity Coverage Ratio (LCR) and long-term liquidity adequacy using the Net Stable Funding Ratio (NSFR). The Bank manages both the LCR and NSFR ratios above the 100% minimum on both individual and consolidated levels in accordance with regulatory requirements.

Table of Liquidity Coverage Ratio Disclosure

(in IDR millions)

No	Components	Consolidated			
		Quarter IV of 2024		Quarter III of 2024	
		Outstanding liabilities and commitments / Contractual invoice value	HQLA value after haircut, or Outstanding liabilities and commitments multiplied by run-off rate, or Contractual invoice value multiplied by inflow rate	Outstanding liabilities and commitments / Contractual invoice value	HQLA value after haircut, or Outstanding liabilities and commitments multiplied by run-off rate, or Contractual invoice value multiplied by inflow rate
1	Number of Data Points Used in LCR Calculation		3 Months		3 Months
HIGH-QUALITY LIQUID ASSETS					
2	Total high-quality liquid assets (HQLA)		28,063,689		24,559,040
CASH OUTFLOWS					
3	Individual customer deposits and funding from Micro and Small Enterprise customers, consisting of:	56,470,750	3,676,469	52,791,058	3,492,245
	a. Stable deposits/ funding	39,412,128	1,970,606	35,737,224	1,786,861
	b. Less stable deposits/ funding	17,058,622	1,705,862	17,053,834	1,705,383
4	Funding derived from corporate customers, consisting of:	32,154,598	8,881,619	30,676,259	8,249,617
	a. Operational deposits	19,640,386	4,319,874	20,452,181	4,478,231
	b. Non-operational deposits and/or other non-operational liabilities	12,514,212	4,561,745	10,224,077	3,771,386
5	Secured funding		-		-
6	Additional requirements, consisting of:	6,260,060	2,407,298	5,792,230	1,739,247
	a. Cash outflows from derivative transactions	-	-	-	-
	b. Cash outflows due to increased liquidity requirements	-	-	-	-
	c. Cash outflows resulting from loss of funding	-	-	-	-
	d. Cash outflows from the withdrawal of committed credit and liquidity facilities	-	-	-	-

	Individual			
	Quarter IV of 2024		Quarter III of 2024	
	Outstanding liabilities and commitments / Contractual invoice value	HQLA value after haircut, or Outstanding liabilities and commitments multiplied by run-off rate, or Contractual invoice value multiplied by inflow rate	Outstanding liabilities and commitments / Contractual invoice value	HQLA value after haircut, or Outstanding liabilities and commitments multiplied by run-off rate, or Contractual invoice value multiplied by inflow rate
		3 Months		3 Months
		19,921,523		24,559,040
	50,315,721	3,223,514	52,791,058	3,492,245
	36,161,156	1,808,058	35,737,224	1,786,861
	14,154,565	1,415,457	17,053,834	1,705,383
	26,743,630	7,235,089	30,676,259	8,249,617
	17,546,325	3,833,027	20,452,181	4,478,231
	9,197,305	3,402,062	10,224,077	3,771,386
		-		-
	4,985,435	876,423	5,792,230	1,739,247
	-	-	-	-
	-	-	-	-
	-	-	-	-
	-	-	-	-

No	Components	Consolidated				
		Quarter IV of 2024		Quarter III of 2024		
		Outstanding liabilities and commitments / Contractual invoice value	HQLA value after haircut, or Outstanding liabilities and commitments multiplied by run-off rate, or Contractual invoice value multiplied by inflow rate	Outstanding liabilities and commitments / Contractual invoice value	HQLA value after haircut, or Outstanding liabilities and commitments multiplied by run-off rate, or Contractual invoice value multiplied by inflow rate	
	e. Cash outflows related to other contractual obligations in fund distribution	2,406,848	2,406,848	1,738,558	1,738,558	
	f. Cash outflows from other contingent funding liabilities	3,853,213	451	4,053,672	689	
	g. Other contractual cash outflows	-	-	-	-	
7	TOTAL CASH OUTFLOWS		14,965,386	0	13,481,109	
CASH INFLOWS						
8	Secured lending	2,508,955	-	5,473,167	-	
9	Inflows from fully performing exposures	2,882,819	512,629	3,958,865	279,138	
10	Other cash inflows	-	-	-	-	
11	TOTAL CASH INFLOWS	5,391,774	512,629	9,432,033	279,138	
12	**TOTAL HQLA**		**28,063,689**		**24,559,040**	
13	**TOTAL NET CASH OUTFLOWS**		**14,452,757**		**13,201,971**	
14	**LIQUIDITY COVERAGE RATIO (%)**		**194.18%**		**186.03%**	

ANALYSIS

As of December 2024, the Quarterly LCR for Individual Banks was 194.18%, reflecting an increase of 8.15% from 186.03% in the September 2024 position. This decrease was driven by a 14.27% quarter-to-quarter (qtq) rise in Average HQLA.

	Individual			
	Quarter IV of 2024		Quarter III of 2024	
	Outstanding liabilities and commitments / Contractual invoice value	HQLA value after haircut, or Outstanding liabilities and commitments multiplied by run-off rate, or Contractual invoice value multiplied by inflow rate	Outstanding liabilities and commitments / Contractual invoice value	HQLA value after haircut, or Outstanding liabilities and commitments multiplied by run-off rate, or Contractual invoice value multiplied by inflow rate
	875,755	875,755	1,738,558	1,738,558
	4,109,680	668	4,053,672	689
	-	-	-	-
		11,335,026	0	13,481,109
	617,860	-	5,473,167	-
	1,814,328	132,236	3,958,865	279,138
	-	-	-	-
	2,432,188	132,236	9,432,033	279,138
		19,921,523		**24,559,040**
		11,202,790		**13,201,971**
		177.83%		**186.03%**

Table of Net Stable Funding Ratio (NSFR) Exposure Disclosure – Individual Basis

(in IDR Millions)

No	ASF Components	Position as of December 2024				
		Carrying Value by Remaining Maturity (in IDR Millions)				Total Carrying Value
		Without Maturity	< 6 months	≥ 6 months - < 1 year	≥ 1 year	
1	Capital:	14,567,851	-	-	-	14,567,851
2	Capital in accordance with OJK CAR Regulation	14,567,851	-	-	-	14,567,851
3	Other capital instruments	-	-	-	-	-
4	Deposits from individual customers and funding from micro and small business customers.	33,299,683	16,530,744	192,460	29,935	46,860,950
5	Stable deposits and funding	30,141,578	5,979,603	87,173	21,282	34,419,219
6	Less stable deposits and funding	3,158,104	10,551,141	105,286	8,653	12,441,731
7	Funding from corporate customers	23,527,310	15,058,517	2,724,032	808,626	19,852,731
8	Operational deposits	22,196,047	5,092	2,320	-	11,101,730
9	Other funding from corporate customers	1,331,263	15,053,425	2,721,712	808,626	8,751,001
10	Liabilities with matching interdependent assets	-	8,780,366	-	-	-
11	Other liabilities and equity	328,904	14,473	151,365	2,496,152	2,571,835
12	NSFR derivative liabilities					
13	Other liabilities and equity not included in the above categories	328,904	14,473	151,365	2,496,152	2,571,835
14	**Total ASF**					**83,853,366**

No	RSF Components	Position as of December 2024				
		Carrying Value by Remaining Maturity (in IDR Millions)				Total Carrying Value
		Without Maturity	< 6 months	≥ 6 months - < 1 year	≥ 1 year	
15	Total HQLA in NSFR calculation					971,381
16	Deposits with other financial institutions for operational purposes	479,610	-	-	-	239,805

	Position as of September 2024				
	Carrying Value by Remaining Maturity (In IDR Millions)				Total Carrying Value
	Without Maturity	< 6 months	≥ 6 months - < 1 year	≥ 1 year	
	12,346,310	-	-	-	12,346,310
	12,346,310	-	-	-	12,346,310
	-	-	-	-	-
	32,654,298	19,988,582	89,492	20,076	49,540,933
	32,646,106	8,499,793	88,543	19,102	39,191,821
	8,192	11,488,789	949	974	10,349,112
	23,834,791	12,166,902	11,992	2,677	17,255,876
	23,834,791	900	1,492	2,320	11,920,911
	-	12,166,002	10,500	357	5,334,965
	-	2,840,965	-	-	-
	328,904	17,302	152,385	2,175,805	2,251,998
	328,904	17,302	152,385	2,175,805	2,251,998
					81,395,116

	Position as of September 2024				
	Carrying Value by Remaining Maturity (In IDR Millions)				Total Carrying Value
	Without Maturity	< 6 months	≥ 6 months - < 1 year	≥ 1 year	
					1,125,227
	639,234	-	-	-	319,617

No	RSF Components	Position as of December 2024				
		Carrying Value by Remaining Maturity (in IDR Millions)				Total Carrying Value
		Without Maturity	< 6 months	≥ 6 months - < 1 year	≥ 1 year	
17	Loans classified as Current and Special Mention (performing).	-	17,172,443	4,123,568	65,209,198	60,987,462
18	Loans to financial institutions secured by Level 1 HQLA	-	9,767,405	-	-	976,740
19	Loans to financial institutions not secured by Level 1 HQLA or unsecured	-	1,304,283	3,201	151,470	348,713
20	Loans to corporates, retail, MSMEs, government institutions, BI, foreign governments & PSEs	-	4,666,511	3,822,768	60,635,672	55,784,961
21	Qualifying for 35% risk weight per OJK Risk-Weighted Asset regulation	-	34,000	128,000	-	81,000
22	Mortgage-backed loans not currently pledged	-	-	-	-	-
23	Qualifying for a risk weight of 35% or lower, in accordance with OJK Circular Letter on Risk-Weighted Assets (ATMR) for Credit Risk.	-	18,536	29,467	3,738,108	2,453,772
24	Securities categorized as Performing and Underperforming that are not pledged, not in default, and not classified as HQLA, including publicly traded stocks.	-	1,381,708	140,131	683,948	1,342,275
25	Assets with matching interdependent liabilities	-	-	-	-	-
26	Other assets	65,745	129,747	28,040	3,884,570	4,108,102
27	Traded physical commodities including gold	-				-

	Position as of September 2024				
	Carrying Value by Remaining Maturity (In IDR Millions)				Total Carrying Value
	Without Maturity	< 6 months	≥ 6 months - < 1 year	≥ 1 year	
	-	16,511,295	3,913,399	52,848,698	50,275,669
	-	7,648,006	-	-	764,801
	-	3,545,528	14,211	159,334	698,268
	-	4,438,385	3,638,437	49,121,805	45,791,945
	-	-	-	-	-
	-	-	-	-	-
	-	11,656	22,222	2,909,170	1,907,899
	-	867,720	238,529	658,389	1,112,756
	-	-	-	-	-
	9,590	15,367	22,704	3,939,843	3,987,504
	-				-

No	RSF Components	Position as of December 2024				
		Carrying Value by Remaining Maturity (in IDR Millions)				Total Carrying Value
		Without Maturity	< 6 months	≥ 6 months - < 1 year	≥ 1 year	
28	Cash, securities, and other assets recorded as initial margin for derivative contracts, and cash or other assets pledged as default fund to the central counterparty (CCP).		-	-		-
29	NSFR derivative assets		-	-		-
30	NSFR derivative liabilities before variation margin		-	-		-
31	All other assets not included in the categories above	65,745	129,747	28,040	3,884,570	4,108,102
32	Administrative Account		4,558,418	34,176		4,557,995
33	**Total RSF**					**66,340,926**
34	**Net Stable Funding Ratio (%)**					**126.40%**

Table of Net Stable Funding Ratio (NSFR) Exposure Disclosure – Consolidated

(In IDR Millions)

No	ASF Components	Position as of December 2024				
		Carrying Value by Remaining Maturity (in IDR Millions)				Total Carrying Value
		Without Maturity	< 6 months	≥ 6 months - < 1 year	≥ 1 year	
1	Capital:	12,494,291	-	-	-	12,494,291
2	Capital in accordance with OJK CAR Regulation	12,494,291	-	-	-	12,494,291
3	Other capital instruments	-	-	-	-	-
4	Deposits from individual customers and funding from micro and small business customers.	30,148,060	16,012,547	87,449	21,778	43,454,884
5	Stable deposits and funding	30,132,931	5,979,303	84,873	21,282	34,408,534
6	Less stable deposits and funding	15,129	10,033,244	2,576	496	9,046,350
7	Funding from corporate customers	21,018,318	11,080,307	13,058	1,870	15,213,768
8	Operational deposits	21,018,318	5,092	2,320	-	10,512,865

	Position as of September 2024				
	Carrying Value by Remaining Maturity (In IDR Millions)				Total Carrying Value
	Without Maturity	< 6 months	≥ 6 months - < 1 year	≥ 1 year	
	-				
	-				
	-				
	9,590	15,367	22,704	3,939,843	3,987,504
	35,170				
					55,743,186
					146.02%

	Position as of September 2024				
	Carrying Value by Remaining Maturity (in IDR Millions)				Total Carrying Value
	Without Maturity	< 6 months	≥ 6 months - < 1 year	≥ 1 year	
	12,346,310	-	-	-	12,346,310
	12,346,310	-	-	-	12,346,310
	-	-	-	-	-
	32,654,298	19,988,582	89,492	20,076	49,540,933
	32,646,106	8,499,793	88,543	19,102	39,191,821
	8,192	11,488,789	949	974	10,349,112
	23,834,791	12,166,902	11,992	2,677	17,255,876
	23,834,791	900	1,492	2,320	11,920,911

No	ASF Components	Position as of December 2024				
		Carrying Value by Remaining Maturity (in IDR Millions)				Total Carrying Value
		Without Maturity	< 6 months	≥ 6 months - < 1 year	≥ 1 year	
9	Other funding from corporate customers	-	11,075,216	10,738	1,870	4,700,903
10	Liabilities with matching interdependent assets	-	8,780,366	-	-	-
11	Other liabilities and equity	328,904	14,473	151,365	2,496,152	2,571,835
12	NSFR derivative liabilities		-			
13	Other liabilities and equity not included in the above categories	328,904	14,473	151,365	2,496,152	2,571,835
14	**Total ASF**					**73,734,778**

No	RSF Components	Position as of December 2024				
		Carrying Value by Remaining Maturity (in IDR Millions)				Total Carrying Value
		Without Maturity	< 6 months	≥ 6 months - < 1 year	≥ 1 year	
15	Total HQLA in NSFR calculation					875,235
16	Deposits with other financial institutions for operational purposes	479,610	-	-	-	239,805
17	Loans classified as Current and Special Mention (performing).	-	16,542,302	3,885,257	54,729,811	51,791,122
18	Loans to financial institutions secured by Level 1 HQLA	-	9,767,405	-	-	976,740
19	Loans to financial institutions not secured by Level 1 HQLA or unsecured	-	1,304,283	3,201	151,470	348,713
20	Loans to corporates, retail, MSMEs, government institutions, BI, foreign governments & PSEs	-	4,078,052	3,722,422	50,883,111	47,150,882

	Position as of September 2024				
	Carrying Value by Remaining Maturity (in IDR Millions)				Total Carrying Value
	Without Maturity	< 6 months	≥ 6 months - < 1 year	≥ 1 year	
	-	12,166,002	10,500	357	5,334,965
	-	2,840,965	-	-	-
	328,904	17,302	152,385	2,175,805	2,251,998
	328,904	17,302	152,385	2,175,805	2,251,998
					81,395,116

	Position as of September 2024				
	Carrying Value by Remaining Maturity (in IDR Millions)				Total Carrying Value
	Without Maturity	< 6 months	≥ 6 months - < 1 year	≥ 1 year	
					1,125,227
	639,234	-	-	-	319,617
	-	16,511,295	3,913,399	52,848,698	50,275,669
	-	7,648,006	-	-	764,801
	-	3,545,528	14,211	159,334	698,268
	-	4,438,385	3,638,437	49,121,805	45,791,945

No	RSF Components	Position as of December 2024				
		Carrying Value by Remaining Maturity (in IDR Millions)				Total Carrying Value
		Without Maturity	< 6 months	≥ 6 months - < 1 year	≥ 1 year	
21	Qualifying for 35% risk weight per OJK Risk-Weighted Asset regulation	-	-	-	-	-
22	Mortgage-backed loans not currently pledged	-	-	-	-	-
23	Qualifying for a risk weight of 35% or lower, in accordance with OJK Circular Letter on Risk-Weighted Assets (ATMR) for Credit Risk.	-	10,854	19,502	3,011,281	1,972,511
24	Securities categorized as Performing and Underperforming that are not pledged, not in default, and not classified as HQLA, including publicly traded stocks.	-	1,381,708	140,131	683,948	1,342,275
25	Assets with matching interdependent liabilities	-	-	-	-	-
26	Other assets	5,121	31,541	18,922	3,838,641	3,894,225
27	Traded physical commodities including gold	-				-
28	Cash, securities, and other assets recorded as initial margin for derivative contracts, and cash or other assets pledged as default fund to the central counterparty (CCP).		-	-		
29	NSFR derivative assets		-	-		
30	NSFR derivative liabilities before variation margin		-	-		
31	All other assets not included in the categories above	5,121	31,541	18,922	3,838,641	3,894,225
32	Administrative Account		4,558,418	34,176		
33	**Total RSF**					**56,834,563**
34	**Net Stable Funding Ratio (%)**					**129.74%**

	Position as of September 2024				
	Carrying Value by Remaining Maturity (in IDR Millions)				Total Carrying Value
	Without Maturity	< 6 months	≥ 6 months - < 1 year	≥ 1 year	
	-	-	-	-	-
	-	-	-	-	-
	-	11,656	22,222	2,909,170	1,907,899
	-	867,720	238,529	658,389	1,112,756
	-	-	-	-	-
	9,590	15,367	22,704	3,939,843	3,987,504
	-				-
			-		
			-		
			-		
	9,590	15,367	22,704	3,939,843	3,987,504
		4,557,995	35,170		
					55,743,186
					146.02%

Operational Risk

In order to calculate the capital charge and Risk-Weighted Assets (RWA) for operational risk, the Bank currently applied the standardized method in accordance with OJK Circular Letter Number 06/SEOJK.03/2020 concerning the Calculation of RWA for Operational Risk Using the Basic Approach for Commercial Banks. The following table presents the capital charge and RWA for operational risk using the Standardized Approach (SA):

Table of Operational Risk Exposure Disclosure

(in IDR Millions)

No	Description	December 31, 2024	
		Capital Charge	RWA
1	Standardized Approach (Individual)	351,917	4,398,973
2	Standardized Approach (Consolidated)	367,835	4,597,938

Material Commitments Related to Capital Goods Investment

During 2024 and 2023, Bank Jatim will have no material commitments for investment in capital goods. Therefore, there is no information regarding the name of the contracting party, the purpose of the bond, the source of funds expected to fulfill the bonds, the currency denominated and the steps the company plans to take to hedge the risk of the relevant foreign currency position.

Capital Expenditure Investment

Investment in the form of capital expenditure is an activity of spending funds used to buy a number of permanent assets or add fixed assets that are expected to provide future benefits.

Types and Value of Investment Capital Goods

Types and Investment of Capital Goods are presented in the following table.

Table of Types and Value of Investment Capital Goods

(in IDR million)

Type	Value in 2024	Value in 2023
Land, buildings, and complementary facilities	726	1,124,400
Inventory	61,912	710,310
Vehicle	615	46,202
Total	**63,235**	**1,880,912**

Capital Goods Investment Purpose

Bank Jatim's capital goods spending, among others, aims to develop service office networks and supporting bank operations. All capital goods expenditure transactions are carried out in the IDR currency so that the bank does not have a risk of foreign exchange rates in capital goods expenditure transactions.

Commitment and Contingent

The bank has receivables and liabilities involving commitments and contigencies as follows.

Table of commitment and contigent

(in IDR million)

Description	2024	2023
COMMITMENTS		
Commitments receivables		
IDR:		
Purchase of spot and derivative	162,245	-
Others	854,042	874,645
Total	**1,016,287**	**874,645**
Commitments Liabilities		
IDR		
Unused loan commitments granted to debtors	4,262,009	3,770,265
Total Commitment Liabilities - Net	**3,245,722**	**2,895,620**
CONTINGENTCIES		
Contingent receivable		
IDR:		
Interest income on past due account	152,253	82,966
Others	7,578	13
Total contingent receivable	**159,831**	**82,979**
Contingent Liabilities		
IDR:		
Bank guarantee issued	644,012	653,383
Foreign Exchange:		
Bank guarantee issued	48,285	46,191
Total Contingent Liabilities	**692,297**	**699,574**
Total Contingent liabilities - net	**532,466**	**616,595**
Total Commitment and contingencies liabilities - net	**3,778,188**	**3,512,215**

Material Information and Facts After the Accountant's Report Date

As of the completion of this Annual Report, no significant events have occurred after the accountant's report date that would impact future business performance and risk.

Business Prospects and Future Strategy 2025

The global economy is expected to remain stable despite facing various challenges. Post-pandemic, the global economy has demonstrated resilience; however, disparities persist, affecting the potential for economic performance improvement in the coming year. One of the key factors influencing global economic performance is inflation. While inflation rates in most countries have approached central bank targets, price pressures persist in certain regions. Additionally, the escalation of geopolitical conflicts and regional tensions, advancements in artificial intelligence (AI) disrupting the technology and manufacturing sectors, and extreme climate change affecting energy and food supply chains have significantly impacted the global economy.

To support economic activity, central banks in various countries have implemented policies such as interest rate reductions, expected to stimulate economic growth, along with fiscal policy adjustments in response to monetary policy easing. In this context, the International Monetary Fund (IMF) projects that global economic growth in 2025 will continue to face challenges that may hinder its acceleration.

Graph of Projected Economic Growth

(in %)

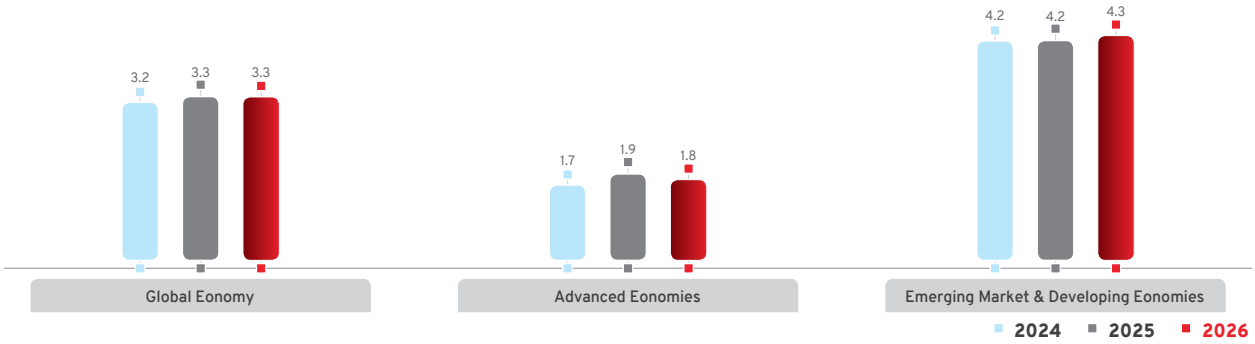

Source: World Economic Outlook (WEO), International Monetary Fund (IMF), January 2025

The global economy is projected to grow by 3.3% in 2025, with advanced economies expected to expand by 1.9%, while emerging markets are projected to record higher growth of 4.2%. This disparity reflects varying growth dynamics, where advanced economies face demographic challenges and economic restructuring, whereas emerging markets are driven by population growth, urbanization, and infrastructure investment.

New risks continue to emerge, while existing risks evolve in response to rapid global changes, including pandemics, energy crises, and shifts in macroeconomic conditions. Although economic turbulence has eased and recovery is underway, some sectors continue to experience significant impacts. If prolonged, these challenges could affect global economic growth, credit ratings, and private sector performance.

Despite these challenges, the global economy remains resilient, with stable growth and controlled inflation. The banking system remains robust, and emerging markets have not encountered major disruptions. However, the financial sector must adapt to technological advancements, including Generative AI and cloud computing, while addressing rising fraud risks and cybersecurity threats, necessitating new strategic policies.

Amid global economic turbulence, Indonesia's economic growth in 2025 is projected to reach 5.2%, driven by stable domestic demand and increased investment. Controlled inflation and heightened economic activity ahead of the general election and

religious holidays are expected to further stimulate growth. The financial services sector plays a crucial role in supporting this expansion, with continuous sectoral development in line with growing investment.

The government has implemented accommodative economic policies to sustain inclusive and sustainable growth while ensuring stability amid increasingly complex global challenges throughout 2024 and 2025. As a result, macroeconomic assumptions indicate resilient performance, albeit with moderate growth constraints.

Table of Macroeconomic Assumptions

Indicator	2025		2024 Outlook
	RAPBN	APBN	
Economic Growth (%)	5.2	5.2	5.1
Inflation (%)	2.5	2.5	2.7
Exchange Rate (IDR/USD)	16,100	16,000	16,000
SBN interest rates - 10 years (%)	7.1	7.0	6.9
Indonesian crude oil prices (USD/Barrel)	82	82	82
Crude Oil Lifting (thousand barrels/day)	600	605	592
Natural Gas Lifting (million standard cubic feet/day)	1,005	1,005	990

Source: State Budget (APBN) 2025, Ministry of Finance

Indonesia's positive economic outlook aligns with the projected growth of banking credit and Third-Party Funds in 2025, driven by stable macroeconomic conditions and strong domestic consumption. Banking credit disbursement is expected to continue expanding at a moderate pace, with banks prioritizing high-potential sectors such as MSMEs, infrastructure, and digital technology, which have gained increasing attention in recent years. According to Bank Indonesia projections, banking credit is expected to grow by approximately 11%-13%, supported by rising demand for business capital amid an improving domestic economy and increasing household consumption. A more accommodative monetary policy and relatively stable interest rates could further support credit expansion, though risks related to inflation and global uncertainty remain a concern.

Third-party funds is also expected to increase in 2025. With controlled inflation and more attractive interest rates, individuals are likely to save more, driving DPK growth of around 5%-7%. Additionally, the expansion of digital banking services, which facilitate easier access to savings and investment products, is expected to further support the growth of third-party funds, particularly in savings and deposits.

In line with these developments, reference interest rate reform is a key policy to strengthen interest rate credibility. Bank Indonesia plans to replace the Jakarta Interbank Offered Rate (JIBOR) with IndoNIA as the benchmark interest rate on January 1, 2026, as part of the transition toward a transaction-based interest rate and an alternative risk-free rate (RFR). This reform is expected to enhance financial market stability and support Indonesia's overall economic growth strategy.

The potential impact of this interest rate benchmark transition on the Bank's operational activities includes:

1. Mapping and renegotiation of customers or counterparties related to the implementation of the benchmark interest rate conversion.
2. Income volatility as a result of the benchmark interest rate conversion for affected products/services. The impact of interest rate increases or decreases needs to be further analyzed in accordance with the exposure of the related products/services.
3. Adjustment of internal policies related to the benchmark interest rate to accommodate future changes.
4. Development of the necessary infrastructure and information technology.

Sources:
- World Economic Outlook (WEO), International Monetary Fund (IMF), January 2025
- Financial Stability Review, Bank Indonesia, February 2025
- State Budget (APBN) 2025, Ministry of Finance
- Blueprint for Money Market Development 2025, Bank Indonesia, December 2020

Considering the projected conditions of global and national economic growth, as well as the continuously evolving dynamics of the banking industry, Bank Jatim recognizes the importance of having the right strategy to maintain and strengthen its market position. Therefore, Bank Jatim conducts a competitive analysis using the Strengths, Weaknesses, Opportunities, and Challenges (SWOC) Analysis approach. Through this analysis, Bank Jatim can better understand its internal strengths while also identifying areas for improvement. The factors that constitute Bank Jatim's internal strengths are as follows:

1. Bank Jatim's reputation as a regional government-owned bank, with shareholders who act as key stakeholders in the economic development of East Java.
2. Bank Jatim has established five pillars of transformation.
3. Bank Jatim has an organizational structure aligned with business development.
4. It has a strong captive market in the regional government and State Civil Apparatus segments.
5. Bank Jatim has an extensive distribution network in economic development areas and a deep understanding of the economic characteristics and potential of East Java.
6. Bank Jatim has a soundness rating with a composite score of 2 over the past two periods.
7. Bank Jatim plans to establish Bank Business Group collaboration with BPD Lampung, BPD Banten, BPD Southeast Sulawesi, and BPD East Nusa Tenggara. This will enable product and service diversification, operational efficiency, enhanced competitiveness, greater capital access, stronger brand and reputation, and increased regulatory influence.

Meanwhile, Bank Jatim's weaknesses that need to be addressed to sustain growth and competitiveness in the increasingly dynamic banking industry include:

1. Human resources capabilities need improvement, especially in business and business support functions, to drive business growth.
2. Policies and procedures need to be updated to align with business development and best practices in the banking industry.
3. Banking technology infrastructure, IT security, and human resources expertise require enhancement.
4. Innovation in product and service development is needed to reach all customer segments.
5. Improvement in credit quality is necessary.
6. Marketing activities need to be optimized

By leveraging its internal strengths, Bank Jatim is optimistic about maintaining and even strengthening its position in Indonesia's banking market. The bank is confident that it can continue to grow and adapt to changes in the banking sector. Thus, Bank Jatim remains optimistic about its future prospects, with various opportunities that can be leveraged to achieve its long-term goals. Opportunities that Bank Jatim can leverage in 2025 include:

1. Shifting consumer behavior in adopting banking technology.
2. The demographic landscape of millennials, who are active internet and e-commerce users, offering potential for digital economic and financial growth.
3. A positive economic growth climate in East Java.
4. The large market potential for Bank Jatim, especially among state civil apparatus, the Islamic economic ecosystem, regional and private government ecosystems, and MSMEs (Micro, Small, and Medium Enterprises).
5. Economic development programs based on regional initiatives in East Java.
6. Utilization of Artificial Intelligence (AI) and new technologies to enhance operational efficiency and customer experience.
7. Collaboration with the creative and digital industries.

Although Bank Jatim sees significant opportunities in 2025, it must also address various challenges to maximize these opportunities. These challenges stem not only from internal factors but also from external factors that may impact the bank's stability and operations. To navigate these challenges, Bank Jatim must develop appropriate strategic measures to maintain its competitive edge and achieve optimal performance. Some challenges that Bank Jatim must face in 2025 include:

1. Strengthening risk management and IT security to anticipate cyber threats.
2. Uneven IT infrastructure development, particularly in archipelagic areas, hindering digital transformation.
3. Disruptive technology poses both a challenge and a threat to the banking industry.
4. Increasing competition in the financing sector, with more diverse funding sources available, particularly from capital markets and fintech companies.
5. Strengthening and equalizing MSME quality by increasing credit distribution and financing.
6. Regulatory adjustments to support national economic recovery.
7. Enhancing the quality of data-driven products and services.
8. Competition from national banks with strong brands in specific market segments in East Java.

In addition to conducting a SWOC Analysis, Bank Jatim also performs an Internal Factors Analysis Strategy (IFAS) and External Factors Analysis Strategy (EFAS) Matrix Analysis in formulating its business development strategy. The outlined business development strategies of the Bank for 2025 are as follows:

1. Developing and strengthening IT security infrastructure.
2. Expanding market reach by leveraging technology and optimizing branch networks, including the Laku Pandai agent network (branchless banking).
3. Collaborating with various stakeholders, particularly the government, to enhance performance and economic contributions.
4. Optimizing digital-based and environmentally sustainable products and services.

Achievement of Targets and Future Targets

Achievement of Targets

The comparison between targets and actual financial performance, capital structure, marketing, and human resource development is presented as follows.

Comparison of Financial Targets and Realization

The comparison between financial targets and realization in 2024 is as follows.

Table of Comparison of Bank Business Plan and Financial Realization in 2024

(in IDR Millions)

Description	Realization in 2024	Target in 2024	Achievement (%)
1	2	3	4=2/3
Financial Position			
Assets	102,073,578	105,964,655	96.33%
Loans	64,056,633	66,831,046	95.85%
Third-party funds	77,495,528	90,758,260	85.39%
Current Account	19,021,559	25,150,894	75.63%
Savings	31,462,455	34,625,447	90.87%
Time Deposits	27,011,514	30,981,919	87.18%
Profit and Loss and other Comprehensive Income			
Interest income	8,025,378	8,010,033	100.19%
Other operating income	1,074,866	1,956,811	54.93%
Current year profit	1,651,325	2,015,820	81.92%
Financial Ratios (%)			
Capital Adequacy Ratio (CAR)	23.49%	23.59%	99.58%
Non Performing Loan (NPL) Gross	3.45%	2.20%	63.77%
Return on Assets (ROA)	1.60%	1.93%	82.90%
Return on Equity (ROE)	11.89%	14.96%	79.48%
Net Interest Margin (NIM)	5.86%	5.96%	98.32%
Operating Costs Operating Income (BOPO)	81.89%	77.06%	94.10%
Loan to Deposit Ratio (LDR)	82.05%	73.64%	111.42%

Total assets reached 96.33% with realization in 2024 of IDR102.07 trillion, slightly below the target due to a decrease in current accounts and deposits. Loans reached 95.85% with a realization of IDR64.06 trillion in 2024. Third party funds in 2024 were realized at IDR77.50 trillion with an achievement of 85.39%, which is in line with the decline in current accounts and deposits. Despite this, third party funds from savings managed to grow 9.18% yoy as an effort to increase low-cost funds.

In terms of income, the achievement of interest income is 100.19% with a realization of IDR8.03 trillion in 2024. The achievement of net profit for the year 2024 was 81.92% with a realization of IDR1.65 trillion, which was below the target, due to an increase in operational expenses aside from interest.

The CAR ratio in 2024 is 23.49%, with a target achievement of 99.58%. Meanwhile, the LDR ratio grew significantly from the set target, reaching 82.05% in 2024. This demonstrates Bank Jatim's commitment to continuously increasing its productive assets.

In the future, Bank Jatim will continue to implement the strategies that have been determined, and is committed to being able to play an active role in the BPD transformation program which has high resilience and competitiveness while continuing to act as an agent of development in the region through inclusive and sustainable growth.

Comparison of Targets and Actual Capital Structure Performance

Bank Jatim's capitalization has demonstrated resilience in adapting to various business environment changes in 2024. This is evidenced by the achievement of the total core capital and supplementary capital target, which reached 101.92%, with an actual realization of IDR11.70 trillion in 2024. To maintain and strengthen its capitalization, the bank implemented several capital management strategies in 2024, including increasing the bank's capital through retained earnings, boosting capital through general reserves from undistributed profits, capital addition through asset revaluation, and optimizing Risk-Weighted Assets (ATMR).

Table of Target and Actual Capital Structure Comparison in 2024

(in IDR Millions)

Description	Realization in	Target in 2024	Achievement (%)
1	2	3	4=2/3
Main core capital (CET 1)	11,132,593	10,950,968	101.66%
Complementary capital (Tier 2)	574,469	534,995	107.38%
Total Core and Supplementary Capital	**11,707,062**	**11,485,963**	**101.92%**

Comparison of Marketing Target and Realization

The comparison of marketing targets and actual performance is presented as follow.

Table of Comparison of Marketing Targets and Realization in 2024

Uraian Target	Realisasi Tahun 2024
Special Rate Current Account Promotion Program in 2024	Special rate current account promotion was conducted from June 2024 to December 2024, providing an interest rate subsidy of 3.55% for 1- and 3-month tenors.
Collaboration with Banking Institutions/ Entities/Companies.	The initiation of financial service cooperation was carried out with provincial governments, regency governments, city governments, state-owned enterprises (BUMN/BUMD), and regional public service agencies (BLUD), resulting in a total of 128 MOUs and Cooperation Agreements (PKS) in 2024.

Uraian Target	Realisasi Tahun 2024
Institutional Relations Sponsorship in 2024	Support for branch studies through sponsorship activities at: - ASEAN University Games UBAYA - Tourism Fair - Charity Golf Tournament - 64th Anniversary of ITS - Post-Commemoration Support for HANI 2024 - Support for Kapolri Cup Volleyball 2024, PON Aceh-Sumut 2024 - Festival Tepi Pantai Banyuwangi (Banyuwangi Beachside Festival) - 52nd Anniversary of Petrokimia Gresik and Golf Tournament - 25th Anniversary of DWP ITS - Implementation of Regional Tax Revenue (Opsen Pajak Daerah) - IWAPI East Java - Go Speed Program - Business and Economic Talk Event - And others
Integration with Hospitals	Digital Ecosystem Integration was carried out for: - 64 Regional General Hospitals (RSUD) across East Java - 310 Government and Private Hospitals
MOUs and Cooperation Agreements (PKS)	A total of 194 MOUs and Cooperation Agreements (PKS) were executed as of December 31, 2024.
Special Rate Deposits	The Institutional Relations Unit reviewed proposals for special rate deposits for corporate and institutional segments submitted by branches.
Development of the State Revenue System on Collecting Agent (Bank Jatim) Version 3.0 in relation to CTAS implementation	Internal and external resource preparation, as well as system integration, was conducted for the implementation of the Core Tax Administration System (CTAS) and the transaction status verification mechanism of the State Revenue Module (MPN GEN3).
Acceleration of non-cash transactions through the use of the Cash Management System (CMS) by APBN Managing Units	The use of CMS was optimized, and the Virtual Account (VA) Dashboard was developed to facilitate and accelerate CMS monitoring by the Directorate of State Treasury Management (PKN), Regional Offices of the Directorate General of Treasury (DJPb), State Treasury Service Offices (KPPN), and central offices of Ministries/Agencies..
Implementation of Digital Identity for Banking in collaboration with the Directorate General of Population and Civil Registration, Ministry of Home Affairs	Bank Jatim was the first bank in Indonesia to implement the use of Digital ID (KTP Digital).

Comparison of Targets and Realization in Human Resources Development

The realization of Education and Training expenses reached 10.72% below the target. However, compared to the education and training budget in 2023, there was a significant increase of 39.95%, rising from IDR38.86 billion in 2023 to IDR54.40 billion in 2024. This increase was also reflected in budget absorption, which reached 89.00% in 2024. One of the factors contributing to this growth was the rise in online and offline education and training activities to support the bank's business operations.

Table of Comparison of Human Resource Development Targets and Realization in 2024

(in IDR Billions)

Description	Realization in 2024	Target in 2024	Achievement
1	2	3	4=2/3
Education and Training Expenses	54,401,645,187	60,934,748,000	89.26%

Future Target (Projection)

Bank Jatim's management has prepared the Bank Business Plan for 2025 by considering the current economic conditions and economic projections for 2025, both at the macro and micro levels.

Table of Assumptions in Preparing Projections

Indicator	2025	
	RAPBN	APBN
Economic Growth (%)	5.2	5.2
Inflation (%)	2.5	2.5
Exchange Rate (IDR/USD)	16,100	16,000
SBN interest rates - 10 years (%)	7.1	7.0
Indonesian crude oil prices (USD/Barrel)	82	82
Crude Oil Lifting (thousand barrels/day)	600	605
Natural Gas Lifting (million standard cubic feet/day)	1,005	1,005

Source: State Budget (APBN) 2025, Ministry of Finance

Financial Projections

Description of financial projections in 2025 is presented as follows:

Table of Financial Projection for 2025

(in IDR Millions)

Description	Projection for 2025
1	2
Financial Position	
Assets	105,030,937
Loans	73,138,194
Third-party funds	
Current Account	22,243,252
Savings	35,057,996
Time Deposits	28,495,427
Profit and Loss and other Comprehensive Income	
Interest income	8,673,889
Other operating income	1,440,399
Current year profit	2,059,891
Financial Ratios (%)	
Capital Adequacy Ratio (CAR)	23.16%
Non Performing Loan (NPL) Gross	2.95%
Return on Assets (ROA)	2.08%
Return on Equity (ROE)	13.01%
Net Interest Margin (NIM)	6.12%
Operating Costs Operating Income (BOPO)	79.54%
Loan to Deposit Ratio (LDR)	85.27%

Capital Structure Projection

The projected capital structure for 2025 is presented as follows:

Table of Capital Structure Projection 2025

(in IDR Millions)

Uraian	Proyeksi 2025
1	2
Core Capital (CET 1)	11,817,740
Supplementary Capital (Tier 2)	610,799
Total Core and Supplementary Capital	**12,428,539**

Dividend Policy Projection

The projected dividend policy for the 2024 fiscal year, to be distributed in 2025, is presented as follows:

Table of Dividend Policy Projection

(in IDR Millions)

Description	Projection
1	2
Estimated Net Profit 2024	1,281,116,202,418
Estimated Total Distributed Dividends	821,497,900,066.22
Estimated Dividends for East Java Provincial Government	420,003,945,682.08
Dividend Payout Ratio (%)	64.12%

***Note:** The estimated dividend distribution for the 2024 fiscal year to be distributed in 2025 is subject to approval from the East Java Provincial Government as the Controlling Shareholder (PSP).

Marketing Projection

For 2025, the Bank has outlined the following marketing projections:

1. Financial service partnerships with the Provincial, City, and Regency Governments, as well as Regional Government Agencies (OPD) in East Java, including:
   a. Increasing Third-Party Funds through the ETPD program;
   b. Collaborations with Public Universities; and
   c. Partnerships with Regional Public Hospitals.
2. Financial service partnerships with Foundations, Universities, and Private Hospitals within Bank Jatim's operational area, including:
   a. Collaborations with Private Universities;
   b. Partnerships with Private Hospitals;
   c. Cooperation with Foundations; and
   d. Partnerships with InstitutionsSponsorship.
3. Sponsorship by the Institutional Relations Division;
4. Gathering events with the Government, Foundations, Universities, and both Public and Private Hospitals;
5. Development of an Integrated Government Digital Service, in collaboration with Ministries, State Institutions, and Local Governments (Provincial, City, Regency) in East Java, through the following digital programs:
   a. Core Tax Administration System (CTAS) – Ministry of Finance;
   b. Village Financial System (SISKEUDES LINK);
   c. Regional Government Information System (SIPD) – Republic of Indonesia;
   d. State Treasury and Budget System (SPAN);
   e. E-Catalogue Version 6;
   f. Digital Healthcare Ecosystem;
   g. Digital Campus Ecosystem; and
   h. e-BLUD.

HR Development Projections

An HR development strategy is a plan regarding how the quality of human resources can develop in a better direction and increase their work capabilities. An HR development strategy can run well if it is accompanied by a carefully planned HR development program. So it is hoped that it will be able to help achieve the goal of producing quality human resources. One of the HR development programs is holding training programs for employees.

Bank Jatim develops quality human resources in 2024 through education and training programs. There are several types of HR training that can be carried out, including skills training , retraining or retraining, team training , creativity training and others. In 2025, the projected human resource development for all employees is 5.327 peoples.

Table of HR Development Projection for 2025

(in peoples)

Description	2025 Projections
1	2
Training for organic employees	5,327

Long-Term Plan Evaluation

The long-term plan outlined in the Corporate Plan 2024-2028 needs to be reviewed to ensure that the Bank's business operations align with the established plans. Regular evaluations are conducted, considering the Bank's business conditions and developments. The Corporate Plan 2024-2028 is assessed both quantitatively and qualitatively, with the following evaluation results:

Table of Comparison of Corporate Plan and Financial Realization 2024

(in IDR Millions)

Description	Realization in 2024	Corporate Plan Target in 2024	Achievement (%)
1	2	3	4=2/3
Financial Position			
Assets	102,073,578	114,107,632	89.45%
Loans	64,056,633	62,220,195	102.95%
Third-party funds	77,495,528	95,950,501	80.77%
Current Accounts	19,021,559	24,376,546	78.03%
Savings	31,462,455	34,499,779	91.20%
Time Deposits	27,011,514	37,075,175	72.86%
Profit and Loss and other Comprehensive Income			
Interest income	8,025,378	8,041,718	99.80%
Other operating income	1,074,866	1,699,472	63.25%
Current year profit	1,651,325	2,215,233	74.54%
Financial Ratios (%)			
Capital Adequacy Ratio (CAR)	23.49%	25.83%	90.94%
Non Performing Loan (NPL) Gross	3.45%	2.68%	77.68%
Return on Assets (ROA)	1.60%	2.00%	80.00%
Return on Equity (ROE)	11.89%	13.13%	90.56%
Net Interest Margin (NIM)	5.86%	6.07%	96.54%
Operating Costs Operating Income (BOPO)	81.89%	76.69%	93.65%
Loan to Deposit Ratio (LDR)	82.05%	64.85%	126.52%

Based on this evaluation, Bank Jatim needs to adjust its Corporate Plan 2024-2028, which will be implemented in 2025. These adjustments include:

1. Recalculating the financial performance projections for the next five years.
2. Adjusting the corporate action plan, particularly regarding capital participation in five Regional Development Banks (BPDs) through the Bank Business Group system.
3. Aligning strategies and work programs between the Business Plan, Corporate Plan, IT Strategy Plan, and Regional Development Bank Strengthening Roadmap.

Policies, Announcements and Payment of Dividend

Dividend Policy

Bank Jatim's dividend policy is stipulated in the Board of Directors Decree No. 063/03/01/DIR/CSE/KEP dated January 9, 2024, regarding the Standard Operating Procedure (SOP) of the Corporate Secretary, specifically in Chapter IV on the Corporate Action Policy of the Bank. The dividend policy is designed to ensure that all shareholders receive their rights and are treated equally concerning the dividends distributed by the Bank, in accordance with good corporate governance principles and applicable regulations, while also considering the Bank's interests. Based on the distribution mechanism, dividends are categorized into two types: final dividends and interim dividends. The amount of dividends distributed is linked to the Bank's profits for the respective fiscal year, without disregarding the Bank's profitability level and without limiting the authority of the General Meeting of Shareholders to decide otherwise, in accordance with the Bank's Articles of Association. The dividend distribution plan must be included in the Bank's Business Plan, which is submitted to the Financial Services Authority (OJK).

It is possible for banks to distribute dividends of at least 50% (fifty percent) of the current year's net profit which can be distributed in the form of cash dividends taking into account:

a. The achievement of Bank financial performance..
b. The Bank's Capital Adequacy Ratio (KPMM) level after distribution of dividends and other investment projects that require significant capital, is not less than the ratio provisions determined by the Bank and/or regulatory provisions from time to time.
c. Bank Health Level.
d. Bank financial condition.
e. Profit growth expectations;
f. Considering the Bank's capital needs in the future.
g. Bank development/growth plans and strategies.
h. Bank business sustainability.
i. Market conditions.
j. Shareholder Interests.
k. Compliance with relevant and applicable regulations
l. Banks can only distribute dividends if the Bank has a positive profit balance, after taking into account the reserves that must be established as required by the Incorporated Company (Perseroan Terbatas) Law.

In the event that the Bank experiences problems as explained in the points above and/or experiences financial performance conditions that require special treatment, the Bank may:

a. Proposing to the RUPS to postpone dividend payment;
b. Stopping the payment of approved dividends;
c. Stopping the payment of dividends in installments or stopping the payment of dividends gradually; and/or
d. Withdrawing dividend payments to Controlling Shareholders, in the event that the Bank experiences financial performance problems.

Announcement and Payment 0f Dividend

Based on the AGMS Decision, PT Bank Pembangunan Daerah Jawa Timur Tbk carried out the announcement and payment of dividends as in the following table.

Table of Dividend Announcement and Payment

Description	Fiscal Year 2023	Fiscal Year 2022	Fiscal Year 2021	Fiscal Year 2020	Fiscal Year 2019
Net Profit (IDR)	1,470,104,932,979	1,542,824,394,640	1,523,069,838,418	1,488,961,630,120	1,376,505,140,913
Dividends (IDR)	816,692,940,679,98	797,172,793,173,38	782,457,605,053,02	733,507,081,305,70	723,747,007,552,40
Non-Cash Dividends *	-	-	-	-	-
Dividend Per Share (IDR)	54.39	53.09	52.11	48.85	48.20

Description	Fiscal Year 2023	Fiscal Year 2022	Fiscal Year 2021	Fiscal Year 2020	Fiscal Year 2019
Non-Cash Dividend Per Share *)	-	-	-	-	-
Total Shares	15,015,498,082	15,015,498,082	15,015,498,082	15,015,498,082	15,015,498,082
Dividend Payout Ratio (%)		51.67%	51.37%	49.26%	52.58%
Announcement Date	February 13, 2024	March 03, 2023	March 29, 2022	May 05, 2021	May 05, 2020
Payment date	March 7, 2024	May 12, 2023	April 14, 2022	May 28, 2021	May 20, 2020
Non-Cash Dividend Payment Date *)	-	-	-	-	-

*) Bank **Jatim does not have non-cash dividends**

Announcement and Payment of Dividend for Fiscal Year 2022

On April 12, 2023 Bank Jatim held an AGMS which approved and determined the use of Bank Jatim's net profit for the f inancial year ending December 31, 2022 amounting to IDR1,542,824,394,640.00 as follows:

1. An amount of IDR797,172,793,173.38 or 51.67% of Bank Jatim's net profit for the 2022 financial year was distributed as cash dividends to shareholders registered in the Company's Register of Shareholders as of May 2, 2023 which will be paid on May 12, 2023.
2. A total of IDR745,651,601,466.62, 48.33% of Bank Jatim's net profit for the 2022 financial year is designated as General Reserves.

Announcement and Dividend Payment for the 2023 Financial Year

On February 7, 2024, Bank Jatim held its Annual General Meeting of Shareholders (AGMS), which approved and determined the use of Bank Jatim's net profit for the financial year ending December 31, 2023, amounting to IDR1.470.104.932.979 as follows:

1. IDR816.692.940.679,98 or 55,55% of Bank Jatim's net profit for the 2023 financial year will be distributed as cash dividends to shareholders registered in the Company's Shareholder Register as of February 22, 2024, and will be paid on March 7, 2024.
2. IDR653.411.922.299,02 or 44,45% of Bank Jatim's net profit for the 2023 financial year is designated as General Reserves.

Realization of Use of Public Offering Proceeds

The last public offering was carried out in 2012 and the use of proceeds from the public offering was in accordance with plan. So that 2024 is not a reporting period for the use of public offering proceeds, Bank Jatim has no obligation to submit a report on the realization of the use of public offering proceeds.

Material Information Regarding Investment, Expansion, Divestment, Merger/Consolation Businesses, Acquisitions, Debt / Capital Restructuring

Investment

Referring to Financial Services Authority Regulation Number 22 of 2022 concerning Equity Participation Activities by Commercial Banks and the capital participation approval letter from the Financial Services Authority Number S-21/KO.14/2024 dated July 5, 2024, Bank Jatim carried out an equity participation activity in the banking financial services institution PT Bank Pembangunan Daerah Nusa Tenggara Barat Syariah under the scheme of forming a Bank Business Group (KUB) amounting to IDR100 billion on August 16, 2024. Regarding this equity participation, based on the Shareholders' Decision Deed of PT Bank Pembangunan Daerah Nusa Tenggara Barat Syariah Number 10 dated August 24, 2024, Bank Jatim became a shareholder as well as the Parent Bank of the Bank Business Group (KUB) with a total shareholding of 3.921.568 (three million nine hundred twenty-one thousand five hundred sixty-eight) Series A shares or 4,09% of the total shares in PT Bank Pembangunan Daerah Nusa Tenggara Barat Syariah.

Expansion

In 2024, Bank Jatim expanded by adding 2 (two) Conventional Sub-Branch Offices and 2 (two) Sharia Service Offices as part of efforts to broaden service reach and improve banking accessibility for the public. This step was taken to bring banking services closer to more customers, especially in areas with significant growth potential that have not yet been optimally served.

Table of Branch Network Expansion

Branch Network	2024	2023	Expansion	Operating Date
Conventional Sub-Branch Offices (KCP)	165	163	2	- KCP Dander operated on January 22, 2024 - KCP Pujon operated on March 25, 2024
Sharia Service Offices (KLS)	198	196	2	- KLS Dander operated on January 22, 2024 - KLS Pujon operated on March 25, 2024

Divestment

Throughout 2024, Bank Jatim did not carry out any investment activities.

Merger/Consolidation

Throughout 2024, Bank Jatim did not conduct any merger/ consolidation activities.

Acquisition

Throughout 2024, Bank Jatim did not undertake any acquisition activities.

Debt/Capital Restructuring

Throughout 2024, Bank Jatim did not engage in any debt/ capital restructuring activities.

Material Transactions Containing Conflicts of Interest and/or Transactions with Affiliated Parties

A Material Transaction is any transaction conducted by a publicly listed company or a controlled company that meets a transaction value limit of 20% (twenty percent) or more of the equity of a publicly listed company (Financial Services Authority Regulation Number 17/POJK.04/2020 concerning Material Transactions and Business Activity Changes).

Conflict of Interest Transactions

In accordance with the provisions in the Financial Services Authority Regulation Number 42/POJK.04/2020 concerning Affiliate Transactions and Conflict of Interest Transactions, a Conflict of Interest is the difference between the economic interests of a public company and the personal economic interests of members of the board of directors, members of the board of commissioners, major shareholders, or controllers who can be detrimental to the listed company in question.

One effort to avoid conflicts of interest is that all parties, both employees and company leaders, must comply with the established code of ethics and avoid activities that could lead to conflicts of interest. Bank Jatim has regulations regarding Conflicts of Interest, which are detailed in Board of Directors Decree Number: 063/03/68/DIR/KPT/KEP dated April 29, 2024, regarding the Standard Operating Procedure (SOP) for Conflicts of Interest. This SOP is designed to ensure that all actions and decisions taken by Bank Jatim employees and management are not influenced by personal interests that may conflict with the interests of Bank Jatim. Additionally, this SOP aims to maintain integrity, transparency, and accountability in all operational aspects of Bank Jatim and to prevent potential conflicts of interest that could harm Bank Jatim and other stakeholders. With this clear guideline, it is expected that all involved parties will carry out their duties responsibly and prioritize Bank Jatim's interests over personal interests.

In 2024, there were no transactions containing conflicts of interest.

Affiliate Transactions

Based on the provisions of Financial Services Authority Regulation Number 42/POJK.04/2020 concerning Affiliate Transactions and Conflict of Interest Transactions, Affiliates are:

a. Family relationships due to marriage and descent up to the second degree, both horizontally and vertically;
b. The relationship between the party and the employee, director or commissioner of that party;
c. Relationship between 2 (two) Companies where there are 1 (one) or more members of the same Board of Directors or Board of Commissioners;
d. Relationship between the Company and the Party, whether directly or indirectly, controlling or controlled by the company;
e. Relationship between 2 (two) companies controlled, either directly or indirectly, by the same party; or
f. Relationship between the Company and Major Shareholders.

Furthermore, Affiliate transactions are any activity and/or transaction carried out by a public company or controlled company with an Affiliate of a public company or an Affiliate of a Member of the Board of Directors, Member of the Board of Commissioners, Major Shareholder or Controller, including any activity and/or transaction carried out by Public Company or Controlled Company for the benefit of Affiliates of Public Companies or Affiliates of members of the Board of Directors, Members of the Board of Commissioners, Major Shareholders, or Controllers.

Transactions with affiliated parties have potential risks, namely the risk of misuse by parties which may be detrimental to the Bank. Therefore, Bank Affiliated Parties are prohibited from using the Bank for personal, family and/or other party interests which may harm or reduce the Bank's profits.

Affiliated Transactions as Business Activities Conducted to Generate Operating Income and Carried Out Routinely, Repeatedly, and/or Continuously

Based on Articles 8 and 9 of POJK 42/2020, there are affiliated transactions that constitute business activities carried out to generate operating income and are conducted routinely, repeatedly, and/or continuously, as presented in the related party transactions section. Bank Jatim has recorded these transactions, which are listed in Note 45 of the Financial Statements.

Fairness of Transactions and Compliance with Related Regulations

Transactions conducted by Bank Jatim comply with POJK Number 42/POJK.04/2020 concerning Affiliated Transactions and Conflict of Interest Transactions at the time the transactions were executed. Transactions were conducted in accordance with generally accepted business practices, including meeting the arm's length principle. Transactions were carried out based on Bank Jatim's needs and were free from conflicts of interest. In 2024, there were no affiliated and/or related party transactions requiring AGMS approval. If transactions with affiliated and/or related parties require shareholder approval, it is conducted by shareholders who have no interest in the transaction.

Statement of the Board of Directors Regarding Affiliated Transactions

The Board of Directors states that affiliated and/or related party transactions have undergone adequate procedures to ensure that these transactions are carried out in accordance with generally accepted business practices, including meeting the arm's length principle.

Role of the Board of Commissioners and Committees in Affiliated Transactions

Material or significant transactions with affiliated and/or related parties must first be reviewed by the Risk Monitoring Committee and approved by the Board of Commissioners. All transactions have undergone a review mechanism according to the type of transaction, with feasibility analysis and adequate procedures to ensure that affiliated transactions are conducted following generally accepted business practices, including meeting the arm's length principle.

Related Party Transactions

In conducting its business, the Bank engages in transactions with related parties as defined in PSAK 224 on "Related Party Disclosures." A related party is an individual or entity related to the reporting entity as follows:

i. A person or a close member of that person's family is related to a reporting entity if that person:
   a) Has control or joint control over the reporting entity;
   b) Has significant influence over the reporting entity; or
   c) A member of the key management personnel of the reporting entity or of a parent of the reporting entity.

ii. An entity is related to the reporting entity if any of the following conditions applies:
   a) The entity and the reporting entity are members of the same Bank and its subsidiaries (which means that each parent, subsidiary and fellow subsidiary is related to the others);
   b) One entity is an associate or joint venture of the other entity (or an associate or joint venture of a member of a Bank and its subsidiaries of which the other entity is a member);
   c) Both entities are joint ventures of the same third party;
   d) One entity is a joint venture of a third entity and the other entity is an associate of the third entity;
   e) The entity is a post-employment benefit plan for the benefit of employees of either the reporting entity, or an entity related to the reporting entity;
   f) The entity is controlled or jointly controlled by a person identified in (i);
   g) A person identified in (i). (a) has a significant influence over the entity or is a member of the key management personnel of the entity (or a prent of the entity); or
   h) The entity or any members of a Bank and its subsidiaries of which it is a part, provides key management personnerl service to the reporting entity or to the parent of the reporting entity.

Name of the Transacting Party and Nature of the Relationship

Description of the name of the transacting party and the nature of the relationship is presented as follows:

Table of Names of Parties and Nature of Related Transaction Relationships

Related Parties	Nature of Relationship	Nature of the Transaction
Government of East Java Province	Shareholder	Fund Placement
West Nusa Tenggara Provincial Government	Shareholders of subsidiary entities	Fund Placement
Sidoarjo Regency Government	Shareholder	Fund Placement
Bojonegoro Regency Government	Shareholder	Fund Placement
Banyuwangi Regency Government	Shareholder	Fund Placement
Malang Regency Government	Shareholder	Fund Placement
Gresik Regency Government	Shareholder	Fund Placement
Tuban Regency Government	Shareholder	Fund Placement
Ngawi Regency Government	Shareholder	Fund Placement
Kediri Regency Government	Shareholder	Fund Placement
Sumenep Regency Government	Shareholder	Fund Placement
Kraksaan Regency Government	Shareholder	Fund Placement
Jember Regency Government	Shareholder	Fund Placement
Lamongan Regency Government	Shareholder	Fund Placement
Sampang Regency Government	Shareholder	Fund Placement
Bondowoso Regency Government	Shareholder	Fund Placement
Trenggalek Regency Government	Shareholder	Fund Placement
Mojokerto Regency Government	Shareholder	Fund Placement
Nganjuk Regency Government	Shareholder	Fund Placement
Situbondo Regency Government	Shareholder	Fund Placement
Tulungagung Regency Government	Shareholder	Fund Placement
Lumajang Regency Government	Shareholder	Fund Placement
Pacitan Regency Government	Shareholder	Fund Placement
Pasuruan Regency Government	Shareholder	Fund Placement
Pamekasan Regency Government	Shareholder	Fund Placement

Related Parties	Nature of Relationship	Nature of the Transaction
Blitar Regency Government	Shareholder	Fund Placement
Bangkalan Regency Government	Shareholder	Fund Placement
Madiun Regency Government	Shareholder	Fund Placement
Jombang Regency Government	Shareholder	Fund Placement
Ponorogo Regency Government	Shareholder	Fund Placement
Magetan Regency Government	Shareholder	Fund Placement
Surabaya City Government	Shareholder	Fund Placement
Madiun City Government	Shareholder	Fund Placement
Malang City Government	Shareholder	Fund Placement
Pasuruan City Government	Shareholder	Fund Placement
Mojokerto City Government	Shareholder	Fund Placement
Batu City Government	Shareholder	Fund Placement
Probolinggo City Government	Shareholder	Fund Placement
Blitar City Government	Shareholder	Fund Placement
Kediri City Government	Shareholder	Fund Placement
PT BPR Jawa Timur (Perseroda)	Owned by the same ultimate shareholders	Credit provided Placement of funds
Board of Commissioners, Directors and Executive Officers	Key employees Management	Customer deposits Labor costs

Realization of Related Party Transactions

The balance of productive assets, deposits, loans received, and commitments and contingencies as of December 31, 2024, and December 31, 2023, from related parties is as follows:

Table of Related Party Transactions Realization

(in million Rupiah)

Description	2024	2023
ASSETS		
Loans and Islamic financing (Note 13)		
Key management loans	102,306	100,611
Others	10,138	84,206
Total	112,444	184,817
Percentage of total assets	0.10%	0.18%
LIABILITIES		
Deposits from customers (Note 19)	12,268,842	12,644,538
Percentage of total liabilities	13.87%	14.15%
Deposits from other banks (Note 21)		
PT BPR Jawa Timur (Perseroda)	44,323	56,694
Percentage of total liabilities	0.05%	0.06%
PROFIT AND LOSS AND OTHER COMPREHENSIVE INCOME		
Interest income (Note 32)	6,515	13,968
Percentage of total interest and sharia income	0.08%	0.19%
Interest and sharia expenses (Note 33)	477,325	459,124
Percentage of total interest and sharia expenses	17.97%	19.82%

Description	2024	2023
KEY MANAGEMENT COMPENSATION		
Compensation for key management personnel of the Group (excluding Commissioners and Directors)		
Salary	23,135	17,656
Production services	10,762	12,009
Allowances	7,610	7,458
Total	**41,507**	**37,123**

Reference to Disclosure in the Financial Statements

Details of the names of related parties and realization (value) of related party transactions are presented in Note 45 to the Financial Statements attached to this Annual Report. These related transactions are business activities carried out to generate operating income and are conducted routinely, repeatedly, and/or continuously.

Fairness and Reasons for the Transaction

In normal business activities, Bank Jatim carries out transactions with related parties due to ownership and/or management relationships. All transactions with related parties have been carried out with mutually agreed policies and conditions and comply with the arm's length principle . Related party transactions occur because of Bank Jatim's business needs.

Compliance with Related Regulations and Provisions

Transactions with affiliated and/or related parties are conducted under the same terms and conditions as transactions with third parties. The transactions conducted by the Bank comply with the Financial Services Authority Regulation (POJK) No. 42/ POJK.04/2020 on "Affiliated Transactions and Conflict of Interest Transactions."

All transactions have undergone a review mechanism according to the type of transaction and feasibility analysis. Throughout 2024, there were no violations of laws and regulations related to transactions with affiliated and/or related parties, and there were no affiliated and/or related party transactions requiring General Meeting of Shareholders (GMS) approval. If transactions with affiliated and/or related parties require shareholder approval, the approval is granted by shareholders who have no interest in the transaction.

Statement of the Board of Directors Regarding Related Party Transactions

The Board of Directors states that affiliated and/or related party transactions have undergone adequate procedures to ensure that affiliated and/or related party transactions are conducted in accordance with generally accepted business practices, including compliance with the arm's length principle.

Role of the Board of Commissioners and Committees Regarding Related Party Transactions

Material or significant transactions with affiliated and/or related parties must first be reviewed by the Risk Monitoring Committee and approved by the Board of Commissioners. All transactions have undergone a review mechanism according to the type of transaction and feasibility analysis and have followed adequate procedures to ensure that affiliated transactions are conducted in accordance with generally accepted business practices, including compliance with the arm's length principle.

Policy on Loan Granting for the Board of Commissioners/Directors

The provision of credit to the Board of Directors and Commissioners is included in the provision of credit to Related Parties, where granting credit to the Board of Directors and Commissioners must obtain approval from the Board of Commissioners. Funding to Related Parties is regulated by the Financial Services Authority (OJK) and the Company's regulations, namely the Minimum Credit Provision Policy of Bank Jatim.

The terms and procedures for granting credit to the Board of Directors and Board of Commissioners are the same as those for prospective debtors of Bank Jatim in general, provided fairly and at market interest rates (at arm's length basis and at market rates), while still adhering to the principle of prudence.

This policy is outlined in the Board of Directors' Decree Number 062/03/62/DIR/PGP/KEP dated November 3, 2023, concerning the First Amendment to the Standard Operating Procedure (SOP) for Multipurpose Credit. Additional requirements in this policy include a Recommendation Letter or Special Certificate that must be provided by the Board of Commissioners and Directors under the following conditions:

1. The Board of Commissioners must obtain a recommendation from the President Commissioner.
2. The President Commissioner must obtain a recommendation from other Commissioners or an Independent Commissioner.
3. The President Director must obtain a recommendation from the Commissioner.
4. The Field Director must obtain a recommendation from the President Director.

Additionally, there are additional requirements, including:

a. A Power of Attorney to debit all future benefits to be received for loan repayment and/or loan installments if the debtor resigns voluntarily or is terminated due to disciplinary actions, fraud, or other reasons.
b. A Statement Letter from the Credit Administration and Installment Manager (PAAK) or treasurer to deposit all future benefits to be received by the debtor, including disbursement of other income such as severance pay, pension funds, Old Age Savings (THT), and others.

Changes In Laws and Regulations and Their Impact on the Bank

Changes in several laws and regulations throughout 2024 and their impact on Bank Jatim are outlined in the following table.

Table of Regulatory Changes

No	Regulation	Key Provisions	Information Adjustment	Impact on Financial Statements
1	Government Regulation (PP) No. 34 of 2023 on the Portion of Premium Contributions for Funding the Banking Restructuring Program	1. The costs incurred for preparing the implementation of the Banking Restructuring Program (PRP) are charged to the operational expenses of the Deposit Insurance Corporation (LPS). The PRP premium is part of the deposit insurance premium, which is an additional charge imposed on banks by the LPS before the PRP is implemented; 2. The PRP premium amount is determined by considering the target for premium collection within a specific period; 3. The Minister has the authority to review the premium collection target, bank categories, and/or PRP premium percentage in coordination with the Financial System Stability Committee	Following the enactment of Government Regulation (PP) No. 34 of 2023, Bank Jatim complies with the premium payment amount and schedule set by the LPS. Additionally, the Bank has established internal regulations concerning its premium payment obligations to the LPS and the Financial Services Authority (OJK) and the crisis management process.	Does not have a significant quantitative impact on Bank Jatim's Financial Report
2	Bank Indonesia Regulation No. 2 of 2024 on Information System Security and Cyber Resilience for Payment System Providers, Money Market and Foreign Exchange Market Participants, and Other Entities Regulated and Supervised by Bank Indonesia	1. Governance regulations 2. Prevention regulations 3. Incident Response Regulations 4. Supervision regulations 5. Collaboration regulations 6. Implementation of the Cyber Resilience Framework (KKS) by providers	1. The Bank monitors IT strategic plans within the Bank Business Plan (RBB), including KKS, and adjusts organizational structure as needed. 2. The Bank fulfills human resource needs related to KKS, including training and addressing personnel shortages in KKS implementation. 3. The Bank regularly audits Information System Security and Cyber Resilience. 4. The Bank updates internal regulations accordingly. 5. The Bank promotes a Cyber Resilience Culture (KKS) to enhance awareness of cyber risks, positive behaviors, and ethical cybersecurity practices among consumers, third parties, and internal staff. 6. The Bank conducts Information System Security and Cyber Resilience assessments on third parties, whether current or potential partners. 7. The Bank establishes a Cyber Incident Response Team at the organizational level, involving personnel from various departments and units to handle cybersecurity incidents. 8. The Bank submits data and/or information to Bank Indonesia as required, both annually and incidentally.	Does not have a significant quantitative impact on Bank Jatim's Financial Report

No	Regulation	Key Provisions	Information Adjustment	Impact on Financial Statements
3	Bank Indonesia Regulation No. 3 of 2024 on Alternative Dispute Resolution Institutions in the Financial Sector	1. Duties and authorities of the Alternative Dispute Resolution Institution for the Financial Sector (LAPS-SK) 2. Principles of LAPS-SK 3. Criteria for disputes handled by LAPS-SK 4. Supervision by Bank Indonesia	1. The Bank updates its internal regulations accordingly. 2. The Bank develops and ensures the competency of human resources for the Competency-Based Training Program in the Payment System at all qualification levels, including Payment System Competency Certification.	Does not have a significant quantitative impact on Bank Jatim's Financial Report
4	Regulation of the Board of Governors Member No. 5 of 2024 concerning Amendments to Regulation of the Board of Governors Member No. 21/12/PADG/2019 on the Implementation of Fund Transfers and Scheduled Clearing by Bank Indonesia	1. Formulation of information technology policies related to the National Clearing System (SKNBI). 2. Submission of requests for changes in Debit Clearing Instrument Service Zones through the PWD Coordinator. 3. Debit Instrument Exchange activities. 4. Procedures for Debit Instrument Exchange in Manual Clearing Areas using the Pigeon Hole system. 5. Processing fees for Fund Transfer via DKE.	1. Updating and establishing the Bank's internal policies. 2. Handling Abnormal and/or Emergency Conditions. 3. Holding ALCO meetings.	Does not have a significant quantitative impact on Bank Jatim's Financial Report
5	Financial Services Authority (OJK) Regulation No. 2 of 2024 on the Implementation of Sharia Governance for Sharia Commercial Banks and Sharia Business Units	1. Implementation of Sharia Principles and Sharia Governance Framework. 2. Sharia Supervisory Board 3. Independence of DPS 4. Term of Office, Appointment, and Dismissal of DPS 5. Duties, Responsibilities, and Authorities of DPS 6. DPS Meetings 7. Transparency Aspects of DPS 8. DPS Remuneration 9. Sharia Compliance Function, Sharia Risk Management, Sharia Internal Audit, and External Review of Sharia Governance 10. Sanctions 11. Reporting	1. Updating and establishing the Bank's internal policies. 2. Adjusting the Bank's Articles of Association to ensure compliance with Sharia principles. 3. Adapting the organizational structure to align with Sharia Risk Management, Sharia Compliance, and Sharia Internal Audit functions. 4. Aligning the Sharia Governance Implementation Report and Sharia Governance Assessment Report, as well as DPS Supervision Reports. 5. Sanctions.	Does not have a significant quantitative impact on Bank Jatim's Financial Report
6	Financial Services Authority (OJK) Regulation No. 13 of 2024 on Transparency and Publication of Prime Lending Rates for Conventional Commercial Banks (POJK SBDK BUK).	1. Preparation, Announcement, and Submission of Prime Lending Rates (SBDK). 2. SBDK Information 3. Other Provisions 4. Sanctions and Penalties 5. Reporting	1. Updating the Bank's internal policies. 2. Conducting ALCO meetings 3. Adjusting the SBDK Publication Report and Detailed SBDK Report. 4. Aligning the Detailed SBDK Report.	Does not have a significant quantitative impact on Bank Jatim's Financial Report
7	Financial Services Authority (OJK) Regulation No. 15 of 2024 on the Integrity of Bank Financial Reporting	1. Preparation of bank financial information and reports. 2. Duties and responsibilities of the Board of Directors, Board of Commissioners, and Audit Committee in the financial reporting process 3. Role of shareholders and affiliated parties in the financial reporting process 4. Submission of information and reports to the Financial Services Authority (OJK). 5. Transitional provisions 6. Sanctions	1. Updating and establishing the Bank's internal policies. 2. Implement an information system to support financial reporting. 3. Establishment of a dedicated work unit. 4. Adjusting the internal control report within the Bank's financial reporting process. 5. Aligning the supervisory report of the Board of Commissioners for commercial banks.	Does not have a significant quantitative impact on Bank Jatim's Financial Report

Accounting Policy Changes

Reasons for Changes in Accounting Policies

The changes of Accounting policy is required to meet the Indonesian Financial Accounting Standards applied to the current year.

Information on Changes in Accounting Policies and Their Impact on Financial Reports

On January 1, 2024, there are new standards and adjustments or amendments to several standards which are still valid and effective as of that date, namely as follows.

Table of Accounting Policy Changes

No	Accounting Policy Changes	Explanation of Consequences and Adjustments	Impact of Accounting Policy Changes on Financial Statements
1.	Amendment to PSAK 201, "Presentation of Financial Statements: Non-Current Liabilities with Covenants".	This amendment is adopted from IAS 1, Presentation of Financial Statements: Non-Current Liabilities with Covenants. It stipulates that only covenants that must be complied with by an entity on or before the reporting date will affect the classification of liabilities as current or non-current, as well as their disclosure.	The implementation of these standards did not result in substantial changes to the Group's accounting policies and had no material impact on the consolidated financial statements for the current or prior periods.
2.	Amendment to PSAK 116, "Leases: Lease Liability in a Sale and Leaseback".	This amendment is adopted from IFRS 16, Leases: Lease Liability in a Sale and Leaseback. It regulates the subsequent measurement of right-of-use assets and lease liabilities from sale and leaseback transactions	The implementation of these standards did not result in substantial changes to the Group's accounting policies and had no material impact on the consolidated financial statements for the current or prior periods.
3.	Amendment to PSAK 207, Statement of Cash Flows, and Amendment to PSAK 107, Financial Instruments: Disclosure on Supplier Financing Arrangements	These amendments are adopted from IAS 7, Statement of Cash Flows, and IFRS 7, Financial Instruments: Disclosure - Supplier Finance Agreements. They clarify disclosure requirements related to supplier financing arrangements.	The implementation of these standards did not result in substantial changes to the Group's accounting policies and had no material impact on the consolidated financial statements for the current or prior periods.
4.	2024 Annual Adjustment to PSAK 407, Accounting for Ijarah	This adjustment aligns and maintains consistency in the recognition of revenue and the presentation of ijarah for indirect services.	The implementation of these standards did not result in substantial changes to the Group's accounting policies and had no material impact on the consolidated financial statements for the current or prior periods.

Bank Soundness Level

The Bank Soundness Level (TKB) is an assessment of the Bank's condition based on a risk-based bank rating and overall performance. It serves as a tool for Bank Jatim to identify issues early, develop and implement corrective actions, and establish future business strategies.

Bank Jatim conducts a self-assessment of its Bank Soundness Level, evaluating both risk and performance under regulations set by the Financial Services Authority (OJK), including:

1. OJK Regulation No. 4/POJK.03/2016 on Commercial Bank Soundness Assessment, dated January 27, 2016.
2. OJK Circular Letter No. 14/SEOJK.03/2017 on Commercial Bank Soundness Assessment, dated March 17, 2017.

Bank Jatim has conducted a self-assessment of its Bank Soundness Level, which is reported to the regulator (OJK) semi-annually in June and December. The assessment is based on the following four factors:

1. **Risk Profile**
   Evaluates inherent risks and the quality of risk management implementation across eight types of risks.
2. **Good Corporate Governance**
   Assesses the quality of Bank Jatim's management in implementing corporate governance principles.
3. **Earnings**
   Evaluates profitability performance, sources supporting profitability, profitability sustainability, and profitability management.
4. **Capital**
   Assesses capital adequacy and the effectiveness of capital management.

The final result of the Bank Soundness Level assessment is reflected in the Composite Rating (PK). The Composite Rating is determined based on a comprehensive and structured analysis, considering the materiality and significance of each assessment factor. The Bank Soundness Level Composite Ratings are categorized as follo:

1. Composite Rating 1 (CR-1) indicates that the Bank is in general extremely sound.
2. Composite Rating 2 (PK-2) indicates that the Bank is in general sound.
3. Composite Rating 3 (PK-3) indicates that the Bank is in general adequately sound.
4. Composite Rating 4 (PK-4) indicates that the Bank is in general less sound.
5. Composite Rating 5 (PK-5) indicates that the Bank is in general unsound.

The self-assessment results for Bank Jatim's Soundness Level Composite Rating as of December 31, 2024, and December 31, 2023, are as follows:

Table of Bank Soundness Level

Assessment Factor	Assessment as of Dec 31, 2024	Assessment as of Dec 31, 2023
Risk Profile	Rating 2	Rating 2
Good Corporate Governance	Rating 3	Rating 3
Earnings	Rating 2	Rating 2
Capital	Rating 2	Rating 2
Composite Rating	**Rating 2 (Sound)**	**Rating 2 (Sound)**

The Bank Soundness Level assessment for Bank Jatim as of December 31, 2024, resulted in a Composite Rating of 2 (Sound), which indicates that

1. The Bank is generally in a sound condition, demonstrating the ability to withstand significant negative impacts from changes in business conditions and other external factors.
2. The ratings for key assessment factors, including Risk Profile, Corporate Governance, Earnings, and Capital, are generally good. Any weaknesses identified are not significant and do not materially affect the Bank's overall soundness.

Business Continuity Information

Factors with Potential Significant Impact on Business Continuity

The political year presents a factor that could influence business continuity, particularly due to the substantial circulation of funds. The impact of political dynamics may affect market stability and investment decisions. Additionally, the projected slowdown in global economic growth poses a risk of decreasing public purchasing power, which could affect the banking sector's performance. Climate change issues are also gaining increased attention as they pose threats to public health, safety, economic stability, and overall societal well-being. Another critical risk arises from technological digitalization, which, while driving progress, also has disruptive potential that could threaten global economic stability.

Nevertheless, Bank Jatim possesses strong competitive advantages, reinforced by its commitment to continuous transformation and innovation. The implementation of adaptive strategic policies enables Bank Jatim to mitigate the negative impacts of various challenges, including those arising from the pandemic, ensuring sustained business performance. This resilience is reflected in the company's financial performance, which continued to show positive growth throughout 2024.

To address these challenges, Bank Jatim has implemented various strategies that emphasize adaptability and responsiveness to change. The bank actively monitors and analyzes market conditions, which are then translated into interest rate adjustments to maintain competitiveness. Additionally, a strong focus on enhancing efficiency and productivity remains a priority to drive long-term profitability. Continuous innovation in products and services is also pursued to ensure that Bank Jatim remains agile and responsive to the ever-evolving market landscape.

Management's Assessment of Factors Significantly Affecting Business Continuity

Bank Jatim regularly evaluates factors related to its future business continuity. This assessment is reflected in the composite score of the Bank Soundness Level (TKB), which has remained in a healthy category, even during the pandemic. Based on the evaluation results, although certain performance components have not yet reached their optimal levels, implementing accommodative strategic policies by management has enabled the Bank to mitigate risks that could significantly impact its financial performance throughout 2024.

Bank Jatim's management has conducted an assessment of the Bank's ability to sustain its operations and is confident that it has the necessary resources to ensure its continued business continuity. Furthermore, Bank Jatim's management is not aware of any material uncertainties that could raise significant doubt regarding the Bank's ability to continue its operations and achieve further growth

Assumptions Used by Management in the Assessment

Several key assumptions are considered by Bank Jatim in assessing its business continuity, encompassing interrelated factors as follows:

1. **Bank Soundness Level**
   The evaluation of risk profile, profitability or earnings performance, capital adequacy, and the effective implementation of Good Corporate Governance (GCG) principles. These factors are crucial in assessing the sustainability and operational health of the Bank in navigating various business challenges.
2. **Analysis of Global, National, and Regional Economic Conditions**
   Mapping macroeconomic conditions at various levels, including economic growth projections, inflation trends, political stability, and other external factors that may influence Bank Jatim's operations and financial performance. This analysis helps the Bank anticipate potential negative impacts, both domestically and internationally.
3. **Competitiveness Analysis**
   Assessing Bank Jatim's position within the industry using various analytical methods, such as the Strength, Weakness, Opportunities, and Challenges (SWOC) matrix, Segmentation, Targeting, and Positioning (STP) analysis, and evaluating the Bank's market position concerning its strengths and weaknesses compared to competitors. This provides deeper insights into opportunities and challenges faced by the Bank, enabling management to formulate more effective strategies to achieve a stronger competitive position.

Governance Framework, Management, and Control of Taxation Aspects

As a domestic corporate taxpayer, Bank Jatim is entitled to receive government tax incentives in the form of tax reductions. This is under Minister of Finance Regulation No. 40 of 2023 concerning the Form and Procedures for Submitting Reports and Lists of Taxpayers in Fulfillment of the Requirements for Income Tax Rate Reduction for Domestic Corporate Taxpayers in the Form of Public Companies. Under this regulation, domestic corporate taxpayers may receive a 3% tax rate reduction if they meet the conditions outlined in Article 3, which include:

1. Being a publicly listed company;
2. Having at least 40% of its total paid-up shares traded on the Indonesia Stock Exchange; and
3. Meeting the following specific conditions:
   a. Shares must be owned by at least 300 parties;
      - These 300 shareholders must each own less than 5% of the total shares, excluding:
      - Public companies repurchasing their shares; and/or
      - Entities with special relationships as defined in the Income Tax Law with the public company.
   b. Special relationships for publicly listed taxpayers include:
      - Controlling shareholders; and/or
      - Majority shareholders, as regulated under capital market laws and regulations.
   c. Each shareholder must own less than 5% of the total issued and fully paid-up shares.;
   d. These conditions must be met for at least 183 calendar days within one fiscal year
   e. Compliance must be reported by the publicly listed taxpayer to the Directorate General of Taxes.

In accordance with the above provisions, Bank Jatim is eligible for a tax rate that is 3% lower than the applicable rate of 22% in the 2023 fiscal year, resulting in a corporate income tax rate of 19% used in the tax calculation.

Bank Jatim's approach to taxation is based on full compliance with all applicable tax regulations. The Bank has established tax policies and strategies that are approved and reviewed by the Director of Finance, Treasury, and Global Services as part of the Annual Corporate Income Tax Return (SPT Tahunan PPh Badan) reporting process. This tax strategy is reviewed annually by the Director of Finance, Treasury, and Global Services.

To ensure effective tax governance and control, Bank Jatim has implemented a structured and comprehensive tax management process, including:

1. The executive body responsible for implementing tax strategies is the Director of Finance, Treasury, and Global Services.
2. The Bank embeds its tax approach within the organization through the implementation of Standard Operating Procedures (SOP) for Taxation, Tax-accommodating application systems, and awareness initiatives through training and socialization programs.
3. Identification, management, and monitoring of tax risks are carried out through continuous monitoring and reconciliation by the Tax Group and relevant work units.

The primary stakeholder in taxation matters is the government through the tax authorities. In this regard, Bank Jatim consistently maintains a strong and cooperative relationship with tax authorities by ensuring full compliance with all applicable tax regulations. As Bank Jatim operates exclusively in Indonesia, all tax reporting is conducted solely within the Indonesian jurisdiction.

In its operational activities, Bank Jatim upholds Good Corporate Governance (GCG) principles with transparency and accountability, particularly in managing its tax rights and obligations. The Bank ensures that all tax-related responsibilities are carried out under prevailing regulationslaku.

Table of Tax Payment

(in IDR millions)

Tax Description	Year 2024	Year 2023	Year 2022	Year 2021
Income Tax Article 21	228,546	173,259	136,726	132,680
Income Tax Article 23	8,234	5,775	5,144	4,148
Corporate Income Tax Article 25/29	317,125	368,453	494,250	400,476
Income Tax Article 26	8,909	9,611	14,195	13,546
Final Income Tax Article 4 (2)	176,482	135,935	142,884	152,207
Value-Added Tax (VAT)	3,005	1,047	2,352	1,563
Stamp Duty Tax	4,725	5,793	7,082	7,794
Total	**747,026**	**699,873**	**802,633**	**712,414**

Response to Changes in Monetary Policy Direction

Entering 2025, both the global and Indonesian economies remain shrouded in uncertainty and concerns over economic and political movements. The election of Donald Trump as the President of the United States (US), the US Federal Reserve's (The Fed) policies, geopolitical tensions, and China's economic slowdown are some of the factors causing worldwide anxiety in 2025. Domestically, concerns remain regarding weakening purchasing power, rising layoffs (PHK), declining commodity prices, and vulnerabilities in food and energy security due to climate change.

Despite these challenges, Indonesia's economy continues to demonstrate resilience and competitiveness, maintaining solid growth at 5.03% year-on-year (YoY) in Q4 2024, outperforming peer countries such as Singapore, Saudi Arabia, and Malaysia. This economic stability has been further supported by government efforts to keep inflation low and manageable, with December 2024 inflation recorded at 1.57% (YoY)—within the target range of 2.5% ±1%. Additionally, Indonesia's debt-to-GDP ratio remained at a safe level of 38.9% as of September 2024, reflecting prudent fiscal policies that provide adequate space for public investment. Meanwhile, January 2025 inflation stood at 0.76% (YoY), supported by a 50% electricity tariff discount policy and reduced airline ticket prices at the end of the previous year.

Indonesia's economy is expected to maintain a growth rate of around 5.2% in 2025, supported by several government programs designed to achieve this target. These initiatives include continuing the Nataru program as a stimulus for HBKN (National Religious Holidays) during Ramadan and Eid al-Fitr, encompassing discounted airline tickets, the return of the National Online Shopping Day (Harbolnas 2025), the "Belanja di Indonesia Aja" (BINA Diskon 2025) program, the EPIC Sales 2025 program, toll road discount programs, and food price stabilization initiatives. Additionally, to enhance competitiveness and support long-term economic transformation, the government is optimizing downstream industrialization (hilirisasi) as a strategic measure to drive economic growth. This industrial downstreaming effort has significant potential, particularly in Special Economic Zones (KEK) such as Gresik, Kendal, and Galang Batang, which have demonstrated tangible benefits in increasing economic value. In 2024, KEKs successfully attracted investments totaling IDR82.6 trillion and created 42,930 new jobs. Furthermore, the government has revised Government Regulation No. 5 to ease business operations and continued tax holiday and tax allowance policies to maintain a favorable investment climate.

Meanwhile, on a global scale, economic growth is projected to improve slightly compared to 2024, according to the World Bank, while the IMF forecasts economic stagnation. The election of Donald Trump has raised concerns over heightened protectionist policies among several countries, potentially triggering a trade war with China. Beyond its economic disputes with China, Trump is also committed to reducing the U.S. trade deficit with countries that have significantly contributed to it.

However, the trade war between the United States (US) and China presents opportunities that Indonesia can leverage. One of the most significant prospects is the potential to capture the export market share previously dominated by China. This can be achieved by identifying products that are similar to those exported by the US and Vietnam. Additionally, another opportunity lies in investment relocation. With the imposition of tariffs on Chinese-origin products, some companies previously based in China may seek new locations for their production facilities.

The US Federal Reserve (The Fed)'s monetary policy on interest rates also plays a crucial role in shaping global economic movements, including Indonesia's. In its January 2025 meeting, the Federal Reserve maintained interest rates within the range of 4.25% %--4.50%, marking the end of its rate-cutting cycle after implementing three consecutive rate cuts in 2024, totaling 100 basis points. Meanwhile, in 2025, the Fed is expected to implement only one Fed Funds Rate cut, which is projected to take place in the second half of the year.

In 2025, liquidity is expected to be a major challenge for the banking industry. The rising cost of essential goods and limited wage increases are driving customers to withdraw their bank deposits, leading to a decline in third-party funds (DPK) and a slowdown in loan disbursement. Additionally, banks are currently competing to attract public funds against government debt instruments and bonds. This is due to the maturing of Bank Indonesia Rupiah Securities (SRBI), which will reach IDR922.4 trillion in 2025, exceeding the government's maturing debt of IDR800.3 trillion for the same period. This situation could lead to a crowding-out effect, where investors prefer purchasing government-issued bonds. As a result, banks will face higher funding costs to compete with government bond yields. To mitigate these challenges, banks must remain focused on maintaining low-cost funds, optimizing existing digital channels, and developing innovative financial products.

Currently, Bank Jatim is actively responding to the movements in Bank Indonesia's benchmark interest rate by adjusting deposit and lending rates selectively, as determined in ALCO meetings. These adjustments are made while ensuring alignment with Bank Jatim's 2025 performance targets. Additionally, the bank is reinforcing its strategy through optimizing loan volume growth, maintaining a balanced fund composition and cost of funds (COF), increasing revenue from fee-based income transactions, and improving overall cost-efficiency in overhead expenses.

In line with Bank Indonesia's policy mix direction for 2025, which focuses on a monetary policy aimed at maintaining stability while supporting national economic growth, a forward-looking and preemptive interest rate policy is essential to achieve inflation targets. The Rupiah exchange rate in 2025 will be maintained at a stable level with strong commitment from Bank Indonesia (BI). Additionally, pro-market monetary operations will be implemented to enhance the effectiveness of Bank Indonesia's policy transmission. Efforts will also be made to ensure adequate foreign exchange reserves through managing capital flows under international standards. Furthermore, the development of foreign exchange placement instruments for Export Proceeds from Natural Resources (DHE SDA) will be optimized to make them more attractive to exporters.

Maximum Limit For Providing Credit and Providing Large Funds

Bank Jatim as a financial intermediation institution has guidance in running its business, one of which is related to providing funds to related parties. Bank Jatim in providing funds to related parties is subject to the Regulation of the Financial Services Authority of the Republic of Indonesia Number 32/ POJK.03/2018 concerning the Maximum Limit for Providing Credit (BMPK) and Provision of Large Funds for Commercial Banks. The Maximum Limit for Providing Credit, hereinafter abbreviated to BMPK, is the maximum percentage of funds provided against the Bank's capital for providing funds to related parties as well as against the core capital (tier 1) of the Bank for providing funds to other than related parties.

Provision of Funds to Related Parties

The portion of the Portfolio Providing Funds to Related Parties with the Bank as a whole, according to OJK regulations, is set at a maximum of 10% (ten percent) of Bank Capital, where what is meant by related parties is:

1. Individuals or companies who control the Bank;
2. Legal Entity in the case where the Bank acts as controller;
3. The Company, in the case of an individual or company as intended in letter a, acts as the controller;
4. Members of the Board of Directors, members of the Board of Commissioners, and Bank Executive Officers;
5. Parties who have horizontal or vertical family relationships:
   a. From individuals who control the Bank as intended in letter a; And
   b. From members of the Board of Directors and/or members of the Board of Commissioners at the Bank as referred to in letter d;
6. Members of the Board of Directors and/or members of the Board of Commissioners in the company referred to in point 1, point 2, and/or point 3;

7. Companies whose members of the Board of Directors and/or members of the Board of Commissioners are members of the Board of Commissioners of the Bank;
8. Companies where 50% (fifty percent) or more of the members of the board of directors and/or members of the board of commissioners are directors and/or commissioners of the company as referred to in point 1, point 2 and point 3;
9. Companies that:
   a. Members of the Board of Directors, members of the Board of Commissioners, and/or Bank Executive Officers as referred to in letter d act as controllers; And
   b. Members of the Board of Directors and/or members of the Board of Commissioners from the parties as referred to in point 1, point 2, and/or point 3 act as controllers;
10. Collective Investment Contract where the Bank and/or parties as referred to in letters a to letter I own 10% (ten percent) or more shares in the investment manager of the collective investment contract;
11. Companies that have financial relationships with Banks and/or parties as referred to in points 1 to 10;
12. The borrower is an individual or non-bank company that has a financial relationship through providing guarantees to parties as intended in points 1 to 11;
13. Borrowers who have financial relationships through guarantees provided by parties as referred to in points 1 to 11;
14. Other banks that have financial relationships through providing guarantees to parties as intended in points 1 to 11 in the event that there is a counter guarantee from the Bank and/or parties as intended in points 1 to 11 to the other Bank; And
15. Other companies in which there is an interest in the form of share ownership of 10% (ten percent) or more, independently or jointly, of the parties as intended in point 5.

In accordance with the explanation regarding related parties above, the provision of credit to Directors and Commissioners is also included in provision to Related Parties where the provision of credit to Directors and Commissioners must obtain approval from the Board of Commissioners. Funding to Related Parties has been regulated by the Financial Services Authority (OJK) and Company regulations, namely the Bank Jatim Minimum Credit Limit Policy. The provisions and procedures for granting credit to the Board of Directors and Board of Commissioners apply the same as granting credit to prospective Bank Jatim debtors in general and are given fairly and in accordance with market interest (at arm's length basis and at market rates) while still paying attention to the principle of prudence. Apart from that, there are also provisions regarding other parties that are regulated, namely:

1. Banks are prohibited from providing Funds to Related Parties which are contrary to general Fund Provision procedures.
2. Banks are prohibited from providing Funds to Related Parties without the approval of the Bank's Board of Commissioners.
3. Banks are prohibited from purchasing low quality assets from Related Parties.
4. In the event that the quality of Fund Provisions to Related Parties declines to become substandard, doubtful or Loss, the Bank is obliged to take remedial steps to improve it by:
   a. Credit repayment no later than 60 (sixty) days after the decline in the quality of Fund Provisions; and/or
   b. Carry out Credit restructuring since the quality of Fund Provisions has decreased.
5. In the event that the Bank provides Funds in the form of Capital Participation which results in the party in which the Bank makes the Capital Participation becoming a Related Party, the Bank is obliged to ensure:
   a. The Fund Provision Plan is set at a maximum of 10% (ten percent) of Bank Capital;
   b. Provision of Funds that will be and have been provided to parties in which the Bank makes Capital Investments after adding the entire portfolio of Provision of Funds to related parties is set at a maximum of 10% (ten percent) of the Bank's Capital; And
   c. Fulfill the provisions as intended in points 1,2 and 3.

Provision of Funds to Other Than Related Parties

1. Provision of Funds to 1 (one) Borrower other than a Related Party or 1 (one) Group of Borrowers other than a Related Party.
2. Banks are obliged to determine the classification of Borrowers in a group of Borrowers in the event that the Borrower has a controlling relationship with other Borrowers through ownership, management and/or f inancial relationships,
3. Ownership, management and/or financial relationships as referred to in paragraph (1) include the following criteria:
   a. The Borrower is the controller of other Borrowers;
   b. 1 (one) same party is the controller of several Borrowers;
   c. 50% (fifty percent) of members of the Board of Directors and/or members of the Board of Commissioners of the Borrower become members of the Board of Directors and/or members of the Board of Commissioners of other Borrowers;
   d. The Borrower has a financial relationship with another Borrower; and/or
   e. The Borrower has a financial relationship in the form of issuing a guarantee to take over and/or pay off part or all of the other Borrower's obligations in the event that the other Borrower fails to fulfill its obligations to the Bank.
4. Borrower group classification does not apply to:
   a. Fund Provision Facilities provided by the Bank to debtors in general Bank business activities; And

b. Provision of guarantees by insurance companies, guarantee companies, the Government of the Republic of Indonesia, and/or governments of other countries.
c. Providing credit to debtors through companies using the forwarding method;
d. Providing Credit using a core-plasma partnership pattern with a core company scheme guaranteeing Credit to the plasma;
e. Provincial Government and Regency/City Government as well as between each Regency/City Government.

The Fund Provisions that are taken into account in the LLL calculation and Large Fund Provisions are all Fund Provisions in the banking book and trading book positions. The carrying value used to calculate Provision of Funds is the carrying value of assets plus interest claims that have not been received, if any, before deducting the allowance for losses, decreasing the value of assets according to accounting standards. The provision of funds is the investment of Bank funds in the form of:

a. Placement;
b. Derivative transactions;
c. Securities;
d. Securities sold with an agreement to repurchase (repo);
b. Receivables for securities purchased with an agreement to resell (reverse repo);
c. Acceptance bill;
d. Credit;
e. Equity capital;
f. Temporary capital investment;
g. Administrative account transactions ; and
h. Other forms of providing funds that can be equated with letters a to j.

Provision of Bank Funds to BUMN for development purposes is set at a maximum of 30% (thirty percent) of Bank Capital.

Credit Risk Mitigation Techniques

Bank Jatim is obliged to apply the MRK (Credit Risk Mitigation) technique which meets certain requirements in calculating LLL in the event that Bank Jatim recognizes the existence of collateral, guarantees, guarantees or credit insurance as a MRK technique in calculating weighted assets according to standard approach credit risk. The application of the MRK Technique as referred to applies in the event that the Borrower and Guarantor or collateral issuer are other than Related Parties.

Certain LLL Treatment

Sometimes LLL calculations can be done, including:

1. Provision of Funds to the Central Government;
2. Placement with Bank Indonesia; And
3. Purchase of Securities issued by the Government of the Republic of Indonesia and/or Bank Indonesia;
4. Provision of funds that obtain guarantees from the Government of the Republic of Indonesia;
5. Provision of export-oriented funds to financial institutions that meet certain requirements;
6. Provision of funds that obtain guarantees from financial institutions that meet certain requirements;
7. Part of the Provision of Funds which is guaranteed by certain collateral and meets certain requirements;
8. Part of Providing Funds to Borrowers who obtain guarantees from Prime Bank as long as the guarantees provided meet the requirements;
9. Provision of funds which have become a capital reduction factor as intended in the Financial Services Authority Regulation which regulates the obligation to fulfill minimum capital.

Legal Lending Limit (LLL) Exceeding

Provision of Funds by Banks is categorized as Exceeding LLL caused by:

1. Decrease Capital or Core Capital (tier 1) of the Bank;
2. Changes in exchange rates;
3. Changes in fair value;
4. Business mergers, changes in ownership structure and/or changes in management structure which cause changes in Related Parties and/or Borrower groups; and/or
5. Changes to the provisions for Determining Borrowers in the LLL Exceeding calculation are carried out in accordance with the provisions for calculating the Provision of Funds and are calculated based on the value recorded on the report date.

Table of Total Provision of Funds to Related Parties and Large Debtors

No	Provision of Funds	Total 2024		Total 2023	
		Number of Account (NoA)	Nominal (in IDR million)	Number of Account (NoA)	Nominal (in IDR million)
1	To Related Parties	168	94,501	198	189,479
2	To 50 Core Debtors				
	Individual	50	7,681,122	50	8,721,806
	Group			0	0
	Total Core Debtors	**50**	**7,681,122**	**50**	**8,721,806**

Table of Total Provision of Bank Funds to Related Parties

Description	2024	2023
	Nominal (in IDR million)	Nominal (in IDR million)
Capital at Report Date	11,600,811	11,451,665
LLL (10% of Capital) on Report Date	1,160,081	1,145,166
Outstanding Related Parties	94,501	189,479
LLL concessions	0	0
LLL exceedance	0	0

Transaction Spot and Derivative Transactions

Derivative receivables are classified as Financial assets in the group measured at fair value through profit or loss, while derivative liabilities are classified as Financial liabilities in the group measured at fair value through profit or loss. Derivative instruments (including foreign exchange transactions for funding and trading purposes) are presented based on their fair value which is determined based on market prices using the Reuters exchange rate at the reporting date or the discounted cash flow method and recorded in the consolidated statement of financial position. Derivative receivables are presented at the amount of unrealized profits from derivative contracts, after deducting the allowance for value loss. Derivative liabilities are presented at the amount of unrealized losses from derivative contracts.

Table of Spot Transaction and Derivative Transaction Report

(in IDR million)

No	Transaction	Derivative Bills	Derivative Liabilities
A.	Related To Exchange Rates		
1.	Spot	-	-
2.	Forward	-	-
3.	Option a. Sell b. Buy	- - -	- - -
4.	Future	-	-
5.	Swap	-	531,43
6.	Others	-	-
B.	Related To Interest Rate		
1.	Forward	-	-
2.	Option a. Sell b. Buy	- - -	- - -
3.	Future	-	-
4.	Swap	-	-
5.	Others	-	-
C.	Others		
	Total	-	-


bankjati
SUPER TEAM



Human Capital

05

Human Capital Management Strategy



Bank Jatim has a Human Capital development strategy by transforming Human Capital into superior, independent, competitive and professional Human Capital. Building a supporting process for Governance, Risk & Compliance (GRC), and strong capital, accompanied by quality resources with a good work culture and a reliable information system in managing competency-based Human Capital management, Bank Jatim carries out Human Capital development which includes:

1. Fulfillment of employees according to needs based on organizational structure that in line with the Bank's business plan, through Employee Recruitment, both regular, ODP and Pro Hire.
2. Career Development Program based on performance, competence, experience and other criteria, to ensure that all employees get the same opportunity (fair opportunity) to develop their careers.
3. Preparation of career paths to place employees according to their competence in available positions.
4. Preparation of talent management policies to prepare quality talents to become future leaders who will lead the Bank to achieve better performance.
5. Conducting behavioral competency and technical competency assessments periodically every 2 (two) years on all officials from echelon 1 to echelon 4, to measure the suitability of the competency possessed by each official with the competency requirements determined by the company. Proposing to provide training if there is still a lack of competency levels possessed by officials from echelon 1 to echelon 4.
6. Improving Assessor competency by participating in Assessor training at a certified Assessor training institution.
7. Adjustment of job grading according to the results of Job Evaluation so that the compensation received is fair for employees according to the workload and responsibilities of the employees.
8. Implementation of a fairer and more objective Employee Performance Management System for all work units.
9. Implementation of strict Reward & Punishment for all employees in accordance with applicable provisions and laws.

10. Development of an integrated online application-based e-Human Capital program (web and mobile apps) that focuses on delivering fast, accurate, effective and controlled information which adjusted to developments tp make the Human Capital Division of Bank Jatim easier to monitor the services provided to Bank Jatim employees.
11. Implementation of work life balance as a means of channeling employee talents outside of employee routines.
12. Implementation of employee engagement surveys as a tool to measure the level of emotional attachment of employees to the company which is filled in via the e-Human Capital mobile app.
13. Implementation of programs that can improve communication between the Human Capital Division and all employees and channel employee voices related to personnel, so that input and complaints from employees were used as evaluation material for improving personnel policies.
14. Providing facilities to employees related to consultation with psychologists and/or psychiatrists to anticipate and maintain employee mental health, if needed.
15. Fulfillment of HR needs through recruitment of new employees as needed.
16. Optimization of benefits that are the object of in-kind tax through third parties so that in-kind tax costs are more efficient which will be implemented in Quarter I.
17. Improving the competitive employee remuneration system and based on performance given according to the Bank's capabilities is planned to be implemented in Quarter II.
18. Integration of the payroll system that will facilitate the calculation of employee compensation and benefits including the calculation of PPh21 tax in Quarter III.
19. Development and optimization of learning facilities and infrastructure in order to support the improvement of quality and competence, as well as equal access to education and training for all employees.
20. Improving competence, optimizing and evaluating the role of internal lecturers in encouraging the achievement of the Bank's vision and mission through education and training activities.
21. The development of the Jatimers Internship Program (JIP) which was previously only for the frontliner sector (teller and Service Assistant) was added for the administration sector to be implemented in Quarter I.
22. Creation of a dashboard monitoring for the fulfillment of JIP manpower at the Branch Office so that the turnover of JIP participants can be monitored and avoid empty formations which will be implemented in Quarter I.
23. Creation of an organizational structure in the EHC application to facilitate vacant positions monitoring or shortages of employees integrated into employee data in Quarter I.
24. Creating an application to calculate variable compensation in Quarter II.
25. Improving the utilizing Outsourcing policy through a contracting system that will be implemented in Quarter I.

Developing the Assessment Center method and tools that will be used in implementing the assessment in Quarter III.

Human Capital Management Strategy Policy and Implementation

Recruitment

Recruitment and selection of prospective employees are series of activities to seek and find out potential candidate to occupy the vacancy on the organizational structure in the present and in the future. The philosophy adopted by Bank Jatim in implementing the recruitment and selection is equality to the necessity fulfillment. As for the principles used in conducting the recruitment is preceded by the Human Capital planning process. This is stated in the formation determination with employee planning that elaborates the numbers of employees needed, including the level of capabilities and skills required to fulfill the available vacancy as well as when and how the activity conducted.

Type of the existing recruitments at Bank Jatim comprises of:
1. Recruitment of Regular Employee.
2. Recruitment of Experienced Employee (Pro Hire/ Multilevel Entry).
3. Crash Program.
4. Officer Development Program (ODP).
5. Recruitment of Disabled Employees.

The recruitment sources used by Bank Jatim are obtained through internal and external sources. Internal sources are individuals who have worked at the Bank, either with the status of permanent Bank employees or with the status of outsourced

employee or interns. Meanwhile, external sources are those who do not or have not worked at the Bank and are obtained by recruiting employees with special achievements that will support the Bank's corporate image.

Generally, the criteria in the selection process include:
1. Undergraduate/Graduate criteria for structural position with specific expertise. Undergraduate (S1) is for administrative staff with career prospects and Senior High School/ Vocational School is for non-administrative staff.
2. Work experience supporting value added in the selection process.
3. Health condition with following criteria, such as physically and mentally health and free of drugs.
4. Personality including personal characteristics, such as age, sex, and marital status depending on the available vacancy formation.
5. Competency assessed through assessment process in accordance with the Bank's competency dictionary.

The recruitment process can be independently performed by the Bank or in collaboration with consulting services agencies/ institutions in the human capital sector or Head Hunters services, both online and offline or using employee provider media platforms. Accordingly, an open recruitment is conducted to screen incoming applications and select applicants who satisfy the required qualifications in order to be included in the selection process. Applications included in the verification process can be consulted with consulting services agencies/ institutions in the human capital sector or Head Hunters service and matched with previously determined qualifications. After verification, applicants who satisfy the qualifications are invited for selection.

The selection process of prospective employees follows the following standard consisting of several stages, as follows:
1. Clearance test.
2. Product knowledge Bank test.
3. Psycho-test assessment and/or competency-based interview.
4. User interview.
5. Medical test

The mechanism of admission decision making is implemented by using multiple hardless model approach or knockout system. Moreover, the admission can also be carried out with other systems according to the needs and it is the authority of the chief of Human Capital Division by considering the status of applicants' individual loan collectability.

After performing a series of selection and acceptance processes, employment is executed with an employment contract as a probation period so that the status is a specific work agreement (TKIK). The employment contract contains the rights and obligations of the Bank and the concerned employee and binding on each party until the employment contract ends or a decision on a permanent employee appointment is issued.

The authority of employment contract signatory is regulated as follows:

Entry Level Position	Signatory Officials of Employment Contract
SEVP, ESELON 1 -2	Director subordinating function of Human Capital/Director of Employment Division.
ESELON 3	SEVP subordinating Human Capital
ESELON 4 DAN PELAKSANA	Vice President of Human Capital Division

The term of the employment contract is adjusted to needs and can be extended as long as it does not violate with statutory. Any employee who has signed an employment contract is required to participate in and pass all education and training programs prepared by the Bank. Also, any employee who does not satisfy the requirements of passing the education and training program, the employment contract will be terminated. Mainly for the recruitment of experienced employees, they can be assigned directly in work units as required, while education and training programs are conducted in parallel between working hours.

For the mechanism of regular employees appointment, employees who have signed and had the TKIK status will be subsequently evaluated for performance evaluation during 6 (six) months as a condition for appointment of prospective employees. Prospective employees will also perform a performance evaluation for 6 (six) months before appointed as permanent employees. The appointment mechanism for non-regular employees is separately regulated and adjusted to the occupied position.

Implementation of Recruitment

In 2024, Bank Jatim carried out recruitment of 74 (seventy four) new employees with competencies in the fields of Account Officer and Information Technology.

Competency Development

Policy

Bank Jatim is committed to improving the capabilities and competencies of human resources (HR) through sustainable competency development. The competency development policy at Bank Jatim is focused on improving technical, managerial, and leadership capabilities. The implementation of competency development is carried out through various programs, such as training, workshops, and career development. Bank Jatim also collaborates with leading HR training and development institutions to ensure that the competency development programs offered are relevant and effective. Thus, Bank Jatim can ensure that its human resources have the abilities and competencies needed to achieve organizational goals and improve company performance. Bank Jatim is committed to providing competency development to all employees by giving them equal opportunities regardless their position level, education, or gender.

Competency Development Implementation

In 2024, Bank Jatim implemented a competency development program that focused on business performance priorities and employee needs. This program was implemented through in-house training in collaboration with external and internal parties, as well as public training. During 2024, as many as 5.305 employees out of 5.327 employees participated in the training which was related to their positions and needs.

Table of Competency Development for Executive Level (Equivalent Staff) in 2024

No.	Competency Areas	Number of participants	Objectives
1	Accounting	59	The aim of training with competency in Accounting for executive level employees is to improve the ability to understand, apply, and analyze accounting principles, especially in the field of taxation so it can increase the accuracy, efficiency, and quality of financial reporting.
2	Internal Audit	24	The aim of training with competency in Internal Audit for executive level employees is to improve the ability to carry out effective internal audits, understand the audit process, identify and manage risks, so it can increase the quality of the company's internal management and supervision.
3	Corporate Secretary	1	The aim of training with competency in Corporate Secretary for executive level employees is to improve the professionalism of corporate secretaries, facilitate the exchange of information and communication, and develop good corporate governance.
4	Funding	4.549	The aim of this competency improvement is to increase the knowledge and skills in Bank Jatim's products, so it can increase the independence and confidence in offering third party fund products.
5	Law	230	The aim of training with competency in law for executive level employees is to improve knowledge and ability to understand and implement the legislation, contracts, and other laws which are relevant to the company's operations, so it can reduce legal risks and maintain company compliance.
6	Human Capital	138	The aim of improving this competency is to increase employees' soft skills so that they are balanced with technical competencies.
7	Compliance	1.515	The aim of training with competency in compliance for executive level employees is to improve awareness and ability to understand and implement regulations, policies, and applicable compliances standard, so it can reduce the risk of non-compliance and maintain organizational integrity.
8	Lending	5.282	The aim of training with credit competency for executive level employees is to improve the ability to analyze, assess, and manage credit effectively and efficiently, so it can increase the credit quality and reduce credit risk.
9	Risk Management	585	The aim of training with banking risk management for executive level employees is to improve the ability to identify, analyze, and manage risks related to banking operations, so it can reduce potential losses and increase security and stability of banking operations.
10	Marketing	2.446	The aim of training with competency in Bank Marketing for executive level employees is to improve the ability to understand customer needs, develop marketing strategies, and increase ability to promote bank products and services, to improve sales, and customer satisfaction.
11	Operations (Business)	1.661	The aim of training with competency in Bank Business Support for executive level employees is to improve the ability to support bank business operations, understand business needs, and increase the ability to provide effective solutions and support to improve bank business performance.

No.	Competency Areas	Number of participants	Objectives
12	Operations (Supporting)	82	The aim of training with competency in Bank Operational Support for executive level employees is to improve the ability to support bank operations, understand processes and procedures, and increase the efficiency and effectiveness of services to customers or fellow employees.
13	Credit Settlement Rescue	864	The aim of training with competency in credit settlement rescue for executive level employees is to improve the ability in identify, analyze, and resolve problematic credit, so it can minimize losses and increase the quality of credit portfolio
14	Planning	35	The aim of training with competency in Bank Planning for executive level employees is to improve the ability to plan bank business strategies, develop operational plans, and increase the ability to analyze and interpret data to support strategic decision making.
15	Information Technology	137	The aim of training with competency in information technology for executive level employees is to improve the ability and knowledge to operate and manage information technology systems, so it can increase efficiency, productivity, and quality of service.
16	Treasury	19	The aim of training with competency in Treasury for executive level employees is to improve ability to manage and optimize the use of funds, managing financial risks, and increasing the efficiency of cash and investment management.
17	General	37	The aim of training with competency in Bank Service Procurement for executive level employees is to improve the ability to understand the service procurement process, manage contracts, and increase the ability to select and evaluate service providers that suit the bank's need.
18	Sharia Business	84	The aim of training with competency in Sharia Banking for executive level employees is to improve the ability to understand sharia principles in banking, apply sharia in bank products and services, and increase awareness and commitment in carrying out bank operations in accordance with sharia principles.

Table of Competency Development for Echelon 4 Level (Level Supervisor) 2024

No.	Competency Areas	Number of participants	Objectives
1	Accounting	19	The aim of training with competency in Accounting for Echelon 4 level employees is to improve the ability to understand accounting principles, apply accounting standards, and improve the ability to analyze and interpret financial reports to support strategic decision making and improve organizational performance.
2	Internal Audit	20	The aim of training with competency in Internal Audit for Echelon 4 level employees is to improve the ability to plan, implement and report audits effectively and efficiently, as well as to improve the ability to identify and manage risks, monitor performance and provide recommendations for correction to increase organizational performance.
3	Funding	964	The aim of training with competency in Funding for Echelon 4 level employees is to improve the ability to manage and develop funding sources, understand funding strategies, and improve the ability to analyze and manage liquidity risks and other financial risks to support the organization's financial performance.
4	Law	385	The aim of training with competency in Law for Echelon 4 level employees is to improve the ability to understand and apply laws and regulations, manage legal risks, and increase the ability to analyze and resolve legal problems related to organizational operations.
5	Human Capital	421	The aim of training with competency in Human Capital for Echelon 4 level employees is to improve the ability to manage and develop human resources, to understand employee development strategies, and increase the ability to analyze and improve employee performance to support the achievement of organizational goals.
6	Compliance	134	The aim of training with competency in Compliance for Echelon 4 level employees is to improve the ability to understand and apply regulations, policies, and compliance standards, identify and manage compliance risks, and increase the ability to monitor and ensure organizational compliance with applicable regulations and standards.

No.	Competency Areas	Number of participants	Objectives
7	Lending	1296	The aim of training with competency in Lending for Echelon 4 level employees is to improve the ability to analyze and assess creditworthiness, manage credit risk, and improve the ability to develop and manage an effective and efficient credit portfolio to support the organization's business performance.
8	Risk Management	1306	The aim of training with competency in Risk Management for Echelon 4 level employees is to improve the ability to identify, analyze, and manage risks related to organizational operations, as well as to increase the ability to develop and implement effective risk management strategies to support the security and sustainability of the organization.
9	Marketing	27	The aim of training with competency in Marketing for Echelon 4 level employees is to improve the ability to develop and implement effective marketing strategies, understand customer needs, and increase the ability to develop and promote products or services that are in accordance with market needs to increase sales and improve the organization's competitive advantage.
10	Operation (Business)	473	The aim of training with competency in Bank Business Operations for Echelon 4 level employees is to improve the ability to manage and develop bank business operations, understand business processes, and increase the ability to analyze and increase the efficiency and effectiveness of bank business operations to support the achievement of business goals and improve organizational performance.
11	Operation (Supporting)	9	The aim of training with competency in Bank Supporting Operations for Echelon 4 level employees is to improve the ability to manage and develop bank supporting operations, such as cash management, operational risk management, etc., understand the bank supporting operational process, and increase the ability to analyze and increase the efficiency and effectiveness of bank supporting operations to support the achievement of business goals and improve organizational performance.
12	Credit Rescue and Settlement	200	The aim of training with competency in Credit Rescue and Settlement for Echelon 4 level employees is to improve the ability to identify, analyze, and manage problematic credit, as well as to increase the ability to develop and implement effective credit rescue and settlement strategies to minimize losses and improve the bank's business performance.
13	Planning	4	The aim of training with competency in Planning for Echelon 4 level employees is to improve the ability to develop and implement effective strategic and operational plans, understand the planning process, and increase the ability to analyze and integrate data to support appropriate decision making and improve organizational performance.
14	Information Technology	29	The aim of training with competency in Information Technology for Echelon 4 level employees is to improve the ability to manage and develop effective and efficient information technology systems, understand trends and developments in information technology, and increase the ability to analyze and integrate information technology to support appropriate decision making, improve organizational performance, and enhance data security.
15	Treasury	32	The aim of training with competency in Treasury for Echelon 4 level employees is to improve the ability to manage and develop cash management strategies, understand financial instruments and money markets, and increase the ability to analyze and manage liquidity risks and other financial risks to support the security and sustainability of the organization, as well as to improve the efficiency and effectiveness of cash management.
16	General	21	The aim of training with competency in General (procurement) for Echelon 4 level employees is to improve the ability to manage and develop effective and efficient procurement processes for goods and services, understand procurement regulations and policies, and increase the ability to analyze and manage procurement risks to support bank operational activities and improve organizational performance.
17	Sharia Business	113	The aim of training with competency in Sharia for Echelon 4 level employees is to improve the ability to understand and apply Sharia principles in bank operations, understand Sharia banking products and services, and increase the ability to analyze and develop business strategies in accordance with Sharia principles to support the development of Sharia banking businesses and improve organizational performance.

Table of Echelon 3 Level Competency Development (Level Pimcapem) in 2024

No.	Competency Areas	Number of Participants	Objectives
1	Accounting	3	The aim of training with competency in Accounting for Echelon 3 level employees is to improve their ability to manage and develop an effective and efficient accounting system, understand financial accounting standards, and improve their ability to analyze and interpret financial reports to support strategic decision making and improve organizational performance, as well as preparing them to take on roles as leaders and decision makers in the accounting field.
2	Internal Audit	12	The aim of training with competency in Auditing for Echelon 3 level employees is to improve the ability to plan, carry out and report audits effectively and efficiently, understand audit standards and applicable regulations, and improve the ability to analyze and interpret audit results to support improvements in organizational performance and strategic decision making. Apart from that, this training also aims to prepare them to take on roles as leaders and decision makers in the audit field.
3	Funding	156	The aim of training with competency in Funding for Echelon 3 level employees is to improve the ability to manage and develop effective and efficient funding strategies, understand various sources of funding and financial instruments, and improve the ability to analyze and manage funding risks to support bank operational activities and improve organizational performance. Apart from that, this training also aims to prepare them to take on roles as leaders and decision makers in the funding sector.
4	Law	15	The aim of training with competency in Law for Echelon 3 level employees is to improve the ability to understand and apply applicable laws and regulations in bank operations, understand banking legal concepts, and improve the ability to analyze and manage legal risks to support bank operational activities and improve organizational performance. Apart from that, this training also aims to prepare them to take on roles as leaders and decision makers in the legal field, as well as improving their abilities in dealing with and resolving legal cases related to bank operations.
5	Human Capital	285	The aim of training with competencies in Human Capital for Echelon 3 level employees is to improve the ability to manage and develop human resources (HR) effectively and efficiently, understand HR management concepts, and improve the ability to analyze and develop HR management strategies to support bank operational activities and improve organizational performance. Apart from that, this training also aims to prepare them to take on roles as leaders and decision makers in HR management, as well as improving their abilities in developing and implementing effective and efficient HR development programs.
6	Compliance	40	The aim of training with competency in Compliance for Echelon 3 level employees is to improve the ability to understand and apply statutory regulations, policies and compliance standards that apply in bank operations, understand compliance concepts, and improve the ability to analyze and manage compliance risks to support bank operational activities and improve organizational performance. Apart from that, this training also aims to prepare them to take on roles as leaders and decision makers in compliance, as well as increasing their ability to develop and implement effective and efficient compliance programs to minimize compliance risks and improve the bank's reputation.
7	Lending	159	The aim of training with competency in Lending for Echelon 3 level employees is to improve the ability to manage and develop an effective and efficient credit portfolio, understand lending principles, and improve the ability to analyze and manage credit risk to support bank operational activities and improve organizational performance. Apart from that, this training also aims to prepare them to take on roles as leaders and decision makers in the lending sector, as well as increasing their ability to develop and implement effective and efficient lending strategies to improve the quality of credit portfolios and increase bank revenues.
8	Risk Management	537	The aim of training with competency in Risk Management for Echelon 3 level employees is to improve the ability to identify, analyze and manage risks related to bank operations, understand the risk management framework, and improve the ability to develop and implement effective and efficient risk management strategies to support bank operational activities and improve organizational performance. Apart from that, this training also aims to prepare them to take on roles as leaders and decision makers in risk management, as well as increasing their ability to develop and implement an effective and efficient risk management system to minimize risks and improve bank operational security.

No.	Competency Areas	Number of Participants	Objectives
9	Marketing	6	The aim of marketing competency training for Echelon 3 level employees is to improve the ability to develop and implement effective and efficient marketing strategies, understand consumer behavior, and improve the ability to analyze and develop products or services that suit market needs to support bank operational activities and improve organizational performance. Apart from that, this training also aims to prepare them to take on roles as leaders and decision makers in the marketing field, as well as increasing their ability to develop and implement effective and efficient marketing programs to increase brand awareness, increase revenue and increase the bank's market share.
10	Operations (Business)	216	The aim of training with competencies in Bank Business Operations for Echelon 3 level employees is to improve the ability to manage and develop effective and efficient bank business operations, understand bank business processes, and improve the ability to analyze and manage operational risks to support bank operational activities and improve organizational performance. Apart from that, this training also aims to prepare them to take on roles as leaders and decision makers in the bank's business operations, as well as increasing their ability to develop and implement effective and efficient operational strategies to increase efficiency, reduce costs and improve the quality of bank services.
11	Operation (Supporting)	80	The aim of training with competencies in Bank Support Operations for Echelon 3 level employees is to improve the ability to manage and develop effective and efficient bank support operations, understand bank support operational processes, and improve the ability to analyze and manage bank support operational risks to support bank operational activities and improve organizational performance. Apart from that, this training also aims to prepare them to take on roles as leaders and decision makers in bank support operations, as well as increasing their ability to develop and implement effective and efficient bank support operational strategies to increase efficiency, reduce costs and improve the quality of bank services.
12	Credit Settlement Rescue	11	The aim of training with competency in Credit Settlement Rescue for Echelon 3 level employees is to improve the ability to identify, analyze and manage problem loans, as well as increase the ability to develop and implement effective credit rescue and settlement strategies to minimize losses and improve bank business performance. Apart from that, this training also aims to prepare them to take on roles as leaders and decision makers in credit rescue and settlement, as well as increasing their ability to develop and implement effective and efficient credit rescue and settlement policies and procedures.
13	Planning	4	The aim of training with competency in Planning for Echelon 3 level employees is to improve the ability to develop and implement effective and efficient strategic planning, understand planning concepts, and improve the ability to analyze and manage data to support the planning process. Apart from that, this training also aims to prepare them to take on roles as leaders and decision makers in planning, as well as increasing their ability to develop and implement strategic plans that are in line with the organization's vision and mission, as well as increasing their ability to manage change and face future challenges.
14	Information Technology	12	The aim of training with competencies in Information Technology for Echelon 3 level employees is to improve the ability to manage and develop effective and efficient information technology systems, understand information technology concepts, and improve the ability to analyze and manage data to support the decision making process. Apart from that, this training also aims to prepare them to take on roles as leaders and decision makers in information technology, as well as increasing their abilities in developing and implementing information technology strategies that are in line with the organization's vision and mission, as well as improving their abilities in managing change and facing challenges in information technology.
15	Treasury	4	The aim of training with competency in the Treasury field for Echelon 3 level employees is to improve the ability to manage and develop effective and efficient treasury activities, understand treasury concepts, and improve the ability to analyze and manage financial risks to support bank operational activities and improve organizational performance. Apart from that, this training also aims to prepare them to take on roles as leaders and decision makers in the treasury sector, as well as improve their abilities in developing and implementing treasury strategies that are in line with the organization's vision and mission, as well as increasing their abilities in managing liquidity, managing market risk, and optimizing bank income.

No.	Competency Areas	Number of Participants	Objectives
16	Sharia Business	4	The aim of training with competency in Sharia for Echelon 3 level employees is to improve the ability to understand and apply sharia principles in sharia bank operations, understand sharia concepts, and improve the ability to analyze and manage sharia bank products and services in accordance with sharia principles. Apart from that, this training also aims to prepare them to take on roles as leaders and decision makers in the sharia sector, as well as increasing their abilities in developing and implementing sharia strategies that are in line with the organization's vision and mission, as well as improving their abilities in managing and developing innovative and competitive sharia banking products and services.

Table of Competency Development for Echelon 2 Level (Level Branch Leader) in 2024

No.	Competency Area	Number of Participants	Objective
1	Accounting	1	The aim of the Accounting competency training for Echelon 2 level employees is to enhance the ability to manage and develop an effective and efficient accounting system, understand accounting concepts, and improve ability to analyze and interpret financial statements to support the decision-making process. In addition, this training also aims to prepare them to take on the role of leaders and decision makers in the field of accounting, and improve their ability to develop and implement accounting policies in line with applicable accounting standards, and improve their ability to manage and develop an effective internal control system.
2	Audit Intern	5	The aim of the Audit Intern competency training for Echelon 2 level employees is to improve the ability to carry out effective internal audits, understand the audit process, and identify and manage risk to enhance the quality of management and internal control of the company.
3	Funding	9	The aim of Funding competency training for Echelon 2 level employees is to improve the ability to manage and develop effective and efficient funding strategies, understand various sources of funding and financial instruments, and improve the ability in analyzing and manage funding risks to support bank operational activities and enhance organizational performance. Moreover, this training also aims to prepare them to take on roles as leaders and decision makers in the funding sector, and improve the ability to develop and implement funding strategic that in line with organization's vision and mission, and enhance the ability to manage and develop the relationship with investors, analyst, and other parties related to bank funding.
4	Legal	3	The aim of Legal competency training for Echelon 2 employees is to improve the ability to understand and implement applicable laws and regulations in bank operations, understand banking legal concepts, and enhance the ability to analyze and manage legal risks to support bank operational activities and improve organizational performance. Apart from that, this training also aims to prepare to take on role as leaders and decision makers in the legal field, and enhance the ability to develop and implement effective and efficient legal policies and procedures to reduce the legal risks and improve compliance on applicable regulations and standards.
5	Human Capital	152	The aim of Human Capital competency training for Echelon 2 level employees is to improve the ability to manage and develop effective and efficient human resources (HR), understand HR management concepts, and improve the ability to analyze and develop HR management strategies to support bank operational activities and enhance organizational performance. In addition, this training also aims to prepare them to take on the role of leaders and decision makers in the field of HR management, and improve the ability to develop and implement effective and efficient HR development programs to improve employee performance, motivation and retention.

No.	Competency Area	Number of Participants	Objective
6	Compliance	10	The aim of the Compliance competency training for Echelon 2 level employees is to improve the ability to understand and implement applicable laws, regulations, policies, and compliance standards in bank operation, understand compliance concepts, and improve the ability to analyze and manage compliance risks to support bank operations and improve organizational performance. In addition, this training also aims to prepare them to take on the role of leaders and decision makers in compliance, and improve the ability to develop and implement effective and efficient compliance policies and procedures to minimize compliance risks and improve compliance towards applicable regulations and standards.
7	Lending	14	The aim of the Lending competency training for Echelon 2 level employees is to improve the ability to manage and develop effective and efficient credit portfolio, understand lending concepts, and improve ability to analyze and manage credit risks to support bank operational activities and enhance organizational performance. In addition, this training also aims to prepare them to take on the role of leaders and decision makers in lending, and improve the ability to develop and implement lending strategic that in line with the vision and mission of the organization, and enhance the ability to manage and develop the relationship with customers and business partners.
8	Risk Management	228	The aim of the Risk Management competency training for Echelon 2 level employees is to improve the ability to identify, analyze, and manage risks associated bank's operations and develop and implement effective and efficient risk management strategies. This training also aims to prepare them to take on the role of leaders and decision makers in risk management, and improve the ability to manage financial, operational, and reputational risks, and optimize the usage of technology and information systems to support risk management.
9	Marketing	6	The aim of the Marketing competency training for Echelon 2 level employees is to improve the ability to develop and implement effective and efficient marketing strategies to improve awareness, intention, and loyalty of customers, and enhance the ability to analyze and manage marketing data to support the bank's operational activities and improve organizational performance.
10	Operation (Business)	96	The aim of the Bank Business Operations competency training for Echelon 2 level employees is to improve the ability to manage and develop effective and efficient bank operational business processes, understand bank business operational concepts, and improve the ability to analyze and manage operational risks to support bank operational activities and improve organizational performance.
11	Operation (Supporting)	1	The aim of the Bank Support Operations competency training for Echelon 2 level employees is to improve the ability to manage and develop bank effective and efficient bank support operational functions, understand bank support operational concepts, and improve the ability to analyze and manage operational risks to support bank operational activities and improve organizational performance, and improve the ability to manage and develop bank operational infrastructure, such as data management, system management, and security management.
12	Credit Settlement Rescue	1	The aim of the Credit Settlement Rescue competency training for Echelon 2 level employees is to identify, analyze, and manage non-performing loans, and develop and implement effective and efficient credit rescue and settlement strategy to minimize losses and improve organizational performance.
13	Planning	4	The aim of the Planning competency training for Echelon 2 level employees is to improve the ability to develop and implement effective and efficient strategic planning, understand planning concepts, and improve the ability to analyse and manage data to support the planning process and strategic decision making.
14	Information Technology	5	The aim of the Information Technology competency training for Echelon 2 level employees is to improve the ability to manage and develop effective and efficient information technology systems, understand information technology concepts, and improve the ability to analyse and manage data to support decision-making processes and improve organisational performance.
15	Treasury	6	The aim of the Treasury competency training for Echelon 2 level employees is to improve the ability to manage and develop effective and efficient treasury activities, understand treasury concepts, and improve the ability to analyse and manage financial risks to support bank operations and improve organisational performance, as well as improve the ability to manage liquidity, manage market risk, and optimise bank income.

No.	Competency Area	Number of Participants	Objective
16	General	3	The aim of the General (Procurement) competency training for Echelon 2 level employees is to improve the ability to manage and develop effective and efficient procurement processes, understand procurement concepts, and improve the ability to analyse and manage procurement risks to support the organisation's operational activities and improve performance.
17	Sharia Business	1	The aim of the Sharia Business competency training for Echelon 2 level employees is to improve the ability to understand and apply sharia principles in bank operations, improve the ability to develop innovative and competitive sharia products and services, and improve the ability to manage and develop effective and efficient sharia business activities.

Table of Competency Development for Echelon 1 Level (Level Vice President) in 2024

No.	Competency Area	Number of Participants	Objective
1	Accounting	2	The aim of the Accounting competency training for Echelon 1 level employees is to improve the ability to manage and develop effective and efficient accounting systems, understand the concepts of financial accounting and management accounting, and improve the ability to analyse and interpret financial statements to support strategic decision making and improve organisational performance.
2	Legal	2	The aim of the Legal competency training for Echelon 1 level employees is to improve the ability to understand and apply laws and regulations related to the organisation's operational activities, improve the ability to identify and manage legal risks, and improve the ability to provide effective and efficient legal advice and guidance to support the organisation's operational activities and improve performance.
3	Human Capital	54	The aim of the Human Capital competency training for Echelon 1 level employees is to improve the ability to manage and develop human resources effectively and efficiently, understand the concepts of talent management, career development, and performance management, and improve the ability to develop human resource management strategies in line with the vision and mission of the organisation to improve the performance and competitiveness of the organisation.
4	Compliance	4	The aim of the Compliance competency training for Echelon 1 level employees is to improve the ability to understand and apply laws, regulations, policies, and standards related to the organisation's operational activities, improve the ability to identify and manage compliance risks, and improve the ability to provide effective and efficient compliance advice and guidance to support the organisation's operational activities and improve performance.
5	Lending	2	The aim of the Lending competency training for Echelon 1 level employees is to improve the ability to develop and implement effective and efficient lending strategies, understand lending concepts, and improve the ability to analyse and manage credit risk to support the bank's operational activities and improve organisational performance, as well as improve the ability to make strategic and goal-oriented lending decisions.
6	Risk Management	53	The aim of the Bank Risk Management competency training for Echelon 1 level employees is to improve the ability to develop and implement effective and efficient risk management strategies, understand risk management concepts, and improve the ability to analyse and manage financial, operational and reputational risks to support the bank's operational activities and improve organisational performance, as well as improve the ability to make strategic decisions oriented towards risk management.
7	Marketing	2	The aim of the Marketing competency training for Echelon 1 level employees is to improve the ability to develop and implement effective and efficient marketing strategies, understand marketing concepts, and improve the ability to analyse and manage marketing data to support the organisation's operational activities and improve performance, as well as improve the ability to make marketing-oriented strategic decisions and increase market share.

No.	Competency Area	Number of Participants	Objective
8	Operation (Business)	34	The aim of the Business Operations competency training for Echelon 1 level employees is to improve the ability to develop and implement effective and efficient business operational strategies, understand business operational concepts, and improve the ability to analyse and manage business processes to support the organisation's operational activities and improve performance, and improve the ability to make strategic decisions oriented towards improving the efficiency and effectiveness of business operations.
9	Planning	20	The aim of the Planning competency training for Echelon 1 level employees is to improve the ability to develop and implement effective and efficient strategic plans, understand strategic planning concepts, and improve the ability to analyse and manage data to support strategic decision making and improve organisational performance. Other objectives are to improve the ability to integrate strategic plans with operational plans and improve the ability to monitor and evaluate the implementation of strategic plans.
10	Information Technology	3	The aim of the Information Technology competency training for Echelon 1 level employees is to improve the ability to develop and implement effective and efficient information technology strategies, understand information technology concepts, and improve the ability to analyse and manage information systems to support the organisation's operational activities and improve performance, including developing integrated information systems, managing data security, and developing innovative information technology.
11	Treasury	2	The aim of the Treasury competency training for Echelon 1 level employees is to improve the ability to manage and develop effective and efficient cash management strategies, financial risk management, and investment management, as well as improve the ability to analyse and manage financial data to support the organisation's operational activities and improve performance.
12	General	1	The aim of the General (Procurement) competency training for Echelon 1 level employees is to improve the ability to manage and develop effective and efficient procurement processes, understand procurement concepts, and improve the ability to analyse and manage procurement risks to support the organisation's operational activities and improve performance.

Table of Competency Development for SEVP Level 2024

No.	Competency Area	Number of participants	Objective
1	Human Capital	9	The objective of training with Human Capital competency for Senior Executive Vice President level employees is to improve the ability to develop and implement effective and efficient human resource management strategies, understand advanced concepts of talent management, career development, and performance management, and improve the ability to make strategic decisions oriented towards developing and managing human resources to achieve organizational goals.
2	Risk Management	9	The objective of training with competency in the field of Risk Management for Senior Executive Vice President level employees is to improve the ability to develop and implement effective and efficient risk management strategies, understand advanced risk management concepts, and improve the ability to identify, analyze, and manage complex risks to achieve organizational goals and increase organizational resilience to risk.
3	Operational (Business)	1	The objective of training with competency in Bank Business Operations for Senior Executive Vice President level employees is to improve the ability to develop and implement effective and efficient bank business operations strategies, understand advanced bank business operations concepts, and improve the ability to manage and develop complex bank business processes to achieve organizational goals and improve bank performance.
4	Planning	3	The objective of training with competency in Bank Planning for Senior Executive Vice President level employees is to improve the ability to develop and implement effective and efficient bank strategic plans, understand advanced bank strategic planning concepts, and improve the ability to analyze and manage data to support strategic decision making and improve bank performance, as well as prepare the bank to face changes and challenges in the future.

No.	Competency Area	Number of participants	Objective
5	Sharia Business	1	The purpose of training with Sharia Banking competencies for Senior Executive Vice President level employees is to improve understanding and ability in developing and implementing sharia banking principles and products in accordance with applicable provisions and regulations, as well as improving the ability to manage and develop effective and efficient sharia banking businesses to achieve organizational goals and improve sharia bank performance.

Table of Competency Development for Directors/Commissioners Level in 2024

No.	Competency Area	Number of participants	Objective
1	Human Capital	9	The objective of training with Human Capital competency for Director/Commissioner level employees is to improve the ability to develop and implement effective and efficient human resource management strategies, understand advanced concepts of talent management, career development, and performance management, and improve the ability to make strategic decisions oriented towards the development and management of human resources to achieve organizational goals and improve company performance.
2	Risk Management	11	The objective of training with competency in Banking Risk Management for Director/Commissioner level employees is to improve the ability to identify, analyze, and manage complex risks in banking, understand advanced banking risk management concepts, and improve the ability to make strategic decisions oriented towards risk management to achieve organizational goals, improve company performance, and ensure compliance with regulations and industry standards.
3	Planning	7	The objective of training with competency in Banking Planning for Director/Commissioner level employees is to improve the ability to develop and implement effective and efficient banking strategic plans, understand advanced banking strategic planning concepts, and improve the ability to analyze and manage data to support strategic decision making and improve company performance, as well as prepare banks to face changes and challenges in the future.
4	Treasury	1	The objective of training with competency in Banking Treasury for Director/Commissioner level employees is to improve the ability to develop and implement effective and efficient financial management strategies, understand the concepts of cash management, financial risk management, and sophisticated investment management, and improve the ability to make strategic decisions oriented towards financial management to achieve organizational goals, improve company performance, and ensure compliance with regulations and industry standards.
5	Sharia Business	1	The objective of training with competency in Sharia Banking for Director/Commissioner level employees is to improve understanding and ability in developing and implementing sharia banking principles and products in accordance with sharia provisions and regulations, as well as improving the ability to make strategic decisions oriented towards sharia principles to achieve organizational goals, improve company performance, and ensure compliance with sharia standards and regulations.

Evaluation of Competency Development Implementation

In 2024, Bank Jatim provided education to 5,305 employees out of a total of 5,327 or implemented training to develop competencies for 99.00% of employees. This was achieved with the help of e-Learning technology and content that is easily accessible flexibly both from place and time. In terms of composition, 27.01% of the educational programs that have been held were supporting business competencies and 72.99% were additional competencies of supporting business. Competency development activities recorded 2,099 employees who participated in certification programs and 5,106 people participated in non-certification competency improvement programs. Based on the type of competency development activity, 471 people participated in public training and 5,182 people participated in in-house training.

Competency Development Costs

The achievement of education and training costs was realized at 11.00%, below the target. However, when viewed from the realization of the 2023 education and training budget, there was a significant increase, namely an increase of 39.95% from IDR 38.865 billion in 2023 to IDR 54.401 billion in 2024. This increase is also reflected in the absorption of the budget which reached 89.00% in 2024. This is partly driven by the increasing implementation of education and training activities held online and offline in supporting the Bank's business activities.

Career Development

Bank Jatim realizes that Human Resources (HR) is one of the bank's 'assets' that plays a role in the progress and development of Bank Jatim itself. In the increasingly tight business competition between banks, professional HR is needed. To obtain professional HR, a systematic, consistent and quality education, training and development program for employee competencies is needed. Bank Jatim develops an education, training, development and maturation program for prospective leaders who have an impact on positions (civil effect) where participants must have high motivation, dedication and integrity, be creative and innovative and have in-depth knowledge and understanding of their field of duty to achieve a position as senior management.

The career development program at Bank Jatim is divided into 4 programs that follow the existing echelon levels, these programs are:

a. Jatimers Leadership Development Program 1 (JLDP 1) – is a tiered career path development program to fill echelon 1 positions for potential echelon 2 employee.
b. Jatimers Leadership Development Program 2 (JLDP 2) – is a multi-level career development program to fill echelon 2 positions for potential echelon 3 employee.
c. Jatimers Leadership Development Program 3 (JLDP 3) – is a multi-level career development program to fill echelon 3 positions for potential echelon 4 employee.
d. Jatimers Leadership Development Program 4 (JLDP 4) – is a multi-level career development program to fill echelon 4 positions for potential implementing employee.

The requirements that must be met to participate in the Career Management Program are:

1. General administrative requirements.
2. Get a positive recommendation from the Business Unit Leader and take the assessment and get a positive recommendation from the assessor.
3. For the promotion of officials to echelon 1 and 2, it is mandatory to obtain a positive recommendation from the Personnel Management Committee.

Career programs are opened according to projected needs for a vacant position with the determination of formations that have been issued by the responsible unit regarding the Organizational Structure and Network.

Performance Assessment

As an effort to ensure employee performance achievement that can support the achievement of company targets, Bank Jatim has implemented a performance management system in the form of the Balance Scorecard method. This application is created to facilitate the process of monitoring and reporting employee Key Performance Indicator (KPI) achievements. The goal is to evaluate employee performance at Bank Jatim. The KPI Scorecard application is used as supporting data for performance assessments which are one of the important factors in determining the calculation of production services. In addition to calculating production services, KPI is also used for employee career ladder programs.

There are 4 (four) perspectives in the KPI Scorecard, namely:

1. Financial
2. Internal Bussines Proces
3. Customer
4. Learning and Growth

The performance system assessment is based on 2 (two) components, namely the main performance targets (KPI) and Soft Competencies with a percentage value weight for each component of 100%. From the percentage value weight, the final results of the performance assessment are obtained with the following assessment categories:

SCORING CATEGORY	SCORE
Outstanding	4,26 – 5,00
Exceed Expectation	3,51 – 4,25
Meet expectation	3,00 – 3,50
Below Expectation	1,50 – 2,99
Poor	0,00 - 1,49

Remuneration

The Competency-Based Remuneration System used by Bank Jatim is the Grading System, where remuneration will be divided according to the grade of each position. The grading of each position is carried out according to the demands of the workload and responsibilities of each position. Determination of the grading level of each position is carried out by job evaluation based on the job profile consisting of job requirements and job descriptions. The grading of each position is also followed by the determination of its remuneration.

The Human Capital Division collaborates with external parties in determining the grade of each position, namely GML Performance Consulting, to be more independent in conducting assessments. Competency-based remuneration must consider a balance between the rewards given and the output, namely the performance produced by employees. Competency-based remuneration must consider 3 (three) factors, namely individuals, positions and performance. The grading system adopted by Bank Jatim has adopted 2 (two) factors, namely individual competencies known as personal grades and positions known as job grades. The grading and remuneration system is expected to be able to improve employee performance so that the Bank's performance can ultimately be achieved. The grading system currently in effect at Bank Jatim consists of:

a. Echelon Level
b. Personal Grade
c. Job Grade

The following is the grading system structure at Bank Jatim:

Corporate Title	Echelon	Personal Grade	Position	Job Grade
Senior Executive Vice President (SEVP)		18	SEVP	G2
				G1
Vice President (VP)	Echelon 1	17	• Vice President • Main Branch Leader	F3
		16		F2
		15		F1
		14		
Assistance Vice President (AVP)	Echelon 2	14	• Class 1, 2, 3 Covennat Branch Leader • Main Branch Leader • Sharia Leader • Unit Leader • Assistance Vice President	E3
		13		E2
		12		E1
Manager (MGR)	Echelon 3	11	• Operations Leader • Business Leader • Credit Leader • Sub Branch Manager • Senior Auditor • Senior Officer	D3
		10		D2
		9		D1
Assistant Manager (AMGR)	Echelon 4	8	• Supervisor • Functional Office Leader • Auditor • Officer	C3
		7		C2
		6		C1

Corporate Title	Echelon	Personal Grade	Position	Job Grade
Assistant (ASST)	Executor	5	• Staff • Junior Officer • Junior Auditor • Funding Officer • Account Officer • Non Career Employee	B3
		4		B2
		3		B1
		2		
Basic Employees	Basic Employees	1	• Security Guard • Driver • Office Boy	A2
				A1

As the basis for the preparation of governance guidelines for providing good remuneration for Management, the Bank put forward the principles of Good Corporate Governance and referred to the prevailing laws and regulations, including:

1. Law Number 40 of 2007 dated August 16, 2007 concerning Limited Liability Companies;
2. Financial Services Authority Regulation Number 17/ POJK.04/2022 dated September 14, 2023 concerning Implementation of Governance in Providing Remuneration for Commercial Banks;
3. Financial Services Authority Regulation Number 45/ POJK.03/2015 dated December 23, 2015 concerning Implementation of Governance in Providing Remuneration for Commercial Banks;
4. Financial Services Authority Circular Letter Number 40/ SEOJK.03/2016 dated September 26, 2016 concerning Implementation of Governance in Providing Remuneration for Commercial Banks.

Basically, remuneration was divided into 2 (two) fixed remunerations and variable remunerations. As an implementation of the Financial Services Authority Regulation, Bank Jatim determined the parties to be Material Risk Takers, consisting of:

- President Director
- o Field Director under the President Director
- o Board of Commissioners

The percentage of remuneration that is variable for Bank Management that is not a Material Risk Taker is as follows:

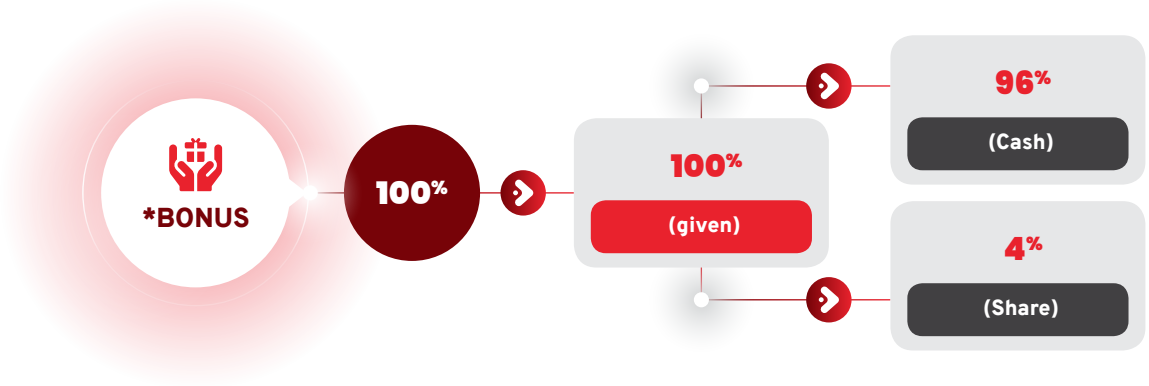

Pension Program

Bank Jatim enrolls all employees into pension programs, both those that are mandatory by law and those that are managed by the Employee Pension Fund. In. Pension programs provided by Bank Jatim include:

1. Pension Security from the Social Security Organizing Body (BP)
   Because it is mandatory, all employees must be registered in all BP Jamsostek programs starting from Old Age Security (JHT), Death Security (JKM), Work Accident Benefits (JKK) and Pension Security (JP). The amount of the Pension Security (JP) program contribution is calculated at 3%, consisting of 2% of company expenses and 1% of employee expenses from basic salary/personal grade.
2. Defined Benefit Pension Program (PPMP)
   This pension program is managed by the East Java Regional Development Bank Employee Pension Fund. Program participants are all employees who have been appointed as permanent employees before August 25, 2012. The employer's contribution is 21.70%, while the employee contribution is 5% of Basic Pension Income (PhDP).
3. Defined Contribution Pension Program (PPIP)
   This pension program is managed by the BRI Financial Institution Pension Fund (DPLK). All permanent employees are included in this pension program, where all Contribution will be borne by the employer amounting to 10% of the employee's basic salary/personal grade.

Employee Engagement Survey

In terms of refining the implementation of strategies and policies as a means of employees in addressing their aspiration, the company conducted a survey of employee engagement measurement. The survey of employee engagement was beneficial for either employees or the company. The given benefits are as follows:

Benefits of Employee Engagement for employees

1. As a forum for employee aspirations for the company. Employees can provide criticism to the company by filling Employee Engagement. Then, this information will become input for the company in making policies.
2. Creating new enthusiasm for employees to go to the office. Employees will always think positively in doing their job and provide ideas for the development of the team and the company.
3. Creating strong relationships with each employee. This relationship will also make employees focus on the desired achievement, build solid teamwork, and do not forget to express gratitude and appreciation for the achievements between divisions.
4. Eliminating saturated and thoughts from every problem faced by employees in their lives. This approach can make employees enthusiastic again as performing work at the company.

Benefits of Employee Engagement for the Company

1. Companies better understand the need for employee competency improvement so that the level of engagement between employees and the company increases.
2. The company will have employees with positive attitudes and behaviors. With a positive attitude, of course, it will lead to better company growth than the previous year.
3. The company will have employees with positive attitudes and behaviors. With a positive attitude, of course, it will lead to better company growth than the previous year.
4. Employee Engagement created more commitment from employees to the company. The number of absences due to sick employees was reduced, reducing the number of accidents in the work process, and increasing productivity throughout the year.

The number of respondents who participated was 4,495 employees, and the percentage of engaged employees was 76.75%.

Human Capital Information System

Along with the times, the development of information technology can make it easier for humans to do activities, view news and search for various information circulating in cyberspace. Technological developments make it easier for all human activities in the future. The Human Capital Division has launched a Digital product, namely the Human Capital Portal. The Human Capital Portal is a website-based digital information media that is useful for ensuring communication and providing services to employees, including accommodating information, news, training agendas, activity information, polls, and gateways to other applications.

In order to ease the Human Capital Division to obtain fast, precise, effective and controlled information that is adjusted to developments and to simplify employees to achieve information, application for compensation and benefits, and accommodate employee aspirations through the suggestion box, the Human Capital Division launches a Human Capital program online-based application (web and mobile apps), referred to as E-Human Capital/e-HC. This application is a form of digitalization in supporting the Green Banking program and reducing paper use

Human Capital Information System Enabling Human Capital management in the Knowledge Era

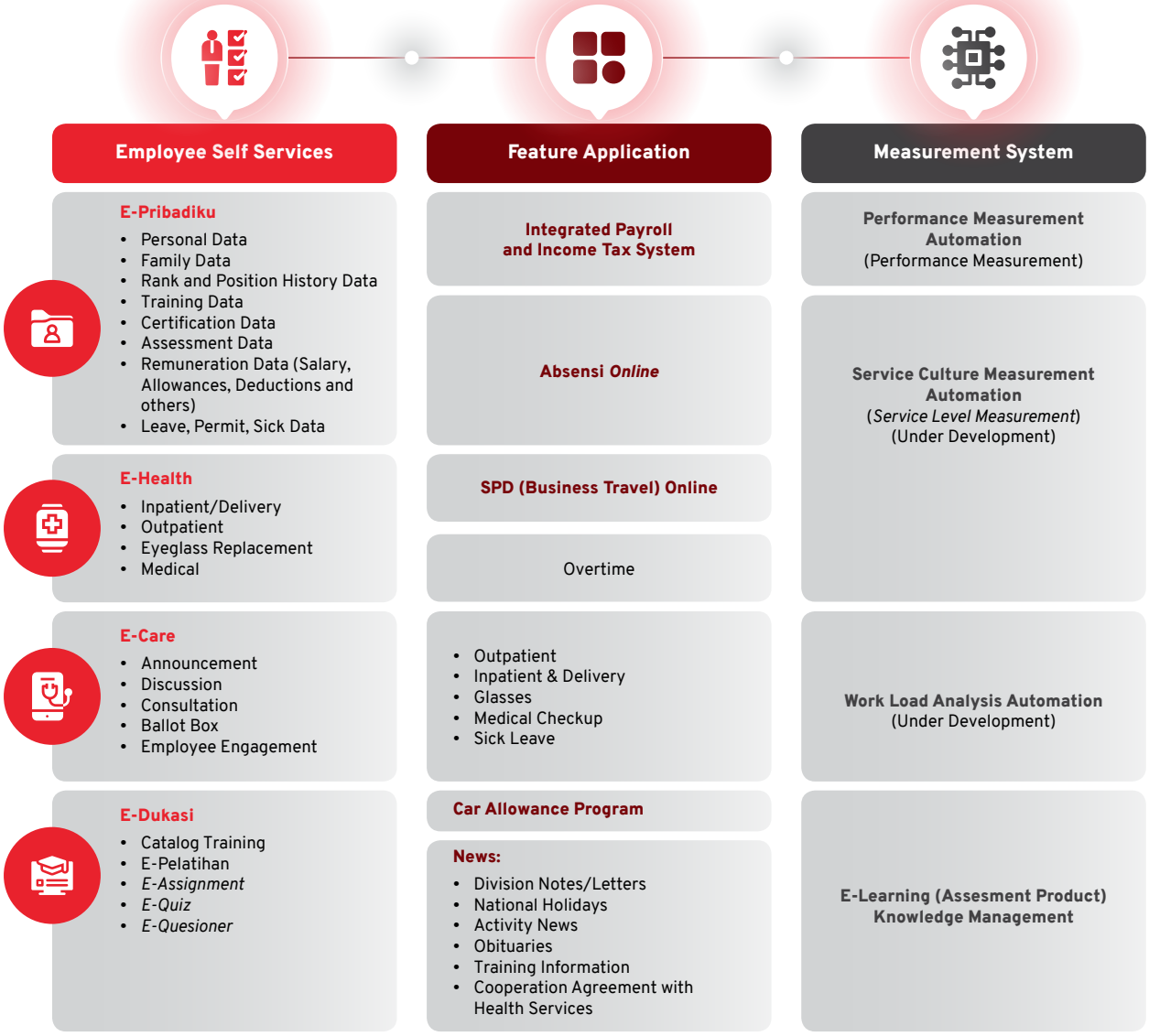

Culture Internalization



The culture of an organization/company (Corporate Culture) is the values that grow and develop in an organization, become the basis for thinking, behaving and acting from all components of the organization, and are passed down from one generation to the next. Corporate culture can be used as an effective impetus in achieving the company's vision. In the implementation of corporate culture, cooperation is needed involving all people in the company and through various media with the right concept in strengthening the existing work culture so that every person in the company can act and carry out operational activities in accordance with the Corporate Culture they have. Bank Jatim through Value of Expression continues to strive to develop and strengthen all employees both in the business and support lines, so that each individual's behavior is able to reflect the values of the company's culture. In today's digital era, the delivery of corporate culture messages needs to be conveyed to all employees, namely through existing media platforms so that the implementation of this corporate culture can be a booster for all employees.

In carrying out this cultural internalization program, it is in line with the transformation carried out by Bank Jatim at this time to jointly achieve the vision and mission of becoming a strong and highly competitive BPD No.1, as well as an effort to achieve the financial performance targets that have been set. This transformation is through the improvement of the 5 (five) main pillars of the transformation program supported by superior resources, infrastructure that is in accordance with current developments, and appropriate system and operation policies so that the company's business runs faster. In carrying out the process of cultural internalization and transformation, it cannot be done by one party alone, but must be done together and massively. Currently, Bank Jatim has a Culture Team consisting of Culture Leaders (Division Leaders, Branch Managers, Assistant Branch Managers), Culture Boosters (Echelon 4 Officials) and Culture Agents (Staff, prospective employee, TKIK) which are located in all work units, both at the Head Office (Division) and at the Branches. The Culture Team has a role and authority contained in the Organizational Structure of the Culture Team which in its implementation has been regulated in the Standard Operating Procedure (SOP) for Corporate Culture. The existence of the Culture Team as an influencer that aims to help the company in conveying messages, directions from management to all employees, becoming an accelerator in implementing corporate culture and transformation. The Culture Team also has a role in conveying the latest information/provisions/rules in Bank Jatim so that all employees get up-to-date insights.

Bank Jatim in strengthening culture and transformation has a Corporate Culture Event program that aims to support implementation, internalization and transformation in the scope of employees so that a sense of belonging to the company is created. The strengthening that can support each program carried out by Corporate Culture includes:

a. Culture Campaign is an organized program performed by all Culture Teams (Culture Leader, Culture Booster, Culture Agent) to address EXPRESI values, such as Excellence, Professional, Integrity, Synergy, Innovation to employees. This program is an internalization measure of Bank Jatim's culture and transformation program. In implementing this campaign, different materials are available monthly.
b. In-House Training for all culture teams in Branch Offices and Head Offices aims to improve the abilities/soft skills of employees at Bank Jatim and increase engagement with the company. This is in line with the Human Capital transformation to improve the quality of employees. The material in the in-house training focuses on improving the ability of becoming the best leader in the future and cannot be separated from EXPRESI values as company culture. The implementation of this program will be conducted on a quarterly basis.
c. Providing communication space between employees and Top Management through the Greeting and Sharing with Board of Directors (BOD) program. This space is a medium for delivering the company's work program (culture and transformation) to employees and an opportunity for employees to address ideas/suggestions for company development so it reduces barriers or gaps between employees and management. This Greeting and Sharing program will present speaker or motivator to provide a booster to the culture teams so that they are expected to continuously have the same spirit as influencer in delivering the transformation and internalization of company culture. The implementation of this program will be carried out on a quarterly basis.
d. The annual activity for Bank Jatim's Culture Teams is the EXPRESI Festival (EXPRESTIVAL). This activity is an appreciation of the Culture Teams for their dedication as an influencer, who continuously deliver the transformation and internalization of company culture in the work unit. The implementation of this program will be performed in Quarter IV.
e. Coaching and Mentoring Program for the Culture Team as well as monitoring and evaluation of the implementation of the Corporate Culture work program in all work units (Head Office and Branches) aim to ensure that culture implementation and transformation can be achieved in accordance with management directions. Meanwhile, in implementing this program, socialization is also performed regarding the provisions/rules and company culture work programs to the culture team. The implementation of this program will be executed out every quarter.

Disclosure of Information to Employees

As Bank Jatim's commitment to corporate governance standards, Bank Jatim always ensures open access to information for employees. Bank Jatim socializes personnel/Human Capital policies through zoom media, socialization to Branch Offices, and also when conducting employee training. Bank Jatim through an internal portal provides access for employees to understand the contents of policies related to personnel. In addition, Bank Jatim provides a Voice Box feature on the E-Human Capital application as a forum for conveying opinions, aspirations, or questions from employees.

Human Capital Management Structure

A reliable, loyal and competent Human Resources is the main capital of Bank Jatim to achieve the vision, mission and business success. Bank Jatim always prioritizes development HR both individuals and teams and the development of Corporate Culture as a business strategy in order to maintain the best performance in the banking services business.

Human Capital at Bank Jatim is under the President Director and lead by Human Capital Division Head. This division consists of the Human Capital Services Sub Division and the Human Capital Development Sub Division which have roles in service operations, policy formulation and Human Capital development so that it is expected to developt employees who are competent and have high corporate cultural values.

Human Capital Work Plan 2025

The Human Capital Division Business Plan for 2025 is as follows:

1. Fulfillment of employees according to needs based on organizational structure and in line with the Bank's business plan, through employees Recruitment, both regular, ODP and Pro Hire and internship programs.
2. Career Development Program based on performance, competence, experience and other criteria, to ensure that all employees get the same opportunity (fair opportunity) to develop their careers.
3. Conducting periodic competency assessments every 2 (two) years for all officials from echelon 1 to echelon 4, to measure the suitability of the competencies possessed by each official with the competency requirements determined by the company.
4. Improving employee competency by considering the results of the assessment through training if there is still a lack of competency levels possessed by echelon 1 to echelon 4 officials.
5. Improving the Education and training system for all administrators and employees in order to achieve the Bank's performance.
6. Development and optimization of learning facilities and infrastructure in order to support improving quality and competence, as well as equal access to education and training for all employees.
7. Competency improvement, optimization and evaluation of the role of internal lecturers in encouraging the achievement of the Bank's vision and mission through education and training activities.
8. Perfecting the competitive and performance-based Employee remuneration system given according to the Bank's capabilities is planned to be implemented in Quarter IV.
9. Centralization of monthly fixed compensation payments.
10. Perfection of the e-recruitment application for the implementation of JIP recruitment to be more effective and efficient is planned to be realized in Quarter I.
11. Perfection of the policy for the use of Outsourcing employees through a contracting system that will be implemented in Quarter I.
12. Digitalization of user estim administration both for submission, deactivation and handover of users for employees who are transferred or retired.
13. Self Service Employee Leave Allowance, aims to provide leave money to employees who will undergo block leave of at least 3 working days, employees can apply for leave money if they have entered block leave in the e-hc application.
14. Jatimers Communities Dashboard which aims to find out the budget position, budget realization and remaining, the existence of Jatimers Communities (number of members, chairpersons, work programs in one year), nominative tax reports in kind, a homepage that displays the activities of each Jatimers which currently all of the above are still carried out manually.
15. Employee Discipline Monitoring Dashboard which aims to monitor the level of employee discipline in real time.
16. Implementation of a fairer and more objective Employee Performance Management System for all work units.
17. Implementation of strict Rewards & Punishments for all employees in accordance with applicable provisions and laws in order to provide a deterrent effect for perpetrators and all employees.
18. Distributing employee engagement surveys to measure employee engagement to the company by considering various satisfaction factors that employees get from the company and the dedication that employees give to the company. The survey was conducted using the e-Human Capital mobile app which was distributed to all employees.
19. Improve employee understanding of the use of voice boxes on the e-Human Capital mobile app so that employees can be actively connected in expressing their opinions, media sharing, and discussions between employees and the Human Capital Division.


bankjatim
SUPER TEAM


bankja
bankjatim

Information Technology

06



Information Technology Strategy Plan

Master plan and Information Technology Strategic Planning is conducted with the following consideration:

1. **Strategic business planning and ecosystem develkpment**
   Currently, Bank Jatim owns an extensive ecosystem, and it is divided into three tiers. By identifying its ecosystem into three tiers, the Bank can be more focus in arranging the development strategy based on each tier' needs.

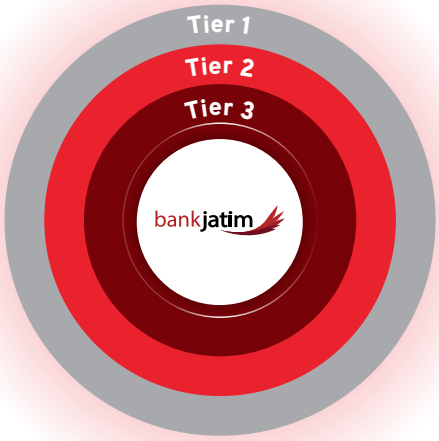

NON-EXHAUSTIVE

Tier 1
Province Government, City / District Government and Regional-Owned Enterprises (BUMD)

Tier 2
All users on the East Java Province Government infrastructure, including City / District government and Regional-Owned Enterprises, and the users of facilities and infrastructure in East Java

- State Civil Aparatus
- Enterpreneur/ SMEs
- Students
- Employees

Tier 3
Others

- DUDI (World Business Industry)
- Public

Area for Bank Jatim to provide the main focus by considering that the Bank has a competitive edge in this area.

Smart Governance One example of Bank Jatim's Information Technology development supporting the government is the Smart City Program of the East Java Provincial Government in 9 cities and 29 regencies to achieve the East Java Smart Province, particularly in the field of Smart Governance:

- Smart Governance;
- Smart Society;
- Smart Economy;
- Smart Living;
- Smart Enviromental.

Strategic Business Direction and Ecosystem Development at Each Tier 1 Bank Jatim focuses on synergy with the Central Government and Regional Governments through a Special Work Program:

- Establishing synergy between Bank Jatim, the Provincial Government, City/Regency Governments, and relevant agencies to support economic growth and innovation in East Java.
- Providing opportunities to enhance services within Bank Jatim's ecosystem network. This can be achieved through service integration and the provision of customized products/services tailored to the specific needs of each stakeholder.

Potential Collaboration Development:

- Digitalization of Regional Government Transactions;
- Supply Chain Financing.

Strategic Business Direction and Ecosystem Development at Each Tier 2, Bank Jatim focuses on users operating on the infrastructure of the Central and Regional Governments through a Special Work Program:

- Financing digital infrastructure, including broadband networks, hardware, software, and cybersecurity;
- Collaborating with regional governments to develop digital payment solutions for public services;
- Providing technology financing for the modernization of healthcare, education, and administration;
- Supporting environmental projects through specialized loans for energy and waste management;
- Financial support for smart city projects and fostering public-private collaboration.

Potential Impact of Development on Specific Segments.
Individual Segment:

1. Entrepreneurs and Small Medium Enterprises;
2. State Civil Aparatus;
3. Workers;
4. Students;
5. Others.

Institutional/Group Segment:

1. Enterpreneurs and Small Medium Enterprises
2. Merchant;
3. Property Developers;
4. Public Transportation;
5. Amusement Parks;
6. Savings and Loan Cooperatives;
7. Schools / Boarding Schools;
8. Private Enterprises;
9. Insurance;
10. Logistics Service Providers.

Strategic Business Direction and Ecosystem Development at Each Tier 3 Bank Jatim focuses on identifying the right market needs amid increasing competition with other banks and financial institutions. To expand its market reach, Bank Jatim must develop its systems and services while considering the following key aspects:

- System Security Architecture
  Designing and implementing a robust security architecture to protect customer data and banking systems, Utilizing end-to-end encryption, firewalls, and real-time security monitoring to ensure data integrity, Conducting security training for employees to enhance awareness and response to cybersecurity threats.
- Product and Service Development & Innovation
  Investing in advanced digital products and services that are user-friendly, accessible, and secure and Diversifying products to meet evolving customer needs and market demands.
- Partnerships and Alliances
  Exploring strategic partnerships and alliances with other banks, technology providers, payment gateways, and financial entities and Expanding market reach and accessing additional resources through collaborative efforts.

2. **Internal and External Conditions of the IT & Digital Directorate**

These conditions can be evaluated using a SWOT Analysis, which includes an assessment of the current IT architecture, Bank Jatim's business needs, and external factors.



3. **Information Technology Vision and Mission**

IT Vision

Supporting the bank with simple, secure, and convenient digital services to enhance financial inclusion and drive economic growth.

IT Mission

1. Digital transformation as the foundation for growth.
2. Digital innovation to enhance access to financial services.
3. Leading an inclusive and sustainable digital ecosystem.
4. Providing a secure and seamless transaction experience for customers

Based on the strategic business direction and ecosystem development, the internal and external conditions of the IT & Digital Directorate, and the IT vision and mission, Bank Jatim's Technology Division adopts a strategic theme to enhance business, market, and technological growth, which includes:

1. Integrated Development;
2. Customer-Centric;
3. Capability Optimization;
4. Collaborative Governance;
5. Data-Driven Decision Making;
6. Security and Resilience;

Aligned with the Bank Jatim Corporate Plan 2024 – 2028 and the Annual Business Plan, the Bank Jatim Information Technology Strategic Plan 2024 – 2028 follows this roadmap:

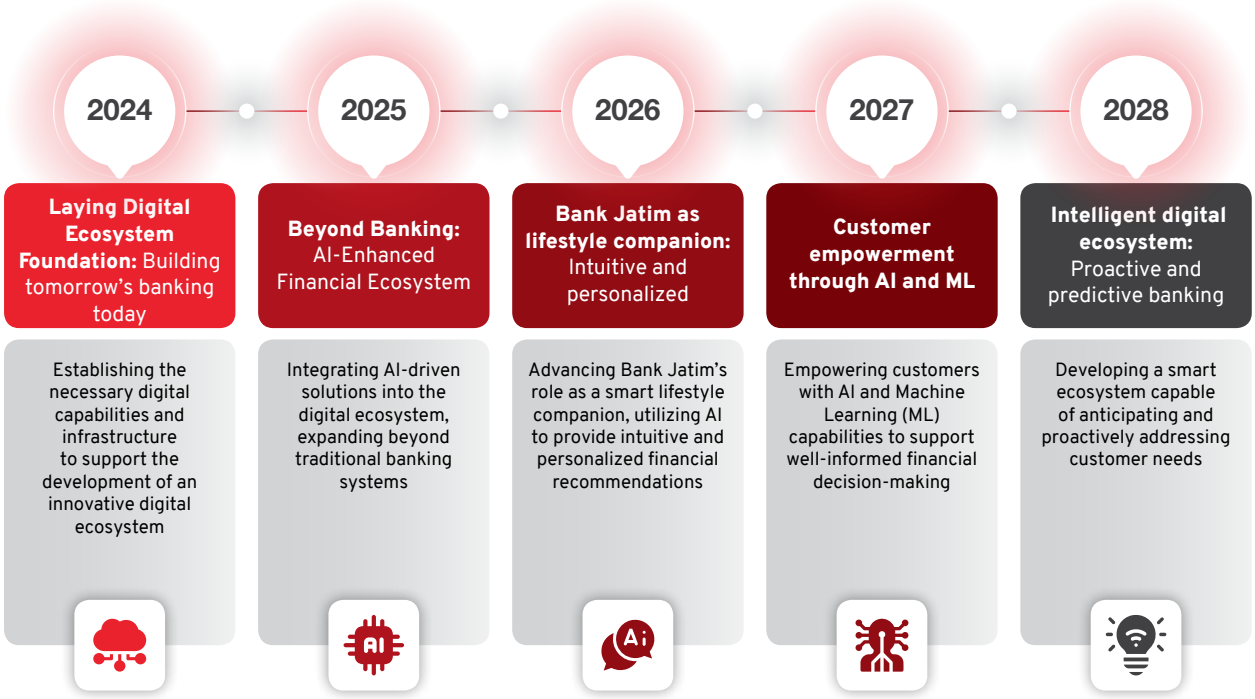

To support the 2024–2028 Information Technology Strategic Plan under the theme "Innovative Banking, Simplifying Customer Lives", Bank Jatim has prepared supporting strategies to implement business development through the Perfect-I 2025 strategy:

- Innovative Services - Digitalizing Customer Experience
  Enhancing customer interactions with Bank Jatim by providing seamless, fast, and secure digital services for an improved user experience.
- Innovative Processes Process Automation and Digital Innovation
  Automating manual business processes, digitizing workflows, and developing application systems to improve efficiency in data processing, verification, and internal controls.
- Innovative Technology - Infrastructure & Security Management
  Procuring and modernizing IT infrastructure as needed while adopting cutting-edge technology to enhance security, flexibility, scalability, and operational efficiency.
- Innovative Decision Making - Data-Driven Decision Making
  Utilizing Business Intelligence & Data Analytics to support informed decision-making, personalized services, business strategy development, operational efficiency improvement, risk management, and oversight.
- Innovative Governance - Strengthening Governance and Control
  Enhancing governance capabilities through cross-functional collaboration, automation of control processes, compliance, and audit to ensure alignment with strategic business goals and risk management.

- Innovative People - Operational Model and Human Capital Development
  Implementing the right operating model to ensure smooth interaction between IT functions and aligning strategies with business needs, while enhancing human resource competencies to stay competitive both regionally and globally.
- Innovative Ecosystem - Collaboration with the Digital Ecosystem
  Establishing strategic partnerships with fintech companies, marketplaces, and technology service providers to drive digital economy growth and financial inclusion

RSTI 2024 - 2028 carry "Innovative Banking, Simplifying Customer Lives"

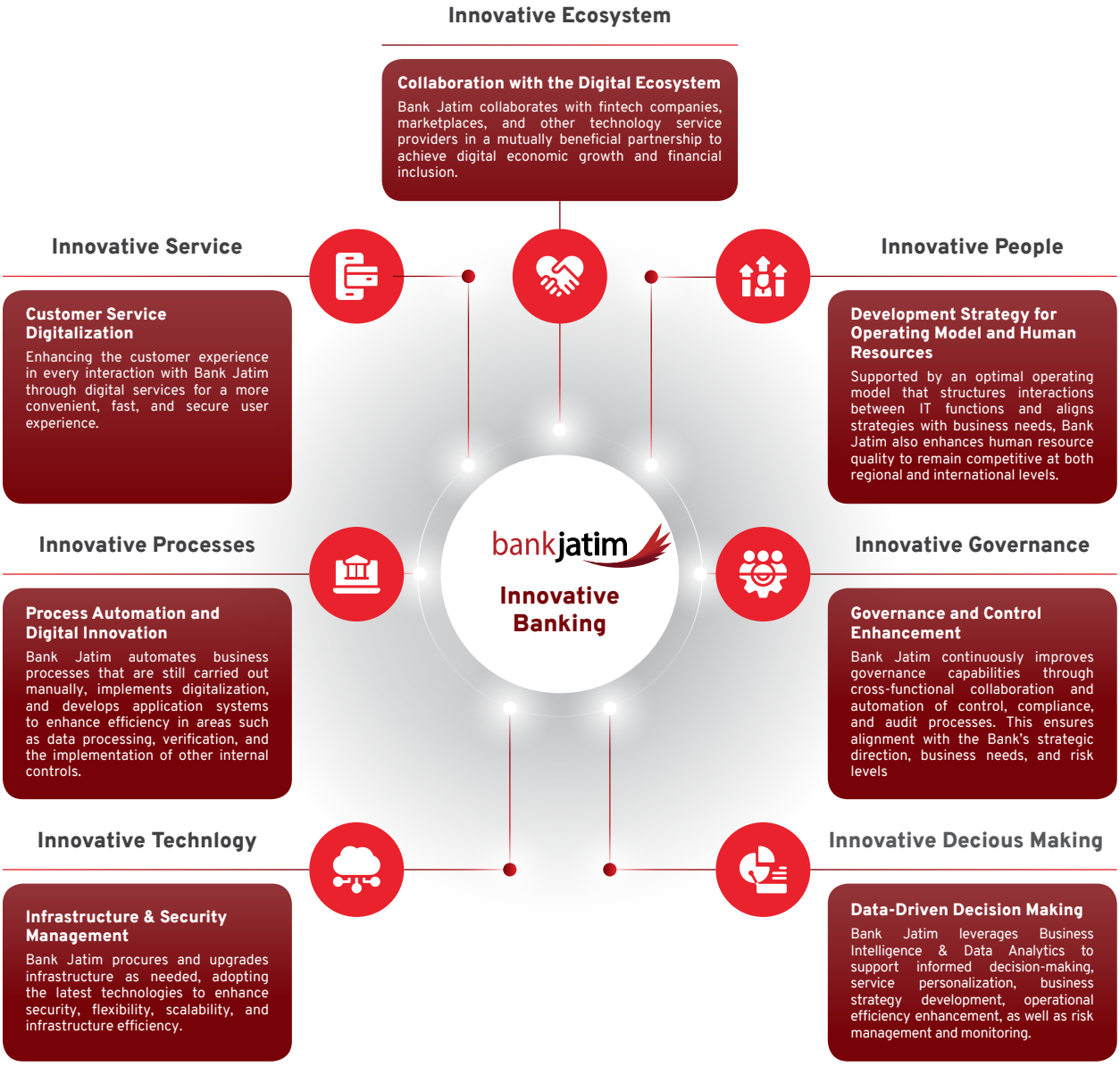

Information Technology Innovation

Portrait of banking conditions in Indonesia – the importance of customer experience to keep the Bank relevant to consumers, and in an effort to respond to shifting consumer expectations, Banks must focus on creating a continuous and interconnected consumer experience, building ecosystems and partnership strategies, and making consumers feel treated, such as:

- Neobanks are starting to grow
  Traditional banks still lead in maintaining primary financial relationships (PFR) with respondents. However, with the entry of new digital services, neobanks are starting to gain attention: 42% of respondents said they have at least one service or product with a neobank.
- The Importance of Trust
  Trust is an important factor, especially since consumers are willing to maintain multiple financial service relationships. The personal relationship aspect drives respondents' trust in their PFR provider. Having a branch nearby is one of the top trust drivers, reinforcing the importance of existing banks maintaining a physical presence.
- Super App is in demand
  With the number of multiservice technology platforms in Indonesia, it is not surprising that respondents are very interested in super apps that can provide integration of all their financial services.
- Personalization
  Conventional banks have an opportunity to deepen relationships and reduce the risk of respondents switching to other providers by addressing the personalization gap.



The development of banking technology trends with several driving factors as follows:

- Accelerating Digitalization - Increasing the migration of services to digital channels, including for identity management and verification, a seamless approach to commercial credit and lending services, and the establishment of a digital money pooling structure.
- Core Banking System Improvement - The increasing use of banking services through digital channels has created an urgency to improve the capabilities of the Core Banking System to enable process simplification, thereby reducing time and improving the quality of work results.
- Open Banking - Banking institutions are starting to adopt Open API, supported by solutions such as cloud services, low/no-code development platforms, DevSecOps, AI & ML, etc, also adopting new ways of working including the use of Design Thinking and Agile Process.
- Landscape Shifting of FinTech - FinTech, and financial technology vendors are starting to expand services to corporate clients and bring strong capabilities in cloud-based solutions, innovative value propositions, and integrated value chain offerings.

In 2024, Bank Jatim took some steps to develop information technology innovations such as:

- Development of New JConnect Mobile which is almost equivalent to the Mobile Banking super apps
- Development of Digital Ecosystem, which consists of:
  - Hospital Ecosystem
    With the potential of 431 hospitals throughout East Java, Bank Jatim is taking steps to create a hospital ecosystem that can integrate the Hospital SIM side with Cash Management solutions, Doctor and Employee payroll payments, Vendor Partners, and Purchase of Medicines and Medical Devices.
  - Education Ecosystem
    With the potential of 400 schools and universities, Bank Jatim is taking steps to integrate the education ecosystem which includes People (Lecturers, Students, Employees, Parents), Payment, Partners, and Places.
  - E-TPD Ecosystem
    In increasing the digitalization of each region in East Java, Bank Jatim meets the needs of each region starting from the Digital Channel (Nominal realization of regional taxes and levies from Mobile/Internet/SMS Banking, QRIS, and E-Commerce channels), Non-Digital Channel (Nominal realization of regional taxes and levies from ATM, EDC, and UE Reader channels) and Conventional Channel (Nominal realization of regional taxes and levies from Teller and Bank Agent channels).



- Siskeudes Link Ecosystem
  Bank Jatim has integrated Siskeudes Link with a total of 5,590 villages and 24 district governments out of 7,724 villages and 30 district governments.
- Remittance Ecosystem
  Bank Jatim has collaborated with merchantrade remittance from Malaysia and Hong Kong with the following account types:
  - On Us (Bank Jatim Account) Fund transfer via Money Transfer Operator (MTO), with the overbooking method, with the recipient being a Bank Jatim customer.
  - Off Us (Forwarding to Another Bank) Fund transfer via Money Transfer Operator (MTO) with the transfer method with the recipient being a Customer of Another Bank, and WIC (Receipt at Bank Jatim Office Network) Fund transfer via Money Transfer Operator (MTO) with the transfer method with the recipient being a walk in customer (WIC).
- Tableau
  Bank Jatim carries out the data management process into a Dashboard to assist in monitoring and evaluating Business Development, Reporting, and Operations by Branches, Head Office and Bank Jatim Management.
- Enterprise Resource Planning (ERP) using Odoo
  Bank Jatim uses ERP Odoo with several modules such as Customer Relationship Management (CRM) Pipeline Management, Vendor Management System (VMS), Odoo Inventory, Odoo Project Management, Odoo Event, Odoo Fleet Management to assist in the decision-making process by Branches, Head Office and Bank Jatim Management.
- Smart Branch: Point of Sales and Experience Center
  From the Branch side, it focuses on Operational Efficiency, Improving Bank Jatim's corporate image, Digital Financial Literacy Education, and the Customer Experience side focuses on Digital Based Solutions, Less waiting time (through branch reservations), Semi Digital Assistance.
- Datawarehouse Development
  Bank Jatim has built and managed an integrated data storage center that enables the bank to process, analyze, and optimize data-based decision making.

Information Technology Infrastructure

The IT-related capabilities built through RSTI 2024 – 2028 are carried out through the implementation of initiatives divided into 6 (six) aspects of IT-related architecture. The formulation of initiatives in the 6 (six) IT-related architectures is based on business development needs illustrated in the Business Architecture.

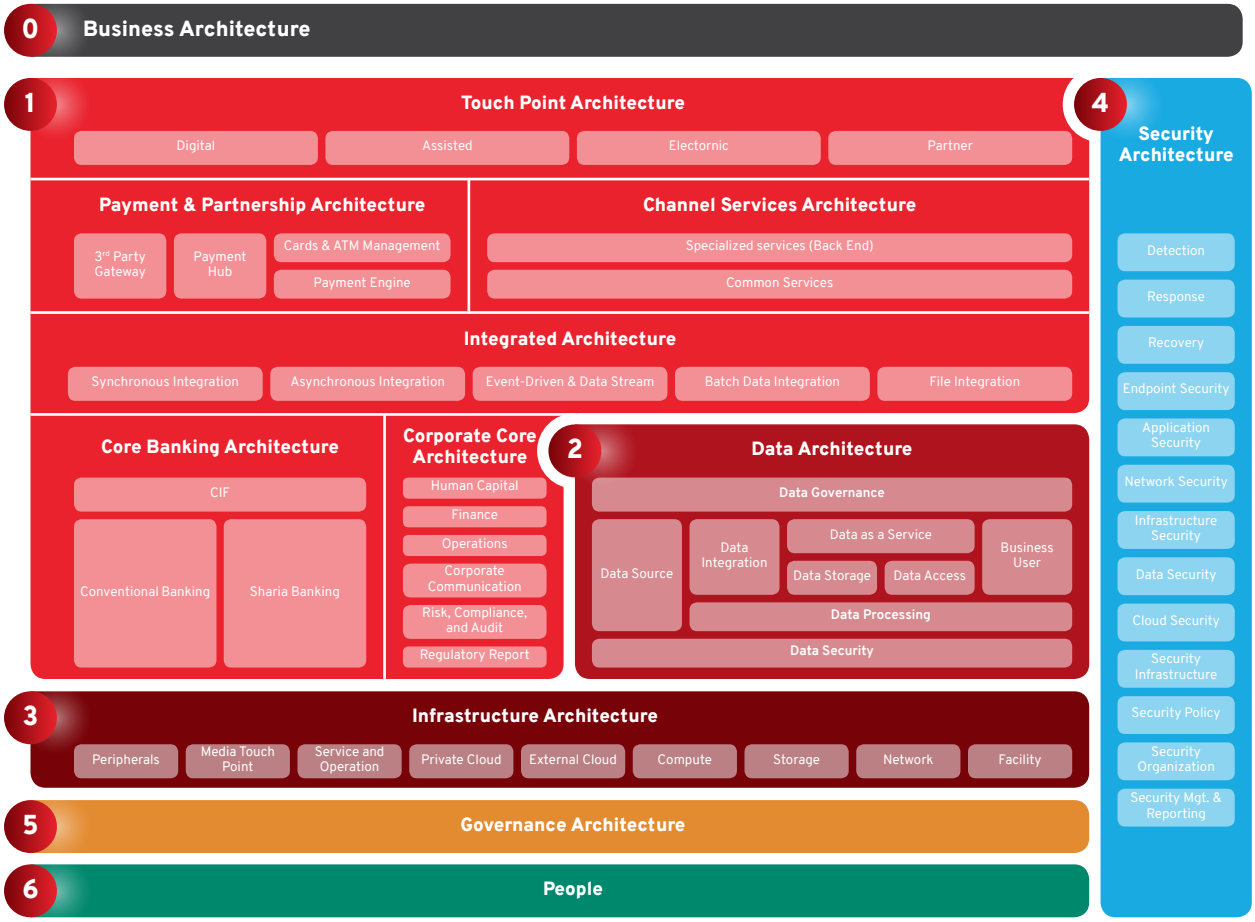

0 Business Architecture

Business architecture consists of important components in achieving Bank Jatim's goals in the future.

1 Applications Architecture

The foundation of the system used to support business processes includes application components, relationships between components, and the technological capabilities utilized.

2 Data Architecture

It is a framework that regulates the management, storage, and integration in optimizing data access by all business units for information-based decision making.

3 Infrastructure Architecture

Carefully designed infrastructure to ensure robust system reliability, security and availability.

4 Security Architecture

Security that can manage cyber risks, proactively monitor threats and vulnerabilities, and can respond to security challenges effectively.

5 Governance Architecture

Collaboration between Business and IT across all IT functions to optimize benefits delivery while maintaining compliance, governance, and the bank's risk appetite.

6 People Architecture

A federated IT operating model for optimizing service delivery and agility through cross-functional collaboration supported by task segregation and interaction models.

Information Technology Governance

The Bank has implemented IT policy directions focusing on 5 (five) IT Governance areas, namely:

1. Strategic Allignment
   IT implementation supports the achievement of the Bank's mission so that IT strategy is aligned with the Bank's business strategy. The implementation conducted was that the Bank updated the 2024-2028 Information Technology Strategic Plan which focuses on the Bank needing to take a role in increasing financial literacy, digital literacy, and financial inclusion as well as sustainable transformation so that it is always close to customers and relevant to customers.
2. Value Delivery
   The implementation of IT must be able to provide added value to the achievement of the Bank's mission. The implementation conducted was that during 2024, the Bank was committed to completing the development of the Information Technology Bank Business Plan and initiative projects developed internally by IT for internal and external needs (customers).
3. Risk Management
   IT implementation must be accompanied by identification of IT risks so that their impacts can be addressed. The implementation conducted by the Bank is as follows:
   a. The Bank has updated its policies, procedures and technical guidelines in line with international best practices and the latest regulatory provisions, namely:
      - Law Number 27 of 2022 concerning Personal Data Protection;
      - POJK Number 11/POJK.03/2022 concerning the Implementation of Information Technology by Commercial Banks;
      - POJK Number 12/POJK.03/2018 concerning the Implementation of Digital Banking Services by Commercial Banks;
      - POJK Number 13/POJK.03/2021 concerning the Implementation of Commercial Bank Products;
      - SEOJK Number 24/SEOJK.03/2023 of 2023 concerning the Assessment of the Digital Maturity Level of Commercial Banks;
      - SEOJK Number 29/SEOJK.03/2022 dated December 27, 2022 concerning Cyber Resilience and Security for Commercial Banks;
      - SEOJK Number 21/SEOJK.03/2017 concerning the Implementation of Risk Management in the Use of Information Technology by Commercial Banks;
      - Bank Indonesia Regulation Number 23/6/PBI/2021 concerning Payment Service Providers;
      - Bank Indonesia Regulation Number 2 of 2024 concerning Information System Security and Cyber Resilience for Payment System Providers, Money Market and Foreign Exchange Market Actors, and Other Parties Regulated and Supervised by Bank Indonesia;
      - Control Objectives for Information and related Technology 2019 (COBIT) as one of the IT Governance frameworks that has an IT Strategic Plan that is aligned with business strategy;
      - Information Technology Information Library (ITIL) is a standard framework for IT in aligning IT support services to business. ITIL focuses on IT processes, procedures, tasks and service levels to support corporate strategy, provide added value, and maintain IT competency levels.
   b. The Bank has been certified ISO 20000:2018 on IT Service Management System in the IT & Digital Directorate to support Core Banking System Services and JConnect Services (Mobile Banking, Internet Banking, and SMS Banking) for Internal Users of Bank Jatim.
   c. The Bank has been certified ISO 27001:2022 on Information Security Management System in JConnect Mobile, JConnect Internet Banking and JConnect SMS Banking Services.
4. Resource Management.
   IT implementation must be supported by adequate resources and optimal use of resources wherever possible. The implementation carried out was that the Bank focused on 2 (two) areas, namely:
   a. Human Resources Fulfillment
      To meet business needs, the Bank continuously recruited IT Resources.
   b. Training
      The IT & Digital Directorate in 2023-2024 conducted certification training according to the field for the needs of acceleration in the implementation of bank business processes. A total of 56 trainings were attended by 155 participants.

5. Performance Management
   IT implementation must be measured and evaluated regularly to ensure that IT performance and capacity are in line with business requirements. The implementation carried out was that the Bank monitored all IT aspects, namely as follows:
   a. Operational Aspects
      The Bank carried out control monitoring of IT services to branches and customers, namely providing a branch complaint application to resolve problems at the branch and monitoring the availability of all IT services.
   b. Management Aspects
      - The Bank has an IT Committee to evaluate the Information Technology Strategic Plan and the Bank's policies related to the use of information technology. The IT Committee in 2024 was implemented on December 23, 2024;
      - Every week, the Bank holds an IT and Digital Directorate Forum to discuss IT project progress & RBB, monitoring the availability of Core Banking System applications and other Surrounding applications.
6. **Customer Demands**
   Changes in the marketplace and society require banks to change towards digital banking, or services that are run with the support of Information Technology. Some banking services are now turning into IT-based selfservice services. As a consequence of this change is the increasingly high demand for Information Technology support in running a business of future changes.
7. **Technology Development**
   The dynamics of technological development which are getting higher with the industrial revolution 4.0, especially in financial services, requires that Bank Jatim always adapts to existing and ongoing changes. This aims to provide convenience, comfort and security for customers in interacting in banking services.
8. **Banking Digital Technology Security**
   Increased digital transactions need to be followed by reliable banking transaction security as the threat of cybercrime increases, it needs to be considered when implementing and responding to technological developments. The Bank maintains cyber resilience supported by an adequate cyber resilience information system through a process that includes:
   a. The Bank has implemented IT security system controls including system security monitoring, data communication and computer security with user access control, installation of firewalls, web application firewall, and antivirus;
   b. Banks routinely conduct IT Security Awareness activities for all users;
   c. Banks have used endpoint security antivirus as a protection tool against malware threats;
   d. The Bank periodically carries out penetration testing to test the reliability of the application to support business and service needs to make transactions easier for customers.
9. **Disaster Recovery Plan**
   The Bank has Business Continuity Information Technology Guidelines and Disaster Recovery Plan Guidelines as a basis for the availability of data centers, disaster recovery, and dual data centers to measure/identify critical business processes related to the use of application systems, Response Point Objectives (RPO), Response Time Objectives (RTO) and Work Recovery Time (WRT) explicitly. This plan or strategy is formulated in the Disaster Recovery Plan. The disaster recovery plan functions to:
   a. Minimize disruption of service to customers;
   b. Maintain the continuity of information technology operations during disasters/disruptions;
   c. Provide assurance that Bank management fulfills its responsibility to protect information sources and information documents of customers and other parties;
   d. Regularly measures the performance of IT resources, applications, networks, and capacity planning;
   e. The Bank works with data center service providers to maintain server availability and security in line with expected SLAs.

   In 2024, the Bank conducted a Disaster Recovery Center Trial for the Core Banking System, E-Channel, and Bank Indonesia Payment System applications

Information Technology Management Structure



The management of Information Technology (IT) at Bank Jatim is carried out by the Information Technology Division, Digital Banking Division, and IT Security Unit, all of which operate under the responsibility of the Director of IT & Digital. The organizational structure of the Information Technology Work Unit, as stipulated in the Board of Directors Decree No. 061/218/DIR/PRS/KEP dated December 7, 2022, is as follows:

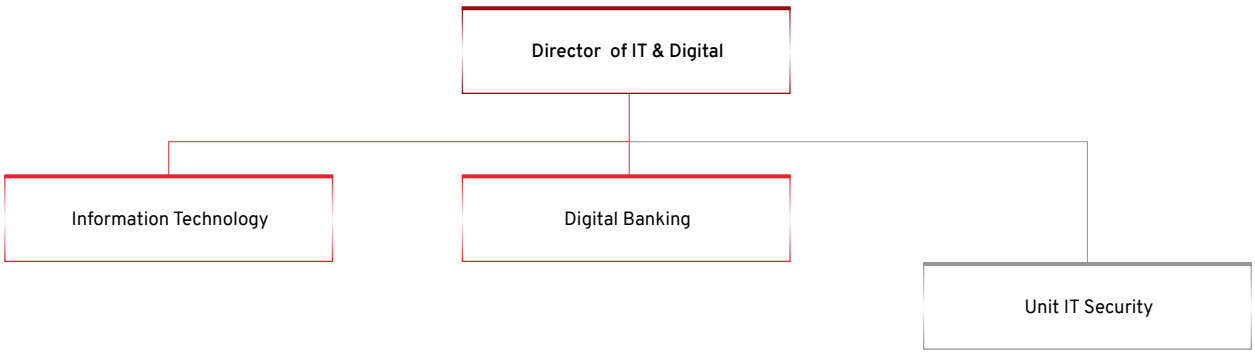

Information Technology Work Plan 2025

The 2025 Business Plan of the Information Technology Division for the information technology implementation and development is guided by the Financial Services Authority (OJK) Regulation No. 11/POJK.03/2022 on "Implementation of Information Technology by Commercial Banks." As a result, every commercial bank must submit a Business Plan to the regulator. This plan is aligned with Bank Jatim's 2024-2028 Corporate Strategic Plan, specifically under Pillar 4 (Digital Transformation), and the 2024-2028 IT Strategic Plan (RSTI), by adopting the PERFECT-I strategy:

Referring to the strategic focus of Bank Jatim's 2024-2028 Corporate Plan under Pillar 4 (Digital Transformation) and the 2024-2028 IT Strategic Plan (RSTI), where RSTI 2024-2028 has mapped out projects for each year, the development of information technology for 2025 consists of 17 projects outlined based on the seven PERFECT-I strategies as follows:

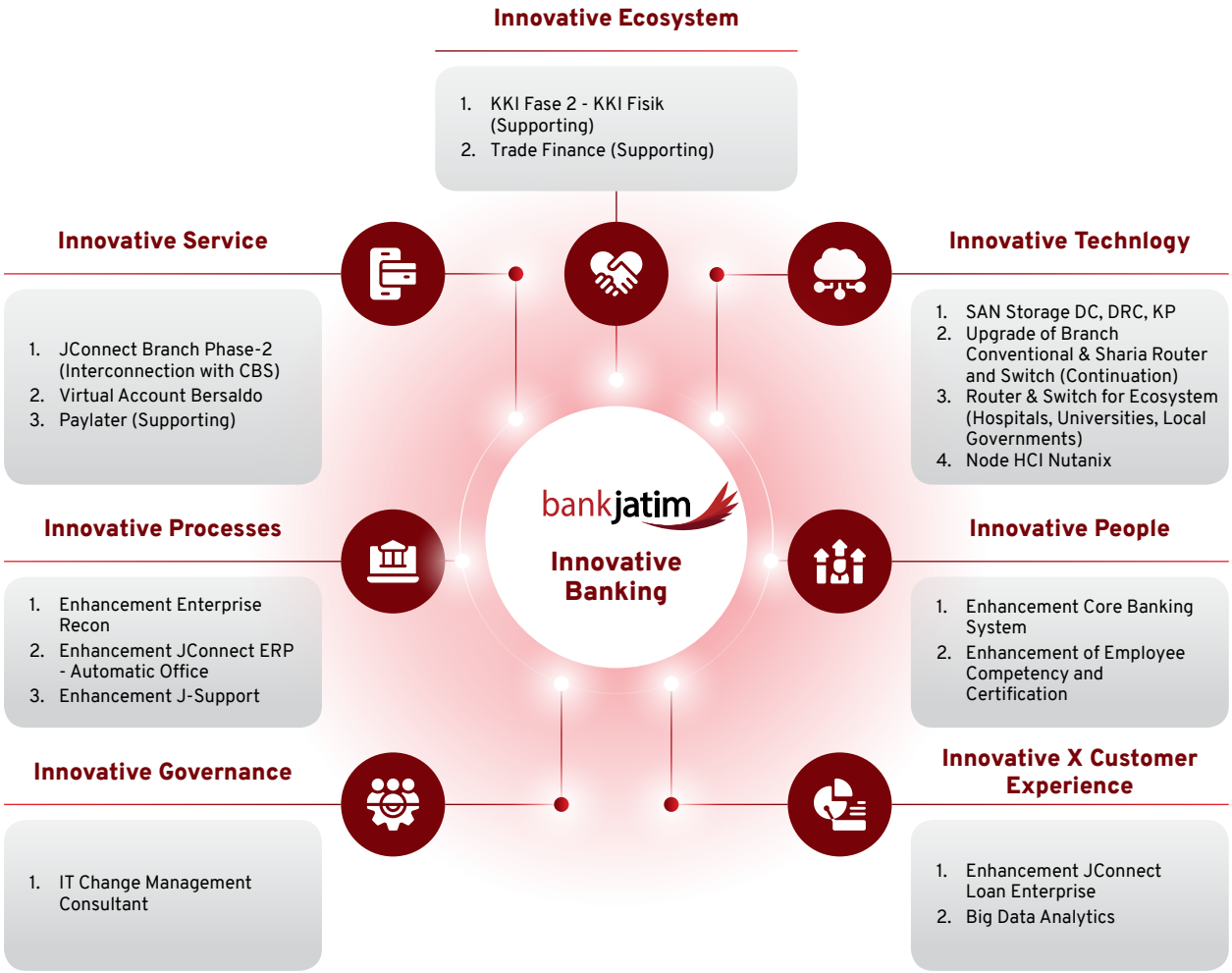

1. Innovative Services

   Customer Service Digitalization - Enhancing the customer experience in every interaction with Bank Jatim through digital services for a more convenient, fast, and secure user experience.

No	Project Name	Description
1	JConnect Branch Phase-2 (Interconnection with CBS)	Interconnection of self-service services (Teller Services and Account Opening) with the Core Banking System and the SINTA application.
2	*Virtual Account* Bersaldo	The development of a Virtual Account with Balance is the process of creating a digital payment system that allows users to conduct financial transactions through a virtual account that has been preloaded with funds. This system offers convenience, security, and efficiency in making payments, while also providing users with flexibility in managing their finances digitally.
3	Paylater (Supporting)	An innovation in the development of a collateral-free product, which will be digitally developed to facilitate bill payments for transactions made by customers

2. Innovative Processes

   Process Automation and Digital Innovation - Bank Jatim automates business processes that are still carried out manually, implements digitalization, and develops application systems to enhance efficiency in areas such as data processing, verification, and the implementation of other internal controls.

No	Project Name	Description
1	Enhancement Enterprise Recon	Enhancement Enterprise Rekon helps the bank perform reconnaissance (monitoring) tasks more efficiently, accurately, and quickly. Its focus is on reducing repetitive manual work, improving compliance with regulations, and optimizing data management and operational processes.
2	Enhancement JConnect ERP - Automatic Office	Further development of the ERP system according to Bank Jatim's needs and integration of the developed solutions with the bank's current systems and/or infrastructure. • Asset Management • Inventory (Phase 2) • Budget Sale (Phase 2)
3	Enhancement J-Support	Further development of the J-Support application with additional features • Learning Based • Risk Assesment

3. Innovative Governance

   Governance and Control Enhancement – Bank Jatim continuously improves governance capabilities through cross-functional collaboration and automation of control, compliance, and audit processes. This ensures alignment with the Bank's strategic direction, business needs, and risk levels.

No	Project Name	Description
1	IT Change Management Consultant	A consulting party that assists the organization in planning, managing, and implementing strategic changes related to governance, including data governance & data assets, systems, technology, or IT infrastructure. The consultant is responsible for ensuring a smooth transition from old systems or procedures to new ones with minimal disruption to daily operations.

4. Innovative Ecosystem

   Collaboration with the Digital Ecosystem – Bank Jatim collaborates with fintech companies, marketplaces, and other technology service providers in a mutually beneficial partnership to achieve digital economic growth and financial inclusion.

No	Project Name	Description
1	KKI Phase 2 - Physical KKI (Supporting)	The Regional Government Credit Card (KKPD) is a credit card that can be used for payments on expenditures charged to the Regional Budget (APBD). After the cardholder's payment obligations are fulfilled by the issuing bank as agreed, the regional government work units are required to settle the payment obligations within the agreed timeframe through a lump sum payment.

No	Project Name	Description
2	Trade Finance (Supporting)	The development of the Trade Finance Application involves creating a digital platform that facilitates various activities in international trade. This application integrates multiple features supporting processes such as issuing Letters of Credit (L/C), trade financing, risk management, and transaction settlement. The primary goal is to accelerate, simplify, and enhance efficiency in conducting international trade transactions.

5. Innovative X Customer Experience
   Data-Driven Decision-Making - Bank Jatim leverages Business Intelligence & Data Analytics to support informed decision-making, service personalization, business strategy development, operational efficiency enhancement, as well as risk management and monitoring.

No	Project Name	Description
1	Enhancement JConnect Loan Enterprise.	Development of services to support the processing and monitoring of loan applications/
2	Big Data Analytics	The process of collecting, analyzing, and interpreting large, complex, and diverse datasets (big data) to identify patterns, trends, and insights that assist in decision-making. Big data refers to vast and rapidly growing data sets that cannot be efficiently processed using traditional analytical methods.

6. Innovative Technology
   Infrastructure & Security Management – Bank Jatim procures and upgrades infrastructure as needed, adopting the latest technologies to enhance security, flexibility, scalability, and infrastructure efficiency.

No	Project Name	Description
1	SAN Storage DC, DRC, KP	Procurement of SAN Storage devices and infrastructure at the Data Center (DC), Disaster Recovery Center (DRC), and Headquarters to replace the NAS Synology required by the bank.
2	Upgrade of Branch Conventional & Sharia Router and Switch (Continuation)	Continuation of capacity enhancement for branch firewall hardware and software to secure traffic and enable early threat detection for network security.
3	Router & Switch for Ecosystem (Hospitals, Universities, Local Governments)	Procurement of routers and switches to support the ecosystem of hospitals, universities (education), and local government institutions.
4	Node HCI Nutanix	Additional deployment of HCI Nodes and infrastructure at the DC/DRC in the Headquarters to anticipate the growing storage requirements of the bank.

7. Innovative People
   Development Strategy for Operating Model and Human Resources – Supported by an optimal operating model that structures interactions between IT functions and aligns strategies with business needs, Bank Jatim also enhances human resource quality to remain competitive at both regional and international levels.

No	Project Name	Description
1	Improve Core Banking System	Development of modules or features within the Core Banking System to support Bank Jatim's business processes.
2	Enhancement Kompetensi dan Sertifikasi Pegawai	A systematic effort to enhance employee skills and knowledge to enable them to perform their duties and responsibilities more effectively and efficiently. This process involves training, development, and performance evaluation, culminating in certification as recognition of the achieved competencies.





Corporate Governance

07

Basic for Corporate Governance Implementation

The implementation of Corporate Governance at Bank Jatim always refers to the applicable regulations. The basis for implementing Corporate Governance at Bank Jatim is as follows:

1. Law of the Republic of Indonesia Number 7 of 1992 concerning Banking as amended several times, lastly by Law of the Republic of Indonesia Number 6 of 2023 concerning the Stipulation of Governmental Regulations in Lieu of Law Number 2 of 2022 concerning Job Creation into Law along with its amendments.
2. Law of the Republic of Indonesia Number 31 of 1999 concerning Eradication of Corruption Crimes as partially repealed by Law of the Republic of Indonesia Number 1 of 2023 concerning Criminal Law along with its amendments.
3. Law Number 40 of 2007 concerning Limited Liability Companies as amended several times, lastly by Law of the Republic of Indonesia Number 6 of 2023 concerning the Stipulation of Governmental Regulations in Lieu of Law Number 2 of 2022 concerning Job Creation into Law along with its amendments.
4. Corruption Eradication Commission Regulation Number 2 of 2019 concerning Reporting of Gratification.
5. Corruption Eradication Commission Regulation Number 07 of 2016 concerning Procedures for Registration, Announcement and Examination of the Assets of State Administrators along with its amendments.
6. OJK Regulation Number 33/POJK.04/2014 concerning Directors and Board of Commissioners of Issuers or Public Companies along with its amendments.
7. OJK Regulation Number 34/POJK.04/2014 concerning the Nomination and Remuneration Committee of Issuers or Public Companies along with its amendments.
8. OJK Regulation Number 35/POJK.04/2014 concerning Corporate Secretary of Issuers or Public Companies along with its amendments.
9. OJK Regulation Number 21/POJK.04/2015 concerning Guidelines for Implementation of Public Company Governance along with its amendments.
10. OJK Regulation Number 45/POJK.03/2015 concerning the Implementation of Governance in Providing Remuneration for Commercial Banks along with its amendments.
11. OJK Regulation Number 55/POJK.04/2015 concerning the Establishment and Guidelines for the Work Implementation of the Audit Committee along with its amendments
12. OJK Regulation Number 4/POJK.03/2016 concerning Assessment of the Soundness of Commercial Banks along with its amendments.
13. OJK Regulation Number 5/POJK.03/2016 concerning Bank Business Plans along with its amendments.
14. OJK Regulation Number 18/POJK.03/2016 concerning the Implementation of Risk Management for Commercial Banks along with its amendments.
15. OJK Regulation Number 27/POJK.03/2016 concerning the Fit and Proper Test for Main Parties of Financial Services Institutions along with its amendments.
16. OJK Regulation Number 29/POJK.04/2016 concerning Annual Reports of Issuers or Public Companies along with its amendments.
17. OJK Regulation Number 37/POJK.03/2019 Concerning Transparency and Publication of Bank Reports along with its amendment.
18. OJK Regulation Number 11/POJK.03/2016 concerning Obligation of Minimum Capital Requirements for Commercial Banks along with its amendment.
19. OJK Regulation Number 17 of 2023 concerning Implementation of Governance for Commercial Banks along with its amendment.
20. OJK Regulation Number 8 of 2023 concerning Implementation of Anti-Money Laundering Program, Prevention of Terrorism Funding, and Prevention of Mass Weapon Proliferation Funding in the Financial Services Sector along with its amenmdent.
21. OJK Regulation Number 46/POJK.03/2017 tentang concerning Implementation of Compliance Function for Commercial Banks along with its amendments.
22. OJK Regulation Number 1/POJK.03/2019 concerning Implementation of the Internal Audit Function in Commercial Banks along with its amendments.
23. OJK Circular Letter Number 32/SEOJK.04/2015 concerning Governance Guidelines for Public Companies.
24. OJK Circular Letter Number 39/SEOJK.03/2016 concerning the Fit and Proper Test for Candidates for Controlling Shareholders, Candidates for Members of the Board of Directors, and Candidates for Members of the Board of Commissioners of the Bank.
25. OJK Circular Letter Number 13/SEOJK.03/2017 concerning Implementation of Governance for Commercial Banks.
26. OJK Circular Letter Number 14/SEOJK.03/2017 concerning Assessment of the Soundness of Commercial Banks.
27. Articles of Association of PT East Java Regional Development Bank Tbk. along with the changes.

In addition to the required provisions of the various laws and regulations above, the Company also bases on the GCG implementation guidelines as follows.

1. Principles of Corporate Governance developed by the Organization for Economic Cooperation and Development (OECD).
2. ASEAN Corporate Governance Scorecard.
3. Indonesian GCG Guidelines developed by the National Committee on Governance Policy (KNKG).
4. Principles for Enhancing Corporate Governance published by the Basel Committee on Banking Supervision.

Structure and Mechanism of Corporate Governance

Structure of Corporate Organs

Based on the Law of the Republic of Indonesia Number 40 of 2007 concerning Limited Liability Companies, the Organs of the Company consists of General Meeting of Shareholders (GMS), Board of Commissioners and Board of Directors. Its administration adopts a two tier system, namely Board of Commissioners and Board of Directors, who have specific authority and responsibility based on their respective functions as specified in the Articles of Association and the laws and regulations. Bank Jatim also had supporting organs under the Board of Commissioners and Directors in order to support the effectiveness of the duties and responsibilities of the Main Organs.

The structure of the corporate organs is presented in the chart below.

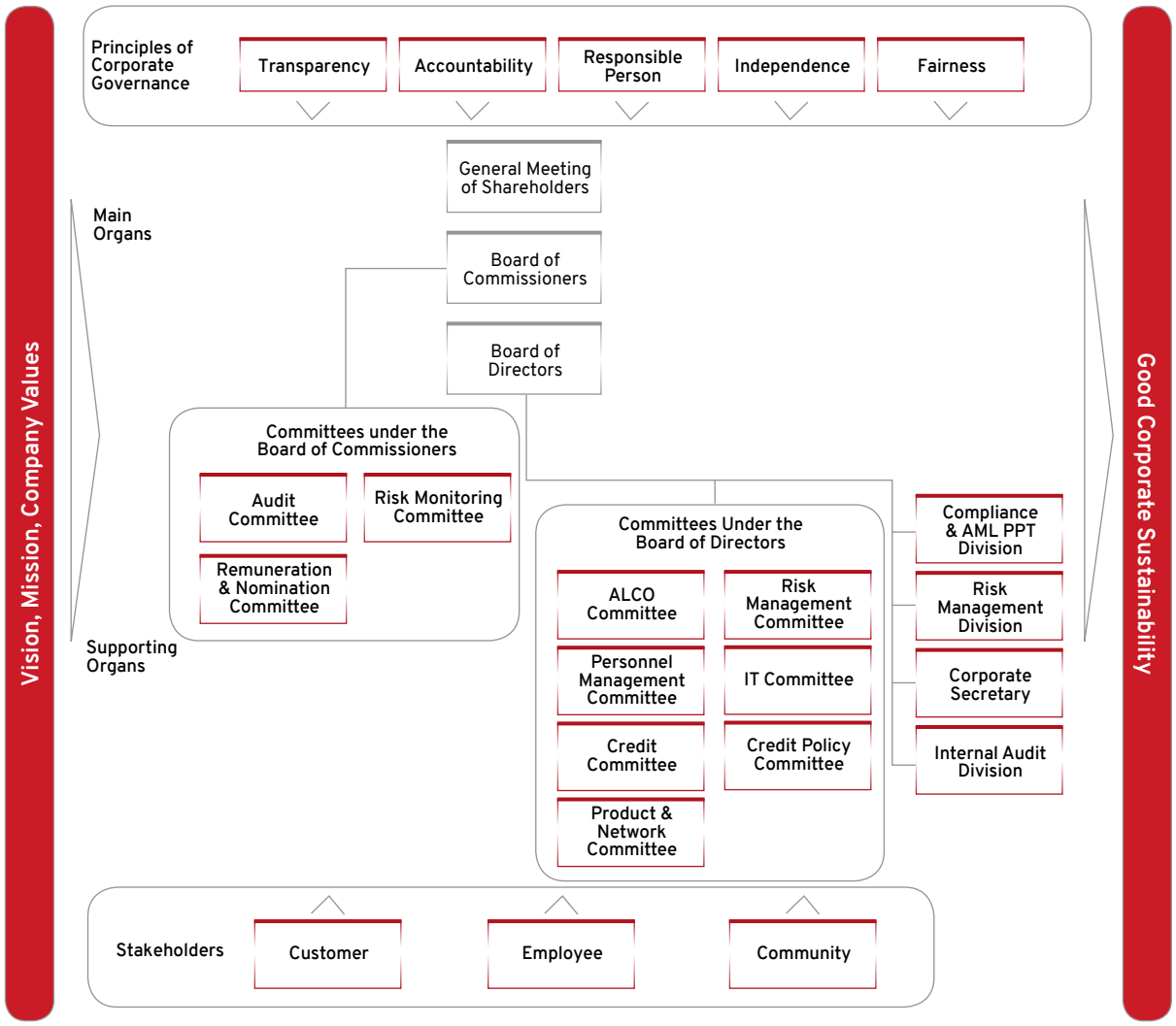

Governance Soft Structure

In addition to the structure of the Company's Organs, Bank Jatim also has a governance soft structure which is the provisions set by the Board of Directors to implement GCG principles at all levels of the organization. In its implementation, Bank Jatim has various policies/ guidelines in carrying out its functions and duties which are called the Bank's governance infrastructure. The objectives of building the Bank's governance infrastructure are as follows.

No.	Guidelines	Guide Number	Validation Date
1.	Deed of Establishment	Deed of Establishment of PT Bank Pembangunan Daerah Jawa Timur Number 1 dated May 1, 1999 and has been approved by the Minister of Justice under Decree Number: C2-8227.HT.01.01.TH.99 dated May 5, 1999.	May 1, 1999
2.	Articles of Association	Deed of Restatement of Meeting Decision Number 107 Dated October 30, 2024 and has obtained the Decree of the Minister of Law and Human Rights of the Republic of Indonesia Number AHU-AH.01.03-0207457 Dated November 5, 2024 Concerning Receipt of Notification of Amendments to the Articles of Association of PT Bank Pembangunan Daerah Jawa Timur Tbk.	30 October 30, 2024
3.	Product Policy and Internal Audit Activities	060/02/04/DIR/AUI/KEP	November 30, 2021
4.	Information Technology Activity and Product Policy (KPA)	060/02/02/DIR/TEI/KEP	August 12, 2021
5.	Human Capital Product and Activity Policy (KPA)	061/02/04/DIR/HCP/KEP	November 21, 2022
6.	Risk Management Activity Product Policy	060/02/01/DIR/MJR/KEP	May 4, 2023
7.	Credit or Financing Activity Product Policy (KPA PAP)	062/02/02/DIR/MJR/KEP	December 5, 2023
8.	Product and Activity Policy (KPA) A,L, CFT & PFWMD	062/02/03/DIR/KPT/KEP	December 12, 2023
9.	Capital Participation Product and Activity Policy (KPA)	062/02/04/DIR/MPA/KEP	December 29, 2023
10.	Accounting Product and Activity Policy (KPA)	063/02/02/DIR/AMK/KEP	April 04, 2024
11.	Legal Product and Activity Policy (KPA)	063/02/03/DIR/HKM/KEP	December 31, 2024
12.	Standard Operating Procedure (SOP) for the Board of Commissioners	063/03/51/DKM/KEP	March 28, 2024
13.	Standard Operating Procedure (SOP) for the Election and/or Replacement of Members of the Board of Commissioners and Members of the Board of Directors	060/03/04/DK/KEP	May 28, 2021
14.	Changes to the Standard Operating Procedure (SOP) for the Election and/or Replacement of Members of the Board of Commissioners and Members of the Board of Directors	060/03/18/DK/KEP	June 28, 2021
15.	Standard Operating Procedure (SOP) for the Work of the Board of Directors	063/03/76/DIR/CSE/KEP	May 08, 2024
16.	Standard Operating Procedure (SOP) for the Work of the Board of Commissioners Committee	063/03/52/DKM/KEP	March 28, 2024
17.	Standard Operating Procedure (SOP) for the Selection and/or Replacement of Members of the Board of Commissioners Committee (Independent Party)	060/03/DK/KEP	January 18, 2021
18.	Standard Operating Procedure (SOP) Conflict of Interest	063/03/68/KPT/KEP	April 29, 2024
19.	Standard Operating Procedure (SOP) for Implementing Litigation & Non-Litigation	063/03/93/DIR/HKM/KEP	May 31, 2024

No.	Guidelines	Guide Number	Validation Date
20.	Standard Operating Procedure (SOP) Compliance	063/03/44/DIR/KPT/KEP	March 21, 2024
21.	Standard Operating Procedure (SOP) Prevention of ML, TPPT & PPSPM	063/03/113/DIR/KPT/KEP	June 20, 2024
22.	Standard Operating Procedure (SOP) Eradication of ML, TPPT & PPSPM	063/03/114/DIR/KPT/KEP	June 20, 2024
23.	Standard Operating Procedure (SOP) Internal Audit Activities	061/03/60/DIR/AUI/KEP	December 27, 2022
24.	Standard Operating Procedure (SOP) Anti Fraud Strategy	063/03/10/DIR/AUI/KEP	February 21, 2024
25.	Standard Operating Procedure (SOP) Operational Risk Management	063/03/60/DIR/MRS/KEP	April 19, 2024
26.	Standard Operating Procedure (SOP) Market Risk Management	063/03/21/DIR/MRS/KEP	February 27, 2024
27.	Standard Operating Procedure (SOP) Liquidity Risk Management	062/03/50/DIR/MRS/KEP	September 22, 2023
28.	Standard Operating Procedure (SOP) Credit Risk Management	062/03/49/DIR/MRS/KEP	September 22, 2023
29.	Standard Operating Procedure (SOP) for Bank Health Level Assessment	062/03/15/DIR/MJR/KEP	April 5, 2023
30.	Standard Operating Procedure (SOP) for Implementation of Remuneration Governance for Management and its Facilities	063/03/06/DKM/KEP	February 2, 2024
31.	Standard Operating Procedure (SOP) for Grading and Remuneration System	062/03/36/DIR/HCP/KEP	June 8, 2023
32.	Standard Operating Procedure (SOP) Personal Data Protection Information Technology	063/03/62/DIR/TEI/KEP	April 22, 2024
33.	Standard Operating Procedure (SOP) Information Security Information Technology	063/03/37/DIR/TEI/KEP	March 08, 2024
34.	Standard Operating Procedure (SOP) Information Technology Governance	063/03/43/DIR/TEI/KEP	March 21, 2024
35.	Standard Operating Procedure (SOP) Preparation of Bank Strategic Plan and Business Plan	063/03/15/DIR/PSM/KEP	February 26, 2024
36.	Standard Operating Procedure (SOP) Investor Management	062/03/40/DIR/CSE/KEP	June 21, 2023
37.	Standard Operating Procedure (SOP) Implementation of Sustainable Finance	063/03/75/DIR/PSM/KEP	May 8, 2024
38.	Standard Operating Procedure (SOP) Social and Environmental Responsibility	063/03/83/DIR/CSE/KEP	May 20, 2024
39.	Standard Operating Procedure (SOP) Bank Business Group (KUB)	063/03/147/DIR/MPA/KEP	December 31, 2024
40.	Standard Operating Procedure (SOP) Financial Reporting	062/03/69/DIR/AMK/KEP	December 12, 2023
41.	Technical Guidelines for Bank Governance Self Assessment	063/04/95/KPT/SE	November 06, 2024
42.	Technical Guidelines for Self Assessment of Bank Governance in the Bank Business Group (KUB)	063/04/124/KPT/SE	December 31, 2024
43.	Technical Guidelines for the Implementation of Corporate Actions of Subsidiaries of Group Banks (KUB)	063/04/123/CSE/SE	December 31, 2024

Corporate Governance Mechanism

Shareholders

In the Articles of Association, Shareholders are Series A Shareholders and Series B Shareholders, unless expressly stated otherwise. The Company's shares consist of series A shares which are exclusively owned by the Provincial, City and Regency Governments in East Java and Series B shares which can be owned by Directors, Board of Commissioners, Employees, Provincial Governments, City and Regency Governments throughout East Java and the community.

Rights of The Shareholders

By regarding the Articles of Association of the Company based on the Deed of Restatement of Meeting Resolutions of PT Bank Pembangunan Daerah Jawa Timur Tbk Number 107 dated October 30, 2024, Article 5 paragraph (2) of the Articles of Association of the Company stipulated the rights of shareholders as follows

a. Series A is shares which give special rights to their holders in the attendance and approval quorum as referred to in Article 14 of the Articles of Association for:
    1. Attending and approving the appointment, dismissal and approval of the resignation of the Directors and Board of Commissioners.
    2. Attending and approving changes in the articles of association for issuance of equity securities or changes in issued and paid up capital.
    3. Attending and approving stock deposits in the form of objects other than money, both tangible and intangible objects.
    4. Attending and approving the merger, consolidation, acquisition and separation and submission of an application so that the Company is declared bankrupt and the liquidation of the Company.
b. Except for the special rights referred to in paragraph (2) letter a of article 5, holders of series B shares shall have the same rights.

In addition, Shareholders also have the right to approve remuneration for members of the Board of Directors and Board of Commissioners and to propose agenda items for the GMS and propose holding a GMS in accordance with the ownership percentage requirements. As long as there is no other stipulation in the Articles of Association, series A shareholders & series B shareholders have the same rights and every 1 (one) share gives 1 (one) vote.

All Shareholders have the same rights in obtaining information related to the Bank. Bank Jatim provides the same treatment to all Shareholders in providing information needed by investors or Shareholders so that there is no inside information that is only known by the Majority Shareholders. The Bank also encourages the involvement of Shareholders outside the GMS through investor relations, one on one meetings and analyst meetings.

General Meeting of Shareholders

The General Meeting of Shareholders (GMS) of the Company consisted of the Annual GMS and Extraordinary GMS. Annual GMS was held annually no later than 6 (six) months after the Company's financial year was closed. Extraordinary GMS could be held at any time based on the need to discuss and decide on the agenda of the meeting.

Rules of GMS

1. At the implementation of the GMS, the rules of procedure for the GMS are given to the shareholders who are present.
2. The GMS agenda is read out before the GMS begins.
3. At the opening of the GMS, the chairperson of the GMS provides an explanation to the shareholders that contains at least:
    a. General condition of the Bank.
    b. Meeting agenda.
    c. Decision-making mechanism related to meeting agenda through voting method.
    d. Procedures for exercising shareholder rights to submit questions and/or opinions.

If the meeting agenda concerns the appointment of members of the Board of Directors and/or members of the Board of Commissioners, the curriculum vitae of prospective members of the Board of Directors and/or members of the Board of Commissioners to be appointed shall be submitted via the Bank Jatim website.

The Process of Implementing a GMS and Voting

The GMS is held by making announcements and summons to the Shareholders. Announcement of the GMS shall be made no later than 14 (fourteen) days prior to the summons for the GMS, excluding the date of announcement and the date of the invitation. Summons to the GMS shall be made no later than 21 (twenty-one) days before the GMS, excluding the date of the summons and the date of the GMS.

The summons for the GMS at least contain information on the date of the GMS, the time for holding the GMS, the venue, provisions for shareholders who are entitled to attend the GMS, the agenda of the meeting including an explanation of each agenda item, and information stating that materials related to the agenda of the meeting are available to shareholders from the date of the invitation to the GMS until the GMS is held.

The GMS is chaired by a member of the Board of Commissioners who is appointed by the Board of Commissioners who is appointed by the Board of Commissioners. In the event that all members of the Board of Commissioners are absent or unable to attend due to any reason that does not need to be proven to a third party, the GMS is chaired by a member of the Board of Directors who is appointed by the Board of Directors. In the event that all members of the Board of Directors are absent or unable to attend, the GMS shall be chaired by shareholders who attend the GMS who are appointed from and by the GMS participants.

The GMS can be held if attended by shareholders or their legal proxies who represent more than ½ (one half) of the total number of valid shares and the decision is approved by more than ½ (one half) of the total shares with voting rights present. in the GMS unless otherwise stipulated in the applicable laws and regulations.

Each shareholder can be represented at the GMS by other holders or a third party with a power of attorney. The power of attorney form has been available on the Bank website since the summons for the GMS. Each share gives the owner the right to cast 1 (one) vote. Voting can be done electronically (poll). All decisions are made based on deliberation to reach consensus. In the event that a decision based on deliberation to reach a consensus is not reached, then the decision is made based on an agreed vote as determined in the articles of association of the Bank. The GMS minutes stated that shareholders were given the opportunity to submit questions/opinions.

Implementation of Annual GMS For Fiscal Year 2023 and Its Realization

Information	Announcement	Invitation	Implementation	GMS Results
Notification of a Meeting to be Held with the Financial Services Authority, Reference Number 062/405.2/DIR/CSE/Srt, Dated December 21, 2023.	Publishing an announcement regarding the convening of a General Meeting of Shareholders on the websites of the Indonesia Stock Exchange, PT Kustodian Sentral Efek Indonesia, and the Company's website, Reference Number 063/01/DIR/CSE/Srt, Dated January 2, 2024. The announcement is made in both Indonesian and English.	Publishing the Notice of Meeting to Shareholders on the websites of the Indonesia Stock Exchange, PT KSEI, and the Company's website, Reference Number 063/016/DIR/CSE/Srt, Dated January 16, 2024. The notice is provided in both Indonesian and English.	The meeting is scheduled to be held on Wednesday, February 7, 2024, at the Head Office of Bank Jatim.	- Submission of the Meeting Summary to the Financial Services Authority, Reference Number 063/51/ CSE/CMAI/Srt, Dated February 13, 2024. - Submission of the Minutes of Meeting to the Financial Services Authority, Reference Number 063/107/ CSE/CMAI/Srt, Dated February 28, 2024.

Vote Counting Independent Parties

The Company appointed independent parties, namely Notary Sitaresmi Puspadewi Subianto and and PT Datindo Entrycom in calculating and/or validating votes.

Attendance Recapitulation at The Annual GMS for Fiscal Year 2023

The Board of Commissioners and Directors of Bank Jatim who attended the 2023 Annual GMS are as follows.

No.	Name	Position	Attendance
1.	Muhammad Mas'ud	Independent Commissioner	Present
2.	Adhy Karyono	Commissioner	Present
3.	Candra Fajri Ananda	Independent Commissioner	Present
4.	Sumaryono	Independent Commissioner	Present
5.	Busrul Iman	President Director	Present
6.	Edi Masrianto	Director of Finance, Treasury & Global Services	Present
7.	Tonny Prasetyo	Director of Compliance	Present
8.	R. Arief Wicaksono	Director of Micro, Retail & Medium	Present
9.	Eko Susetyono	Director of Risk Management	Present
10.	Zulhelfi Abidin	Director of IT & Digital	Present

Decisions and Realization of the Annual GMS for Fiscal Year 2023

First Meeting Agenda

Approval of the Company's Annual Report regarding the Condition and Operation of the Company during the 2023 Financial Year, including the Report on the Implementation of the Supervisory Duties of the Board of Commissioners during the 2023 Financial Year and the Ratification of the Company's Financial Statements for the 2023 Financial Year.

The total of Shareholders submitting Questions and/or providing opinions was 1 (one) people.

Voting Results

Agree	: 12,544,113,826 Shares (99.941%) consisting of Series A: 11,934,147,982 Shares and Series B: 609,965,844 Shares
Disagree	: 8,400 Shares (0.0000669%) which are all Series B Shares
Abstain	: 7,343,276 Shares (0.058%) which are all Series B Shares

Decision

1. Approve and ratify:
   a. The Company's Annual Report as presented by the Board of Directors for the 2023 fiscal year.
   b. The Supervisory Report as presented by the Board of Commissioners for the 2023 fiscal year.
   c. The Company's Financial Statements for the fiscal year ending on December 31, 2023, which have been audited by the Public Accounting Firm Paul Hadiwinata, Hidajat, Arsono, Retno, Palilingan & Partners, in accordance with the Independent Auditor's Report dated January 15, 2024, with an unqualified opinion in all material respects.
2. With the approval and ratification of the Annual Report, the Supervisory Report of the Board of Commissioners, and the Company's Financial Statements for the 2023 fiscal year, the meeting grants full release and discharge (acquit et de charge) to all members of the Board of Directors for management actions and to all members of the Board of Commissioners for supervisory actions carried out during the fiscal year ending on December 31, 2023, to the extent that such actions are reflected in the Company's Financial Statements.

Status: Realized

Second Meeting Agenda

Determination of the use of the Company's net profit for the financial year 2023 including the provision of bonuses for employees as well as bonuses and remuneration for the Board of Directors and the Board of Commissioners.

The total of Shareholders submitting Questions and/or providing opinions was 1 (one) people.

Voting Results

Agree	: 12,475,334,446 Shares (99.393%) consisting of Series A: 11,934,147,982 Shares and Series B: 541,186,464 Shares
Disagree	: 76,105,856 Shares (0.606%) which are all Series B Shares
Abstain	: 25,200 Shares (0.0002%) which are all Series B Shares

Decision

1. Approval of the Use of the Company's Net Profit for the 2023 Fiscal Year as follows:
   a. 55.55% (fifty-five point fifty-five percent) of the net profit for the 2023 fiscal year, amounting to IDR 816,692,940,679.98 (eight hundred sixteen billion six hundred ninety-two million nine hundred forty thousand six hundred seventy-nine point ninety-eight rupiah), is allocated as cash dividends for the 2023 fiscal year. Accordingly, an amount of IDR 54.39 (fifty-four point thirty-nine rupiah) per share is determined as cash dividends for the 2023 fiscal year, which will be distributed in cash to all shareholders recorded in the Company's Shareholder Register as of February 22, 2024, and will be paid no later than March 8, 2024. Furthermore, the Board of Directors is authorized to regulate the procedures for cash dividend payments.
   b. 44.45% (forty-four point forty-five percent) of the net profit, amounting to IDR 653,411,992,299.02 (six hundred fifty-three billion four hundred eleven million nine hundred ninety-two thousand two hundred ninety-nine point zero two rupiah), is allocated as General Reserves.
2. Furthermore, Bonus and Tantiem Reserves for the 2023 Fiscal Year have been established at IDR 367,526,233,244.00 (three hundred sixty-seven billion five hundred twenty-six million two hundred thirty-three thousand two hundred forty-four rupiah). Referring to the resolution of the Annual General Meeting of Shareholders (AGMS) for the 2022 fiscal year, which granted authority to the Board of Commissioners to determine the remuneration for the Company's Management in 2023, the Board of Commissioners Meeting on January 29, 2024, after considering recommendations from the Remuneration and Nomination Committee, decided on the distribution of employee bonuses and tantiem (performance-based incentives) for the Company's Management, which includes the Board of Directors and the Board of Commissioners, along with those assisting the Board of Commissioners, including the Sharia Supervisory Board, for the 2023 fiscal year, as follows:
   a. Employee bonuses: 86.5% (eighty-six point five percent).
   b. Tantiem for the Company's Management, including the Board of Directors, Board of Commissioners, and those assisting the Board of Commissioners, including the Sharia Supervisory Board: 13.5% (thirteen point five percent). A portion of this tantiem will be paid in cash, and in accordance with OJK Regulation No. 45/POJK.03/2015, a portion of the tantiem for the Board of Commissioners and Board of Directors will be deferred in the form of cash and shares through the Long-Term Incentive Program

   The Board of Directors is granted the authority to distribute these amounts among the eligible recipients while ensuring compliance with applicable rules and regulations.
3. Granting authority and power to the Board of Commissioners to determine the remuneration for the Company's Management, including the Board of Directors, Board of Commissioners, and those assisting the Board of Commissioners, including the Sharia Supervisory Board for the 2024 fiscal year, while considering recommendations from the Remuneration and Nomination Committee and reporting this in the Annual Report.

Status: Realized

Third Meeting Agenda

Granting Power of Attorney to the Board of Commissioners to Appoint a Public Accounting Firm to Audit the Company's Financial Statements for the 2024 Financial Year.

There were no Shareholders asking Questions and/or providing opinions

Voting Results
Agree : 12,447,060,646 Shares (99.168%) consisting of Series A: 11,934,147,982 Shares and Series B: 512,912,664 Shares
Disagree : 104,380,056 Shares (0.83%) which are all Series B Shares
Abstain : 24,800 Shares (0.00019%) which are all Series B Shares

Decision
Approved to grant authorization to the Board of Commissioners to appoint a public accounting firm to audit the company's f inancial statements for the 2024 financial year.

Status: Realized

Fourth Meeting Agenda

Approval of the Company's Corporate Action

There were no Shareholders asking Questions and/or providing opinions

Voting Results
Agree : 12,021,661,182 Shares (95.778%) consisting of Series A: 11,934,147,982 Shares and Series B: 87,513,200 Shares
Disagree : 529,779,220 Shares (4.22%) which are all Series B Shares
Abstain : 25,100 Shares (0.0002%) which are all Series B Shares

Decision
To approve the Company's Corporate Action in the form of Capital Participation to Bank Lampung for the process of forming a Bank Business Group (KUB) as referred to in OJK Regulation Number 12/POJK.03/2020 concerning Commercial Bank Consolidation.

Status: Realized

Fifth Meeting Agenda

Changes to Pension Fund Regulations

There were no Shareholders asking Questions and/or providing opinions

Voting Results
Agree : 12,048,072,482 Shares (95.989%) consisting of Series A: 11,934,147,982 Shares and Series B: 113,924,500 Shares
Disagree : 502,637,520 Shares (4.0046%) which are all Series B Shares
Abstain : 755,500 Shares (0.006%) which are all Series B Shares

Decision
1. Approve the amendment to the Pension Fund Regulations.
2. Approved to authorize the Pension Fund Founder, namely the Board of Directors to give approval if in the future there are changes to the Pension Fund regulations that affect funding, in accordance with the Company's financial condition.

Status: Realized

Sixth Meeting Agenda

Changes in the Composition of the Company's Management

There were no Shareholders asking Questions and/or providing opinions

Voting Results
Agree : 12,020,956,982 Shares (95.77%) consisting of Series A: 11,934,147,982 Shares and Series B: 86,809,000 Shares
Disagree : 530,482,020 Shares (4,226%) which are all Series B Shares
Abstain : 26,500 Shares (0.0002%) which are all Series B Shares

Decision

1. Honorably discharged the Members of the Board of Commissioners and the Board of Directors from office, effective as of the close of the meeting with gratitude for their contribution of energy and thought during their tenure in the Company, namely:

President Commissioner	:	Alm. Suprajarto
Independent Commissioner	:	Candra Fajri Ananda
Director of Compliance	:	Tonny Prasetyo

2. Approved and appointed the Company's Management as follows:

Director of Compliance	:	Umi Rodiyah

Effective as of the closing of the Meeting with the term of office ending at the closing of the 5th (fifth) Annual General Meeting of Shareholders from the date of appointment, or after the successor passes the Fit and Proper Test by the Financial Services Authority.

Therefore, the composition of the Company's Management is as followst:

Board of Commissioners		
President Commissioner	:	-
Independent Commissioner	:	Muhammad Mas'ud
Independent Commissioner	:	Sumaryono
Independent Commissioner	:	-
Commissioner	:	Adhy Karyono
Board of Directors		
President Director	:	Busrul Iman
Director of Finance, Treasury & Global Services	:	Edi Masrianto
Director of Micro, Retail & Medium	:	R. Arief Wicaksono
Director of IT & Digital	:	Zulhelfi Abidin
Director of Risk Management	:	Eko Susetyono
Director of Operations	:	Arif Suhirman
Director of Compliance	:	Umi Rodiyah

1. Granting authority to the Governor of East Java to conduct the selection process for candidates for the Company's Management whose terms have ended and/or in the event of a vacancy.
2. Regarding the filling of vacant positions on the Board of Commissioners, approval will be sought at the next General Meeting of Shareholders to be held by the Company, considering the current conditions. This process may exceed the time limit for filling vacant positions on the Board of Commissioners as stipulated in the Company's Articles of Association.
3. Granting authority to the Board of Commissioners to appoint one (1) member among them as the Appointed Commissioner, who will have the duty and authority to coordinate the administration of general activities to facilitate the Board of Commissioners' tasks, due to the vacant position of the President Commissioner.
4. Granting authority to the Board of Commissioners to determine the remuneration of the appointed Directors until the announcement of the results of the Fit and Proper Test by the Financial Services Authority (Otoritas Jasa Keuangan), considering the recommendations of the Remuneration and Nomination Committee.
3. Granting authority and power to the Board of Directors, with the right of substitution, to carry out all necessary processes and actions, including notifications to regulators, as required by applicable laws and regulations.

Status: Realized

The Implementation of The Extraordinary General Meeting on September 26, 2024 and its Realization

Information	Announcement	Invitation	Implementation	GMS Results
Notification regarding the Meeting to be held was submitted to the Financial Services Authority (Otoritas Jasa Keuangan) via letter No. 063/250/ DIR/CSE/Srt dated August 12, 2024.	Announcement of the Meeting Invitation to Shareholders was advertised on the Indonesia Stock Exchange (IDX) website, the PT Kustodian Sentral Efek Indonesia (KSEI) website, and the Company's website via letter No. 063/256/DIR/CSE/Srt dated August 20, 2024. The announcement was published in both Indonesian and English.	Publication of the Meeting Invitation to Shareholders was advertised on the IDX website, the PT KSEI website, and the Company's website via letter No. 063/264/DIR/ CSE/Srt dated September 4, 2024. The invitation was published in both Indonesian and English.	The Meeting was held on Thursday, September 26, 2024, at the Bank Jatim Head Office.	- Summary Minutes of the Meeting were submitted to the Financial Services Authority via letter No. 063/624/CSE/CMAI/ Srt dated September 30, 2024. - Official Minutes of the Meeting were submitted to the Financial Services Authority via letter No. 063/702/CSE/CMAI/ Srt dated October 17, 2024.

Vote Counting Independent Parties

The Company appointed independent parties, namely Notary Sitaresmi Puspadewi Subianto and and PT Datindo Entrycom in calculating and/or validating votes.

Attendance Recapitulation at The Extraordinary GMS In 2024

The Board of Commissioners and Directors of Bank Jatim who attended the 2024 Extraordinary GMS were as follows.

No.	Name	Position	Attandance
1.	Muhammad Mas'ud	Independent Commissioner	Present
2.	Sumaryono	Independent Commissioner	Present
3.	Kh. Afifuddin Muhajir	Sharia Supervisory Board	Present (in the Meeting attend online)
4.	Sukadiono	Sharia Supervisory Board	Present
5.	Busrul Iman	President Director	Present
6.	Edi Masrianto	Director of Finance, Treasury & Global Services (at the time of the GMS, concurrently serves as Acting Director of Operations)	Present
7.	Arif Suhirman	Director of Operations (at the time of the GMS, concurrently serves as Acting Director of Compliance)	Present
8.	R. Arief Wicaksono	Director of Micro, Retail & Medium	Present
9.	Umi Rodiyah	Director of Compliance	Not present (during the meeting due to illness)
10.	Zulhelfi Abidin	Director of IT & Digital	Present
11.	Eko Susetyono	Director of Risk Management	Present

Decisions and Realization of The Extraordinary GMS In 2024

First Meeting Agenda

Amendments to the Articles of Association

No Shareholders raised any questions and/or provided opinions.

Voting Results
Agree : 11,985,106,682 Shares (97.0131816%) consisting of Series A: 11,934,147,982 Shares and Series B: 50,958,700 Shares.
Disagree : 368,393,661 shares (2.9819544%) all of which are Series B shares.
Abstain : 600,900 Shares (0.0048640%) which are all Series B Shares.

Decision
1. Approving the amendments to the Company's Articles of Association to align with OJK Regulation No. 12 of 2023 concerning Sharia Business Units, specifically:
   - Article 16, Paragraph 1 on the Duties & Authorities of the Board of Directors: The Board of Directors is fully responsible for managing the Company and developing the Sharia Business Unit.
   - Article 19, Paragraph 2, Point D on the Duties & Authorities of the Board of Commissioners: Assisting and encouraging efforts for the development and growth of the Company as well as the Sharia Business Unit.
2. Granting power and authority to the Board of Directors to take the necessary follow-up actions regarding the amendments to the Articles of Association, including notification to the relevant authorities in accordance with applicable laws and regulations.

Status: Realized

Second Meeting Agenda

Approval of the Company's Corporate Action

No Shareholders raised any questions and/or provided opinions.

Voting Results
Agree : 12,134,127,082 Shares (98.2194240%) consisting of Series A: 11,934,147,982 Shares and Series B: 199,979,100 Shares.
Disagree : 219,372,261 shares (1.7757039%) which are all Series B shares.
Abstain : 601,900 Shares (0.0048721%) which are all Series B Shares.

Decision
Approved the Company's Corporate Action in the form of Capital Participation to Bank Banten amounting to IDR10,000,000,000.00 (ten billion rupiah) which will be continued in the KUB stage process.

Status: Realized

Third Meeting Agenda

Changes in the Composition of the Company's Management

No Shareholders raised any questions and/or provided opinions.

Voting Results
Agree : 11,981,833,482 Shares (96.9866868%) consisting of Series A: 11,934,147,982 Shares and Series B: 47,685,500 Shares.
Disagree : 371,665,261 shares (3.0084363%) all of which are Series B shares.
Abstain : 602,500 Shares (0.0048769%) which are all Series B Shares.

Decision

3. Approving and appointing the Company's Management.
   Independent Commissioner: Dadang Setiabudi
   Effective from the closing of the meeting, with a term ending at the close of the 4th (fourth) Annual General Meeting of Shareholders from the date of appointment, or after a successor has passed the Fit and Proper Test conducted by the Financial Services Authority.
   Accordingly, the composition of the Company's Management is as follows:

Board of Commissioners		
Commissioners	:	Adhy Karyono
Independent Commissioner	:	Muhammad Mas'ud
Independent Commissioner	:	Sumaryono
Independent Commissioner	:	Dadang Setiabudi

Sharia Supervisory Board		
Sharia Supervisory Board	:	KH. Afifuddin Muhajir
Sharia Supervisory Board	:	Sukadiono
Board of Directors		
President director	:	Busrul Iman
Director of Micro, Retail and Medium	:	R. Arief Wicaksono
Director of Compliance	:	Umi Rodiyah
Director of Finance, Treasury & Global Services	:	Edi Masrianto
Director of Operations	:	Arif Suhirman
Director of IT & Digital	:	Zulhelfi Abidin
Director of Risk Management	:	Eko Susetyono

4. Granting authority to the Governor of East Java to conduct the selection process for candidates for the Company's Management whose terms have ended and/or in the event of a vacancy.
5. Regarding the filling of vacant positions in the Board of Commissioners, approval will be sought at the nearest General Meeting of Shareholders to be held by the Company, considering the current circumstances. This process may exceed the time limit for filling vacant positions in the Board of Commissioners as stipulated in the Company's Articles of Association.
6. Granting power to the Board of Commissioners to determine the remuneration of the appointed Board of Commissioners until the announcement of the results of the Fit and Proper Test by the Financial Services Authority (OJK), taking into account recommendations from the Remuneration and Nomination Committee.
7. Granting power and authority to the Board of Directors, with the right of substitution, to carry out all necessary processes and actions, including notifying regulatory authorities as required by applicable laws and regulations.

Status: Realized

Implementation of The Extraordinary GMS on December 11, 2024 and its Realization

Information	Announcement	Invitation	Implementation	GMS Result
Notification of the Meeting to the Financial Services Authority (OJK) with letter number 063/388/DIR/CSE/Srt dated October 25, 2024.	Publication of an announcement regarding the upcoming Meeting Invitation to the Shareholders on the websites of the Indonesia Stock Exchange, PT Kustodian Sentral Efek Indonesia, and the Company's website with letter number 063/396/DIR/CSE/Srt dated November 4, 2024. The announcement is published in both Indonesian and English.	Publication of the Meeting Invitation to the Shareholders on the websites of the Indonesia Stock Exchange, PT KSEI, and the Company's website with letter number 063/422/DIR/CSE/Srt dated November 19, 2024. The invitation is published in both Indonesian and English.	The Meeting will be held on Thursday, December 11, 2024, at the Bank Jatim Head Office.	- Submission of the Meeting Summary to the Financial Services Authority (OJK) with letter number 063/470/DIR/CSE/Srt dated December 13, 2024. - Submission of the Minutes of Meeting to the Financial Services Authority (OJK) with letter number 064/02/DIR/CSE/Srt dated January 3, 2025.

Vote Counting Independent Parties

The Company appointed independent parties, namely Notary Sitaresmi Puspadewi Subianto and and PT Datindo Entrycom in calculating and/or validating votes.

Attendance Recapitulation at The 2024 Extraordinary GMS

The Board of Commissioners and Directors of Bank Jatim presented at the 2024 Extraordinary GMS were as follows.

No.	Name	Position	Attandance
1.	Muhammad Mas'ud	Independent Commissioner	Present
2.	Sumaryono	Independent Commissioner	Present
3.	Dadang Setiabudi	Independent Commissioner	Present
4.	Kh. Afifuddin Muhajir	Sharia Supervisory Board	Not present
5.	Sukadiono	Sharia Supervisory Board	Not present
6.	Busrul Iman	President Director	Present
7.	Edi Masrianto	Director of Finance, Treasury & Global Services	Not present
8.	Arif Suhirman	Director of Operations	Present
9.	R. Arief Wicaksono	Director of Micro, Retail & Medium (at the time of the GMS, concurrently serves as Acting Director of Finance, Treasury & Global Services)	Present
10.	Umi Rodiyah	Director of Compliance	Present
11.	Zulhelfi Abidin	Director of IT & Digital	Present
12.	Eko Susetyono	Director of Risk Management	Present

Decisions and Implementation of The 2024 Extraordinary General Meeting of Shareholders

First Meeting Agenda
Approval of the Company's Corporate Action
No Shareholders raised any questions and/or provided opinions.
Voting Results Agree : 11,730,556,025 Shares (97.599%) consisting of: Series A 11,614,904,525 Shares, Series B 115,651,500 Shares Disagree : 288,379,130 Shares (2,399%) which are all Series B Shares Abstain : 121,100 Shares (0.001%) which are all Series B Shares.
Decision Approving the Company's Corporate Actions in the form of: - Capital participation in Bank Sultra of up to IDR 100 billion. - Capital participation in Bank NTT ranging from IDR 50 billion to IDR 100 billion. The Company's capital participation is carried out in accordance with East Java Provincial Regulation No. 8 of 2019 concerning Regional-Owned Enterprises and is part of the process of forming a Banking Business Group **Status: Realized**

Second Meeting Agenda
Adjustment of the Company's Management Nomenclature
No Shareholders raised any questions and/or provided opinions.
Voting Results Agree : 11,817,283,625 Shares (98.321%) consisting of: Series A 11,614,904,525 Shares, Series B 202,379,100 Shares Disagree : 201,624,139 Shares (1.677%) which are all Series B Shares Abstain : 148,500 Shares (0.001%) which are all Series B Shares.

Decision

4. Approved the change in the nomenclature of the Company's management, namely the Board of Directors:

Old Nomenclature	New Nomenclature
President director	President Director
Director of Micro, Retail and Medium	Director of Micro Business, Retail & Sharia Business
Director of Risk Management	Director of Risk Management
Director of IT & Digital	Director of IT, Digital & Operations
Director of Operations	Director of Medium Business, Corporate & Network
Director of Finance, Treasury & Global Services	Director of Finance, Treasury & Global Service
Director of Compliance	Director of Compliance

New Nomenclature	Name of Directors
President Director	Busrul Iman
Director of Micro Business, Retail & Sharia Business	R. Arief Wicaksono
Director of Risk Management	Eko Susetyono
Director of IT, Digital & Operations	Zulhelfi Abidin
Director of Medium Business, Corporate & Network	Arif Suhirman
Director of Finance, Treasury & Global Service	Edi Masrianto
Director of Compliance	Umi Rodiyah

1. Granting power and authority to the Board of Directors to make adjustments to the Company's Organizational Structure for the change in nomenclature.
2. Granting power and authority to the Board of Directors with the right of substitution to carry out all necessary processes and actions including notification to regulatory parties as required by applicable laws and regulations.

Status: Realized

Implementation of Annual GMS For Fiscal Year 2022 and Its Realization

Information	Announcement	Invitation	Implementation	GMS Result
Notifying the Financial Services Authority that a meeting would be held with the letter number: 062/056/DIR/CSE/Srt date February 24, 2023	Advertising the announcement regarding the Invitation of Meeting to the Shareholders on the website of the Indonesia Stock Exchange, the website of PT Kustodian Sentral Efek Indonesia and the Company's website on February 8, 2022 the Company's website with letter number 062/091/DIR/CSE/Srt date March 3, 2023. Announcements are delivered in Indonesian and English	Advertising the Invitation to Shareholders on the Indonesia Stock Exchange website, PT KSEI website, the Company's website with letter number 062/107/DIR/CSE/Srt date March 21, 2023. Calls are delivered in Indonesian and English.	Held on April 12, 2023, at the Bank Jatim Head Office	- Submission of Summary of Minutes to Financial Services Authority number 062/149/DIR/CSE/Srt dated April 14, 2023 - Submission of Summary of Minutes to Financial Services Authority number 062/190/DIR/CSE/Srt dated May 9, 2023

Vote Counting Independent Parties

The Company appointed independent parties, namely Notary Sitaresmi Puspadewi Subianto and and PT Datindo Entrycom in calculating and/or validating votes.

Attendance Recapitulation at The Annual GMS for Fiscal Year 2022

The Board of Commissioners and Directors of Bank Jatim who attended the 2022 Annual GMS are as follows.

No.	Name	Position	Attendance
1.	Suprajarto	President Commissioner	Present
2.	Muhammad Mas'ud	Independent Commissioner	Present
3.	Heru Tjahjono	Commissioner	Present
4.	Candra Fajri Ananda	Independent Commissioner	Present
5.	Sumaryono	Independent Commissioner	Present
6.	Busrul Iman	President Director	Present
7.	Edi Masrianto	Director of Finance, Treasury & Global Services	Present
8.	Tony Prasetyo	Pgs. Compliance	Present
9.	R. Aried Wicaksono	Director of Micro, Retail & Medium	Present
10.	Eko Susetyono	Director of Risk Management	Present
11.	Zulhelfi Abidin	Director of IT & Digital	Present
12.	Eko Susetyono	Director of Risk Management	Present

Decisions and Realization of the Annual GMS for Fiscal Year 2022

First Meeting Agenda

Approval of the Company's Annual Report regarding the Condition and Operation of the Company during the 2022 Financial Year, including the Report on the Implementation of the Supervisory Duties of the Board of Commissioners during the 2022 Financial Year and the Ratification of the Company's Financial Statements for the 2022 Financial Year.

The total of Shareholders submitting Questions and/or providing opinions was 3 (three) people.

Voting Results
Agree : 12,638,735,377 shares (99.940%) consisting of Series A: 11,862,056,231 shares and Series B: 776,679,146 shares
Disagree : 30,100 shares (0.0002%) which are all Series B shares
Abstain : 7,449,176 shares (0.058%) which are all series B shares

Decision
1. Approve and certify:
   a. The Company's Annual Report that has been submitted by the Board of Directors for the 2022 Fiscal Year.
   b. Supervisory Task Report that has been submitted by the Board of Commissioners for Fiscal Year 2022.
   c. The Company's Financial Statements for the financial year ended December 31, 2022 which have been audited by the Public Accounting Firm of Paul Hadiwinata, Hidajat, Arsono, Retno, Palilingan & Partner in accordance with the Independent Auditor's Report dated February 13, 2023, with a Fair opinion in all material respects.
2. With the approval and ratification of the Annual Report, Report on the Supervisory Duties of the Board of Commissioners and the Company's Financial Statements for the 2022 Financial Year, the Meeting granted full discharge and release from responsibilities (acquit et de charge) to all members of the Board of Directors for management actions and to all members of the Board of Directors. Commissioner for supervisory actions that have been carried out during the financial year ending on December 31, 2022 to the extent of such actions reflected in the Company's Financial Statements.

Status: Realized

Second Meeting Agenda

Determination of the use of the Company's net profit for the financial year 2022 including the provision of bonuses for employees as well as bonuses and remuneration for the Board of Directors and the Board of Commissioners.

The total of Shareholders submitting Questions and/or providing opinions was 2 (two) people.

Voting Results
Agree : 12,463,237,845 shares (98.553%) consisting of Series A: 11,862,056,231 shares and Series B: 601,181,614 shares
Disagree : 182,845,508 shares (1.445%) which are all Series B shares
Abstain : 131,300 shares (0.001%) which are all series B shares

Decision

1. Approving of the use of the Company's profits for the Fiscal Year of 2022, as follows:
   a. In the amount of IDR 797.793.173,38 (seven hundred ninety seven billion one hundred seventy two million seven hundred ninety three thousand one hundred seventy three Rupiah point thirty eight cents) or 51,667% (fifty-one point sixty-six percent) of the net profit for the Fiscal Year of 2022 is set as cash dividend for the Fiscal Year of 2022, so it amounts IDR 53,09 (fifty three point zero nine cents) per share, designated as cash dividend for the Fiscal Year of 2022 will be distributed in cash to all shareholders registered in Register of Shareholders of the Company as of May 2, 2023 and paid on May 12, 2023. Furthermore, granting power and authority to the Board of Directors to regulate the procedure for the payment of the cash.
   b. In the amount of IDR 745.651.466,62 (seven hundred forty five billion six hundred fifty one million six hundred one thousand four hundred sixty six rupiah point sixty two cents) or 48,33% (forty-eight point thirty-three percent) set as General Reserve.
2. Furthermore, in accordance with the provisions of the applicable Financial Accounting Standards Regulations, we propose to determine the distribution of employee bonuses and tantiem for the Company's Management, such as the Board of Directors and the Board of Commissioners including the Sharia Supervisory Board along with those who assist the Board of Commissioners, the duties of the Board of Commissioners, including the Sharia Supervisory Board for the Fiscal Year of 2022, an allowance of IDR 385.706.139.127,45 (three hundred eighty five billion seven hundred six million one hundred thirty nine thousand one hundred twenty seven Rupiah point forty five cents) with the same percentage distribution as the previous year, as follows:
   a. Employee bonus of 85% (eighty-five percent).
   b. The Tantiem of the Company's Management, such as the Board of Commissioner along with those who assist the duties of the Board of Commissioner, including Sharia Supervisory Board of 15% (fifteen percent). Of the total that will be paid in cash and in accordance with the provisions of POJK Number 45/POJK.03/2015, mainly for the Board of Commissioners and the Board of Directors, there will be the retained tantiem in cash and shares through Long Term Incentive program.
3. Granting authority and power to the Board of Commissioners to determine the remuneration of the Company's management, such as the Board of Directors and the Board of Commissioners together with those who assist the duties of the Board of Commissioners including the Sharia Supervisory Board in 2023 by considering the proposals from the Remuneration and Nomination Committee and reporting on the Annual Report.

Status: Realized

Third Meeting Agenda

Granting Power of Attorney to the Board of Commissioners to Appoint a Public Accounting Firm to Audit the Company's Financial Statements for the 2023 Financial Year.

There were no Shareholders asking Questions and/or providing opinions

Voting Results

Agree : 12,486,364,745 shares (98.735%) consisting of Series A: 11,862,056,231 shares and Series B: 624,308,514 shares
Disagree : 159,719,108 shares (1.262%) which are all Series B shares
Abstain : 130,800 shares (0.001%) which are all series B shares

Decision

Approved to grant authorization to the Board of Commissioners to appoint a public accounting firm to audit the company's f inancial statements for the 2023 financial year.

Status: Realized

Fourth Meeting Agenda

Approval of the Company's Corporate Action

The total of Shareholders submitting Questions and/or providing opinions was 1 (one) people.

Voting Results

Agree : 12,002,342,731 shares (94.908%) consisting of Series A: 11,862,056,231 shares and Series B: 140,286,500 shares
Disagree : 643,740,622 shares (5.090%) which are all Series B shares
Abstain : 131,300 shares (0.001%) which are all series B shares

Decision

Approving the corporate action of capital participation in Bank NTB Syariah of a maximum of 15% of the total of paid-up equity participation of shareholders of the Province, Regency and City of West Nusa Tenggara Government. The said equity participation of Bank Jatim is part of the formation process of a Bank Business Group (KUB) as referred to POJK Number 12/POJK.03/2020 concerning the consolidation of commercial banks, currently in the due diligence stage, which the implementation is carried out with due observance of the applicable statutory. This equity participation is in terms of the satisfaction of Regional Regulation of East Java Province No. 8 of 2019 concerning Regional-Owned Enterprises.

Status: Realized

Fifth Meeting Agenda

Changes to Article of Association

There were no Shareholders asking Questions and/or providing opinions

Voting Results

Agree : 12,002,543,631 shares (94.910%) consisting of Series A: 11,862,056,231 shares and Series B: 140,487,400 shares
Disagree : 643,540,122 shares (5.088%) which are all Series B shares
Abstain : 130,900 shares (0.001%) which are all series B shares

Decision

1. Approving changes to the Company's Articles of Association, as follows:
   a. Changes related the adjustment to:
      - Law of the Republic of Indonesia Number 7 of 1992 concerning Banking as amended several times, lastly by Law of the Republic of Indonesia Number 6 of 2023 concerning the Stipulation of Governmental Regulations in Lieu of Law Number 2 of 2022 concerning Job Creation into Law.
      - Regulation of Statistic Central Agency Number 2 of 2020 regarding Indonesian Business Classification Standard.

      In article I 3 regarding purpose, objectives, and business activities.
   b. Supplement to the provisions related to "quorum of Decisions of GMS in case the management (the Board of Directors and the Board of Commissioners) occurs, either nomination, dismissal, or approval for resignation in Article 14 Section (4).
   c. Other changes in Articles of Association of PT Bank Jatim are editorial adjustment as follows:
      - Addition to the provision of term "Good Governance" in "Good Corporate Governance" of Article 16 section (4)
      - Adjustment to the provisions of Duties and Authorities of the Board of Directors in article 16 section 10.D.1. The phrase "Credit Relief" becomes "Credit Written-off"
      - Changes to Drafting of "Regulation of Bapepam LK Number .X.K.2" becomes "in the Capital Market Sector" Article 22 Section (6) Work Plan, Fiscal Year, and Annual Report.
      - Adjustment to the Mention of "Minister" becoming "Minister of Law and Human Rights" of Article 4 (Capital) section (7) and Article 14 (Quorum, Voting Rights, Decision and Code of Conduct) section (3).
      - Changes to the Term "Bank Indonesia" becoming "Financial Services Authority".
      - Adjustment to the Term "General Meeting of Shareholders" becoming "GMS."
      - Consistency of the Use "A" Letter (Captal Letter) in "Article" and "s" (small letter) in "section".
      - Adjustment to the point reference in Article of Articles of Assocation by referring to point in Article of Articles of Association, such as in Article 14 section (2) point a number 2 and 3.
2. Granting power and authority to the Company's Board of Directors with the right of substitution to carry out all required actions related to decision of the agenda of this Meeting, including drafting and restament all Articles of Association in a notarial deed and, accordinglu, submitting to the authorized party including regulator to obtain approval or receipt of notification of changes to Article of Association.

Status: Realized

Sixth Meeting Agenda

Changes in the Composition of the Company's Management

The total of Shareholders submitting Questions and/or providing opinions was 1 (one) people.

Voting Results

Agree : 11,896,417,553 shares (94.070%) consisting of Series A: 11,829,395,753 shares and Series B: 67,021,800 shares
Disagree : 748,860,300 shares (5.921%) consisting of Series A: 32,660,478 shares and Series B: 716,199,822 shares
Abstain : 936,800 shares (0.007%) which are all series B shares

Decision

1. Honorably discharging members of the Board of Commissioners and members of the Sharia Supervisory Board whose their term of office has ended, as follows:
   Independent Commissioner : Muhammad Mas'ud
   Commissioner : Heru Tjahjono
   Sharia Supervisory Board : KH Affifudin
   Sharia Supervisory Board : Saad Ibrahim
   Starting from the closing of the meeting with the greatest gratitude.
2. Approving and nominating the Company's Management, consisting of the Board of Commissioners, the Board of Directors, and Sharia Supervisory Board, as follows:
   a. Independent Commissioner : Muhammad mas'ud
      Commissioner : Adhy Karyono*
      Starting from the closing of this Meeting with a term of office until the closing of the 4th (Fourth) Annual General Meeting of Shareholders since their nomination date, or after their substitute have passed compliance and performance assessment by the Financial Services Authority.
      *applicable since passing compliance and performance assessment by the Financial Services Authority.
   b. Director of Compliance : Tony Prasetyo
      Starting from the closing of this Meeting with a term of office until the closing of the 1st (First) Annual General Meeting of Shareholders since their nomination date, or after their substitute have passed compliance and performance assessment by the Financial Services Authority.
      *applicable since passing compliance and performance assessment by the Financial Services Authority.
   c. Director of Operations : Arif Suhirman
      Starting from the closing of this Meeting with a term of office until the closing of the 5th (Fifth) Annual General Meeting of Shareholders since their nomination date, or after their substitute have passed compliance and performance assessment by the Financial Services Authority.
      *applicable since passing compliance and performance assessment by the Financial Services Authority.
   d. Sharia Supervisory Board : KH Affifudin
      Sharia Supervisory Board : Sukadiono*
      Starting from the closing of this Meeting with a term of office until the closing of the 4th (Fourth) Annual General Meeting of Shareholders.
      *applicable after obtaining recommendations from National Sharia Supervisory Board-the Ulema Council of Indonesia and receiving approval from the Financial Services Authority.

3. GMS grants power to the Board of Commissioners to make structural division of Head and Member of Sharia Supervisory Board. Hence, the composition of the Company's Management consists of:

Board of Commissioners		
President Commissioner	:	Suprajarto
Independent Commissioner	:	Muhammad Mas'ud
Independent Commissioner	:	Sumaryono
Independent Commissioner	:	Candra Fajri Ananda
Independent Commissioner	:	Adhy Karyono
Board of Directors		
President Director	:	Busrul Iman
Director of Micro, Retail and Medium	:	R. Arief Wicaksono
Director of Compliance	:	Tonny Prasetyo
Director of Finance, Treasury & Global Services	:	Edi Masrianto
Director of Operations	:	Arif Suhirman
Director of IT & Digital	:	Zulhelfi Abidin
Director of Risk Management	:	Eko Susetyo
Sharia Supervisory Board		
Sharia Supervisory Board	:	KH. Affifudin
Sharia Supervisory Board	:	Sukadiono

4. Granting power to the Board of commissioners to stipulate remuneration of the Board of Directors appointed until the notification of the results of compliance and performance assessment of the Financial Services Authority by considering recommendations from Remuneration and Nomination Committee.
5. Granting power and authority to the Board of Directors with the right of substitution to carry out all necessary process and actions, including notification of the regulations as required in the applicable laws and regulations.

Status: Realized

GMS Decisions in the Fiscal Year and 1 (One) Year Prior to the Fiscal Year Realized in the Fiscal Year

All decisions of the 2024 GMS have been realized in 2024 and the 2023 GMS has been realized in 2023. So there were no decisions of the 2023 GMS that have not been realized in 2024.

Board of Directors

The Board of Directors is an organ of the Company which is authorized and responsible for carrying out all actions related to the management and ownership of the Bank for the interest of the Bank in accordance with the Bank's aims and objectives.

Duties and Responsibilities of The Board of Directors

The duties and responsibilities of the Board of Directors were stipulated in the Board of Directors Work Guidelines. The duties and responsibilities of the Board of Directors are as follows:

1. The Board of Directors is in charge of running and being responsible for the management of the Company for the benefit of the Company in accordance with the aims and objectives of the Company as stipulated in the Articles of Association, including reviewing, monitoring and supervising the Company's strategy.
2. Each member of the Board of Directors must carry out their duties and responsibilities in good faith, with full responsibility and prudence.
3. Each member of the Board of Directors is jointly and severally responsible for the loss of the issuer or public company caused by errors or negligence of the members of the Board of Directors in carrying out their duties.
4. Members of the Board of Directors cannot be held liable for the loss of the issuer or company if it can prove:
   a. The loss is not due to an error or negligence.
   b. Has carried out management in good faith, full of responsibility and prudence for the interests and in accordance with the aims and objectives of the Company.
   c. Has no conflict of interest, either directly or indirectly, over management actions that result in losses.
   d. Has taken steps to prevent the loss from arising or continuing.

Rights and Authority of The Board of Directors

The rights and authority of the Board of Directors are as follows:

1. Members of the Board of Directors are given a salary including the facilities and/or allowances. The amount of salary along with the facilities and/or allowances of members of the Board of Directors is determined based on the resolution of the GMS and the authority of the GMS is delegated to the Board of Commissioners.
2. The Board of Directors appoints and dismisses the Bank's employees based on the Bank's employment regulations and prevailing laws and regulations.
3. The Board of Directors determines the organizational structure and work procedures of the Bank by reporting to the commissioners.
4. The Board of Directors has the right to represent the company, both inside and outside the court on all matter, bind the company with other parties and vice versa, conduct out all actions in every event, both regarding management and ownership.
5. The Board of Directors may in writing delegate the authority to represent the Company (as referred to in point 4 above) to one or several members of the Board of Directors who have been specifically appointed or to one or several employees of the Company, either individually or together, or to another person or entity.
6. The division of management tasks and authorities among the members of the Board of Directors is determined based on a decision of the GMS, in the event that the GMS does not stipulate, the distribution of duties and authority of the members of the Board of Directors is determined based on the decision of the Board of Directors.
7. The Board of Directors based on applicable legislation can do the following:
   a. Issue bonds.
   b. Buy, sell or otherwise obtain or release rights to inventory items belonging to the bank.
   c. Binding the Bank as a guarantor of third party obligations.
   d. Mortgaging Bank goods.
   e. Equity participation in other companies insofar as they do not conflict with applicable laws and regulations.
   f. Set up new business units.
8. The Board of Directors for certain actions has the right to appoint one or more representatives or proxies by giving him the power regulated in a power of attorney. Members of the Board of Directors are prohibited from giving general power of attorney to other parties which results in the transfer of duties and functions of the Board of Directors.
9. In terms of the Company has contrary interests to the personal interests of the Board of Directors member, then the Company will be represented by another member of the Board of Directors and in the event that the Company has an interest that is contrary to the interests of all members of the Board of Directors, in this case the Company is represented by the Commissioner.
10. The Board of Directors has the right to write off claims on interest, fines and / or other costs other than the principal amount of credit while adhering to the prevailing laws and regulations.
11. The Board of Directors had the right to receive remuneration as a reward determined and given to members of the Board of Directors, both permanent and variable, in cash or in cash in accordance with their duties, powers and responsibilities.

Term of Office of The Board of Directors

The term of office of members of the Board of Directors Directors is a maximum of 5 (five) years from the date specified in the GMS of appointment and ends at the close of the 5th (fifth) Annual GMS after the date of appointment or until the closing of the Annual GMS at the end of 1 (one) term of office, unless stipulated otherwise in the GMS, and may be reappointed for a second term if they have demonstrated

good performance by achieving the targets set by the General Meeting of Shareholders for each Director, without prejudice to the rights of the General Meeting of Shareholders to dismiss them at any time based on reasons specified in the Articles of Association.

Requirements for The Board of Directors

Structure and Membership

1. The Company is managed and led by a Board of Directors consisting of at least 4 (four) Directors, one of whom is appointed as President Director.
2. The members of the Board of Directors are appointed and dismissed by the GMS.
3. Detailed procedures for the appointment of members of the Board of Directors will be stated in a resolution of the GMS.

General Requirement

To be appointed as a member of the Board of Directors, the following requirements are met:

1. Healthy as physically and spiritually.
2. Have expertise, integrity, leadership, experience, honesty, good behavior, and high dedication to advancing and developing the company.
3. Understand the implementation of regional government.
4. Understand the management of the company.
5. Have adequate knowledge in the field of business of the company.
6. The minimum degree is Strata I (S-1).
7. Minimum 5 (five) years of work experience in the managerial f ield of a legal entity company and has led a team.
8. Never been a member of the Board of Directors, member of the Supervisory Board, or member of the Board of Commissioners who was found guilty of causing the business entity to be led to be declared bankrupt.
9. Never been punished for committing a crime that was detrimental to state finances or regional finances.
10. Not currently undergoing criminal sanctions.
11. Not being an administrator of a political party, candidate for regional head or candidate for deputy regional head, and/or candidate for member of the legislature.
12. Not a member of the Indonesian National Army Forces, Indonesian National Police, and/or Civil Servant, except for Civil Servants assigned as temporary Directors as regulated in East Java Provincial Regulation Number 8 of 2019 concerning Regional Owned Enterprises.
13. Has fulfilled 3 (three) kinds of requirements, namely Formal Requirements, Material Requirements, and Other Requirements, among others:
    a. Formal Terms
       Indonesian Citizens who:
       - Trust in the Almighty God.
       - Loyal and obedient to the state and government of the Republic of Indonesia.
       - Not involved directly or indirectly in treasonous activities to the Republic of Indonesia.

       Individuals who are capable of carrying out legal actions, unless within 5 (five) years prior to the appointment the person concerned has:
       - Declared bankrupt.
       - Being a member of the Board of Directors or Board of Commissioners who is found guilty of causing a company to be declared bankrupt.

    b. Material Terms
       - Having competence, good moral integrity. The person concerned had never been involved in:
         - Engineering acts and deviant practices in the management of the company/institution where the person concerned worked prior to nomination (behaving dishonestly).
         - Acts of default in accordance with the commitments that had been agreed with the company/institution where the person concerned works prior to nomination.
         - Actions categorized as being able to provide unlawful benefits in the company/institution where the person concerned works prior to nomination.
         - Acts categorized as a violation of the provisions relating to the principles of healthy company management (bad behavior).
       - Have expertise in the banking or financial institution sector, proven by a track record of at least the last 5 (five) years and attach a photocopy of a certificate from banking or financial institution training that has been attended.
       - Having expertise in banking or financial institutions, as evidenced by a track record of at least the last 5 (five) years and attach a photocopy of a certificate from training in banking or financial institutions that the person had attended.
       - The majority of members of the Board of Directors must have at least 5 (five) years of experience in the operational field, the lowest being a bank executive officer.
       - Having a high commitment to the progress and development of the company as well as a commitment to comply with laws and regulations.
       - Did not have non-performing credit/bad credit.
       - Having a risk management competency test certificate level 5 (five), by attaching a BSMR/LSPP certificate. Candidates who had level 4 (four) certificates could register and immediately complete BSMR/LSPP level 5 (five) to get approval from the Financial Services Authority.
       - Psychologically, the person concerned had an adequate level of Intellectual, emotional, and spiritual intelligence to carry out the duties as a member of the Board of Directors.

c. Other Terms
   - Willing to comply with the prevailing laws and regulations, especially in the banking sector.
   - Having no family relationship up to the second degree including fellow members of the Board of Directors or members of the Board of Commissioners.
   - Passing the fit and proper test in accordance with the provisions of the Financial Services Authority regarding the fit and proper test.

14. Candidates for the Board of Directors may come from Internal and/or external Bank Jatim.
    a. Candidates for the Board of Directors from the Bank's internal parties must meet the following requirements:
       - Active executive officers who were one level below the Board of Directors.
       - Serving at least 2 (two) different executive positions.
    b. For candidates for directors from external parties, the Bank must meet the following requirements:
       - Having experience as a professional by serving as an Executive Officer in a Bank/Non-Bank financial institution that operates nationally and/or has assets at least equal to the assets of Bank Jatim for the last 5 (five) years.
       - Having knowledge and/or expertise in the field required by the Issuer or Public Company.
15. Having a good financial track record as evidenced by documents that have been issued by the authorized agency.

Special Requirements

The members of the Board of Directors who will be appointed must meet special requirements, the details of which will be outlined in a GMS resolution. The company could develop special requirements which were details of competence and other things required for prospective members of the Board of Directors according to the needs of the company which would then be submitted and stated in the resolution of the GMS;

1. Never been a member of the Board of Directors and/or a member of the Board of Commissioners who during the tenure:
   a. Never holding an annual GMS.
   b. The responsibilities as a member of the Board of Directors and/or a member of the Board of Commissioners had never been accepted by the GMS or had not provided accountability as a member of the Board of Directors and/ or a member of the Board of Commissioners to the GMS.
   c. Having caused a company obtaining a permit, approval, or registration from the financial services authority to fail fulfilling the obligation to submit an annual report and/or financial report to the Financial Services Authority.
2. Especially for candidates for Directors proposed to be candidates for President Director were officials who had one level below the President Director and were still active as Directors of National Commercial Banks and/or had assets at least equal to the assets of Bank Jatim.

Board of Directors Guidelines and Work Procedures

The Board of Directors has the Board of Directors' Work Rules Guidelines as stated in the Board of Directors' Decree Number 063/03/76/DIR/CSE/KEP dated May 08, 2024, concerning the Standard Operating Procedure (SOP) for the Work of the Board of Directors of PT Bank Pembangunan Daerah Jawa Timur Tbk. This guideline is periodically evaluated and updated by referring to applicable regulations and provisions.

The Board of Directors work guidelines and procedures are binding for each member of the Board of Directors so that the Board of Directors can carry out the management of the Company efficiently, effectively, transparently, independently and accountably. The basis for the preparation of the guidelines for the work rules of the Board of Directors is the Law of the Republic of Indonesia No. 40 of 2007 concerning Limited Liability Companies, OJK Regulations relating to the Board of Directors and Board of Commissioners of Issuers or Public Companies, the Company's Articles of Association and other regulations.

The contents of the Board of Directors work code of conduct include the following:

1. Introduction
2. Principles, Values, and Ethics of the Board of Directors
3. Organization and Management of the Board of Directors
4. Replacement, Appointment, and Dismissal of the Board of Directors
5. Work Procedures
6. Meeting Workflow
7. Performance Evaluation and Remuneration of the Board of Directors
8. Documentation and Reporting

Duties of the Board of Directors

The Duties of the Board of Directors are as follows.

Table of Duties of the Board of Directors

Name	Position	Task field
Busrul Iman	President Director	Coordinating activities implementation of: - SEVP Corporate, Syndication, and Institutional - SEVP Consumer Banking - SEVP Sharia Business Unit - SEVP Corporate Transformation - SEVP Network and Services - Corporate Secretary - Audit Internal Division
Edi Masrianto	Director of Finance, Treasury & Global Services	Coordinating activities implementation of: - Accounting and Financial Management Division - Treasury Division - International Banking Division
R. Arief Wicaksono	Director of Micro, Retail & Medium	Coordinating activities implementation of: - Retail & Medium Credit Division - Micro Credit Division
Eko Susetyono	Director of Risk Management	Coordinating activities implementation of: - Risk Management Division - Credit Risk Analyst Division - Credit Restructuring and Recovery Division
Tonny Prasetyo*)	Director of Compliance	Coordinating activities implementation of: - Compliance & AML PPT Division - Legal Division - Policy and Procedure Division
Umi Rodiyah**)	Director of Compliance	Coordinating activities implementation of: - Compliance & AML PPT Division - Legal Division - Policy and Procedure Division
Arif Suhirman	Director of Operations	Coordinating activities implementation of: - Operations Division - General Affairs Division - Product Development Division - Credit Administration Unit
Zulhelfi Abidin	Director of IT & Digital	Coordinating activities implementation of: - Information Technology Division - Digital Banking Division - IT Security Unit

*) Dismissed at the Annual General Meeting of Shareholders for the 2023 Fiscal Year on February 07, 2024
**) Appointed at the Annual General Meeting of Shareholders (AGMS) for the 2023 Fiscal Year on February 07, 2024, and effective since the Decree of the Board of Commissioners of the Financial Services Authority dated July 01, 2024. Before Mrs. Umi Rodiyah became effective as the Director of Compliance, Mr. Arif Suhirman (Director of Operations) served as Acting Director of Compliance, while Mr. Zulhelfi Abidin (Director of IT & Digital) concurrently served as Acting Director of Operations.

Policy of Concurrent Position of Board of Directors

As a commercial bank, Bank Jatim was also guided by the Financial Services Authority Regulation Number 17 in 2023 concerning the Implementation of Governance for Commercial Banks, which regulated, among others:

1. Members of the Board of Directors are prohibited from holding concurrent positions:
   a. as a member of the Board of Directors, member of the Board of Commissioners, member of the Sharia Supervisory Board, or Executive Officer at a bank, company and/or other institution.
   b. in functional task areas in banking and/or non-banking financial institutions domiciled domestically or abroad.
   c. in other positions that may create conflicts of interest in the execution of duties as members of the Board of Directors; and/or
   d. in other positions in accordance with the provisions of laws and regulations.

2. It does not include concurrent positions as referred to in paragraph (1) in the event that the Board of Directors:
   a. are responsible for supervising the Bank's investments in subsidiary companies, performing functional duties as a member of the Board of Commissioners in non bank subsidiary companies controlled by the Bank;
   b. are responsible for supervising pension funds or performing duties as a member of the Supervisory Board of pension funds owned by the Bank;
   c. carry out duties as the acting director of the Bank; and/ or
   d. occupy a position in a non-profit organization or institution

   as long as it does not result in the individual neglecting their duties and responsibilities as a member of the Bank's Board of Directors.
3. The majority of members of the Board of Directors were prohibited from having family relationships to the second degree with fellow members of the Board of Directors and/ or with members of the Board of Commissioners.

Table of Concurrent Position of Board of Directors

Name	Position	Position in Other Companies/ Others Agencies	Name of Company / Other Agencies
Busrul Iman	President Director	-	-
Edi Masrianto	Director of Finance, Treasury & Global Services	-	-
R. Arief Wicaksono	Director of Micro, Retail & Medium	-	-
Eko Susetyono	Director of Risk Management	-	-
Tonny Prasetyo*)	Director of Compliance	-	-
Umi Rodiyah**)	Director of Compliance	-	-
Arif Suhirman	Director of Operations	-	-
Zulhelfi Abidin	Director of IT & Digital	-	-

*) Dismissed at the Annual General Meeting of Shareholders for the 2023 Fiscal Year on February 07, 2024
**) Appointed at the Annual General Meeting of Shareholders (AGMS) for the 2023 Fiscal Year on February 07, 2024, and effective since the Decree of the Board of Commissioners of the Financial Services Authority dated July 01, 2024. Before Mrs. Umi Rodiyah became effective as the Director of Compliance, Mr. Arif Suhirman (Director of Operations) served as Acting Director of Compliance, while Mr. Zulhelfi Abidin (Director of IT & Digital) concurrently served as Acting Director of Operations.

Management of Conflicts of Interest In The Board of Director

Conflict of interest management has been established through the Board of Directors' Decree of PT Bank Pembangunan Daerah Jawa Timur Tbk. Number 063/03/68/KPT/KEP dated April 29, 2024, concerning the Standard Operating Procedure (SOP) for Conflict of Interest of PT Bank Pembangunan Daerah Jawa Timur Tbk. This conflict of interest regulation is intended to ensure that decision-making and its implementation are carried out based on the five governance principles: Transparency, Accountability, Responsibility, Independency, and Fairness, so that the interests of the Bank and stakeholders are not harmed and remain protected.

In the event that the Bank has a conflict of interest with the personal interest of a member of the Board of Directors, the Bank will be represented by another member of the Board of Directors and in the event that the Bank has an interest that conflicts with the interests of all members of the Board of Directors, in this case the Bank will be represented by the Board of Commissioners. In the event of a conflict of interest, Members of the Board of Directors are prohibited from taking actions that may harm the Bank or reduce the Bank's profits and must disclose the conflict of interest referred to in every decision.

Meeting of The Board of Directors

Meeting Policy

The policy of the Board of Directors' Meeting of PT Bank Pembangunan Daerah Jawa Timur Tbk is as follows:

1. OJK Regulation Number 33/ POJK.04/2014 Date December 8, 2014 concerning the Board of Directors and Board of Commissioners of Issuers or Public Companies;
2. Board of Directors' Decree Number 063/03/76/DIR/ CSE/KEP dated May 08, 2024, concerning the Standard Operating Procedure (SOP) for the Work of the Board of Directors of PT Bank Pembangunan Daerah Jawa Timur Tbk.

In the Meeting of the Board of Directors, it is stipulated as follows:

1. The Board of Directors is required to hold a Board of Directors Meeting periodically at least 1 (one) time in every month and/ or every time.
2. Meetings of the Board of Directors may be held if attended by a majority of all members of the Board of Directors.
3. The presence of members of the Board of Directors at the meeting must be disclosed in the Company's annual report.
4. The Board of Directors must schedule a meeting for the following year before the end of the financial year with the following conditions:

a. At the scheduled meeting, the meeting materials are submitted to the meeting participants no later than 5 (five) days before the meeting is held.
b. In the event that a meeting is held outside the schedule that has been prepared, the meeting materials are submitted to the meeting participants no later than before the meeting is held.

5. Decision making in the Board of Directors Meeting is based on deliberation and consensus. In the event that a consensus decision is not reached, the decision is made based on a majority vote.
6. The Board of Directors meeting is chaired by the President Director, in the event that the President Director is absent or unable to attend, the Board of Directors Meeting will be chaired by a member of the Board of Directors who is elected by and from the members of the Board of Directors present.

Board of Directors Meeting Plan

No	Month	Estimated Meeting Implementation	Meeting Agenda
1.	January	Week 3	Performance Evaluation of Bank Jatim
2.	February	Week 3	Performance Evaluation of Bank Jatim
3.	March	Week 3	Performance Evaluation of Bank Jatim
4.	April	Week 3	Performance Evaluation of Bank Jatim
5.	May	Week 3	Performance Evaluation of Bank Jatim
6.	June	Week 3	Performance Evaluation of Bank Jatim
7.	July	Week 3	Performance Evaluation of Bank Jatim
8.	August	Week 3	Performance Evaluation of Bank Jatim
9.	September	Week 3	Performance Evaluation of Bank Jatim
10.	October	Week 3	Performance Evaluation of Bank Jatim
11.	November	Week 3	Performance Evaluation of Bank Jatim
12.	December	Week 3	Performance Evaluation of Bank Jatim

Agenda, Date and Participants of The Board of Directors Meeting

Throughout 2024, the agenda, dates and participants of the Board of Directors meetings are as follows.

Table of Board of Directors Meeting

No.	Date	Agenda	Meeting participants	Attendance	Reasons for Absence
1.	January 8, 2024	1. Preparation for the GMS for the 2023 Fiscal Year 2. Financial Performance of PT Bank Jatim as of December 2023 (unaudited) 3. Evaluation of the Board of Directors' Committee Performance in 2023	Busrul Iman Tonny Prasetyo*) R. Arief Wicaksono Edi Masrianto Zulhelfi Abidin Eko Susetyono Arif Suhirman	Present Present Present Present Present Present Present	
2.	January 23, 2024	1. Results of the Self-Assessment on Governance for the December 2023 Period 2. Changes in the Percentage of Variable Remuneration	Busrul Iman Tonny Prasetyo*) Edi Masrianto Zulhelfi Abidin R. Arief Wicaksono Eko Susetyono Arif Suhirman	Present Present Present Present Present Not present Not present	Official travel
3.	February 12, 2024	1. Financial Performance of Bank Jatim for January 2024 2. Branch Office Performance for January 2024	Busrul Iman Arif Suhirman Edi Masrianto Zulhelfi Abidin R. Arief Wicaksono Eko Susetyono	Present Present Present Present Present Present	
4.	March 18, 2024	1. Financial Performance of Bank Jatim for February 2024 2. Progress of the Bank Business Group (KUB)	Busrul Iman Arif Suhirman Edi Masrianto Zulhelfi Abidin R. Arief Wicaksono Eko Susetyono	Present Present Present Present Present Present	

No.	Date	Agenda	Meeting participants	Attendance	Reasons for Absence
5.	March 25, 2024	1. Financial Performance Projection for March 2024 2. Treasury Division Performance 3. Progress of the Bank Business Group (KUB) 4. Study on Additional Business Funds for the Sharia Business Unit 5. Risk Management Dashboard 6. Stress Test for the Bank Business Plan (RBB)	Busrul Iman Arif Suhirman Edi Masrianto Zulhelfi Abidin R. Arief Wicaksono Eko Susetyono	Present Present Present Present Present Present	
6.	April 22, 2024	1. Financial Performance of Bank Jatim for March 2024 2. Proposal for the Supervisory Board from the Founding Representatives of Bank Jatim 3. Preparation for the Public Presentation of March 2024 Performance	Busrul Iman Arif Suhirman Edi Masrianto Zulhelfi Abidin R. Arief Wicaksono Eko Susetyono	Present Present Present Not Present Present Present	Permit
7.	May 14, 2024	Discussion on the Price Per Share of Bank NTB Syariah & Bank Business Group (KUB) Timeline	Busrul Iman Arif Suhirman Edi Masrianto Zulhelfi Abidin R. Arief Wicaksono Eko Susetyono	Present Present Present Present Present Present	
8.	June 12, 2024	1. Financial Performance of Bank Jatim for May 2024 2. Development of Credit Distribution through Fintech Peer-to-Peer Lending by PT Amartha Mikro Fintech 3. Legal Case Handling at Bank Jatim 4. Performance of the IT, Digital & Operations Directorate	Busrul Iman Arif Suhirman Edi Masrianto Zulhelfi Abidin R. Arief Wicaksono Eko Susetyono	Present Present Present Present Present Present	
9.	June 24, 2024	BI-FAST Issues	Busrul Iman Arif Suhirman Edi Masrianto Zulhelfi Abidin R. Arief Wicaksono Eko Susetyono	Present Present Present Present Present Present	
10.	July 3, 2024	Progress on BI-FAST Issues	Busrul Iman Arif Suhirman Edi Masrianto Zulhelfi Abidin R. Arief Wicaksono Eko Susetyono	Present Present Present Present Present Present	
11.	July 12, 2024	Progress on BI-FAST Issues	Busrul Iman Umi Rodiyah**) Zulhelfi Abidin Edi Masrianto R. Arief Wicaksono Arif Suhirman Eko Susetyono	Present Present Present Present Present Present Not Present	Official travel
12.	July 22, 2024	1. KUB Plan with Bank Banten 2. Planning for the Construction of the Ngawi Branch Office Building 3. Additional Funds for the Sharia Business Unit of Bank Jatim 4. Results of the Self-Assessment on Governance for the June 2024 Period 5. Report on the Implementation of AML, CFT & PFWMD 6. Financial Performance of Bank Jatim for June 2024	Busrul Iman Umi Rodiyah**) Zulhelfi Abidin Edi Masrianto R. Arief Wicaksono Arif Suhirman Eko Susetyono	Present Present Present Present Present Present Present	
13.	August 14, 2024	1. Preparation for the Extraordinary General Meeting of Shareholders (EGMS) 2024 2. Due Diligence Report on Bank Lampung 3. Financial Performance of Bank Jatim for July 2024 4. Preparation for the 2024 Indonesian Independence Day and Bank Jatim Anniversary Events	Busrul Iman Umi Rodiyah**) Zulhelfi Abidin Edi Masrianto R. Arief Wicaksono Arif Suhirman Eko Susetyono	Present Present Present Present Present Present Present	

No.	Date	Agenda	Meeting participants	Attendance	Reasons for Absence
14.	September 10, 2024	1. Preparation for the Extraordinary General Meeting of Shareholders (EGMS) of Bank Jatim in 2024 2. Progress of the Bank Business Group (KUB) with NTB Syariah, Bank Lampung, and Bank Banten, as well as related to the Bank Business Plan 3. Follow-up on Audit Findings from Bank Indonesia regarding BI-FAST 4. Follow-up on Audit Findings from the Financial Services Authority regarding BI-FAST 5. Financial Performance of Bank Jatim for August 2024	Busrul Iman Umi Rodiyah**) Zulhelfi Abidin Edi Masrianto R. Arief Wicaksono Arif Suhirman Eko Susetyono	Present Present Present Present Present Present Present	
15.	October 15, 2024	1. Financial Performance of Bank Jatim for September 2024 2. Progress of the Bank Business Group (KUB) 3. Progress on BI-FAST 4. Directorate Performance	Busrul Iman Umi Rodiyah**) Zulhelfi Abidin Edi Masrianto R. Arief Wicaksono Arif Suhirman Eko Susetyono	Present Present Present Present Present Present Present	
16.	November 14, 2024	1. Financial Performance of Bank Jatim for October 2024 2. Bank Business Plan for 2025 3. Proposed Organizational Structure Changes 4. Preparation for the 2024 EGMS 5. Plan for Opening the Balikpapan Branch Office 6. Progress of the Bank Business Group	Busrul Iman Umi Rodiyah**) Zulhelfi Abidin Edi Masrianto R. Arief Wicaksono Arif Suhirman Eko Susetyono	Present Present Present Present Present Present Present	
17.	November 25, 2024	Progress on BI-FAST	Busrul Iman Umi Rodiyah**) Zulhelfi Abidin Edi Masrianto R. Arief Wicaksono Arif Suhirman Eko Susetyono	Present Present Present Present Present Present Present	
18.	December 4, 2024	1. Presentation of the Feasibility Study Results for Bank Southeast Sulawesi and Bank East Nusa Tenggara 2. Share Price Offer for Bank Lampung 3. Financial Performance of Bank Jatim for November 2024 4. Proposed Organizational Structure Changes	Busrul Iman Umi Rodiyah**) Zulhelfi Abidin Edi Masrianto R. Arief Wicaksono Arif Suhirman Eko Susetyono	Present Present Present Present Present Present Present	
19.	December 17, 2024	Appointment of Bank Jatim Representative as the Parent Company of Bank NTB Syariah in the Bank Business Group (KUB) Structure according to the Shareholder Agreement	Busrul Iman Umi Rodiyah**) Zulhelfi Abidin Edi Masrianto R. Arief Wicaksono Arif Suhirman Eko Susetyono	Present Present Present Present Present Present Present	
20.	December 23, 2024	Determination of the Share Price of Bank Lampung	Busrul Iman Umi Rodiyah**) Zulhelfi Abidin Edi Masrianto R. Arief Wicaksono Arif Suhirman Eko Susetyono	Present Present Present Present Present Present Present	

*) Dismissed at the Annual General Meeting of Shareholders for the 2023 Fiscal Year on February 07, 2024
**) Appointed at the Annual General Meeting of Shareholders (AGMS) for the 2023 Fiscal Year on February 07, 2024, and effective since the Decree of the Board of Commissioners of the Financial Services Authority dated July 01, 2024. Before Mrs. Umi Rodiyah became effective as the Director of Compliance, Mr. Arif Suhirman (Director of Operations) served as Acting Director of Compliance, while Mr. Zulhelfi Abidin (Director of IT & Digital) concurrently served as Acting Director of Operations.

The agenda and meeting participants of the combined Board of Commissioners and the Board of Directors have been presented in the Board of Commissioners' Meeting section of the Corporate Governance Chapter of this annual report.

Frequency and Attendance of Meeting

Table of Frequency and Attendance of Directors' Meetings

Name	Position	Board of Directors Meeting			Joint Meeting of the Board of Directors with the Board of Commissioner			GMS		
		Number and Percentage of Attendance			Number and Percentage of Attendance			Number and Percentage of Attendance		
		Number of Meetings	Number of Attendance	Percentage	Number of Meetings	Number of Attendance	Percentage	Number of Meetings	Number of Attendance	Percentage
Busrul Iman	President Director	20	20	100%	18	18	100%	3	3	100%
Edi Masrianto	Director of Finance, Treasury & Global Services	20	20	100%	18	17	94%	3	3	100%
R. Arief Wicaksono	Director of Micro, Retail & Medium	20	20	100%	18	18	100%	3	3	100%
Eko Susetyono	Director of Risk Management	20	18	90%	18	18	100%	3	3	100%
Tonny Prasetyo*)	Director of Compliance	2	2	100%	2	2	100%	1	1	100%
Umi Rodiyah**)	Director of Compliance	10	10	100%	10	10	100%	2	2	100%
Arif Suhirman	Director of Operations	20	19	95%	18	17	94%	3	3	100%
Zulhelfi Abidin	Director of IT & Digital	20	19	95%	18	18	100%	3	3	100%

*) Dismissed at the Annual General Meeting of Shareholders for the 2023 Fiscal Year on February 07, 2024
**) Appointed at the Annual General Meeting of Shareholders (AGMS) for the 2023 Fiscal Year on February 07, 2024, and effective since the Decree of the Board of Commissioners of the Financial Services Authority dated July 01, 2024. Before Mrs. Umi Rodiyah became effective as the Director of Compliance, Mr. Arif Suhirman (Director of Operations) served as Acting Director of Compliance, while Mr. Zulhelfi Abidin (Director of IT & Digital) concurrently served as Acting Director of Operations.

Training and/or Enhancement of The Competency of The Board of Directors Members

In order to improve the effectiveness of the performance of the Board of Directors, capacity building was carried out such as seminars and/ or training. This became one form of governance implementation for Commercial Banks related to the need that:

1. Members of the Board of Directors had adequate competence and were relevant to their positions to carry out their duties and responsibilities and were able to implement their competencies in carrying out their duties and responsibilities.
2. Members of the Board of Directors had the willingness and ability to carry out continuous learning in order to increase knowledge about banking and the latest developments related to the financial sector or other fields that support the implementation of their duties and responsibilities.

The training and/or competency improvement that has been attended by the Board of Directors during 2024 is as follows berikut.

Name	Position	Types of Training and Competency Development/ Training Materials	Implementation Time and Place	Organizer
Busrul Iman	President Director	Implementation of Financial Control and Consolidation Within the Scope of Bank Business Group Formation	December 21-22, 2024/ Surabaya	PT Fortia Management Strategi
		Leading & Managing Your Sales Team To Success With James Gwee	July 29, 2024/Surabaya	PT. Academia Citra Abadi
		Risk Management Certification Program Exam Level 7	October 10, 2024/Jakarta	BSMR (Risk Management Certification Agency)

Name	Position	Types of Training and Competency Development/ Training Materials	Implementation Time and Place	Organizer
Edi Masrianto	Director of Finance, Treasury & Global Services	Implementation of Financial Control and Consolidation Within the Scope of Bank Business Group Formation	December 21-22, 2024/ Surabaya	PT Fortia Management Strategi
		Leading & Managing Your Sales Team To Success With James Gwee	July 29, 2024/Surabaya	PT. Academia Citra Abadi
		Alignment of Risk Management Level 7: Enhancing the Effectiveness of Risk Management Implementation to Achieve a Sustainable Banking Industry	August 8-9, 2024/ Yogyakarta	BARA
R. Arief Wicaksono	Director of Micro, Retail & Medium	Implementation of Financial Control and Consolidation Within the Scope of Bank Business Group Formation	December 21-22, 2024/ Surabaya	PT Fortia Management Strategi
		Leadership Mastery Class: The Art Of Execution	March 5, 2024/	INFOBANK INSTITUTE
		Leading & Managing Your Sales Team To Success With James Gwee	July 29, 2024/Surabaya	PT. Academia Citra Abadi
		Treasury Certification Level 7	November 10, 2024/ Jakarta	ACI INDONESIA
		Risk Management Certification Program Exam Level 7	October 10, 2024/Jakarta	BSMR (Risk Management Certification Agency)
Eko Susetyono	Director of Risk Management	Implementation of Financial Control and Consolidation Within the Scope of Bank Business Group Formation	December 21-22, 2024/ Surabaya	PT Fortia Management Strategi
		Leading & Managing Your Sales Team To Success With James Gwee	July 29, 2024/Surabaya	PT. Academia Citra Abadi
		Alignment of Risk Management Level 7: Enhancing the Effectiveness of Risk Management Implementation to Achieve a Sustainable Banking Industry	August 8-9, 2024/ Yogyakarta	BARA
Tonny Prasetyo*)	Director of Compliance	-	-	-
Umi Rodiyah**)	Director of Compliance	Implementation of Financial Control and Consolidation Within the Scope of Bank Business Group Formation	December 21-22, 2024/ Surabaya	PT Fortia Management Strategi
		Leading & Managing Your Sales Team To Success With James Gwee	July 29, 2024/Surabaya	PT. Academia Citra Abadi
		Risk Management Certification Level 7 Training	May 15-16, 2024/Jakarta	IRPA (INDO.RISK PROFESSIONAL ASSOCIATION)
		Risk Management Certification Program Exam Level 7	May 16, 2024/Jakarta	BSMR (Risk Management Certification Agency)
Arif Suhirman	Director of Operations	Implementation of Financial Control and Consolidation Within the Scope of Bank Business Group Formation	December 21-22, 2024/ Surabaya	PT Fortia Management Strategi
		Leading & Managing Your Sales Team To Success With James Gwee	July 29, 2024/Surabaya	PT. Academia Citra Abadi
		Risk Management Certification Program Exam Level 7	May 13, 2024/Jakarta	Banking Professional Certification Institute (LSPP)
Zulhelfi Abidin	Director of IT & Digital	Implementation of Financial Control and Consolidation Within the Scope of Bank Business Group Formation	December 21-22, 2024/ Surabaya	PT Fortia Management Strategi
		Leading & Managing Your Sales Team To Success With James Gwee	July 29, 2024/Surabaya	PT. Academia Citra Abadi
		Risk Management Certification Program Exam Level 7	September 12, 2024/ Jakarta	BSMR (Risk Management Certification Agency)

*) Dismissed at the Annual General Meeting of Shareholders for the 2023 Fiscal Year on February 07, 2024.
**) Appointed at the Annual General Meeting of Shareholders for the 2023 Fiscal Year on February 07, 2024, and effective since the Decree of the Board of Commissioners of the Financial Services Authority dated July 01, 2024. Before Mrs. Umi Rodiyah became effective as Director of Compliance, Mr. Arif Suhirman (Director of Operations) served as Acting Director of Compliance, while Mr. Zulhelfi Abidin (Director of IT & Digital) concurrently served as Acting Director of Operations.

Orientation Program for New Board of Directors

The Orientation Program is very important to be implemented, because the members of the Board of Directors can come from various backgrounds, so that in order to form a solid work team, the Orientation Program is mandatory to run. An orientation program regarding the Bank is provided to newly appointed Directors. During the 2024 Fiscal Year, based on the resolution of the Annual General Meeting of Shareholders for the 2023 Fiscal Year held on February 07, 2024, a new member of the Board of Directors was appointed, namely Umi Rodiyah, as Director of Compliance, who previously served as Senior Executive Vice President of the Company's Sharia Business. The orientation program provided may include presentations by participating in meetings such as the Company's Board of Directors Meeting.

Board of Directors Decisions and Implementation of Duties

During 2024 the Board of Directors has carried out their duties, obligations, and responsibilities in order to carry out the management of the Company as stipulated in the applicable laws and regulations, the Company's Articles of Association, and the work plan for carrying out the duties of the Board of Directors for 2024, in general, are as follows:

1. Preparation of the Company's bank business plan
2. Implementation of IT strengthening projects and digital banking development
3. Asset and financial management
4. Organizing board of Directors meetings and board of Directors meetings with the board of Commissioners
5. Organizing the Annual General Meeting of Shareholders for the 2023 Fiscal Year
6. Supervision and improvement of internal business processes
7. Implementation of Good Corporate Governance in every business activity
8. Distribution of Corporate Social Responsibility funds for the company which is manifested in various activities of the Bank Jatim Care.
9. Implementation of other tasks related to the management of the company.

Board of Directors' decisions issued during 2024 include:

1. Formation of the Procurement Committee for Goods/Services for the 2024 Fiscal Year.
2. Appointment and Designation of Project Leaders and Supporting Teams for the Procurement of Goods/Services within the General Division for the 2024 Fiscal Year.
3. Appointment and Designation of the Committee for Inspecting the Procurement of Goods/Services for the 2024 Fiscal Year.
4. Computer Security Incident Response Team (CSIRT).
5. Asset Liability Committee (ALCO) Decision.
6. Land and Building Procurement Team within PT Bank Pembangunan Daerah Jawa Timur Tbk for the 2024 Fiscal Year.
7. Formation of the Malang Square Branding Team.
8. Jatimers Communities Management.
9. Formation of the Credit/Financing Control and Extracomptable Recovery Team.
10. Extracomptable Recovery Program.
11. Sustainable Finance Action Plan Team.
12. JConnect Run 2024 Committee.
13. Capital Investment Team, Establishment of Subsidiaries, and Bank Business Groups.
14. Formation of the Committee for the Sale and Write-Off of Fixed Assets for Operational Vehicles.
15. Amendment to Employee Pension Fund Regulations.
16. Formation of the New System Treasury Implementation Team.
17. Recovery Plan Report Preparation Team.
18. Resolution Plan Report Preparation Team.
19. Formation of the IT Disaster Recovery Plan (IT DRP) Team.
20. Employee Pension Fund Investment Guidelines.
21. Board of Commissioners' Committee Composition for 2024.
22. Guidelines for Year-End Closing and Annual Financial Statement Preparation.
23. Acceleration Team for Follow-Up Supervision of BI-FAST Incidents by Bank Indonesia.
24. Implementation Guidelines for the Career Path Management System.
25. First Amendment to Organizational Structure and Work Procedures.
26. Settlement Stimulus for Problematic or Extracomptable Credit/Financing.
27. Credit/Financing Market Segmentation.
28. Credit Committee Membership Structure.
29. Credit/Financing Approval Authority Limit (LKPK/P) of the Credit Committee.
30. Cash and Non-Cash Credit/Financing Approval Authority Limit (LKPK/P).
31. On-The-Spot (OTS) Execution Limit in the Credit/Financing Process.
32. Revocation of SVS and Utility Guidelines.
33. Risk Appetite Statement.
34. Credit/Financing Restructuring for Debtors Affected by Covid-19 in Certain Regions and Sectors.
35. Revocation of the Cek Dinda Work Guidelines.
36. Revocation of the Implementation Guidelines for Land Title Certification Credit.
37. Second Amendment to Organizational Structure and Work Procedures.
38. Revocation of the Code of Conduct Guidelines (Code of Conduct) for the Mechanism Between Directors and the Board of Commissioners.
39. Settlement Authority Limit for Transactions via ESTIM.
40. Settlement Stimulus for Problematic or Extracomptable Credit/Financing.
41. Credit/Financing Portfolio Guidelines.
42. Employee Formation Determination.
43. Third Amendment to Organizational Structure and Work Procedures.

44. Revocation of the Implementation Guidelines for Medium and Corporate Credit.
45. Dealer Transaction Authority Limit (Dealer Limit) for Transactions in the Treasury Division's Dealing Room.
46. Payment Bank Guarantee for Projects with a 2024 Fiscal Year Budget in the East Java Province.
47. Revocation of the Implementation Guidelines (BPP) for Micro and Small Finance Chapter XV Laguna Micro Financing.
48. First Amendment to the Employee Pension Fund Governance Guidelines.
49. SOP Corporate Secretary.
50. SOP Total Reward.
51. SOP Term Loan Facility.
52. State Revenue Module SOP.
53. Securities Brokerage for Debt and Sukuk Instruments (PPE-EBUS) SOP.
54. Governance Implementation SOP for the Provision of Remuneration to Management and Its Facilities.
55. Market Code of Ethics SOP for Sharia Treasury Activities.
56. Vendor Management SOP.
57. Payment Management SOP.
58. Anti-Fraud Strategy SOP.
59. Credit or Financing Policy Committee (KKP) SOP.
60. Micro, Retail, and Medium Credit Process SOP.
61. Credit/Financing Risk Analysis SOP.
62. Credit/Financing Monitoring Rating SOP.
63. Bank Strategic Plan and Business Plan Preparation SOP.
64. Research SOP.
65. Performance Management SOP.
66. SOP Business Continuity Management.
67. SOP Quality Assurance Operations.
68. Limit Determination SOP
69. Market Risk Management SOP.
70. Risk Culture Development SOP.
71. Branch Supervision SOP.
72. Jatim Priority SOP.
73. Bank Guarantee SOP.
74. Bridging Loan SOP.
75. Fund Transfer SOP.
76. Other Banking Services SOP.
77. Office Network Development SOP.
78. Conduct, Work Ethics, and Business Ethics SOP.
79. Assignment Administration SOP.
80. Issuance of Debt Securities SOP.
81. Customer Protection and Complaint Resolution SOP.
82. Disaster Recovery Plan SOP.
83. APEX BPRS SOP.
84. SOP New JConnect Mobile.
85. IT Security SOP.
86. SOP SMS Banking.
87. SOP Internet Banking.
88. Subsidiary and Affiliate Company Management SOP.
89. SOP Global Market.
90. GRC and TLD SOP.
91. IT Governance SOP.
92. Compliance SOP.
93. IT Development and Procurement SOP.
94. Revolving Fund Credit SOP.
95. IT Service Provider Usage SOP.
96. IT Operations and Communication Network SOP.
97. Business Continuity Plan (BCP) Treasury Transactions SOP.
98. Job Requirement SOP.
99. Board of Commissioners' Work Guidelines SOP.
100. Board of Commissioners' Committee Work Guidelines SOP.
101. IT Internal Audit Control SOP.
102. Competency Dictionary SOP.
103. IT Service Provider SOP by the Bank.
104. Credit/Financing Marketing SOP.
105. IT Planning SOP.
106. Recruitment and Selection SOP.
107. PSAK 71 Implementation SOP.
108. Operational Risk Management SOP.
109. Electronic Banking and Digital Banking IT Services SOP.
110. Personal Data Protection IT SOP.
111. Cybersecurity and Resilience SOP.
112. Property Construction Credit SOP.
113. PSAK 50 & 55 Special Credit SOP.
114. Corporate Credit SOP.
115. Workplace Security and Order SOP.
116. Conflict of Interest SOP.
117. Savings SOP.
118. BLUD Credit SOP.
119. Shariah-Linked Investment Financing SOP.
120. Current Account SOP.
121. Corporate and Syndication Loan Process SOP.
122. Change Management SOP.
123. Sustainable Finance Implementation SOP.
124. Board of Directors' Work SOP.
125. PSAK 50, 55 & 60 Sharia SOP.
126. Financial Literacy and Inclusion SOP.
127. Cash Services SOP.
128. Jatim Retail and Medium Credit SOP.
129. Branch Supply/Remise and Banknote Handover to/from Counterparty SOP.
130. Public Relations SOP.
131. Corporate Social and Environmental Responsibility SOP.
132. Jatim Micro Credit SOP.
133. Export/Import Credit SOP.
134. Property Construction Financing SOP.
135. Productive Financing SOP.
136. Cash Waqf IB Barokah SOP.
137. Shariah Operational Center SOP.
138. Bank Indonesia – SSSS SOP.
139. Office Operational Services SOP.
140. ATM Card SOP.
141. Litigation and Non-Litigation Execution SOP.
142. Employee Formation Calculation and Determination SOP.
143. BPRS Linkage SOP.
144. Linkage PKPA Financing SOP.
145. Shariah Contract SOP.
146. Promotion and Sponsorship SOP.
147. Office Network Management SOP.

148. Office Network Classification SOP.
149. Treasury Transaction Settlement SOP.
150. Fixed Asset Management SOP.
151. Inventory SOP.
152. Asset & Liability Committee (ALCO) SOP.
153. Job Evaluation SOP.
154. Affordable Housing Credit SOP.
155. Corporate Transaction Facility SOP.
156. Customer Investment Product SOP.
157. Financial Institution SOP.
158. Debt and Sukuk Trading Code of Ethics SOP.
159. AML/CFT & PEP Prevention SOP.
160. AML/CFT & PEP Eradication SOP.
161. Cash Insurance Provider SOP.
162. Credit or Financing Service Provider SOP.
163. Credit or Financing Guarantee SOP.
164. LHKPN SOP.
165. Indonesia Credit Card (KKI) SOP.
166. Warehouse Receipt Credit SOP.
167. Cash Collateral Financing IB Barokah SOP.
168. BI-FAST SOP.
169. Affordable Housing Financing SOP.
170. Syndication Financing SOP.
171. Productive Financing Process SOP.
172. Shariah Payment Management SOP.
173. QRIS SOP.
174. Regional Public Service Agency (BLUD) Credit SOP.
175. Micro Business Loan (KUR) SOP.
176. Employee CAP Financing SOP.
177. Property Construction Financing SOP.
178. Sharia KUR Financing SOP.
179. Employee Pension Fund Governance SOP.
180. Local Government (PEMDA) Credit SOP.
181. BPR Linkage Credit SOP.
182. Bank Guarantee IB Barokah SOP.
183. BPRS Linkage Financing SOP.
184. Credit or Financing Rescue and Resolution SOP.
185. Consumer Protection and Complaint Resolution SOP.
186. Career Development Program SOP.
187. Umrah Multi-Service Financing IB Barokah SOP.
188. Credit/Financing Monitoring Rating SOP.
189. Cash Collateral Credit (CCC) SOP.
190. Organizational Structure Evaluation SOP.
191. IB Barokah Property Financing SOP.
192. IB Barokah Multipurpose Financing SOP.
193. Bank Business Group (KUB) SOP.

Performance Assessment of Committees Under The Board of Directors and The Basis of The Assessment

The Board of Directors' evaluation procedure on the performance of the Board of Directors Committee is carried out in the following manner:

1. Each Secretary of the Board of Directors Committee shall prepare the implementation materials and technical implementation of each Committee of the Board of Directors during the 2024 financial year.
2. The Board of Directors' assessment of the performance of the Board of Directors Committee is carried out through the Board of Directors Meeting.

The criteria used in the Board of Directors' assessment of the performance of the Board of Directors Committee include:

1. Basis for Formation of the Committee
2. Committee Structure and Membership
3. Duties, Authorities and Responsibilities of the Committee
4. Committee Implementation Achievement
5. Conclusion

During 2024, the Board of Directors considered that the committees under the Board of Directors carried out their duties and responsibilities properly.

Asset Liability Committee (ALCO)

ALCO is a committee for decision making on assets and liabilities for the purposes outlined, a forum called the Asset Liabilities Committee (ALCO) is needed. In order to reduce and eliminate risks that occur in banks, especially Liquidity Risk, Interest Rates and Exchange Rates, cooperation and active participation of various decision makers on both the assets and liabilities side are required. Cooperation will be successful if each decision maker knows his role and the impact of his decision on overall business profits. During 2024 ALCO has held 17 (seventeen) meetings.

Risk Management Committee

The Risk Management Committee was formed in order to maintain risk exposure at acceptable and profitable limits, so that bank business activities can remain manageable and carry out bank business activities based on prudential principles. During 2024, the Risk Management Committee has held 6 (six) meetings.

Personnel Management Committee

The Personnel Management Committee was formed in order to obtain optimal results in deciding critical matters in the f ield of Human Capital in terms of strategies, policies, and During 2024, the Personnel Management Committee has held 16 (sixteen) meetings.

Information Technology Committee

Part of IT governance in providing recommendations, the committee must pay attention to the efficiency factor of the IT governance in order to minimize the risk associated with the use of IT. Bank and customers. As an embodiment of part of IT governance in order to minimize the risk associated with the use of IT and to protect the interests of the IT Steering Committee, it was formed as a manifestation of the commitment of the Board of Directors and management of Bank Jatim in the form of active supervision of IT management. As stipulated in POJK

MRTI, ITSC plays a role in assisting the implementation of the duties of the Board of Directors in determining the Information Technology Strategic Plan and Bank policies related to the use of Information Technology. Throughout 2024, the IT Committee has held one meeting as part of the implementation of effective IT governance. Throughout 2024, the IT Committee has held 1 (one) meeting.

Credit Policy Committee
Credit or Financing Policy Committee is a committee formed by the Board of Directors in the framework of managing credit policy which aims to support sound credit distribution and contains elements of internal control from the initial stages of the credit activity process to the credit monitoring stage with due observance of the principle of prudence. During 2024, the Credit Policy Committee has held 4 (four) meetings.

Credit Committee
Conventional Credit Committee
Credit Committee is an operational committee formed by the Board of Directors to evaluate and/or provide credit decisions for the amount and type of credit determined by the Board of Directors with due regard to business development without abandoning prudential principles including restructuring and credit settlement good.

Financing Committee
An operational committee formed by the Board of Directors to evaluate and/or provide financing decisions for the amount and type of financing determined by the Board of Directors with due regard to business development without abandoning the precautionary principle including restructuring and settlement of financing.

- Credit Implementation Committee
  During 2024, the Credit Implementation Committee has held 4 (four) meetings.
- Credit Rescue Committee
  During 2024, the Credit Rescue Committee has held 1 (one) meeting.
- Credit Rescue Committee
  During 2024, the Credit Settlement Committee has held 3 (three) meetings.
- Financing Restructuring Committee
  During 2024, the Financing Implementation Committee has held 3 (three) meetings.
- Writing Off Credit and Financing Committee
  During 2024, the Credit and Financing Write-Off Committee has held 1 (one) meeting.

Product Committee
The Product Committee is a committee formed by the Board of Directors to discuss, determine, and evaluate business strategies through product development, both digital and non-digital, and both conventional and sharia. It is including the development of products that have not existed before and the development of follow-up products, including conducting products evaluations (continued products, developed, discontinued, and closed). Throughout 2024, the Product Committee has held 2 (two) meetings.

Mechanism of Self Resignation and Termination of The Board of Directors

The mechanism for resignation and dismissal of the Board of Directors includes:

1. A member of the Board of Directors may submit an application to resign from his position by notifying in writing of his intentions to the Controlling Shareholders and the Company.
2. The company is obliged to hold a GMS to decide on the resignation request of a member of the Board of Directors no later than 90 (ninety) days after the resignation letter is received.
3. A member of the Board of Directors can be temporarily suspended by the Board of Commissioners by stating the reasons and must be notified in writing to the member of the Board of Directors concerned.
4. The Board of Commissioners must hold a GMS to revoke or affirm the decision on the temporary dismissal within 90 (ninety) days after the date of the temporary dismissal. With the expiration of the time period for holding the GMS or the GMS unable to make a decision, the temporary dismissal of members of the Board of Directors by the Board of Commissioners is canceled.
5. The Company is obliged to implement a mechanism for resignation and dismissal of the Board of Directors and conduct disclosure of information to the public in accordance with OJK regulations. OJK.

Board of Commissioners

The Board of Commissioners is the Corporate Governance organ whose job is to carry out general and/or specific supervision in accordance with the Articles of Association, provide advice to the Board of Directors, and ensure that the Company implements the principles of good corporate governance.

The Board of Commissioners is responsible to the GMS in terms of overseeing the policies of the Board of Directors regarding the Company's operations in general which refer to the approved business plan, as well as ensuring compliance with all applicable laws and regulations. The responsibility of the Board of Commissioners to the GMS is a manifestation of the supervisory accountability for the management of the Business Entity in the implementation of the principles of good governance.

Duties and Responsibilities of The Board of Commissioners

The Board of Commissioners has duties and responsibilities that have been regulated in the Work Guidelines and Code of Conduct, including the following:

1. The Board of Commissioners is tasked with supervising the policies and processes of management in general, both regarding the Company and the Company's business, and providing advice to the Directors;
2. Members of the Board of Commissioners must carry out their duties and responsibilities in good faith, with full responsibility and prudent principle;
3. The Board of Commissioners is tasked with supervising the Bank's policies and management of the Board of Directors, providing advice to the Board of Directors, and is responsible for such supervision, in accordance with the Bank's intent and objectives as stipulated in the provisions of laws and regulations, articles of association, and decisions of the GMS;
4. In carrying out supervision, the Board of Commissioners is obliged to direct, monitor and evaluate the implementation of governance, risk management and compliance in an integrated manner as well as the Bank's strategic policies, in accordance with the provisions of laws and regulations, articles of association and/or GMS decisions;
5. The Board of Commissioners receives and exercises the authority delegated and/or given to the Board of Commissioners in accordance with the provisions of laws and regulations, articles of association, and/or decisions of the GMS;
6. The Board of Commissioners may carry out other supervisory duties and authorities.
7. Each member of the Board of Commissioners is jointly and collectively liable for the Company's losses caused by errors or negligence of the members of the Board of Commissioners in carrying out their duties, unless the member of the Board of Commissioners concerned can prove:
   a. The loss is not due to an error or negligence.
   b. Has conducted supervision in good faith, full of responsibility, and prudently for the interests and in accordance with the aims and objectives of the Company.
   c. Has no conflict of interest, either directly or indirectly, over the supervision actions that result in losses.
   d. Has taken actions to prevent such losses arising or continuing.
   e. In the event of bankruptcy due to the error or negligence of the Board of Commissioners in supervising the management carried out by the Board of Directors and the Company's assets are insufficient to pay all of the Company's obligations due to the bankruptcy, each member of the Board of Commissioners shall be jointly and severally liable with the members of the Board of Directors for the obligations that have not been paid;
   f. However, members of the Board of Commissioners cannot be held responsible for the bankruptcy of the Company as referred to above, if they can prove that:
      1) The bankruptcy is not due to his/her fault or negligence;
      2) Has carried out his/her supervisory duties in good faith and with due care for the interests of the Company and in accordance with the intent and purpose of the Company;
      3) Has no personal interest, either directly or indirectly, in the management actions by the Board of Directors that result in bankruptcy; and
      4) Has provided advice to the Board of Directors to prevent bankruptcy.

Duties and Responsibilities of President Commissioner

In accordance with the Regulation of Financial Services Authority POJK No. 17 of 2023 concerning Implementation of Governance for Commercial Banks, it is stated that the Board of Commissioners must be led by the President Commissioner. The function of the President Commissioner in the Governance process is none other than the coordinator of the Board of Commissioners' organs as a whole, as essentially the relationship between the members of the Board of Commissioners is equal and in the nature of an assembly; hence, they cannot act individually but based on the Board of Commissioners' decision. In general, the duties and responsibilities of the President Commissioner are as follows:

1. Coordinate the implementation of the duties and responsibilities of the Board of Commissioners.
2. Propose to hold a Board of Commissioners Meeting, including the agenda of the Meeting.
3. Summons and chair the Board of Commissioners' meeting.
4. Submit the supervisory report to obtain the approval of the Annual GMS for the implementation of the duties and supervision of the Board of Commissioners.

5. Ensure that the implementation of the responsibilities of the Board of Commissioners has been carried out according to procedures.
6. Ensure that meetings of the Board of Commissioners make decisions effectively based on true and complete information, including ensuring that:
   a. All strategic and important issues are taken into consideration by the Board of Commissioners.
   b. All existing problems are discussed carefully and thoroughly.
   c. All members of the Board of Commissioners are given the opportunity to contribute effectively.
   d. Each Commissioner receives relevant information in a timely manner, including a brief explanation of the issues that will be discussed at the Board of Commissioners' meeting.
   e. Board of Commissioners meetings produce clear decisions and are recorded in the minutes. notulen.
7. Ensure that the Board of Commissioners behaves in accordance with applicable regulations.
8. Lead efforts to meet the development needs of the Board of Commissioners.
9. Perform other responsibilities assigned by the Board of Commissioners, from time to time.

Rights and Authorities of the Board of Commissioners

The rights and powers of the Board of Commissioners are to:

1. Individually or collectively at any time during the working hours of the Company's office has the right to enter the building and yard or other places used or controlled by the Company and the right to examine all books, letters and other evidence, check and match the cash and cash conditions. others and has the right to know all the actions that have been carried out by the Board of Directors.
2. Request an explanation from the Board of Directors regarding all matters relating to the management of the Company
3. Know all the policies and actions that have been and will be carried out by the Board of Directors.
4. Requesting the Board of Directors and/or other officers under the Board of Directors with the knowledge of the Board of Directors to attend the meeting of the Board of Commissioners.
5. Suspend one or more members of the Board of Directors, if the member of the Board of Directors acts contrary to the articles of association or the prevailing laws and regulations.
6. The said temporary dismissal must be notified to the person concerned along with the reasons.
7. Form Committees under the Board of Commissioners in accordance with laws and regulations by taking into account the needs of the Company.
8. Provide approval for policy guidelines regarding the provision of funds to related parties and the provision of large funds (large exposure);
9. Provide approval for the provision of funds to related parties. Carry out active supervision of the policy in question.
10. Request the Board of Directors to follow up on the findings of the SKAI examination.
11. Determine a special examination by SKAI if there are allegations of fraud, irregularities, against the applicable laws and regulations.
12. Evaluate and examine the follow-up to the Internal Audit Report, Compliance Director Report, Public Accountant Report, Bank Indonesia Report and BPK Report.
13. Consider the appointment and dismissal of the head of the internal audit work unit (SKAI) proposed by the President Director.
14. Provide feedback on periodic reports submitted by the Board of Directors.
15. Carry out other supervisory powers as long as they do not conflict with laws and regulations, the Articles of Association and/or the resolutions of the GMS.

Decision That Needs To Agree To The Board of Commissioners

Decisions that require approval from the Board of Commissioners of Bank Jatim have been regulated in the Board of Commissioners Work Guidelines. Matters that require approval from the Board of Commissioners are as follows:

1. General Meeting of Shareholders (GMS).
2. Changes in Organizational Structure;
3. Bank Business Plan (RBB);
4. Credit provision to related parties;
5. Internal Audit Charter;
6. Appointment and dismissal of the head of the Internal Audit Business Unit (SKAI);
7. Reports to the bank's authority/supervisor regarding conditions that endanger the Bank's business continuity;
8. Semester reports from SKAI to the Bank's Authority/ supervisor;
9. Approval of the Bank's internal policies that must be ratified by the Board of Commissioners in accordance with applicable laws and regulations; and
10. Others in accordance with the Articles of Association and other provisions.

Term of Office of Board of Commissioners

The term of office of a member of the Board of Commissioners is a maximum of 4 (four) years from the date specified in the GMS of appointment and ends at the closing of the 4th (fourth) Annual GMS from the date of appointment or until the closing of the Annual GMS at the end of 1 (one) term period. position, and can be reappointed for a second term of office, after taking into account the provisions of the Financial Services Authority and applicable regulations and being assessed as being able to carry out their functions well, without prejudice to the GMS's right to dismiss at any time.

Board of Commissioners Criteria

The criteria for the Board of Commissioners of Bank Jatim have been stipulated in the Articles of Association of the Company and the Implementation Manual are as follows:

1. Individual, Indonesian citizen who:
   a. Individual, Indonesian citizen who.
   b. Faithful and obedient to the State and Government.
   c. Do not engage directly or indirectly in activities treason against the State.
   d. Physically and mentally healthy.
   e. Have never carried out activities that harm the State or conduct disgraceful actions in the banking sector.
   f. The voting rights were not revoked based on a court decision.
2. Pass the Fit and Proper Test in accordance with the provisions of the Financial Services Authority regarding the Fit and Proper Test.
3. The majority of members of the Board of Commissioners are prohibited from having family ties to the second degree with fellow members of the Board of Commissioners and/or members of the Board of Directors.
4. Within 5 (five) years prior to the appointment and during the term of office:
   a. Never been declared bankrupt.
   b. Never been a member of the Board of Directors and/ or a member of the Board of Commissioners who was found guilty of causing a company to go bankrupt.
   c. Never been convicted of committing a crime that caused losses to state finances and/or was related to the financial sector
   d. Has never been a member of the Board of Directors and/ or a member of the Board of Commissioners who during his tenure:
      - Never held an Annual GMS.
      - The responsibilities as a member of the Board of Directors and/or a member of the Board of Commissioners have never been accepted by the GMS or have never given accountability as a member of the Board of Directors and/or a member of the Board of Commissioners to the GMS.
      - Have caused a company that obtained a license, approval, or registration from FSA to fail to fulfill its obligation to submit an annual report and/or f inancial report to FSA.
5. Not involved directly or indirectly in treasonous activities to the State.
6. Never carry out activities that are detrimental to the State or disgraceful actions in the banking sector
7. Not deprived of voting rights based on court decisions.
8. Have a good financial track record, proven by documents that have been issued by the competent authority.
9. Meet other requirements as specified.

Board of Commissioners' Work Guidelines

The Board of Commissioners has a work guideline for the Board of Commissioners Number: 063/03/51/DKM/KEP dated March 28, 2024 concerning the Standard Operating Procedure (SOP) for the Work Guidelines for the Board of Commissioners. The work guidelines are periodically evaluated and updated with reference to applicable regulations and provisions.

Board of Commissioners' Work Guidelines is binding for each member of the Board of Commissioners so that the Board of Commissioners can carry out their supervisory functions efficiently, effectively, transparently, independently, and accountably. The basis for the preparation of board of commissioners' work procedures guidelines is the Bank's Articles of Association, Law No. 40 of 2007 concerning Limited Liability Companies, Financial Services Authority Regulations and OJK Circular on the application and organs of Corporate Governance, and other regulations.

The Bank Jatim Board of Commissioners Work Guidelines were last updated on March 28, 2024. The contents of the Board of Commissioners work guidelines regulate matters including:

1. Basic Principles
2. Organization & Management
3. Division of Tasks of the Board of Commissioners' Supporting Organs
4. Work Procedures
5. Work Flow & Mechanism
6. Administration, Documentation & Reporting

The Supervision of The Board of Commissioners' Supervisory Duties

In order to optimize the implementation of the functions and duties of the Board of Commissioners, it has been determined that the f ield of duties of each member of the Board of Commissioners has been established. The management of the supervisory duties of the Board of Commissioners does not reduce the rights, obligations, responsibilities and authority of each member of the Board of Commissioners in carrying out their functions and duties. As for the division of functions, duties and responsibilities of the Board of Commissioners as follows.

Table of Duties of the Board of Commissioners

Name	Position	Duties
Muhammad Mas'ud	Independent Commissioner	- Chairman of the Remuneration and Nomination Committee - Member of the Audit Committee - Member of the Risk Monitoring Committee
Sumaryono	Independent Commissioner	- Chairman of the Audit Committee - Member of the Risk Monitoring Committee - Member of the Remuneration and Nomination Committee
Adhy Karyono	Commissioner	Remuneration and Nomination Committee Members
Candra Fajri Ananda*	Independent Commissioner	- Chairman of the Risk Monitoring Committee - Member of the Audit Committee - Member of the Remuneration and Nomination Committee
Dadang Setiabudi**	Independent Commissioner	- Chairman of the Risk Monitoring Committee - Member of the Audit Committee - Member of the Remuneration and Nomination Committee

*) Resigned from his position as Independent Commissioner at the 2023 Annual GMS on February 7, 2024.
**) Appointed as Independent Commissioner at the Extraordinary GMS of 2024 dated September 26, 2024 and effective since the Decree of the Members of the Board of Commissioners of the Financial Services Authority dated November 4, 2024

Policy of The Board of Commissioners' Concurrent Positions

The Work Guidelines for the Board of Commissioners of Bank Jatim have regulated provisions regarding concurrent positions of the Board of Commissioners, namely that members of the Board of Commissioners are prohibited from holding concurrent positions:

1. As a member of the Board of Directors, member of the Board of Commissioners, member of the Sharia Supervisory Board, or Executive Officer at a financial institution or financial company, whether a bank or non-bank;
2. As a member of the Board of Directors, member of the Board of Commissioners, member of the Sharia Supervisory Board, or Executive Officer at more than 1 (one) non-financial institution or company, whether domiciled in or outside the country;
3. In the field of functional duties at a bank financial institution and/or non-bank financial institution domiciled in or outside the country;
4. In other positions that may give rise to a conflict of interest in carrying out duties as a member of the Board of Commissioners; and/or;
5. In other positions in accordance with the provisions of laws and regulations.

Table of Concurrent Positions of the Board of Commissioners

Name	Position	Position in Other Companies/ Agencies	Company Name/ Other Institution
Muhammad Mas'ud	Independent Commissioner	Director of Postgraduate Studies	Islamic University of Malang
Sumaryono	Independent Commissioner	-	-
Adhy Karyono	Commissioner	Acting Governor of East Java	East Java Province
Candra Fajri Ananda*	Independent Commissioner	Special Staff	Ministry of Finance
Dadang Setiabudi**	Independent Commissioner	-	-

*) Resigned from his position as Independent Commissioner at the 2023 Annual GMS on February 7, 2024.
**) Appointed as Independent Commissioner at the Extraordinary GMS of 2024 dated September 26, 2024 and effective since the Decree of the Members of the Board of Commissioners of the Financial Services Authority dated November 4, 2024

Management of Conflicts of Interest of The Board of Commissioners

The management of conflicts of interest of the Board of Commissioners as regulated in the Guidelines and Work of the Board of Commissioners is as follows:

1. Not involved in decision-making regarding the Company's operational activities, except for the provision of funds to related parties and other matters stipulated in the Company's Articles of Association or applicable laws and regulations.
2. Not taking advantage of the Company for personal, family, and/or other party interests that may harm or reduce the Company's profits.
3. Do not take and/or receive personal benefits from the Bank other than remuneration and other facilities determined by the GMS.

4. Do not carry out transactions that have a conflict of interest and/or take personal gain either directly or indirectly from the Company's activities other than legal income as a member of the Board of Commissioners.
5. Not being influenced by other parties in carrying out duties and making decisions that lead to abuse of authority and/or improper decision making.
6. In carrying out supervision, the Board of Commissioners is prohibited from participating in decision-making regarding the Bank's operational activities, except:
   a. Provision of funds to related parties in accordance with the Financial Services Authority Regulation concerning the maximum limit for providing credit and providing large funds for general banks and the Financial Services Authority Regulation concerning the maximum limit for distributing funds and distributing large funds for Islamic general banks; and
   b. Other matters stipulated in the Bank's articles of association or provisions of laws and regulations.
7. Disclose remuneration and other facilities received in the Governance Implementation Report as stipulated in the Financial Services Authority Regulation.

During 2024, the Bank ensures that all members of the Board of Commissioners have no conflict of interest or potential conflict of interest against Bank Jatim.

In carrying out the duties, authorities, obligations, and responsibilities of each Board of Commissioners of Bank Jatim must always base themselves on job ethics. All members of the Board of Commissioners must avoid potential conflicts of interest or always position themselves so as not to be in a potential conflict of interest in any situation as stated in the Board of Commissioners Work Guidelines.

In the event of a conflict of interest, the Board of Commissioners who has a conflict of interest does not use their rights/authority in making decisions. Members of the Board of Commissioners are prohibited from taking actions that may harm the Bank or reduce the Bank's profits and must disclose the conflict of interest referred to in every decision.

Independent Commissioners

Bank Jatim is subject to regulations issued by regulators regarding the existence of Independent Commissioners in the Bank. The Bank's Independent Commissioners are appointed at least 50% (fifty percent) of the total members of the Board of Commissioners. The number of Independent Commissioners of Bank Jatim consisted of 3 (three) people out of a total of 4 (four) members of the Board of Commissioners. In other words, the composition of the Independent Commissioners of Bank Jatim was more than 50% of the total members of the Board of Commissioners.

Criteria for Determining Independent Commissioners

The criteria for determining the Independent Commissioner of Bank Jatim are regulated in the articles of association and in the guidelines for the implementation of the Board of Commissioners of Bank Jatim that are adjusted according to the applicable rules including Circular Letter of the Financial Services Authority Regulation No. 17 of 2023 regarding Governance Implementation for Commercial Banks and Regulation of Financial Services Authority No. 33/POJK.04/2014 regarding Board of Directors and Board of Commissioners of Issuers or Public Companies, among others it is explained that Independent Commissioners must meet the following requirements:

Independent Commissioner Criteria	Independent Commissioner			
	Candra Fajri Ananda*	Muhammad Mas'ud	Sumaryono	Dadang Setiabudi**
Members of the Board of Commissioners who do not have financial relationships, management relationships, share ownership relationships, family relationships with other members of the Board of Commissioners, the Board of Directors and/or Controlling Shareholders or relationships with the Bank, which may affect their ability to act independently.	√	√	√	√
Not a person who works or has the authority and responsibility to plan, lead, control or supervise the activities of the Issuer or Public Company in the last 6 (six) months, except for reappointment as an Independent Commissioner of the Issuer or Public Company in the following period.	√	√	√	√

Independent Commissioner Criteria	Independent Commissioner			
	Candra Fajri Ananda*	Muhammad Mas'ud	Sumaryono	Dadang Setiabudi**
Does not have shares either directly or indirectly in the Issuer or Public Company.	√	√	√	√
Does not have an affiliated relationship with the Issuer or Public Company, member of the Board of Commissioners, member of the Board of Directors, or Major Shareholder of the Issuer or Public Company.	√	√	√	√
Does not have any direct or indirect business relationship related to the business activities of the Issuer or Public Company.	√	√	√	√

* Resigned from his position as Independent Commissioner at the 2023 Financial Year GMS on February 7, 2024.
** Appointed as Independent Commissioner at the EGMS on September 26, 2024 and effective since the Decree of the Members of the Board of Commissioners of the Financial Services Authority dated November 4, 2024

The presence of an Independent Commissioner is intended to be able to encourage the creation of an objective climate and work environment, placing fairness and equality among various interests, including the interests of minority shareholders and other stakeholders.

Independent Commissioner must be free from conflicts of interest. In order to support the implementation of the Company's GCG, shareholders in the GMS determine the Independent Commissioners with the number and requirements as stipulated in the laws and regulations to carry out supervisory duties towards the Bank.

Independent Commissioner's Statement



SURAT PERNYATAAN

Saya yang bertandangan di bawah ini :

Nama	: Candra Fajri Ananda
Tempat dan Tanggal Lahir	: Lumajang, 29 Oktober 1964
No. KTP/Paspor	: 3579012910640001
Alamat	: Jl. Diponegoro III/14 Kota Batu
Jabatan	: Guru Besar UB

Bertindak selaku calon anggota Komisaris Independen Bank Jatim, untuk dan atas nama diri sendiri, menyatakan bahwa saya :

1. berkomitmen untuk mematuhi ketentuan dan peraturan perundang-undangan khususnya di bidang perbankan dan mendukung kebijakan OJK;
2. tidak pernah dihukum karena terbukti melakukan tindak pidana berupa :
   a) Tindak pidana di Sektor Jasa Keuangan yang pidanatnya telah selesai dijalani dalam waktu 20 (dua puluh) tahun terakhir sebelum dicalonkan;
   b) Tindak pidana kejahatan yaitu tindak pidana yang tercantum dalam kitab Undang-undang Hukum Pidana (KUHP) dan/atau yang sejenis KUHP di luar negeri dengan ancaman hukuman pidana penjara 1 (satu) tahun atau lebih yang pidananya telah selesai dijalani dalam waktu 10 (sepuluh) tahun terakhir sebelum dicalonkan; dan /atau
   c) Tindak pidana lainnya dengan ancaman hukuman pidana penjara 1 (satu) tahun atau lebih; antara lain korupsi, pencucian uang, narkotika/ psikotropika, penyelundupan, kepabeanan, cukai, perdagangan orang, perdagangan senjata gelap, terorisme, pemalsuan uang, dibidang perpajakan, di bidang kehutanan, di bidang lingkungan hidup, di bidang kelautan, dan perikanan, yang pidananya telah selesai dijalani dalam waktu 20 (dua puluh) tahun terakhir sebelum dicalonkan.
3. tidak sedang dilarang untuk menjadi Pihak Utama yang antara lain tidak tercantum dalam Daftar Tidak Lulus;
4. tidak memiliki kredit dan/ atau pembiayaan macet;
5. saya tidak pernah dinyatakan pailit dan/atau tidak pernah menjadi pemegang saham, pengendali, anggota Direksi, atau anggota Dewan Komisaris yang dinyatakan bersalah menyebabkan suatu perseroan dinyatakan pailit dalam waktu 5 (lima) tahun terakhir sebelum tanggal pengajuan permohonan;
6. bukan merupakan pengendali, anggota Direksi atau anggota Dewan Komisaris dari badan hukum yang mempunyai kredit dan/atau pembiayaan macet;



7. tidak merangkap jabatan sebagai anggota Dewan Komisaris, anggota Direksi atau pejabat Eksekutif pada lembaga perbankan, perusahaan atau lembaga lain melebihi yang diperkenankan dalam ketentuan yang berlaku;
8. tidak saling memiliki hubungan keluarga sampai dengan derajat kedua termasuk besan dengan sesama anggota Direksi atau anggota Dewan Komisaris;
9. berkomitmen mengembangkan operasional Bank yang sehat dan mendukung kebijakan OJK;
10. tidak akan melakukan dan/atau mengulangi perbuatan dan/atau tindakan yang menyebabkan yang bersangkutan termasuk sebagai pihak yang dilarang untuk menjadi Pihak Utama;
11. saya tidak sedang menjalani proses hukum; tidak sedang dalam proses penilaian kemampuan dan kepatutan, dan/atau tidak sedang menjalani proses penilaian kembali karena terdapat indikasi permasalahan integritas dan/atau kelayakan / reputasi keuangan pada suatu LJK;
12. bersedia menerima keputusan hasil penilaian kemampuan dan kepatutan dan tidak akan mengajukan tuntutan atau gugatan dalam bentuk apapun terhadap hasil penilaian kemampuan dan kepatutan yang ditetapkan oleh Otoritas Jasa Keuangan;
13. merupakan pihak yang independen terhadap pemilik bank atau PSP;
14. tidak memiliki hubungan kepengurusan, kepemilikan saham dan/atau hubungan keluarga dengan anggota dewan komisaris lainnya, anggota direksi dan/atau pemegang saham pengendali atau hubungan lain yang dapat mempengaruhi kemampuannya untuk bertindak independen.

Apabila ternyata di kemudian hari pernyataan saya tersebut di atas terbukti tidak benar dan/atau saya melanggar komitmen tersebut di atas maka saya bersedia menerima segala keputusan Otoritas Jasa Keuangan berikut konsekuensinya sesuai peraturan yang berlaku.

Demikian surat pernyataan ini saya buat dengan penuh kesadaran dan tanpa paksaan dari pihak manapun.

Surabaya

(Candra Fajri Ananda)



SURAT PERNYATAAN

Saya yang bertandatangan di bawah ini:

Nama	: Muhammad Mas'ud
Tempat dan Tanggal Lahir	: Sidoarjo, 08 Maret 1964
No. KTP/Paspor	: 3515010803640002
Alamat	: Jl. Ikan Tombro Timur 44 Malang

bertindak sebagai calon anggota Dewan Komisaris Independen PT Bank Pembangunan Daerah Jawa Timur Tbk untuk dan atas nama diri sendiri, menyatakan bahwa:

1. saya tidak sedang menjalani proses hukum, proses pemilahan kemampuan dan kepatutan, dan/atau sedang menjalani proses pemilihan kembali karena terdapat indikasi pemenuhkan integritas, kelayakan/kepatutan kesanggupan dan/atau kompetensi pada status LJK;
2. saya tidak pernah dihukum karena terbukti melakukan tindak pidana berupa :
   a. tindak pidana di sektor jasa keuangan yang pidanaanya telah selesai dijalani dalam waktu 20 (dua puluh) tahun terakhir sebelum dicalonkan;
   b. tindak pidana kejahatan yaitu tindak pidana yang kewenangan dalam Kitab Undang-undang Hukum Pidana (KUHP) dan/atau yang sejenis KUHP di luar negeri dengan ancaman hukuman pidana penjara 1 (satu) tahun atau lebih yang pidanaanya telah selesai dijalani dalam waktu 10 (sepuluh) tahun terakhir sebelum dicalonkan; dan/atau
   c. tindak pidana lainnya dengan ancaman hukuman pidana penjara 1 (satu) tahun atau lebih, antara lain korupsi, pencucian uang, narkotika/psikotropika, penyelundupan, hipnotisme, culas, perdagangan orang, perdagangan senjata gelap, terorisme, pemalsuan uang, di bidang perpajakan, di bidang kehutanan, di bidang lingkungan hidup, di bidang kelautan, dan perikanan, yang pidanaanya telah selesai dijalani dalam waktu 20 (dua puluh) tahun terakhir sebelum dicalonkan;



3. saya tidak sedang dikenai sanksi sebagai Pihak Utama yang antara lain tidak tercantum dalam Daftar Tidak Lulus;
4. saya tidak pernah dinyatakan pailit dan/atau tidak pernah menjadi pengurus saham, pengendali, anggota Direksi atau anggota Dewan Komisaris yang dinyatakan bersalah menyebabkan suatu perseroan dinyatakan pailit berdasarkan ketetapan pengadilan dalam waktu 5 (lima) tahun terakhir sebelum masa pencalonan;
5. saya tidak memiliki kredit dan/atau pembiayaan macet;
6. Saya tidak mempunyai hubungan suatu baik langsung maupun tidak langsung yang berkaitan dengan kegiatan usaha Bank Jatim;
7. saya bukan merupakan pengendali, anggota Direksi, atau anggota Dewan Komisaris dari badan hukum yang mempunyai kredit dan/atau pembiayaan macet;
8. saya tidak merangkap jabatan sebagai anggota Direksi, anggota Dewan Komisaris atau Pejabat Eksekutif pada lembaga perbankan, perusahaan atau lembaga lain, melebihi yang diperkenankan dalam ketentuan yang berlaku;
9. saya tidak memiliki hubungan keluarga sampai dengan derajat kedua termasuk besan dengan sesama anggota Dewan Komisaris atau anggota Direksi (berlaku bagi mayoritas anggota Direksi Bank);
10. Saya merupakan pihak yang independen dan bersedia bertindak independen terhadap pemilik bank atau PSP (khusus bagi calon Komisaris Independen);
11. Saya tidak mempunyai saham baik langsung maupun tidak langsung pada Bank Jatim;
12. saya berkomitmen mengembangkan operasional bank yang sehat dan mendukung kebijakan OJK;
13. Saya memiliki pengalaman dan/atau keahlian di bidang yang dibutuhkan Institusi atau Perusahaan Publik;
14. saya berkomitmen untuk memenuhi ketentuan dan peraturan perundang-undangan khususnya di bidang perbankan dan bersedia mendukung kebijakan OJK;



15. saya bersedia menerima keputusan hasil penilaian kemampuan dan kepatutan dan tidak akan mengajukan tuntutan atau gugatan dalam bentuk apapun terhadap hasil penilaian kemampuan dan kepatutan yang ditetapkan oleh Otoritas Jasa Keuangan.

Apabila ternyata di kemudian hari pernyataan di atas terbukti tidak benar dan/atau saya melanggar ketentuan tersebut di atas maka kami bersedia segala konsekuensi Otoritas Jasa Keuangan berikut konsekuensinya sesuai peraturan yang berlaku.

Demikian surat pernyataan ini kami buat dengan penuh kesadaran dan tanpa paksaan dari pihak manapun.

Surabaya, 25 Januari 2019

MUHAMMAD MAS'UD



SURAT PERNYATAAN

Saya yang bertandatangan di bawah ini:

Nama : Sutaryono
Tempat dan Tanggal Lahir : Blitar, 02 Oktober 1960
No. KTP/Paspor : 3573021210600003
Alamat : Jl. Simpang Teluk Grajakan 20 Malang

bertindak selaku calon anggota Dewan Komisaris untuk dan atas nama diri sendiri, menyatakan bahwa:

1. Saya tidak sedang menjalani proses hukum, tidak sedang dalam proses penilaian kemampuan dan kepatutan, dan/atau tidak sedang menjalani proses penilaian kembali karena terdapat indikasi permasalahan integritas dan/atau kelayakan/reputasi keuangan pada suatu LJK;
2. Saya tidak pernah dihukum karena terbukti melakukan tindak pidana berupa :
   a. Tindak pidana di sektor jasa keuangan yang pidananya telah selesai dijalani dalam waktu 20 (dua puluh) tahun terakhir sebelum dicalonkan;
   b. Tindak pidana kejahatan yaitu tindak pidana yang tercantum dalam Kitab Undang-undang Hukum Pidana (KUHP) dan/atau yang sejenis KUHP di luar negeri dengan ancaman hukuman pidana penjara 1 (satu) tahun atau lebih yang pidananya telah selesai dijalani dalam waktu 10 (sepuluh) tahun terakhir sebelum dicalonkan; dan/atau
   c. Tindak pidana lainnya dengan ancaman hukuman pidana penjara 1 (satu) tahun atau lebih, antara lain korupsi, pencucian uang, narkotika/psikotropika, penyelundupan, kepabeanan, cukai, perdagangan orang, perdagangan senjata gelap, terorisme, pemalsuan uang, di bidang perpajakan, di bidang kehutanan, di bidang lingkungan hidup, di bidang kelautan, dan perikanan, yang pidananya telah selesai dijalani dalam waktu 20 (dua puluh) tahun terakhir sebelum dicalonkan.
3. Saya tidak sedang dilarang untuk menjadi Pihak Utama yang antara lain tidak tercantum dalam Daftar Tidak Lulus.
4. Saya tidak pernah dinyatakan pailit dan/atau tidak pernah menjadi pemegang saham, pengendali, anggota Direksi, atau anggota Dewan Komisaris yang dinyatakan bersalah menyebabkan suatu perseroan dinyatakan pailit berdasarkan ketetapan pengadilan dalam waktu 5 (lima) tahun terakhir sebelum tanggal pengajuan permohonan;
5. Saya tidak memiliki kredit dan/atau pembiayan macet;



6. Saya tidak akan melakukan dan/atau mengulangi perbuatan dan/atau tindakan yang menyebabkan yang bersangkutan termasuk sebagai pihak yang dilarang untuk menjadi Pihak Utama (bagi calon yang pernah dilarang sebagai Pihak Utama*);
7. Saya bukan merupakan pengendali, anggota Direksi, atau anggota Dewan Komisaris dari badan hukum yang mempunyai kredit dan/atau pembiayan macet;
8. Saya tidak merangkap jabatan sebagai anggota Direksi, anggota Dewan Komisaris atau Pejabat Eksekutif pada lembaga perbankan, perusahaan atau lembaga lain, melebihi yang diperkenankan dalam ketentuan yang berlaku;
9. Tidak memiliki hubungan keluarga sampai dengan derajat kedua termasuk besan dengan anggota Dewan Komisaris atau anggota Direksi (berlaku bagi mayoritas anggota Direksi Bank);
10. Merupakan pihak yang independen dan bersedia bertindak independen terhadap pemilik bank atau PSP (khusus bagi calon Komisaris Independen);
11. Tidak memiliki hubungan keuangan, kepengurusan, kepemilikan saham dan/atau hubungan keluarga dengan anggota dewan komisaris lainnya, anggota direksi dan/atau pengendali saham pengendali atau hubungan lain yang dapat mempengaruhi kemampuannya untuk bertindak independen (khusus bagi calon Komisaris Independen);
12. Saya bersedia untuk melakukan pengembangan operasional....* yang sehat;
13. Saya berkomitmen untuk mematuhi ketentuan dan peraturan perundang-undangan khususnya di bidang perbankan dan bersedia mendukung kebijakan OJK;
14. Saya bersedia menerima keputusan hasil penilaian kemampuan dan kepatutan dan tidak akan mengajukan tuntutan atau gugatan dalam bentuk apapun terhadap hasil penilaian kemampuan dan kepatutan yang ditetapkan oleh Otoritas Jasa Keuangan.

Apabila ternyata di kemudian hari pernyataan di atas terbukti tidak benar dan/atau saya melanggar komitmen tersebut di atas maka kami menerima segala keputusan Otoritas Jasa Keuangan berikut konsekuensinya sesuai peraturan yang berlaku.

Demikian surat pernyataan ini kami buat dengan penuh kesadaran dan tanpa paksaan dari pihak manapun.

Surabaya, 10 September 2021



SURAT PERNYATAAN

Saya yang bertandatangan di bawah ini:

Nama : Dadang Setiabudi
Tempat dan Tanggal Lahir : Ciwidi, 23 Juni 1962
No. KTP/Paspor : 3174062306620003
Alamat : Jl. Jurandi Kompl. Pertamina No. 38 RT 012 RW 003 Cipete Selatan, Cilandak, Jakarta Selatan 12430

bertindak selaku calon anggota Dewan Komisaris PT Bank Pembangunan Daerah Jawa Timur Tbk, untuk dan atas nama diri sendiri, menyatakan bahwa:

1. saya tidak sedang menjalani proses hukum, tidak sedang dalam proses penilaian kemampuan dan kepatutan, dan/atau tidak sedang dalam proses penilaian kembali karena terdapat indikasi permasalahan integritas dan/atau kelayakan/reputasi keuangan pada suatu LJK;
2. saya tidak pernah dihukum karena terbukti melakukan tindak pidana berupa :
   a. tindak pidana di Sektor Jasa Keuangan yang pidanannya telah selesai dijalani dalam waktu 20 (dua puluh) tahun terakhir sebelum dicalonkan;
   b. tindak pidana kejahatan yaitu tindak pidana yang tercantum dalam Kitab Undang-undang Hukum Pidana (KUHP) dan/atau yang sejenis KUHP di luar negeri dengan ancaman hukuman pidana penjara 1 (satu) tahun atau lebih yang pidanannya telah selesai dijalani dalam waktu 10 (sepuluh) tahun terakhir sebelum dicalonkan; dan/atau
   c. tindak pidana lainnya dengan ancaman hukuman pidana penjara 1 (satu) tahun atau lebih, antara lain korupsi, pencucian uang, narkotika/psikotropika, penyelundupan, kepabeanan, cukai, perdagangan orang, perdagangan senjata gelap, terorisme, pemalsuan uang, di bidang perpajakan, di bidang kehutanan, di bidang lingkungan hidup, di bidang kelautan, dan perikanan, yang pidanannya telah selesai dijalani dalam waktu 20 (dua puluh) tahun terakhir sebelum dicalonkan;
3. saya tidak sedang dilarang untuk menjadi Pihak Utama yang antara lain tidak tercantum dalam Daftar Tidak Lulus (DTL);
4. saya tidak pernah dinyatakan pailit dan/atau tidak pernah menjadi pemegang saham, pengendali, anggota Direksi atau anggota Dewan Komisaris yang dinyatakan bersalah menyebabkan suatu perseroan dinyatakan pailit berdasarkan ketetapan pengadilan dalam waktu 5 (lima) tahun terakhir sebelum tanggal pengajuan permohonan;
5. saya tidak memiliki kredit dan/atau pembiayan macet;
6. saya tidak akan melakukan dan/atau mengulangi perbuatan dan/atau tindakan yang menyebabkan yang bersangkutan termasuk sebagai pihak yang dilarang untuk menjadi Pihak Utama; (bagi calon yang pernah dilarang sebagai Pihak Utama)



7. saya bukan merupakan pengendali, anggota Direksi, atau anggota Dewan Komisaris dari badan hukum yang mempunyai kredit dan/atau pembiayan macet;
8. saya tidak merangkap jabatan sebagai anggota Dewan Komisaris, anggota Direksi atau Pejabat Eksekutif pada lembaga perbankan, perusahaan atau lembaga lain melebihi yang diperkenankan dalam ketentuan yang berlaku;
9. saya tidak memiliki hubungan keluarga sampai dengan derajat kedua termasuk besan dengan anggota Direksi atau anggota Dewan Komisaris;
10. saya merupakan pihak yang independen dan bersedia bertindak independen terhadap pemilik bank atau PSP;
11. saya tidak mempunyai saham baik langsung maupun tidak langsung pada entitas atau perusahaan publik tersebut dan tidak mempunyai hubungan usaha baik langsung maupun tidak langsung yang berkaitan dengan kegiatan usaha entitas atau perusahaan publik tersebut;
12. saya tidak memiliki hubungan keuangan, kepengurusan, kepemilikan saham dan/atau hubungan keluarga dengan anggota Dewan Komisaris lainnya, anggota Direksi dan/atau Pemegang Saham Pengendali atau hubungan lain yang dapat mempengaruhi kemampuannya untuk bertindak independen;
13. saya bersedia untuk melakukan pengembangan operasional PT Bank Pembangunan Daerah Jawa Timur Tbk yang sehat dan mendukung kebijakan OJK;
14. saya berkomitmen untuk mematuhi ketentuan dan peraturan perundang-undangan khususnya dibidang perbankan dan bersedia untuk mendukung kebijakan OJK;
15. saya bersedia menerima keputusan hasil penilaian kemampuan dan kepatutan dan tidak akan mengajukan tuntutan atau gugatan dalam bentuk apapun terhadap hasil penilaian kemampuan dan kepatutan yang ditetapkan oleh Otoritas Jasa Keuangan;

Apabila ternyata di kemudian hari pernyataan saya tersebut di atas terbukti tidak benar dan/atau saya melanggar komitmen tersebut di atas maka kami menerima segala keputusan Otoritas Jasa Keuangan berikut konsekuensinya sesuai peraturan yang berlaku.

Demikian surat pernyataan ini kami buat dengan penuh kesadaran dan tanpa paksaan dari pihak manapun.

Surabaya, 27 Agustus 2024

(DADANG SETIABUDI)

Meeting of Board of Commissioners

Meeting Policy

The Board of Commissioners must hold regular meetings, and arrange a meeting schedule for the following year before the end of the financial year.

1. The implementation of the meeting can be divided into two, namely:
   a. Internal meetings of the Board of Commissioners.
   b. Meetings of the Board of Commissioners with the Board of Directors and/or Head of Work Unit (Division) in accordance with the topic discussed.
2. Internal meetings of the Board of Commissioners must be held regularly at least once every 2 (two) months (6 (six) times a year).
3. Meetings of the Board of Commissioners with the Board of Directors must be held regularly at least once every 2 (two) months (6 (six) times a year).
4. Meetings can also be held at any time at the request of 1 (one) or several Members of the Board of Commissioners or at the request of the Board of Directors, stating matters to be discussed.
5. Meetings of the Board of Commissioners and/or Meetings of the Board of Commissioners with the Board of Directors can be thematic in accordance with existing problems under certain conditions;
6. At the meeting that has been scheduled, meeting materials are submitted to participants no later than 5 (five) days before the meeting is held.
7. In the event that a meeting is held outside the schedule set out in point 6, the meeting materials shall be submitted to the meeting participants no later than before the meeting is held.
8. The meeting of the Board of Commissioners is chaired by the President Commissioner, in the event that the President Commissioner is unable to attend or is absent which does not need to be proven to a third party, the meeting of the Board of Commissioners is chaired by a member of the Board of Commissioners who is elected by and from the members of the Board of Commissioners who are present.
9. A member of the Board of Commissioners can be represented in a meeting of the Board of Commissioners only by another member of the Board of Commissioners based on a power of attorney.
10. Meetings of the Board of Commissioners are valid and have the right to make binding decisions if more than ½ (one half) of the total members of the Board of Commissioners are present or represented at the meeting.
11. Decisions of the Board of Commissioners meeting must be made based on deliberation to reach consensus.
12. If a decision cannot be made by deliberation to reach a consensus, the decision is made by voting based on a vote in agreement of at least more than ½ (one half) of the number of votes cast in the meeting.

Internal Meeting of Board of Commissioners

INTERNAL MEETING PLAN OF THE BOARD OF COMMISSIONERS

The Board of Commissioners has drawn up plans for a meeting in 2024 in the Work Program of the Board of Commissioners. The Board of Commissioners Meeting Plan is prepared as a guideline in the implementation of the meeting in accordance with the time specified both the internal meeting of the Board of Commissioners and the meeting with the Board of Directors, among others as follows:

Quarter I

- Monthly Review on Bank Performance.
- Review and approval of the Annual Report and Consolidated Financial Statements for the 2024 Audited Fiscal Year.
- Quarterly Review on Bank Performance for 2024.
- Preparation for the 2024 Annual General Meeting of Shareholders.
- Program review and performance appraisal of the Board of Commissioners and Committees.
- Quarterly Review of Risk Profile, Business Activities, IT, HR and Annual Strategic Initiatives for Fiscal Year 2024.

Quarter II

- Monthly Review on Bank Performance.
- Quarterly Review of Risk Profile, Business Activities, IT, HR and Other Strategic Initiatives for the Quarter I/2024 period.
- Supervision and evaluation of the Bank's Soundness Level, Risk Management, Governance Implementation, as well as a review of the compliance function report and the implementation of the Compliance Director's duties.
- Discussion on preparation of the Board of Commissioners' supervisory report on the RBB for semester 1.
- Discussion of the Nomination Process for Candidates for Bank Management.
- Review of Bank's internal policies/regulations (BPP/SOP).

Quarter III

- Monthly Review on Bank Performance
- Quarterly Review of Risk Profile, Business Activities, IT, HR and Other Strategic Initiatives for the Quarter II/2024 period.
- Discussion of the Company's 2024 Work Plan and Budget.
- Discussion of the Nomination Process for Candidates for Bank Management.
- Discussion of the process of selecting a Public Accounting Firm (KAP) for the 2024 Financial Statement Audit.

Quarter IV

- Monthly Review on Bank Performance.
- Quarterly Review of Risk Profile, Business Activities, IT, HR and Other Strategic Initiatives for the Quarter III/2023 period.

- Approval of the Bank's 2024 Business Plan, Sustainable Finance Action Plan;
- Supervision and evaluation of the Bank's Soundness Level, Risk Management and, Implementation of governance, as well as review of compliance function reports and implementation of the Compliance Director's duties;
- Approval of the Bank Business Plan;
- Discussion on the preparation of the Work Program and Budget for the Board of Commissioners and Committees for 2025; And
- Preparation of a governance implementation report for the 2024 financial year.

REALIZATION OF THE INTERNAL MEETING OF THE BOARD OF COMMISSIONERS

Throughout 2024, the agenda, dates and participants of the Board of Commissioners Meetings are as follows.

Table of Board of Commissioners Meetings

No	Date	Meeting Agenda	Meeting participants	Attendance	Reason for Absence
1	January 24, 2024	Appointment of GMS Leaders and Division of Duties of the Board of Commissioners in the GMS for the 2023 Financial Year	Muhammad Mas'ud	Present	
			Adhy Karyono	Present	
			Sumaryono	Present	
			Candra Fajri Ananda*	Not Present	Permit
2	January 29, 2024	Discussion of Remuneration and Nomination Committee Recommendations	Muhammad Mas'ud	Present	
			Adhy Karyono	Not Present	Permit
			Sumaryono	Present	
			Candra Fajri Ananda*	Present	
3	March 21, 2024	Follow-up Update Regarding the Results of the Financial Services Authority Inspection	Muhammad Mas'ud	Present	
			Adhy Karyono	Not Present	Permit
			Sumaryono	Present	
4	March 28, 2024	1. Discussion on Updating the SOP of the Board of Commissioners and the Board of Commissioners Committee 2. Discussion on the Remuneration and Nomination Committee Recommendations Regarding THR for Management	Muhammad Mas'ud	Present	
			Adhy Karyono	Not Present	Permit
			Sumaryono	Present	
5	April 06, 2024	1. Discussion of the Board of Commissioners› Directions at the Joint Board of Commissioners Meeting with the Board of Directors (Radirkom March 21, 2024) 2. Discussion of the Financial Services Authority Letter Number SR-18/ KO.14/2024 dated March 18, 2024 concerning Follow-up to the Bank›s Board of Commissioners Composition Report	Adhy Karyono	Present	
			Muhammad Mas'ud	Present	
			Sumaryono	Present	
6	May 06, 2024	Performance Insight and Overview with Finance, Treasury & Global Services Directorate	Muhammad Mas'ud	Present	
			Adhy Karyono	Not Present	Permit
			Sumaryono	Present	
7	June 03, 2024	Performance Insight and Overview with Operations Directorate	Muhammad Mas'ud	Present	
			Adhy Karyono	Not Present	Permit
			Sumaryono	Present	
8	June 03, 2024	Board of Directors› Review of Adjustment of Bank Business Plan (RBB) 2024	Muhammad Mas'ud	Present	
			Adhy Karyono	Not Present	Permit
			Sumaryono	Present	
9	June 21, 2024	Discussion of Remuneration & Nomination Committee Recommendations Regarding Candidates for Bank Jatim Management	Muhammad Mas'ud	Present	
			Adhy Karyono	Present	
			Sumaryono	Present	

No	Date	Meeting Agenda	Meeting participants	Attendance	Reason for Absence
10	July 09, 2024	In-depth and Overview of Amartha Fintech Performance with the Micro Retail & Medium Directorate and the Risk Management Directorate	Muhammad Mas'ud	Present	
			Adhy Karyono	Present	
			Sumaryono	Present	
11	August 08, 2024	1. Recommendation of the Remuneration & Nomination Committee Regarding the Provision of Remuneration for Management 2. Plan for the Implementation of the 2024 Bank Jatim Extraordinary GMS	Muhammad Mas'ud	Present	
			Adhy Karyono	Not Present	Permit
			Sumaryono	Present	
12	September 04, 2024	1. Recommendation of the Remuneration & Nomination Committee Regarding the Remuneration Evaluation for the Sharia Supervisory Board 2. Appointment of the Leader of the 2024 EGMS	Muhammad Mas'ud	Present	
			Adhy Karyono	Not Present	Permit
			Sumaryono	Present	
13	October 01, 2024	Evaluation of Bank Jatim Organizational Structure	Muhammad Mas'ud	Present	
			Adhy Karyono	Not Present	Permit
			Sumaryono	Present	
14	October 23, 2024	Discussion of Assessment of Candidate Members of the Remuneration & Nomination Committee (Independent Party)	Muhammad Mas'ud	Present	
			Adhy Karyono	Not Present	Permit
			Sumaryono	Present	
15	October 23, 2024	Discussion of Career Path Account Officer (AO) and Funding Officer (FO)	Muhammad Mas'ud	Present	
			Adhy Karyono	Not Present	Permit
			Sumaryono	Present	
16	October 30, 2024	Progress of Public Accounting (AP)/Public Accounting Firm (KAP) Procurement to Conduct Financial Statement Audit of PT Bank Pembangunan Daerah Jawa Timur Tbk (Bank Jatim) in 2024	Muhammad Mas'ud	Present	
			Adhy Karyono	Not Present	Permit
			Sumaryono	Present	
17	November 18, 2024	The discussion includes: 1. Discussion of the Work Program & Budget of the Board of Commissioners and Committees for 2025 2. Discussion of the Composition of Membership of the Board of Commissioners Committees 3. Appointment of the Leader of the 2024 Extraordinary General Meeting of Shareholders	Muhammad Mas'ud	Present	
			Adhy Karyono	Not Present	Permit
			Sumaryono	Present	
			Dadang Setiabudi*	Present	

Note:
* Resigned from his position as Independent Commissioner at the 2023 Financial Year GMS on February 7, 2024.
** Appointed as Independent Commissioner at the EGMS on September 26, 2024 and effective since the Decree of the Members of the Board of Commissioners of the Financial Services Authority dated November 4, 2024

Joint Meeting of the Board of Commissioners and the Board of Directors

The Joint Meeting of the Board of Commissioners with the Board of Directors consists of a Joint Meeting of the Board of Commissioners inviting the Board of Directors or vice versa.

REALIZATION OF JOINT MEETINGS OF THE BOARD OF COMMISSIONERS AND THE BOARD OF DIRECTORS

Throughout 2024, the agenda, dates and participants of the joint meetings of the Board of Commissioners and the Board of Directors are as follows.

Table of Joint Meetings of the Board of Commissioners and Directors

No	Date	Meeting Agenda	Board of Commissioners Meeting Participants	Present/ Not Present	Reason for Absence	Board of Directors Meeting Participants	Present/ Not Present	Reason for Absence
1	January 9, 2024	Preparation for Bank Jatim's Annual General Meeting of Shareholders for the 2023 Fiscal Year	Muhammad Mas'ud	Present		Busrul Iman	Present	
			Sumaryono	Present		Tonny Prasetyo**	Present	
			Candra Fajri Ananda*	Not Present	Permit	Arief Wicaksono	Present	
			Adhy Karyono	Not Present	Permit	Eko Susetyono	Present	
						Edi Masrianto	Present	
						Zulhelfi Abidin	Present	
						Arif Suhirman	Present	
2	January 25, 2024	Governance Self Assessment Results for December 2023				Busrul Iman	Present	
			Muhammad Mas'ud	Present		Tonny Prasetyo**	Present	
			Candra Fajri Ananda*	Not Present	Permit	Arief Wicaksono	Present	
			Sumaryono	Present		Eko Susetyono	Present	
			Adhy Karyono	Present		Edi Masrianto	Present	
						Zulhelfi Abidin	Present	
						Arif Suhirman	Not Present	Business Travel
3	February 21, 2024		Muhammad Mas'ud	Present		Busrul Iman	Present	
		Bank Jatim Performance	Adhy Karyono	Present		Arif Suhirman	Present	
		January 2024 Position	Candra Fajri Ananda*	Not Present	Permit	Arief Wicaksono	Present	
			Sumaryono	Present		Eko Susetyono	Present	
						Edi Masrianto	Present	
						Zulhelfi Abidin	Present	
4	March 21, 2024	Bank Jatim Financial Performance Position February 2024	Muhammad Mas'ud	Present		Busrul Iman	Present	
			Sumaryono	Present				
			Adhy Karyono	Not Present	Permit	Arief Wicaksono	Present	
						Eko Susetyono	Present	
						Edi Masrianto	Present	
						Zulhelfi Abidin	Present	
						Arif Suhirman	Present	

No	Date	Meeting Agenda	Board of Commissioners Meeting Participants	Present/ Not Present	Reason for Absence	Board of Directors Meeting Participants	Present/ Not Present	Reason for Absence
5	April 26, 2024	Bank Jatim Financial Performance March 2024	Muhammad Mas'ud	Present		Busrul Iman	Present	
			Adhy Karyono	Not Present	Permit			
			Sumaryono	Present		Arief Wicaksono	Present	
						Eko Susetyono	Present	
						Edi Masrianto	Present	
						Zulhelfi Abidin	Present	
						Arif Suhirman	Present	
6	May 20, 2024	Bank Jatim Financial Performance Position April 2024	Muhammad Mas'ud	Present		Busrul Iman	Present	
			Sumaryono	Present				
			Adhy Karyono	Not Present	Permit	Arief Wicaksono	Present	
						Eko Susetyono	Present	
						Edi Masrianto	Present	
						Zulhelfi Abidin	Present	
						Arif Suhirman	Present	
7	June 21, 2024	Bank Jatim Financial Performance Position May 2024	Muhammad Mas'ud	Present		Busrul Iman	Present	
			Sumaryono	Present				
			Adhy Karyono	Not Present	Permit	Arief Wicaksono	Present	
						Eko Susetyono	Present	
						Edi Masrianto	Present	
						Zulhelfi Abidin	Present	
						Arif Suhirman	Present	
8	July 04, 2024	BI FAST Discussion	Muhammad Mas'ud	Present		Busrul Iman	Present	
			Adhy Karyono	Present		Arief Wicaksono	Present	
			Sumaryono	Present		Eko Susetyono	Present	
						Edi Masrianto	Present	
						Zulhelfi Abidin	Present	
						Arif Suhirman	Present	
9	July 29, 2024	Business Group Plan Bank with Bank Banten	Muhammad Mas'ud	Present		Busrul Iman	Present	
			Adhy Karyono	Present		Umi Rodiyah***)	Present	
			Sumaryono	Present		Arief Wicaksono	Present	
						Eko Susetyono	Present	
						Edi Masrianto	Present	
						Zulhelfi Abidin	Present	
						Arif Suhirman	Present	
10	July 29, 2024	Self Assessment Results of Bank Jatim Governance Period June 2024	Muhammad Mas'ud	Present		Busrul Iman	Present	
			Adhy Karyono	Present		Umi Rodiyah***)	Present	
			Sumaryono	Present		Arief Wicaksono	Present	
						Eko Susetyono	Present	
						Edi Masrianto	Present	
						Zulhelfi Abidin	Present	

No	Date	Meeting Agenda	Board of Commissioners Meeting Participants	Present/ Not Present	Reason for Absence	Board of Directors Meeting Participants	Present/ Not Present	Reason for Absence
						Arif Suhirman	Present	
11	July 29, 2024	AML, CFT & PFWMD Implementation Report	Muhammad Mas'ud	Present		Busrul Iman	Present	
			Adhy Karyono	Present		Umi Rodiyah***)	Present	
			Sumaryono	Present		Arief Wicaksono	Present	
						Eko Susetyono	Present	
						Edi Masrianto	Present	
						Zulhelfi Abidin	Present	
						Arif Suhirman	Present	
12	July 29, 2024	Bank Jatim Financial Performance June 2024 Period	Muhammad Mas'ud	Present		Busrul Iman	Present	
			Adhy Karyono	Present		Umi Rodiyah***)	Present	
			Sumaryono	Present		Arief Wicaksono	Present	
						Eko Susetyono	Present	
						Edi Masrianto	Present	
						Zulhelfi Abidin	Present	
						Arif Suhirman	Present	
13	August 26, 2024	Bank Lampung Due Diligence Report by Independent Consultant	Muhammad Mas'ud	Present		Busrul Iman	Present	
			Adhy Karyono	Not Present	Permit	Umi Rodiyah***)	Present	
			Sumaryono	Present		Arief Wicaksono	Present	
						Eko Susetyono	Present	
						Edi Masrianto	Present	
						Zulhelfi Abidin	Present	
						Arif Suhirman	Present	
14	August 26, 2024	Bank Jatim Financial Performance for the Period of July 2024	Muhammad Mas'ud	Present		Busrul Iman	Present	
			Adhy karyono	Not Present	Permit	Umi Rodiyah***)	Present	
			Sumaryono	Present		Arief Wicaksono	Present	
						Eko Susetyono	Present	
						Edi Masrianto	Present	
						Zulhelfi Abidin	Present	
						Arif Suhirman	Present	
15	September 23, 2024*****)	1. Progress of Preparation for the Extraordinary General Meeting of Shareholders (EGMS) in 2024 2. Financial Performance of Bank Jatim for the Period of August 2024	Muhammad Mas'ud	Present		Busrul Iman	Present	
			Adhy Karyono	Present		Umi Rodiyah***)	Present	
			Sumaryono	Present		Arief Wicaksono	Present	
						Eko Susetyono	Present	
						Edi Masrianto	Present	
						Zulhelfi Abidin	Present	
						Arif Suhirman	Present	

No	Date	Meeting Agenda	Board of Commissioners Meeting Participants	Present/ Not Present	Reason for Absence	Board of Directors Meeting Participants	Present/ Not Present	Reason for Absence
16	October 24, 2024	1. Progress of Bank Business Group (KUB) Implementation 2. Bank Jatim Stock Performance 3. Bank Jatim Financial Performance for the period September 2024 4. Plan for Implementation of Extraordinary General Meeting of Shareholders in 2024	Muhammad Mas'ud	Present		Busrul Iman	Present	
			Adhy Karyono	Not Present	Permit	Umi Rodiyah***)	Present	
			Sumaryono	Present		Arief Wicaksono	Present	
						Eko Susetyono	Present	
						Edi Masrianto	Present	
						Zulhelfi Abidin	Present	
						Arif Suhirman	Present	
17	November 18, 2024	1. Bank Business Plan (RBB) 2025 2. Changes in Organizational Structure 3. Preparation for the 2024 Extraordinary General Meeting of Shareholders (EGMS) 4. Bank Jatim Financial Performance October 2024 3. Progress of Bank Business Group 4. BI FAST Progress	Muhammad Mas'ud	Present		Busrul Iman	Present	
			Adhy Karyono	Present		Umi Rodiyah***)	Present	
			Sumaryono	Present		Arief Wicaksono	Present	
			Dadang Setiabudi****)	Present		Eko Susetyono	Present	
				Present		Edi Masrianto	Present	
						Zulhelfi Abidin	Present	
						Arif Suhirman	Present	

No	Date	Meeting Agenda	Board of Commissioners Meeting Participants	Present/ Not Present	Reason for Absence	Board of Directors Meeting Participants	Present/ Not Present	Reason for Absence
18	December 10, 2024	1. Feasibility Study Results of Bank of Southeast Sulawesi and East Nusa Tenggara 2. Bank Lampung Stock Price Offer 3. Bank Jatim Financial Performance November 2024	Muhammad Mas'ud	Present		Busrul Iman	Present	
			Adhy Karyono	Not Present	Permit	Umi Rodiyah***)	Present	
			Sumaryono	Present		Arief Wicaksono	Present	
			Dadang Setiabudi****)	Present		Eko Susetyono	Present	
						Edi Masrianto	Not Present	Leave
						Zulhelfi Abidin	Present	
						Arif Suhirman	Present	

Note:
*) Resigned from his position as Independent Commissioner at the 2023 Annual GMS on February 7, 2024.
**) Dismissed at the Annual General Meeting of Shareholders for the 2023 Financial Year on February 7, 2024
***) Appointed at the Annual GMS for the 2023 Financial Year on February 7, 2024 and effective since the Decree of the Members of the Board of Commissioners of the Financial Services Authority dated July 1, 2024. Before Mrs. Umi Rodiyah became effective as Director of Compliance, Mr. Arif Suhirman (Director of Operations) was Acting Director of Compliance while Mr. Zulhelfi Abidin (Director of IT & Digital) concurrently served as Acting Director of Operations.
****) Appointed as Independent Commissioner at the Extraordinary GMS on September 26, 2024 and effective since the Decree of the Members of the Board of Commissioners of the Financial Services Authority dated November 4, 2024.
*****) Meeting of the Board of Commissioners with the Board of Directors and the Sharia Supervisory Board

Frequency and Participants of Board of Commissioners' Meetings

During 2024, the Board of Commissioners has conducted and attended 17 (seventeen) internal meetings and 18 (eighteen) joint meetings of the Board of Commissioners and the Board of Directors. The frequency and attendance of meetings for each member of the Board of Commissioners can be seen in the table below.

Table of Frequency and Participants of Board of Commissioners Meetings

Name	Position	Board of Commissioners Meeting			Joint Meeting of Board of Commissioners with Board of Directors			GMS		
		Number and Percentage of Attendance			Number and Percentage of Attendance			Number and Percentage of Attendance		
		Number of Meetings	Number of Attendance	Percentage	Number of Meetings	Number of Attendance	Percentage	Number of Meetings	Number of Attendance	Percentage
Muhammad Mas'ud	Independent Commissioner	18	18	100%	17	17	100%	3	3	100%
Adhy Karyono	Commissioner	18	3	17%	17	9	53%	3	3	100%
Sumaryono	Independent Commissioner	18	18	100%	17	17	100%	3	3	100%
Candra Fajri Ananda*	Independent Commissioner	18	-	100%	3	-	0%	1	1	100%
Dadang Setiabudi**	Independent Commissioner	18	2	100%	2	2	100%	1	1	100%

*) Resigned from his position as Independent Commissioner at the 2023 Annual GMS on 7 February 2024.
**) Appointed as Independent Commissioner at the Extraordinary GMS on September 26, 2024 and effective since the Decree of the Members of the Board of Commissioners of the Financial Services Authority dated November 4, 2024

Training and/or Increasing Competence of Members of The Board of Commissioners

In general, the policy regarding the development of the competency of members of the Board of Commissioners of Bank Jatim is regulated in the Board of Commissioners Work Manual No. 063/03/51/DKM/KEP dated March 28, 2024. In the Work Guidelines for the Board of Commissioners, it was stated that the Board of Commissioners should always improve knowledge and insight by following developments in the banking industry in particular and the business world in general so that it had a positive impact on the operations of Bank Jatim, one of which was through education programs/ training to improve the competence.

Specifically related to the implementation of education/ training programs to improve the competence of the Board of Commissioners, it was arranged in the work program of the Board of Commissioners every year. Competency development aimed to:

1. Increasing the insight and knowledge of the Board of Commissioners in accordance with their fields and business developments.
2. Increasing relationships and relationships with external stakeholders.
3. Supporting the implementation of duties and responsibilities supported by knowledge of educational outcomes.
4. Developing professional knowledge, competence and leadership abilities of the Directors and Board of Commissioners in line with the latest developments in the industry and good corporate governance.
5. Increasing awareness that education, introduction and development programs for the Board of Commissioners became an important part of the company's learning and development process in addition to strengthening the structure and strengthening corporate governance. perusahaan.

The trainings and/or competency improvements that the Board of Commissioners participated in 2024 are as follows.

Name	Position	Types of Training and Development Materials Competence/Training	Time and Place of Implementation	Organizer
Muhammad Mas'ud	Independent Commissioner	Risk Management Certification Alignment Program for Directors and Board of Commissioners of Commercial Banks	Jakarta, July 09-11, 2024	BSMR
		Qualification 6 Without Tiering Banking Risk Management	Jakarta, July 12, 2024	BSMR
		National Seminar "Implementation of the Board of Commissioners' Supervisory Function on APU, PPT & PPPSPM Programs (Anti-Money Laundering, Prevention of Terrorism Funding and Prevention of Proliferation of Mass Destruction Weapons)"	Batam, July 18 2024	FKDK-BPDSI
		National Seminar "Implementation of PP Number 54 of 2017, Permendagri 37 of 2018, and Utilization and Optimization of Regional Cash in BPD"	Bali, October 9, 2024	FKDK-BPDSI
		National Seminar "Optimization of the Role of the Board of Commissioners in the Implementation of Market Conduct in the Framework of BPDSI Consumer Protection, and Leadership Program for the BPDSI Board of Commissioners"	Solo, December 05, 2024	FKDK-BPDSI
Adhy Karyono	Commissioner	-	-	-
Sumaryono	Independent Commissioner	Risk Management Certification Alignment Program for Directors and Board of Commissioners of Commercial Banks	Jakarta, May 28-30, 2024	BSMR
		Qualification 6 Without Tiering Banking Risk Management	Jakarta, May 31, 2024	BSMR
		National Seminar "Implementation of the Board of Commissioners' Supervisory Function on APU, PPT & PPPSPM Programs (Anti-Money Laundering, Prevention of Terrorism Funding and Prevention of Proliferation of Weapons of Mass Destruction)" Funding for the Proliferation of Mass Destruction Weapons)"	Batam, July 18, 2024	FKDK-BPDSI
		National Seminar "Implementation of PP Number 54 of 2017, Permendagri 37 of 2018, and Utilization and Optimization of Regional Cash in BPD"	Bali, October 9, 2024	FKDK-BPDSI

Name	Position	Types of Training and Development Materials Competence/Training	Time and Place of Implementation	Organizer
		Risk Management Certification Alignment Program for Directors and Board of Commissioners of Commercial Banks	Solo, December 05, 2024	FKDK-BPDSI
Candra Fajri Ananda*	Independent Commissioner	-	-	-
Dadang Setiabudi**	Independent Commissioner	National Seminar "Optimizing the Role of the Board of Commissioners in the Implementation of Market Conduct in the Framework of BPDSI Consumer Protection, and Leadership Program for the BPDSI Board of Commissioners"	Solo, December 05, 2024	FKDK - BPDSI

*) Resigned as Independent Commissioner at the Annual General Meeting of Shareholders for the 2023 Financial Year on February 7, 2024
**) Appointed as Independent Commissioner at the Extraordinary General Meeting of Shareholders on September 26, 2024 and effective since the Decree of the Financial Service Authority Members of the Board of Commissioners dated November 4, 2024

Orientation Program for New Board of Commissioners

The Orientation Program is very important to be implemented, because the members of the Board of Directors can come from various backgrounds, so that in order to form a solid work team, the Orientation Program is mandatory to run. The provisions concerning the Orientation program must be given to Directors who are taking office for the first time must be given an orientation program regarding the Bank.

The orientation program that is given can be in the form of participantss, meetings or visits to the Company's facilities, introductions to Division Leaders, Groups and employees of the Company and other programs.

In 2024, there was 1 (one) new Independent Commissioner appointed by the GMS, namely Dadang Setiabudi (Independent Commissioner). The introduction program for the new Independent Commissioner was implemented in stages with the delivery of materials including the following information:

1. The Company's vision, mission, organizational structure, business activities and operational network
2. Annual Report, Corporate Plan, and Bank Business Plan (RBB), Company Code of Ethics, Bank Jatim Work Culture, Company Articles of Association, and Board of Commissioners Work Procedure Guidelines
3. Good Corporate Governance, duties, authorities and responsibilities of the Board of Commissioners and Board of Directors, delegation of authority and limitations of the authority of the Board of Commissioners in carrying out supervisory duties towards the company based on applicable laws and regulations.
4. Committees under the Board of Commissioners which are formed and directly responsible to the Board of Commissioners, and the Board of Commissioners Secretariat which helps smooth the implementation of the Board of Commissioners' duties;
5. Remuneration and facilities provided to members of the Board of Commissioners

Procedures and Frequency of Giving Advice

Providing advice from the Board of Commissioners to the Board of Directors through written letters or at meetings. Meetings held by the Board of Commissioners are divided into 2 (two), namely:

1. Internal meetings of the Board of Commissioners.
2. Meetings of the Board of Commissioners and the Board of Directors.

In addition to these two meetings, the Board of Commissioners also conducts coordination meetings with the Committees under the Supervision of the Board of Commissioners consisting of Audit Committee Meetings, Risk Monitoring Committee Meetings and Remuneration and Nomination Committee Meetings.

Recommendations, Implementation of Duties of The Board of Commissioners, and Supervision of The Company's Strategy Implementation

Throughout 2024 the Board of Commissioners provided recommendations and carried out the duties and responsibilities of the Board of Commissioners through forums, including:

1. Board of Commissioners Meeting
2. Meetings with the Committees under the Board of Commissioners
3. On site visit of the Board of Commissioners.

In 2024, the Board of Commissioners issued 15 (fifteen) letters of approval which became the authority of the Board of Commissioners as stipulated in the Articles of Association and applicable regulations. Some of these approvals are as follows.

No.	Letter Date	About
1	January 11, 2024	Approval of the Annual General Meeting of Shareholders Implementation for the 2023 Fiscal Year of PT Bank Pembangunan Daerah Jawa Timur Tbk
2	January 17, 2024	Approval of the Preparation of the FINANCIAL SERVICE AUTHORITY Fit & Proper for Candidates for the Sharia Supervisory Board
3	January 25, 2024	Approval of the Board of Directors' KPI
4	January 26, 2024	Approval of the 2024 Audit Plan
5	February 06, 2024	Approval of the Corporate Action Plan for Bank Jatim's Equity Participation in Bank Lampung
6	February 28, 2024	Approval of the Sharia Supervisory Board's KPI for 2023
7	May 06, 2024	Approval of the Board of Directors' Standard Operating Procedure (SOP)
8	June 05, 2024	Approval of the Adjustment of the Bank Jatim Business Plan for 2024
9	July 09, 2024	Approval of the APU, PPT, and PPPSPM Product Activity Policy (KPA)
10	September 19, 2024	Approval of the Revision of the Bank Jatim Business Plan 2024
11	October 15, 2024	Stipulation of Financing Facilities to the Muhammadiyah Business Charity of Muhammadiyah University Surabaya
12	November 06, 2024	Acceleration of the Appointment of Independent Consultants in the Framework of the KUB Formation Plan with Bank Sultra and Bank NTT
13	November 19, 2024	Approval of the Bank Jatim Business Plan 2025
14	December 04, 2024	Approval and Appointment of Public Accountant (AP) and/or Public Accounting Firm (KAP) to conduct Audit of Financial Report of PT Bank Pembangunan Daerah Jawa Timur Tbk in 2024
15	December 31, 2024	Stipulation of Variable Compensation at the End of 2024 for Management, Sharia Supervisory Board and Committee of PT Bank Pembangunan Daerah Jawa Timur Tbk

Performance Assessment of The Board of Director and Board of Commissioners

Board of Directors Performance Assessment

The evaluation of the Board of Directors' performance carried out by Shareholders is carried out in the General Meeting of Shareholders (GMS) process. The assessment is carried out based on the achievement of key performance indicators (KPIs) that have been previously approved by Shareholders, the Board of Commissioners, and the Board of Directors.

BOARD OF DIRECTORS PERFORMANCE ASSESSMENT IMPLEMENTATION PROCEDURE

The Board of Directors' performance achievements are carried out by the Board of Commissioners and then reported to shareholders through the GMS.

BOARD OF DIRECTORS PERFORMANCE EVALUATION CRITERIA

Key Performance Indicator (KPI) of the Board of Directors Collegially

	Perspective	KPI
1	**FINANCIAL**	
	Loan	Carry out loan distribution using prudential banking principles (healthy, selective & Prudential)
	TPF	Achievement of Total TPF
	Net Income	Achievement of net income
	Total Assets	Achievement of Total Asset
	LDR	LDR Ratio
	BOPO	BOPO Ratio
	CASA	CASA Ratio
	NPL	NPL Ratio
	FBI	Growth Fee Based Income (FBI)

	Perspective	KPI
2	**CUSTOMER**	
	Service Standard Rating	The service standard rating position (Best Overall Performance Service Excellent) is at least 2nd position in Best Overall Performance Service Excellent from MRI for the Regional Development Banks (BPD) category.
	PEFINDO Rating	PEFINDO Long Term Rating position on idA+
	Audit Findings	*Hasil Survei Kepuasan Customer oleh Pihak Independen*
	Customer Satisfaction	Results of Customer Satisfaction Surveys by Independent Parties
	KUB	Realization of KUB (Bank Business Group) with 1 Regional Development Banks (process to
3	**INTERNAL BUSSINESS PROCESS**	**FSA)**
	Bank Soundness Level	The minimum level of Bank Health is Composite Rating 2 and the Risk Profile assessment is at the risk predicate "Low to Moderate"
	GCG	Consistency of GCG implementation in accordance with OJK provisions and laws and regulations
	Sustainable Finance Action Plan (RAKB)	Ensure RAKB reports are in accordance with provisions and on time
	Financial Statements	Ensure that Financial Reports are in accordance with applicable PSAK & Financial Rules
4	**LEARNING AND GROWTH**	
	Employee Competency	Attend National Seminars/National Workshops at least 2 times a year
	Company Awards	Get awards for the company at least 5 times a year
	HR Transformation	Implementation of Corporate Culture in all units

Key Performance Indicator (KPI) for Directors Individually

The Board of Directors' Key Performance Indicator (KPI) is collegially the individual KPI of the President Director. The KPI of each Director is explained as follows.

KPI For Director Of Micro, Retail & Medium

	Perspective	KPI
1	**FINANCIAL**	
	Loan	Conducting loan distribution with prudential banking principles (healthy, selective & Prudential)
	TPF	Total TPF Achievement
	Net Income	Net Income Achievement
	Total Assets	Total Asset Achievement
	LDR	LDR Ratio
	NPL	NPL Ratio
	FBI	FBI Growth
2	**CUSTOMER**	
	Service Standard Rating	The service standard rating position (Best Overall Performance Service Excellent) is at least 2nd position in Best Overall Performance Service Excellent from MRI for the Regional Development Banks (BPD) category.
	PEFINDO Rating	PEFINDO Long Term Rating position on idA+
	Audit Findings	Monitoring audit findings (Internal & External) completed on time
	Customer Satisfaction	Results of Customer Satisfaction Surveys by Independent Parties
	KUB	Realization of KUB (Bank Business Group) with 1 Regional Development Banks (process to FSA)
	Implementation of Digital Banking	Submitting Loan applications via e-Loan
3	**INTERNAL BUSSINES PROCESS**	
	Bank Soundness Level	The minimum of Bank Soundness Level is Composite Rating 2 and the Risk Profile assessment is at the risk predicate "Low to Moderate"
	GCG	Consistency of GCG implementation in accordance with OJK provisions and laws and regulations
	RAKB	Ensure the implementation of RAKB in accordance with the provisions
	Evaluation of Branch Area Performance	Branch performance with Below/Poor predicate is a maximum of 2 Branches from the total fostered area (Conventional & Sharia) each month.
	Performance Loan Control	Ensure the implementation of Performing Loan control according to the set target

	Perspective	KPI
4	**LEARNING AND GROWTH**	
	Socialization and Policy Process	Ensuring increasing employee competency through policy socialization & implementing policy updates according to the timeline
	Employee Competency	Attend National Seminars/National Workshops at least 2 times a year
	HR Transformation	Implementation of Corporate Culture in all units

KPI Direktur Operasi

	Perspective	KPI
1	**FINANCIAL**	
	Loan	Carry out loan distribution using prudential banking principles (healthy, selective & Prudential)
	TPF	Achievement of Total TPF
	Net Income	Achievement of net income
	Total Assets	Achievement of Total Asset
	LDR	LDR Ratio
	BOPO	BOPO Ratio
	FBI	FBI Growth
2	**CUSTOMER**	
	Service Standard Rating	The service standard rating position (Best Overall Performance Service Excellent) is at least 2nd position in Best Overall Performance Service Excellent from MRI for the Regional Development Banks (BPD) category.
	PEFINDO Rating	PEFINDO Long Term Rating position on idA+
	Audit Findings	Monitoring audit findings (Internal & External) completed on time
	Customer Satisfaction	Results of Customer Satisfaction Surveys by Independent Parties
	KUB (Bank Business Group)	Realization of KUB (Bank Business Group) with 1 Regional Development Banks (process to FSA)
	Reporting	Responsible for reporting of all business activities
3	**INTERNAL BUSSINESS PROCESS**	
	Bank Soundness Level	The minimum of Bank Soundness level is Composite Rating 2 and the Risk Profile assessment is at the risk predicate "Low to Moderate"
	GCG	Consistency of GCG implementation in accordance with OJK provisions and laws and regulations
	Sustainable Finance Action Plan (RAKB)	Ensure the implementation of RAKB in accordance with provisions
	Performance Evaluation of Assisted	Branch performance with the Below/Poor predicate is a maximum of 2 branches from the total target area (Conventional & Sharia) every month.
	Branch Areas	Supervise in every aspect of operations within the company, both operational aspects and administrative and technology-based implementation in front office and back office settings.
	Operational Supervision	Optimizing IT-based operations, both e-channel and digital
4	**IMPLEMENTATION OF IT-BASED OPERATIONS**	
	Socialization and Policy Process	Ensuring increasing employee competency through policy socialization & implementing policy updates according to the timeline
	Employee Competency	Attend National Seminars/National Workshops at least 2 times a year
	HR Transformation	Implementation of Corporate Culture in all units

KPI For Director IT & Digital

	Perspective	KPI
1	**FINANCIAL**	
	Loan	Carry out loan distribution using prudential banking principles (healthy, selective & Prudential)
	TPF	Achievement of Total TPF
	Net Income	Achievement of net income
	Total Assets	Achievement of Total Asset
	BOPO	BOPO Ratio
	FBI	FBI Growth
2	**CUSTOMER**	
	Service Standard Rating	The service standard rating position (Best Overall Performance Service Excellent) is at least 2nd position in Best Overall Performance Service Excellent from MRI for the Regional Development Banks (BPD) category.
	PEFINDO Rating	PEFINDO Long Term Rating position on idA+
	Audit Findings	Monitoring audit findings (Internal & External) completed on time
	Customer Satisfaction	Results of Customer Satisfaction Surveys by Independent Parties
	KUB (Bank Business Group)	Realization of KUB (Bank Business Group) with 1 Regional Development Banks (process to FSA)
	Digitalization	Completion of Banking Digitalization (Online Account Opening, Online Deposits, Finger Print Login, Super Micro Online Loans, etc.)
	ETPD	Implementation of the ETPD system in the Provincial Government, 29 District Governments and 9 City Governments in East Java
	J-Connect User	Increase the number of J-Connect users
3	**INTERNAL BUSSINESS PROCESS**	
	Bank Soundness Level	The minimum of Bank Soundness level is Composite Rating 2 and the Risk Profile assessment is at the risk predicate "Low to Moderate"
	GCG	Consistency of GCG implementation in accordance with OJK provisions and laws and regulations
	Sustainable Finance Action Plan (RAKB)	Ensure the implementation of RAKB in accordance with provisions
	Performance Evaluation of Assisted	Branch performance with the Below/Poor predicate is a maximum of 2 branches from the total target area (Conventional & Sharia) every month.
	Branch Areas	Ensuring the implementation of data communication networks, data security, hardware and software management and control, utilization of IT infrastructure
	IT Security dan Operasional IT	Plan and implement future IT programs to develop bank operations and business to remain competitive
4	**IT DEVELOPMENT**	
	Socialization and Policy Process	Ensuring increasing employee competency through policy socialization & implementing policy updates according to the timeline
	Employee Competency	Attend National Seminars/National Workshops at least 2 times a year
	HR Transformation	Implementation of Corporate Culture in all units

KPI For Director Of Risk Management

	Perspective	KPI
1	**FINANCIAL**	
	Loan	Carry out credit distribution using prudential banking principles (healthy, selective & Prudential)
	TPF	Achievement of Total TPF
	Net Income	Achievement of net income
	Total Assets	Achievement of Total Asset
	LDR	LDR Ratio
	BOPO	BOPO Ratio
	NPL	NPL Ratio
	Collectibility Improvement 345	Decrease in collectability 345 YoY
	FBI	FBI Growth
	Extracomtable	Obtain extracom
	Restructuring	Restructuring (3,4,5)
2	**CUSTOMER**	
	Service Standard Rating	The service standard rating position (Best Overall Performance Service Excellent) is at least 2nd position in Best Overall Performance Service Excellent from MRI for the Regional Development Banks (BPD) category.
	PEFINDO Rating	PEFINDO Long Term Rating position on idA+
	Audit Findings	Monitoring audit findings (Internal & External) completed on time
	Customer Satisfaction	Results of Customer Satisfaction Surveys by Independent Parties
	KUB (Bank Business Group)	Realization of KUB with 1 BPD (process to OJK)
	Lelang/GS/Somasi	Conducting Auction/GS/Somasi
3	**INTERNAL BUSSINESS PROCESS**	
	Bank Soundness Level	The minimum of Bank Soundness level is Composite Rating 2 and the Risk Profile assessment is at the risk predicate “Low to Moderate”
	GCG	Consistency of GCG implementation in accordance with OJK provisions and laws and regulations
	Sustainable Finance Action Plan (RAKB)	Ensure the implementation of RAKB in accordance with provisions
	Performance Evaluation of Assisted Branch Areas	Branch performance with the Below/Poor predicate is a maximum of 2 branches from the total target area (Conventional & Sharia) every month.
	Controling	Controlling loan quality, both extracomtable and intracomtable, optimizing recovery results both through restructuring and loan resolutions
	Risk Identification	Identify financial risks, mitigate security and company safety
	Policy	Ensure policies related to risk management
4	**LEARNING AND GROWTH**	
	Socialization and Policy Process	Ensuring increasing employee competency through policy socialization & implementing policy updates according to the timeline
	Employee Competency	Attend National Seminars/National Workshops at least 2 times a year
	HR Transformation	Implementation of Corporate Culture in all units

KPI For Director Of Compliance

	Perspective	KPI
1	**FINANCIAL**	
	Loan	Carry out credit distribution using prudential banking principles (healthy, selective & Prudential)
	TPF	Achievement of Total TPF
	Net Income	Achievement of net income
	Total Assets	Achievement of Total Asset
	BOPO	BOPO Rasto
	FBI	FBI Growth
2	**CUSTOMER**	
	Service Standard Rating	The service standard rating position (Best Overall Performance Service Excellent) is at least 2nd position in Best Overall Performance Service Excellent from MRI for the Regional Development Banks (BPD) category.
	PEFINDO Rating	PEFINDO Long Term Rating position on idA+
	Audit Findings	Monitoring audit findings (Internal & External) completed on time
	Customer Satisfaction	Results of Customer Satisfaction Surveys by Independent Parties
	KUB (Bank Business Group)	Realization of KUB with 1 BPD (process to OJK)
	Accuracy of reporting	STR and CTR reporting in accordance with regulations
	Legal	Settlement of cases from the total cases
		Monitoring legal opinion activities and power of attorney
	Updating Customer Data	Updating customer data
3	**INTERNAL BUSSINESS PROCESS**	
	Bank Soundness Level	The minimum of Bank Soundness level is Composite Rating 2 and the Risk Profile assessment is at the risk predicate “Low to Moderate”
	GCG	Consistency of GCG implementation in accordance with OJK provisions and laws and regulations
	Sustainable Finance Action Plan (RAKB)	Ensure the implementation of RAKB in accordance with provisions
	Performance Evaluation of Assisted	Branch performance with the Below/Poor predicate is a maximum of 2 branches from the total target area (Conventional & Sharia) every month.
	Branch Areas	Ensure that all reports comply with applicable regulations so as not to incur sanctions or fines (within 1 year)
	Sanctions / Fines	Ensure systems, policies and procedures comply with internal and external regulations
4	**POLICIES AND PROCEDURES**	
	Socialization and Policy Process	Ensuring increasing employee competency through policy socialization & implementing policy updates according to the timeline
	Employee Competency	Attend National Seminars/National Workshops at least 2 times a year
	HR Transformation	Implementation of Corporate Culture in all units

KPI For Director Of Finance, Treasury & Globalservices

	Perspective	KPI
1	**FINANCIAL**	
	Loan	Carry out loan distribution using prudential banking principles (healthy, selective & Prudential)
	TPF	Achievement of Total TPF
	Net Income	Achievement of net income
	Total Assets	Achievement of Total Asset
	LDR	LDR Ratio
	BOPO	BOPO Ratio
	CASA	CASA Ratio
	NPL	NPL Ratio
	FBI	FBI Growth
	International Banking Income	Trade Finance Income
	Treasury Income	Obtaining income from Treasury transactions according to targets (Dealing Room & Bank Notes)
2	**CUSTOMER**	
	Service Standard Rating	The service standard rating position (Best Overall Performance Service Excellent) is at least 2nd position in Best Overall Performance Service Excellent from MRI for the Regional Development Banks (BPD) category.
	PEFINDO Rating	PEFINDO Long Term Rating position on idA+
	Audit Findings	Monitoring audit findings (Internal & External) completed on time
	Customer Satisfaction	Results of Customer Satisfaction Surveys by Independent Parties
	KUB (Bank Business Group)	Realization of KUB with 1 BPD (process to OJK)
	Institutional Collaboration	Maintain good relations and increase cooperation with counterparties
3	**INTERNAL BUSSINESS PROCESS**	
	Bank Soundness Level	The minimum of Bank Soundness level is Composite Rating 2 and the Risk Profile assessment is at the risk predicate “Low to Moderate”
	GCG	Consistency of GCG implementation in accordance with OJK provisions and laws and regulations
	Sustainable Finance Action Plan (RAKB)	Ensure the implementation of RAKB in accordance with provisions
	Performance Evaluation of Assisted	Branch performance with the Below/Poor predicate is a maximum of 2 branches from the total target area (Conventional & Sharia) every month.
	Branch Areas	Ensure that Financial Reports are in accordance with applicable PSAK & Financial Rules
4	**FINANCIAL STATEMENTS**	
	Socialization and Policy Process	Ensuring increasing employee competency through policy socialization & implementing policy updates according to the timeline
	Employee Competency	Attend National Seminars/National Workshops at least 2 times a year
	HR Transformation	Implementation of Corporate Culture in all units

THE PARTY CONDUCTING THE ASSESSMENT

The performance evaluation of the Board of Directors was carried out by the Board of Commissioners and the GMS.

Performance Assessment of The Board of Commissioners

PROCEDURES FOR THE IMPLEMENTATION OF THE PERFORMANCE OF THE BOARD OF COMMISSIONERS

Assessment of the performance of the Board of Commissioners was carried out through the following procedures or mechanisms:

1. **Performance Assessment of the Board of Commissioners by the GMS.**
   The Board of Commissioners' Performance Assessment was carried out by the Shareholders at the Annual General Meeting of Shareholders (GMS) when submitting the Report on the Board of Commissioners' supervisory duties to the GMS in the Company's annual report.
2. **Assessment of the performance of the Board of Commissioners through the preparation of a Self Assessment**
   Assessment of the performance of the Board of Commissioners of Bank Jatim was carried out by means of a self-assessment which is determined by considering the duties and obligations in accordance with the Company's Articles of Association and applicable laws and regulations, as well as the Board of Commissioners work program which has been prepared and stipulated by the Board of Commissioners.

The policies and procedures for implementing the performance appraisal of the Board of Commissioners of Bank Jatim were determined and agreed upon by the Board of Commissioners at the Board of Commissioners' meeting. The Board of Commissioners performance assessment policy has been stipulated in Decree Number 063/03/51/DKM/KEP dated March 28, 2024 concerning the Standard Operating Procedure (SOP) for the Work Manual for the Board of Commissioners of PT Bank Pembangunan Daerah Jawa Timur Tbk.

BOARD OF COMMISSIONERS PERFORMANCE EVALUATION CRITERIA

The criteria that will be used in the assessment/evaluation of the performance of the Board of Commissioners (self-assessment) include:

1. Passive Oversight of the Board of Commissioners, including:
   a. Implementation of review and response to the Bank's Business Plan (RBB).
   b. Preparation of Bank Business Plan Supervision Report (RBB).
   c. Implementation of Internal Audit Result Report Review and follow-up of external audit results.
   d. Implementation of Governance Self Assessment.
   e. Review of Risk Profile Report, Compliance Function and Bank's Soundness Level.
   f. Review and approval of Board of Directors policies that require Board of Commissioners approval (Corporate Action, Credit Policy, Capital, Risk Management Strategy, remuneration, etc.).
   g. Appointment of Public Accounting Firm for the Company's Financial Report.
   h. Review of Remuneration Structure for Board of Commissioners and Board of Directors.
   i. Implementation of Company Nomination Policy.

2. Active Supervision of Board of Commissioners, including:
   a. Implementation of Board of Commissioners Work Plan and Budget.
   b. Number of meetings.
   c. Review of Bank's Business and Financial Performance Report (periodic monitoring related to bank performance).
   d. Participate in branch/work unit performance evaluation activities and branch visits in order to carry out supervision and coaching functions

3. Supervision of the Company's Performance
   a. Rentability
   b. Liquidity
   c. Credit

4. Learning and Growth

PARTIES THAT DO THE ASSESSMENT

The Board of Commissioners' performance assessment process is carried out every semester and discussed in the Board of Commissioners' Internal Meeting by observing the achievement of each of the assessment indicators.

In addition, the Board of Commissioners is also responsible for its performance to Shareholders in the GMS based on the obligations stated in the prevailing laws and regulations. The Board of Commissioners will be held accountable for their performance in the 2024 period in the Annual GMS to be held in 2025.

BOARD OF COMMISSIONERS PERFORMANCE ASSESSMENT RESULTS

No	Perspective	No	Aspect		Indicator	Value (%)	Target	Realization	Score	Final score
1	**Complience Perspective**	1	**Passive supervision (Mandatory)**	a	Review and respond to Bank Business Plan (RBB)	4	carried out periodically, maximum every semester (2x a year)	Review and respond to the Bank's Business Plan that has been carried out by the Board of Commissioners through the Board of Commissioners Committee in accordance with the stipulation	1	**4,0**
				b	Preparation of Bank Business Plan (RBB) Supervision Report	4	Carried out every semester (no later than 2 months after the semester ends)	Preparation of the Bank Business Plan Supervision Report (RBB) carried out by the Board of Commissioners through the Board of Commissioners Committee in accordance with the stipulation	1	**4,0**
				c	Implementation of Internal Audit Report Review and follow-up of external audit results	3	Carried out according to the stipulation and on time according to the target. (every semester)	Review of the Internal Audit Examination Result Report and follow-up to the external audit results carried out in accordance with the stipulation	1	**3,0**
				d	Implementation of Governance Self Assessment.	2,5	Carried out according to the stipulation and on time according to the target. (every semester)	Governance Self Assessment carried out in accordance with the stipulation.	1	**2,5**
				e	Implementation of Governance Self Assessment.	2,5	Carried out according to the stipulation and on time according to the target. (every semester)	Review of the Risk Profile Report, Compliance Function and Bank Soundness' Level carried out in accordance with the stipulation	1	**2,5**
				f	Review and approval of Board of Directors policies that require Board of Commissioners approval (Corporate Actions, Credit Policy, Capital, Risk Management Strategy, Remuneration, etc.)	3	Carried out no later than 15 (fifteen) working days since being received by the Board of Commissioners.	Review of the Board of Directors' policies carried out in accordance with the target	1	**3,0**
				g	Appointment of Public Accounting Firm for the Company's Financial Report	3	Recommendation of the KAP that will conduct the audit of the company's financial statements in accordance with the rules and regulations	Recommendation for the appointment of KAP carried out in accordance with the rules and regulations	1	**3,0**

No	Perspective	No	Aspect		Indicator	Value (%)	Target	Realization	Score	Final score
				h	Review of Remuneration Structure for the Board of Commissioners and Directors	2,5	Provide recommendations regarding the remuneration structure for the Board of Commissioners and Directors in accordance with the stipulation (at least every semester)	The remuneration structure for the Board of Commissioners and Directors reviewed periodically in accordance with the stipulation	1	**2,5**
				i	Implementation of the Company's Nomination Policy	2,5	Availability of the Company's Nomination policy in accordance with the stipulation	It has been fulfilled, policies related to the Company's Nomination are available.	1	**2,5**
				j	Review of strategic plan implementation and IT Governance	4	carried out periodically, maximum every semester (2x a year)	Review of the implementation of the Strategic Plan and IT Governance that has been carried out in accordance with the stipulation	1	**4,0**
				k	Review of the implementation report of the Bank's recovery plan and resolution plan	4	carried out periodically, maximum every semester (2x a year)	Review of the implementation of the Bank's recovery action plan and resolution plan has been carried out in accordance with the stipulation	1	**4,0**
Sub Total								**35**		
2	**Internal Procces Perspective**	**2**	**Active Supervision of Board of Commis sioners**	a	Implementation of the Board of Commissioners' Work Plan and Budget	5	The Board of Commissioners' Work Plan and Budget are implemented according to the timetable and targets set	The Board of Commissioners' Work Plan and Budget was approved on time and according to the set targets.	1	**5,0**
				b	Number of Meetings	8	Internal Board of Commissioners Meetings are held at least 12 times a year **(6 meetings each semester)**	The implementation of the Board of Commissioners' internal meetings in semester 1 of 2024 was carried out according to target **(carried out 9 times)**	1	**8,0**
						8	Board of Commissioners meetings with the Board of Directors are held at least 6 times a year **(3 meetings each semester)**	Implementation of the Board of Commissioners and Board of Directors meetings in semester I / 2024 was carried out 6 times	1	**8,0**
				c	Review of Bank's Business & Financial Performance Report (periodic monitoring related to bank performance)	10	Implemented at every Board of Commissioners & Board of Directors meeting according to the target, which is once every 2 months **(6x a year / 3x per semester)**	Review of the Bank's Business & Financial Performance Report in Semester I / 2024 carried out in 6 Board of Commissioners & Board of Directors Meetings	1	**10,0**

No	Perspective	No	Aspect		Indicator	Value (%)	Target	Realization	Score	Final score
				d	Participate in branch/work unit performance evaluation activities and branch visits in order to carry out supervisory and coaching functions	6	Participate in branch / work unit performance evaluation activities or visit branches at least 3 times a year	Review of the branch / work unit performance evaluation activities, visits to branches in order to carry out supervisory and coaching functions were carried out 3 times	1	**6,0**
				e	Ensure the implementation of follow-up to the Board of Commissioners' recommendations by the Board of Directors	8	Conduct follow-up monitoring of the Board of Commissioners' recommendations to the Board of Directors every month, a maximum of 5 days before the Board pf Directors meeting in the following month.	The implementation of monitoring was carried out according to target.	1	8,0
Sub Total								**45**		
3	**Financial Perspective**	**3**	**Company Financial Performance Assessment (December 2024 Position)**		**BALANCE SHEET**		**TARGET**	**REALIZATION**		
				a	**Profitability**				**(%)**	
					- Net Income	2,5	1.546.638	1.246.058	80,57	2,01
					- Return on Asset (ROA)	2,5	1,93%	1,62%	84,19	2,10
				b	**Liquidity**					
					- Customer Custodial Fund (DPK)	2,5	90.758.260	77.620.058	86	2,14
					- LDR	2,5	73,64%	82,11%	111,50	2,79
				c	**Credit**					
					- Credit expansion	2,5	66.831.046	64.203.897,00	96,07	2,40
					- NPL	2,5	2,20%	3,45%	69,02	1,73
Sub Total								**15**		
4	**Learning & Growth Perspective**	**4**	**Competency Development of Board of Commissioners**		Development program/ competency improvement (workshop, seminar, conference, etc.)	5	At least 3 x a year	The implementation of the Board of Commissioners Workshop/ Seminar in Semester I/2024 was carried out according to target	1	5
Sub Total								**5**		
TOTAL						**100**				**98,17**

Performance Assessment of The Committee Under The Board of Commissioners and The Basis of The Assessment

In order to increase the role of the Board of Commissioners in carrying out the supervisory function, the Board of Commissioners is assisted by 3 (three) committees namely the Audit Committee, the Remuneration and Nomination Committee, and the Risk Monitoring Committee. The procedure for evaluating the performance of the Committees under the Board of Commissioners periodically (annually) evaluated the effectiveness of the performance of the Committees under the Board of Commissioners.

The evaluation criteria for the Committees under the Board of Commissioners were based on the Key Performance Indicators that had been set for each Committee under the Board of Commissioners. KPI Committees under the Board of Commissioners consist of 3 (three) aspects, namely Active Supervision, Passive Supervision and Competency Development. The Board of Commissioners considers that during 2024 the Committees have carried out their duties and responsibilities quite effectively and worked independently and provided useful input/ recommendations for the Board of Commissioners. The achievements of each KPI Committee were as follows.

THE AUDIT COMMITTEE KEY PERFORMANCE INDICATOR ACHIEVEMENT

No	Aspect	Indicator	Target	Realization	Score	Value (%)	Final score
1	**Passive Surveillance**	Evaluation of Annual Historical General Financial Audit Results from KAP (Public Accounting Firm)	Executed accordingly terms and conditions time on target. (at least 1x in a year).	Implementation of Evaluation of Annual Historical General Audit Results from KAP (Public accounting firm) according to criteria	1	5	5
		Review of Internal Audit & External Audit Reports	Carried out every quarterly (4x in a year)	Review Internal Audit & External Audit Result Reports in accordance with provisions and on time	1	7,5	7,5
		Special Audit & Fraud Follow-up Evaluation from Internal Audit Division	Implemented according to the provisions and on time according to the target. (minimum 1x a year)	Follow-up Evaluation of Special Audit & Fraud from Internal Audit Division was carried out in accordance with the provisions and targets determined	1	7,5	7,5
		Evaluation of Audit Plan from Internal Audit Division for Approval of Audit Plan Implementation	Implemented according to the provisions and on time according to the target. (minimum 1x a year)	Implemented according to the provisions and on time according to target	1	5	5
		Conducting a review of financial information projections and other reports related to financial information.	Held quarterly (4x a year)	Conducting a review of financial information projections and other reports related to financial information is carried out in accordance with the provisions	0,5	7,5	3,75
		Provide recommendations to the Board of Commissioners regarding the appointment of AP/KAP based on independence, scope of assignment, and service fees.	Implemented according to the provisions and on time according to the target. (minimum 1x a year)	Providing recommendations to the Board of Commissioners regarding the appointment of Accountants based on independence, scope of assignment, and service fees are carried out in accordance with the provisions	1	10	10

No	Aspect	Indicator	Target	Realization	Score	Value (%)	Final score
		Monitoring the implementation of Anti Fraud Strategy (SAF) and Gratification Control	Held every semester (2x a year)	Monitoring the implementation of the Anti-Fraud Strategy (SAF) and Gratification Control in accordance with the set targets	1	5	5
		Monitoring and Evaluation of the implementation of the Internal Audit Work Unit (SKAI) duties	Implemented according to the provisions and on time according to the target. (minimum 1x a year)	Monitoring and evaluation of the implementation of the Internal Audit Work Unit (SKAI) duties is carried out in accordance with the provisions	1	5	5
		Making an annual report on the implementation of the Audit Committee's activities in the Annual Report	Implemented according to the provisions and on time according to the target. (minimum 1x a year)	The Audit Committee prepares an annual report on the implementation of the Audit Committee's activities in the Annual Report in accordance with the provisions	1	5	5
	SUB TOTAL					**57,5**	**53,8**
2	**Active Surveillance**	Audit Committee Meeting	Held once a month (12x a year)	The Audit Committee Meeting was held 14 times during 2024.	1	15	15
		Coordination Meeting with Related Work Units	Held every semester (2x a year)	The implementation of the Audit Committee Coordination Meeting with Related Work Units during 2024 was carried out 8 times.	1	10	10
		Visits and communicates directly with the Board of Directors, including employees, and the Internal Audit Division Unit, Risk Management Division, AMK Division, General Division and External Parties (Accountants) regarding the duties and responsibilities of the Audit Committee.	Held every semester (2x a year)	The visits to branch offices in order to carry out the supervisory function in 2024 were conducted as many as 5 times, as well as effectively visiting and communicating directly with the Board of Directors, including employees, and the Internal Audit Division Unit, Risk Management Division, AMK Division, General Division and External Parties (Accountants) regarding the duties and responsibilities of the Audit Committee.	1	10	10
	SUB TOTAL					**35**	**35**
3	**Competency Development**	Self-competency development by updating understanding of external and internal regulations	Implemented according to provisions (1x a year)	Self-competency development by updating the understanding of external and internal regulations of the Audit Committee carried out in accordance with the target.	1	5	5

No	Aspect	Indicator	Target	Realization	Score	Value (%)	Final score
		Competency improvement/ development programs (workshops, seminars, training, certification, etc.)	Implemented according to provisions (2x a year)	The Audit Committee's development program/competency improvement (workshops, seminars, training, certification, etc.) in 2024 was carried out 4 times.	1	2,5	2,5
	SUB TOTAL					7,5	7,5
	TOTAL					100	96

ACHIEVEMENT OF KEY PERFORMANCE INDICATORS OF THE REMUNERATION AND NOMINATION COMMITTEE

No	Aspect	Indicator	Target	Realization	Score	Value (%)	Final score
1	**Passive Surveillance**	Preparing the composition and nomination process for candidates for the Board of Commissioners and candidates for the Board of Directors.	Prepare a Time Table and carry out the Bank Management nomination process according to the time required	Implemented according to the set target	1	10	10
		Develop policies and criteria required in the nomination process for Bank Management candidates (Board of Commissioners and Directors candidates)	Prepare policies and nomination criteria for Bank Management candidates according to the specified time.	Implemented according to the set target	1	10	10
		Assisting in the implementation of evaluation of the performance of the Company's Management	Carrying out performance evaluations of the Company's Management at least twice a year (every semester)	Implemented according to the set target	1	10	10
		Review and recommend qualified candidates as members of the Board of Directors and/or members of the Board of Commissioners to the Board of Commissioners to be submitted to the GMS.	Carry out a review and provide proposals for candidates for the Company's Management who meet the requirements to the Board of Commissioners in accordance with the timetable set.	Implemented according to the set target	1	10	10
		Preparing the structure and policies for the Remuneration of the Company's Management (Board of Commissioners and Directors)	Conducted at least once a year	Implemented according to the set target	1	10	10
		Preparing the amount of remuneration for members of the Board of Directors and/or members of the Board of Commissioners	Conducted at least once a year	Implemented according to the set target	1	10	10
	SUB TOTAL					60	60
2	**Active Surveillance**	Remuneration and Nomination Committee Meeting	Minimum 4 times in 1 (one) year	Implemented according to the set target	1	20	20
		Coordination Meeting with Related Work Units	As needed (at least 2 times a year)	Implemented according to the set target	1	10	10

No	Aspect	Indicator	Target	Realization	Score	Value (%)	Final score
		Timely preparation and submission of Committee Reports	Submit reports on time in accordance with the provisions	Implemented according to the set target	1	5	5
	SUB TOTAL					**35**	**35**
3	**Competency Development**	Development program/ competency improvement (workshops, seminars, training, certification, etc.)	Conducted at least once a year	Implemented according to the set target	1	5	5
	SUB TOTAL					**5**	**5**
	TOTAL					**100**	**100**

ACHIEVEMENTS OF KEY PERFORMANCE INDICATOR RISK MONITORING COMMITTEE

No	Aspect	Indicator	Target	Realization	Score	Value (%)	Final score
1	**Passive Surveillance**	Monitoring and evaluation of Bank Risk Profile (PRB)	Held every quarter (4x a year)	Monitoring and evaluation of Bank Risk Profile (PRB) in accordance with the provisions	1	5	5
		Monitoring and Evaluation of Quarterly Achievement of Bank Health Level, Risk Profile Monitoring and Evaluation, Profitability in RBB Financial Report & Capital Resilience	Held every quarter (4x a year)	Monitoring and Evaluation of Quarterly Achievement of Bank Health Level, Risk Profile Monitoring and Evaluation, Profitability in RBB Financial Report & Capital Resilience is carried out in accordance with the provisions	1	5	5
		Evaluation of the conformity between the Risk Management Policy (RMP) and the implementation of Bank policies	Carried out every quarter (2x a year)	Evaluation of the conformity between the Risk Management Policy (RMP) and the implementation of Bank policies is carried out in accordance with the provisions	1	5	5
		Monitoring and evaluation of the implementation of the duties of the Risk Management Work Unit (SKMR) and the Risk Management Committee (Komenko)	Carried out every quarter (2x a year)	Monitoring and evaluation of the implementation of the duties of the Risk Management Work Unit (SKMR) and the Risk Management Committee (Komenko) are carried out in accordance with the provisions	1	5	5
		Monitoring and Evaluation of the adequacy of the risk management identification, measurement, monitoring and control processes	Carried out every quarter (2x a year)	Monitoring and evaluation of the adequacy of the risk management identification, measurement, monitoring and control processes are carried out in accordance with the provisions and targets determined.	1	5	5
		Monitoring and evaluation of contingency plans in the Business Continuity Management System (BCMS)	Implemented according to the provisions and on time according to the target. (minimum 1x a year)	Monitoring and evaluation of the contingency plan in the Business Continuity Management System (BCMS) has not been implemented in 2024	0	5	0

No	Aspect	Indicator	Target	Realization	Score	Value (%)	Final score
		Monitoring and evaluation of the implementation of Good Corporate Governance (GCG) principles	Carried out every quarter (2x a year)	Monitoring and evaluation of the implementation of Good Corporate Governance (GCG) principles is carried out in accordance with the provisions	1	5	5
		Monitoring of large exposure debtors above IDR 100 billion	Carried out every quarter (2x a year)	Monitoring of large exposure debtors above IDR 100 billion in 2024 will be carried out in accordance with the provisions	1	5	5
		Opinion on credit or financing applications in the large exposure category, and approval of credit or financing applications to Related Parties	Implemented (at least once a year)	Opinions on credit or financing applications in the large exposure category, and approval of credit or financing applications to Related Parties are carried out in accordance with the provisions	1	5	5
		Supervision of the compliance function and reviewing the Compliance Function Implementation Report and the Compliance Director's duties.	Carried out every quarter (2x a year)	Supervision of the compliance function and reviewing the Compliance Function Implementation Report and the Compliance Director's duties (not yet implemented optimally)	0	5	0
		Evaluate, direct and monitor the Information Technology Strategic Plan and Bank policies related to the use of Information Technology.	Implemented (at least once a year)	Evaluate, direct and monitor the Information Technology Strategic Plan and the Bank's policies regarding the use of Information Technology are implemented in accordance with the provisions.	1	2,5	2,5
		Review Corplan, RSTI and RBB before approval by the Board of Commissioners	Implemented (at least once a year)	Review of Corplan, RSTI and RBB before approval by the Board of Commissioners is carried out in accordance with the provisions	1	2,5	2,5
		Review of the Company Manual includes: • (KPA) AML, CFT and PFWMD	Implemented (at least once a year)	Review of the Company Manual includes: • (KPA) AML, CFT and PFWMD are implemented in accordance with the provisions	1	2,5	2,5
		Company Manual Review includes: • Board of Directors' Work SOP	Implemented (at least once a year)	Review of the Company Manual includes: • SOP for the Board of Directors in accordance with the provisions	1	2,5	2,5
	SUB TOTAL					**60**	**50**
2	**Active Surveillance**	Risk Monitoring Committee Meeting	Held every quarter (4x a year)	The implementation of the Risk Monitoring Committee Meeting during 2024 was carried out 13 times.	1	15	15

No	Aspect	Indicator	Target	Realization	Score	Value (%)	Final score
		Coordination Meeting with Work Units Related to Bank's Strategic Issues	Held every quarter (4x a year)	The implementation of the Risk Monitoring Committee Coordination Meeting during 2024 was carried out 8 times.	1	10	10
		Visits and communicates directly with the Board of Directors, including employees, and related work units in order to carry out the functions, duties and responsibilities of the Risk Monitoring Committee.	Held every semester (2x a year)	Visiting the branch offices in order to carry out monitoring functions in 2024 for 5 times, as well as effectively conducting visits and communicating directly with the Board of Directors, including employees, and related work units with the duties and responsibilities of the Risk Monitoring Committee	1	10	10
	SUB TOTAL					**35**	**35**
3	**Competency Development**	Self-competency development by updating understanding of external and internal regulations	Implemented according to provisions (1x a year)	Self-competency development by updating the understanding of external and internal regulations carried out in accordance with the targets.	1	2,5	2,5
		Competency improvement/ development programs (workshops, seminars, training, certification, etc.)	Implemented according to provisions (1x a year)	The competency improvement/ development program (workshops, seminars, training, certification, etc.) in 2024 was carried out 4 times.	1	2,5	2,5
	SUB TOTAL					**5**	**5**
	TOTAL					**100**	**90**

Mechanism of Termination and Withdrawal of The Board of Commissioners

The mechanism for dismissal and resignation of the Board of Commissioners based on the Articles of Association are as follows:

1. Members of the Board of Commissioners are appointed and terminated by the GMS.
   a. Member of the Board of Commissioners may submit a request to resign from his/her position by notifying in writing of this purpose to the Controlling Shareholders of the Company.
   b. The company is obliged to hold a GMS to decide on the resignation application as referred to in letter a, no later than 90 (ninety) days after the resignation letter is received.
   c. Before the resignation becomes effective, the relevant members of the Board of Commissioners are still obliged to complete their duties and responsibilities in accordance with the articles of association and laws and regulations.
2. The position of a member of the Board of Commissioners ends if:
   a. Lossing Indonesian Citizenship.
   b. Resignation with due observance of the provisions of paragraph (11) of Article 11 of the Articles of Association
   c. No longer meets statutory requirements.
   d. Passed away.
   e. The term of office has ended.
   f. Was dismissed based on the resolution of the GMS.
   g. Was declared bankrupt or placed under pardon based on a court decision.

Sharia Supervisory Board

The Sharia Supervisory Board (DPS) has the duty and authority to provide advice and advice to the Board of Directors, oversee the sharia aspects of the operational activities of the Sharia Business Unit (UUS) at the National Sharia Council - Indonesian Ulema Council.

Duties and Responsibilities of The Sharia Supervisory Board

The duties and responsibilities of the Sharia Supervisory Board as stipulated in the articles of association include, among others:

1. Assess and ensure compliance with sharia principles in operational guidelines and products issued by UUS.
2. Monitor the process of developing UUS new products from the start until the product is released.
3. Provide sharia opinions on new products and/or restructured financing.
4. Request a fatwa from the National Sharia Council for UUS new products for which there is no fatwa.
5. Conduct periodic reviews on compliance with sharia principles on the mechanism for raising funds and channeling funds as well as Bank services
6. Request data and information related to sharia aspects from UUS work units in the context of carrying out their duties.
7. Submit the results of sharia supervision at least every 6 (six) months to the Board of Directors, Board of Commissioners, National Sharia Board - Indonesian Ulama Council and the Financial Services Authority.

Term of Office of The Sharia Supervisory Board

Members of the Sharia Supervisory Board were appointed for a period of 4 (four) years and can be reappointed for a second term, after paying attention to laws and regulations and the provisions of the National Sharia Council - Indonesian Ulama Council.

Requirements For Sharia Supervisory Board Members

Members of the Sharia Supervisory Board must have the following requirements:

1. Integrity, which at least includes:
   a. Have good character and morals.
   b. Have a commitment to comply with sharia banking regulations and other laws and regulations.
   c. Have a commitment to the development of sound and sustainable Islamic banking.
   d. Not included in the Fit and Proper List (Disqualified List) as stipulated in the provisions concerning the fit and proper test stipulated by Bank Indonesia or the Financial Services Authority.
2. Competence, who at least have knowledge and experience in the field of sharia mu'amalah and knowledge in banking and/ or f inance in general.
3. Financial reputation, which at least includes:
   a. Not on the bad credit list.
   b. Have never been declared bankrupt or have been a shareholder, member of the Board of Commissioners, or member of the Board of Directors of a company and/ or member of the management of a business entity found guilty of causing a company and/or business entity to be declared bankrupt, within the last 5 (five) years prior to nominated.

Guidelines and Working Procedures of the Sharia Supervisory Board

In carrying out its duties, the Sharia Supervisory Board is guided by the Company's Articles of Association which regulate the Requirements for the Sharia Supervisory Board, Duties and Responsibilities, and Term of Office.

Composition and Basis for Appointment of The Sharia Supervisory Board

The Sharia Supervisory Board consists of at least 2 (two) and at most 3 (three) members, one of whom is the Chairman. The members of the Sharia Supervisory Board are appointed by the GMS upon the recommendation of the DSN-MUI in line with the applicable laws and regulations, without prejudice to the right of the GMS to dismiss members of the Sharia Supervisory Board at any time following the laws and regulations.

Name	Position	Executor	Basis of Appointment	Effective Date
Afifuddin Muhajir	Chairman	OJK	• GMS for Fiscal Year 2018 on April 26, 2019 (first) • GMS for Fiscal Year 2022 on April 12, 2023 (second)	February 28, 2020
Sukadiono	Member	OJK	GMS for Fiscal Year 2022 on April 12, 2023	March 25, 2024

Training and/or Enhancement of The Competency of The Board of Sharia Supervisory Board Members

Name	Position	Types of Training and Development Materials Competence/Training	Time and Place of Implementation	Organizer
Afifuddin Muhajir	Chairman	-	-	-
Sukadiono	Member	Bank Governance and Optimization of Duties, Functions and Responsibilities of the Sharia Supervisory Board (DPS)	Jakarta, January 22-23, 2024	Dakara Consulting Indonesia

Orientation Program for New Sharia Supervisory Board

The Orientation Program is very important to be implemented for DPS who are taking office for the first time. Provisions regarding the mandatory Orientation program regarding the Company's activities. The orientation program that is given can be in the form of participantss, meetings or visits to the Company's facilities, introductions to Division Leaders, Groups and employees of the Company and other programs. The orientation program for the new Sharia Supervisory Board was implemented as follows.

Name	Position	Time and Place of Implementation	Information
Sukadiono	Member of the Sharia Supervisory Board	March 25, 2024 Bank Jatim Sharia Business Unit	The new Sharia Supervisory Board Orientation Program was conducted by delivering relevant materials related to its duties and responsibilities by the Bank Jatim Sharia Business Unit.

Concurrent Position of Sharia Supervisory Board

Table of Concurrent Positions of Sharia Supervisory Board

Name	Position	Position in Other Companies/Agencies	Company Name/ Other Institution
Afifuddin Muhajir	Chairman	Chairman	Salafiyah Syafi'iyah Sukorejo Islamic Boarding School Foundation
Sukadiono	Member	Chairman	East Java Muhammadiyah Regional Leadership 2022 Present
		Rector	Muhammadiyah University of Surabaya 2020-2024

Ownership of Sharia Supervisory Board

Table of Sharia Supervisory Board' Share Ownership

Name	Position	Share Ownership			
		Bank Jatim	Other Banks	Non-Bank Financial Institutions	Other Companies
Afifuddin Muhajir	Chairman	Nil	Nil	Nil	Nil
Sukadiono	Member	Nil	Nil	Nil	Nil

Meeting of Sharia Supervisory Board

Internal Meeting of Sharia Supervisory Board

Throughout 2024, the agenda, dates and participants of the Sharia Supervisory Board Meeting were as follows.

Table of Sharia Supervisory Board Meeting

No.	Date	Agenda	Participant
1	January 03, 2024	Opinion on Customer Self Service (CSS)	Afifuddin Muhajir
2	February 01, 2024	Opinion on New JConnect Mobile Implementation Service	Afifuddin Muhajir
3	March 18, 2024	Opinion on Hongkong JConnect Remittance Service	Afifuddin Muhajir

No.	Date	Agenda	Participant
4	May 17, 2024	Opinion on the Development of E-Money Top Up Biller	Afifuddin Muhajir Sukadiono
5	May 17, 2024	Opinion on the Development of Shopeepay Top Up Biller	Afifuddin Muhajir Sukadiono
6	June 06, 2024	Opinion on Cash Waqf Linked Deposit (CWLD)	Afifuddin Muhajir Sukadiono
7	July 30, 2024	CWLD Minutes & Sharia Business Unit Performance 2024	Afifuddin Muhajir Sukadiono
8	August 16, 2024	Minutes of Submission of Sharia Business Unit Performance for the Period of July 2024	Afifuddin Muhajir Sukadiono
9	September 05, 2024	Opinion on the Use of Conventional Insurance	Afifuddin Muhajir Sukadiono
10	September 05, 2024	Cashback Opinion	Afifuddin Muhajir Sukadiono
11	September 23, 2024	Minutes of DPS Meeting	Afifuddin Muhajir Sukadiono
12	October 08, 2024	Submission of Minutes of Evaluation of Sharia Branch and Sub-Division Performance	Afifuddin Muhajir Sukadiono
13	October 15, 2024	Opinion on QRIS Crossborder Service (Acquirer)	Afifuddin Muhajir Sukadiono
14	October 29, 2024	Opinion on Financing Promo Program	Afifuddin Muhajir Sukadiono
15	November 26, 2024	Opinion on Recovery Plan	Afifuddin Muhajir Sukadiono

Meeting Frequency and Participants

During 2024, the Sharia Supervisory Board has held 15 internal meetings. The frequency and attendance of each member of the Sharia Supervisory Board can be seen in the table below.

Table of Frequency and Participants of Sharia Supervisory Board Meetings

Name	Position	Sharia Supervisory Board Meeting		
		Number and Percentage of Attendance		
		Number of Meetings	Number of Attendance	Percentage
Afifuddin Muhajir	Chairman	15	15	100%
Sukadiono	Member	12	12	100%

Frequency and Method of Providing Advice as well as Supervision of Compliance with Sharia Principles in the Capital Market to Issuers or Public Companies

Advice and suggestions are given on several occasions. One of them is when the Sharia Supervisory Board (DPS) meeting is also attended by management. Throughout 2024, the DPS issued 11 (Eleven) Opinions. The DPS has carried out its duties by supervising the fulfillment of Bank Jatim's Sharia Principles and issuing opinions including:

1. Customer Self Service (CSS) Opinion
2. New JConnect Mobile Implementation Service Opinion
3. JConnect Remittance Hongkong Service Opinion
4. E-Money Top Up Biller Development Opinion
5. Shopeepay Top Up Biller Development Opinion
6. Cash Waqf Linked Deposit (CWLD) Opinion
7. Conventional Insurance Use Opinion
8. Cashback Provision Opinion
9. QRIS Crossborder Service Opinion (Acquirer)
10. Financing Promo Program Opinion
11. Recovery Plan Opinion

Sharia Supervisory Board Performance Assessment

Procedure for Implementation of Performance Assessment of the Sharia Supervisory Board

Performance appraisal is carried out by self assessment and submitted to the Board of Commissioners and the GMS.

Sharia Supervisory Board Performance Evaluation Criteria

The DPS performance assessment is based on the implementation of the DPS duties in 2024. The implementation of the DPS duties can be seen from the number of meetings held and the opinions and recommendations that have been issued.

The party conducting the assessment

DPS conducts an independent assessment of DPS performance in 2024 (self-assessment).

Results of the Performance Assessment of the Sharia Supervisory Board

During 2024, the Sharia Supervisory Board has carried out its role properly. By holding 15 (Fifteen) meetings and issuing opinions or recommendations related to the Sharia Business Unit activities.

Nomination and Remuneration of the Board of Commissioners and Board of Directors

Board of Commissioners and Board of Directors Nomination Procedures

In the nomination process for the Board of Commissioners and the Board of Directors of Bank Jatim, policies related to the selection/ replacement of members of the Board of Commissioners and Directors had been formulated, namely the System and Procedure for the Selection and/or Substitution of Members of the Board of Commissioners and Directors. This policy was prepared and adjusted based on regulations related to the Company including POJK No. 33/POJK.04/2014 concerning the Board of Directors and Board of Commissioners of Issuers or Public Companies and other related regulations regarding procedures for selecting/replacing members of the Board of Commissioners/Directors.

The purpose of formulating this policy on the selection and/or replacement of members of the Board of Commissioners and the Board of Directors was to serve as a guide in the process of selecting/ replacing members of the Board of Commissioners in accordance with applicable regulations, as well as to ensure the implementation of good corporate governance in every process of nomination/ election of members of the Board of Directors Commissioner.

The nomination/election process for the Board of Commissioners and the Board of Directors was proposed to the GMS by considering the recommendations from the Remuneration and Nomination Committee. The stages of the nominations included the following:

1. Announcement of acceptance of vacancies for candidates for members of the Board of Commissioners and/or Directors.
2. Administrative selection.
3. Implementation of the assessment by the appointed Independent institution.
4. Evaluation of assessment results.
5. Final interview.
6. Implementation of the Fit and Proper Test by the Financial Services Authority.
7. Appointment of selected candidates at the GMS.

Remuneration Determination Procedure

- The stages in determining the remuneration of the management can be described as follows:

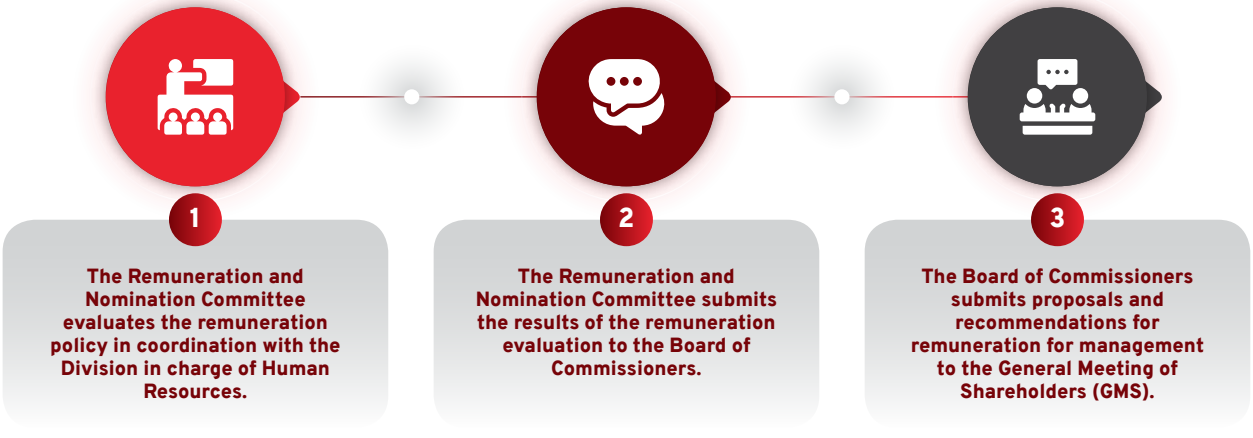

Proposals and recommendations from the Board of Commissioners to the General Meeting of Shareholders (GMS) can be in the form of:

1. Approval of the structure, scale, form and amount of remuneration; or
2. Giving power to the Board of Commissioners to determine the structure, scale, form and amount of remuneration.

Indicators of Remuneration Determination for the Board of Commissioners and the Board of Directors

The Bank set the remuneration to be 2 (two), namely:

1. Permanent Remuneration
   Remuneration policies that are permanent in nature at least pay attention to:
   - Business scale, business complexity, peer group, inflation, company conditions and capabilities, applicable laws and regulations;
   - Fixed remuneration consists of:
     1. Honorarium.
     2. Housing Allowance.
     3. Communication Allowances.
     4. Holiday allowance.
     5. Leave Allowance.
     6. Health Facilities/Costs.
     7. Other facilities/allowances determined by the Bank as remuneration provided are not related to performance.
2. Variable remuneration consists of:
   1. Tantiem.
   2. Other facilities/allowances determined by the Bank as remuneration based on performance.

Remuneration Structure of the Board of Commissioners and Board of Directors

Remuneration Structure for Members of the Board of Commissioners and the Board of Directors Remuneration for the Board of Commissioners and Directors is provided with due observance to the prevailing remuneration provisions, namely in the form of:

1. Remuneration is permanent in nature, is remuneration that is not related to performance and risks, including salaries/honoraria, housing allowances, communication allowances, holiday allowances, annual leave pay, health facilities, other allowances that are comparable to this.
2. Variable remuneration is remuneration related to performance and risks, including production services, performance bonuses, bonuses or other forms that can be equated with the above. Remuneration in the form of bonuses is given in cash and shares or share instruments issued by Bank Jatim.

Table of Remuneration Structure for the Board of Commissioners and Directors

No	Types of Income	Description	
		Board of Commissioners	Board of Directors
1.	Honorarium	• President Commissioner 45% of the President Director's honorarium • Commissioner 90% of the President Commissioner honorarium	• President Director 100% • Director 90% of the President Director's honorarium
2.	Allowance	• Holiday allowance 2 (two) times the honorarium	• Holiday allowance 2 (two) times the honorarium
		• Housing Allowance is given on a monthly basis if you do not occupy an official residence	• Housing Allowance is given on a monthly basis if you do not occupy an official residence
		• Annual Leave Allowance 1 (one) times honorarium	• Annual Leave Allowance 1 (one) times honorarium
		• Communication Allowance is given as a lump sum every month	• Communication Allowance is given as a lump sum every month
		• Retirement Award of 38 (thirty eight) times the honorarium	• Retirement Award of 48 (forty eight) times the honorarium
3.	Facility	• Official vehicle facilities through the Car Ownership Program (COP)	• Official vehicle facilities through the Car Ownership Program (COP)
		• Health facilities for inpatient and outpatient according to internal provisions Number: 063/03/06/DKM/KEP dated February 7, 2024	• Health facilities for inpatient and outpatient according to internal provisions Number: 063/03/06/DKM/KEP dated February 7, 2024
		• Legal Aid Facilities in accordance with company regulations	• Legal Aid Facilities in accordance with company regulations
4.	Bonus & Tantiem	• Bonus is given in cash	• Bonus is given in cash
		• Tantiem is given in cash and in the form of shares issued by Bank Jatim.	• Tantiem is given in cash and in the form of shares issued by Bank Jatim.

Nominal Remuneration Components Each of Board of Commissioners and Directors

Table of Nominal Amount of Remuneration for the Board of Commissioners and Directors

Number of Remuneration and Other Facilities	Amount Received			
	Board of Commissioners		Board of Directors	
	Total Person	Total in (IDR) MIllion	Total Person	Total in (IDR) MIllion
Remuneration				
Honorarium	4	3.065	7	
Housing Allowance	4	1.053	7	
Communication Allowance	4	390	7	
Tantiem	3	7.923	7	
Other Facilities In Kind				
Housing (cannot be owned)	-	-	-	-
COP Program Transport (can be owned)	3	2.700	7	6.400
Health (cannot be owned)	-	-	-	-
Total Remuneration In 1 Year				
Above IDR 2 billion	3	12.106	7	43.091
Above IDR 1 billion to 2 billion	-	-	-	-
Above IDR 500 million to 1 billion	-	-	-	-
IDR 500 million and below	1	325	-	-

Policies on Diversity of Board of Directors and Board of Commissioners

The diversity of the composition of the Board of Commissioners and Directors as stipulated in the Appendix of the Circular Letter of Financial Services Authority No. 32/SEOJK.04/2015 concerning Governance Guidelines for Public Company has been accommodated in the Bank's Articles of Association. The appointment of the Board of Commissioners and Board of Directors is carried out by taking into account the experience and understanding of the banking industry, the integrity and dedication of each individual.

The composition of members of the Board of Commissioners and Board of Directors of Bank Jatim that is appropriate and in accordance with the needs of the Bank will support the effectiveness of carrying out the duties and responsibilities of the Board of Commissioners and Directors and support the achievement of the Bank's vision and mission to continue to grow and develop.

Diversity factors in the composition of the members of Board of Commissioners and Board of Directors include:

1. The expertise/experience of the Board of Commissioners, has at least:
   a. 1 (one) member who has expertise/work experience in the field of economics/business /finance, and/or
   b. 1 (one) member who has expertise/work experience in the banking industry, and
   c. 1 (one) member who has expertise/work experience in the field of risk management.
2. Nationality
   Members of the Board of Commissioners and Board of Directors are Indonesian citizens.
3. Gender
   Currently all members of the Board of Commissioners of Bank Jatim are Male. Meanwhile, 4 (four) members of the Board of Directors are male and 1 (one) member of the Board of Directors is female.
4. Age
   Members of the Board of Commissioners and Board of Directors have a variety of ages.
5. Independence
   Board of Commissioners
   a. Minimum 50% (fifty percent) of the members of the Board of Commissioners are Independent Commissioners.
   b. The term of office of an Independent Commissioner is a maximum of 4 (four) years, and can be reappointed with due regard to applicable regulations.

   Board of Directors
   In accordance with OJK Regulation No. 46/POJK.03/2017 Concerning the Implementation of Compliance Functions of Commercial Banks, Bank Jatim has a Director who is in charge of the Compliance Function, namely the Compliance Director and Risk Management as a Director who meets the independence requirements.

Diversity Composition of the Board of Directors

Table of Diversity in the Composition of the Board of Directors

Name	Position	Age	Gender	Education	Work experience	Expertise
Busrul Iman	President Director	60 years	Male	• Bachelor of Economics Accounting • Master of Management • Profession Accountant • Doctor of Human Resource Development Management	Have work experience in banking	Management, Accounting
Edi Masrianto	Director of Finance, Treasury & Global Services	60 years	Male	• Bachelor of Management Economics • Master of Agribusiness Management	Have work experience in banking	Management
R. Arief Wicaksono	Director of Micro, Retail & Medium	54 years	Male	• Bachelor of Industrial Technology • Master of Management	Have work experience in banking	Management
Eko Susetyono	Director of Risk Management	59 years	Male	• Bachelor of Food Technology and Nutrition • Master of Corporate Finance and Investment • Doctor of Management and Business	Have work experience in banking	Risk management, finance, asset and liability management
Arif Suhirman	Director of Operations	58 years	Male	• Bachelor of Economics Accounting • Master of Management and Business	Have work experience in banking	Management, Accounting
Zulhelfi Abidin	Director of IT & Digital	62 years	Male	• Bachelor of Informatics • Master of Computer Science	Have work experience in banking	Information technology
Tonny Prasetyo*)	Director of Compliance	55 years	Male	• Bachelor of Agriculture • Master of Management	Have work experience in banking	Management
Umi Rodiyah**)	Director of Compliance	58 years	Female	• Bachelor of Public Administration	Have work experience in banking	State Administration

*) Dismissed at the Annual General Meeting of Shareholders for the 2023 Fiscal Year on February 7, 2024.
**) Appointed at the Annual GMS for the 2023 Fiscal Year on February 7, 2024 and became effective since the Decree of the Members of the Board of Commissioners of the Financial Services Authority (OJK) dated July 1, 2024. Before Mrs. Umi Rodiyah became effective as Director of Compliance, Mr. Arif Suhirman (Director of Operations) was Acting Director of Compliance while Mr. Zulhelfi Abidin (Director of IT & Digital) concurrently served as Acting Director of Operations.

Composition Diversity of the Board of Commissioners

Table of Diversity in the Composition of the Board of Commissioners

Name	Position	Age	Gender	Education	Work experience	Expertise
Muhammad Mas'ud	Independent Commissioner	60 years	Male	• Bachelor of Public Administration • Master of Management • Doctor of International Politics	Have work experience in government and education.	Administration, Management, International Politics
Adhy Karyono	Commissioner	53 years	Male	• Bachelor of Politics • Master of Public Administration Polytechnic	Have work experience in government.	Administration, Politics
Sumaryono	Independent Commissioner	64 Years	Male	• Bachelor of Business Administration	Have work experience in banking.	Banking
Candra Fajri Ananda*	Independent Commissioner	60 Years	Male	• Bachelor of Economics • Master (MSc.) • Doctor (Ph.D)	Have work experience in government, education and banking.	Economics
Dadang Setiabudi**	Independent Commissioner	62 Years	Male	• Bachelor of Accounting • Master of Agribusiness Management	Have work experience in banking and education	Banking

*) Resigned from his position as Independent Commissioner at the 2023 Annual GMS on February 7, 2024.
**) Appointed as Independent Commissioner at the Extraordinary GMS on September 26, 2024 and became effective since the Decree of the Members of the Board of Commissioners of the Financial Services Authority (OJK) dated November 4, 2024

Transparency of Share Ownership of Directors and Board of Commissioners

Share ownership of members of the Board of Directors

Name	Position	Share Ownership (sheet)			
		Bank Jatim	Other Banks	Non-Bank Financial Institutions	Other Companies
Busrul Iman	President director	3.651.300	-	-	-
Tonny Prasetyo*	Director of Compliance	1.067.400	-	-	-
Umi Rodiyah**	Director of Compliance	508.500	-	-	-
Edi Masrianto	Director of Finance, Treasury & Global Services	764.900	-	-	-
R.Arief Wicaksono	Director of Micro, Retail & Medium	952.300	-	-	-
Zulhelfi Abidin	Director of IT & Digital	347.800	-	-	-
Eko Susetyono	Director of Risk Management	446.800	-	-	-
Arif Suhirman	Director of Operations	819.700	-	-	-

* Resigned from his position as Compliance Director at the 2023 Annual GMS on February 7, 2024.
** Appointed as Compliance Director at the 2023 Annual GMS on February 7, 2024, and became effective on July 1, 2024

Share ownership of members of the Board of Commissioners

Name	Position	Share Ownership (sheet)			
		Bank Jatim	Other Banks	Non-Bank Financial Institutions	Other Companies
Suprajarto	President Commissioner	91.000	-	-	-
Muhammad Mas'ud	Independent Commissioner	-	-	-	-
Adhy Karyono	Commissioner	81.500	-	-	-
Sumaryono	Independent Commissioner	-	-	-	-
Candra Fajri Ananda*	Independent Commissioner	-	-	-	-
Dadang Setiabudi**	Independent Commissioner	-	-	-	-

*) Resigned from his position as Independent Commissioner at the 2023 Annual GMS on February 7, 2024.
**) Appointed as Independent Commissioner at the Extraordinary GMS on September 26, 2024 and became effective since the Decree of the Members of the Board of Commissioners of the Financial Services Authority (OJK) dated November 4, 2024
***) Appointed as Independent Commissioner at the Extraordinary GMS on September 26, 2024 and effective November 4, 2024

Share Ownership Transactions of The Board of Directors and Board of Commissioners

The Policy on Disclosure of Information on Share Ownership of the Board of Commissioners and Directors has been regulated in the Guidelines for Implementing Investor Relations Corporate Secretary Chapter IV, namely as follows:

- Ownership Report or Any Change in Public Company Share Ownership
  Reporting of members of the Board of Directors or members of the Board of Commissioners on ownership and any changes in ownership of the shares of the Public Company, either directly or indirectly, and any Party that owned shares, either directly or indirectly, should be at least 5% (five percent) of the paidup capital in the Public Company. Reporting obligations for parties who owned at least 5% (five percent) could be applied to changes in ownership of at least 0.5% (zero point five percent) in 1 (one) or several transactions. The report had to be submitted no later than 10 (ten) days from the occurrence of ownership or change in ownership of the shares of the Public Company.

Meanwhile, the submission of information by the Board of Directors/Board of Commissioners applied to each change of ownership. Reports to the Public Company shall be made no later than 3 (three) working days after the ownership or change in ownership of shares occured. Reports carried out independently had to be submitted no later than 10 (ten) days from the occurrence of ownership or change in ownership of the shares of the Public Company. Reporting obligations could also be carried out by other parties (in this case the Corporate Secretary) through written power of attorney. Submission of a report through a proxy had to be made no later than 5 (five) days after the change in share ownership occured and had to be accompanied by a copy of the power of attorney based on the applicable regulations.

In 2024, the disclosure of Share Ownership Information for the Board of Commissioners and Directors was in accordance with the applicable Implementation Guidelines. Purchase/sale of shares of the Board of Commissioners and Board of Directors in 2024 were as follows.

No	Name	Before	After	Number of Transaction Shares	Price	Transaction date	Transaction Purpose
1	Busrul Iman	2,958,900	3,301,800	342,900	590	May 13, 2024	LTI Program
		3,301,800	3,651,300	349,500	570	May 27, 2024	Investment
2	Edi Masrianto	327,600	547,900	220,300	590	May 13, 2024	LTI Program
		547,900	764,900	217,000	505	June 14, 2024	Investment
3	R. Arief Wicaksono	728,200	952,300	224,100	590	May 13, 2024	LTI Program
4	Eko Susetyono	124,100	346,800	222,700	590	May 13, 2024	LTI Program
		346,800	446,800	100,000	535	May 31, 2024	Investment
5	Zulhelfi Abidin	24,200	247,700	223,500	590	May 13, 2024	LTI Program
		247,700	247,800	100	550	May 29, 2024	Investment
		247,800	347,800	100,000	535	May 30, 2024	Investment
6	Arif Suhirman	-	136,700	136,700	590	May 15, 2024	LTI Program
		136,700	819,700	683,000	585		Investment
7	Umi Rodiyah	226,500	508,500	282,000	530	May 31, 2024	Investment

Organs and Committees Under The Board of Commissioners

In supervising the Company, the Board of Commissioners is assisted by the Secretariat of the Board of Commissioners and Committees under the Board of Commissioners. Committees under the Board of Commissioners consist of the Audit Committee, the Risk Monitoring Committee and the Remuneration and Nomination Committee. The organs and committees under the Board of Commissioners are described as follows.

Secretariat of Board of Commissioners

The Board of Commissioners of Bank Jatim in carrying out their duties and responsibilities is assisted by a work unit called the Secretariat of the Board of Commissioners. The Group Secretariat of the Board of Commissioners of Bank Jatim is structurally under the Corporate Secretary. The Secretariat Group of the Board of Commissioners is responsible to the Board of Commissioners to assist the Board of Commissioners in secretarial activities and in carrying out their duties.

Duties and Responsibilities of The Secretariat of The Board of Commissioners

1. Manage the agenda for the Board of Commissioners meeting activities and be responsible for the implementation process, prepare meeting materials, compile meeting minutes, and administer the Board of Commissioners Meetings in an orderly manner, Committees Meetings under the Board of Commissioners, and Meetings of the Board of Commissioners inviting the Board of Directors.
2. Coordinate with the Board of Directors and related work units with regard to the activities and duties of the Board of Commissioners.
3. Coordinate with related work units in preparing the necessary materials in relation to the preparation of reports involving the Board of Commissioners.
4. Prepare materials/materials that are needed in relation to matters that must obtain a decision from the Board of Commissioners regarding the Company's management activities carried out by the Board of Directors and all staff.
5. Prepare considerations, opinions, suggestions and other decisions from the Board of Commissioners for shareholders, the Board of Directors and parties related to the management of the Company.
6. Follow up every decision of the Board of Commissioners by:
   a. Record every decision made in decision-making forums and the person in charge.
   b. Monitor and check the progress stages of the implementation of the results of meeting decisions/considerations, opinions, suggestions and other decisions of the Board of Commissioners.
   c. Make efforts to encourage the implementation of followup decisions on meetings/considerations, opinions, suggestions and other decisions of the Board of Commissioners to the person in charge.
7. Report to the Company regarding the share ownership of members of the Board of Commissioners and/or their families in the Company and other Companies.
8. Prepare a report on the supervisory duties that have been carried out by the Board of Commissioners during the previous financial year to the GMS.
9. Coordinate with the Committees of the Board of Commissioners in preparing reports on the results of supervision of the implementation of the Company's

Business Plan every semester to OJK in accordance with the prevailing laws and regulations.
10. Coordinate the drafting of the Board of Commissioners' Annual Work Plan and Budget which is an integral part of the Company's Annual Work Plan and Budget prepared by the Board of Directors.
11. Coordinate the preparation of suggestions and opinions regarding the agenda and materials of the GMS, including but not limited to:
    a. Coordinating the agenda and materials with related parties.
    b. Prepare materials that are the responsibility of the Board of Commissioners, and provide opinions on the material as a whole.
12. Coordinate the participation of the Board of Commissioners and Committees under the Board of Commissioners in training/ seminars/other competency development activities in accordance with the respective areas of supervision of the Board of Commissioners/ Committees.
13. Carry out other duties to support the smoothness of the supervisory and advisory duties carried out by the Board of Commissioners.

The Implementation of The Secretariat of The Board of Commissioners

During 2024 the Secretariat of the Board of Commissioners has carried out the following task:
1. Prepare meeting materials, compile minutes of meetings, and administer the Board of Commissioners Meetings in an orderly manner, Meetings of committees under the Board of Commissioners, and Meetings of the Board of Commissioners inviting the Directors.
2. Provide input and information to the Board of Commissioners on matters of concern to the Board of Commissioners, including, among others, the policies and strategies of the Board of Directors in achieving the Bank's Business Plan.
3. Cooperate with the Committees under the Board of Commissioners in fulfilling the obligations of the Board of Commissioners, including reports from the Board of Commissioners to the Regulator.
4. Coordinate the drafting of the Board of Commissioners' Annual Work Plan and Budget and monitor the progress of implementing the work plan on time.
5. Coordinate the implementation of Work Visits for the Board of Commissioners and Committees under the Board of Commissioners, including administering the Visit Report.
6. Administer the correspondence of the Board of Commissioners and committees under the Board of Commissioners, including drafting the approval of the Board of Commissioners on matters proposed by the Board of Directors to seek approval from the Board of Commissioners.
7. Coordinate the participation of the Board of Commissioners and committees under the Board of Commissioners in training/seminars/other competency development activities in accordance with the respective areas of supervision of each Commissioner/Committee.
8. Facilitate the implementation of the duties of the Board of Commissioners and committees related to the nomination process for the nomination of Bank Supervisory Candidates.
9. Carry out other duties to support the smoothness of the supervisory and advisory duties carried out by the Board of Commissioner.

Audit Committee

Basic Establishment of The Audit Committee

The establishment of the Audit Committee is based on the following rules:
1. OJK Regulation No. 55/POJK.04/2015 concerning the Establishment and Guidelines for Implementing the Work of the Audit Committee, dated December 23, 2015.
2. OJK Regulation No. 46 /POJK.03/2017 concerning Implementation of Compliance Function for Commercial Banks, dated July 12, 2017.
3. OJK Regulation No. 39/POJK.03/2019 concerning the Implementation of Anti-Fraud Strategy for Commercial Banks, December 19, 2019.
4. OJK Regulation no 17 of 2023 concerning Implementation of Governance for Commercial Banks, dated September 14, 2023.
5. The Company's Articles of Association regarding the Duties and Authorities of the Board of Commissioners and its amendments.

Duties and Responsibilities of The Audit Committee

In carrying out its functions, the Audit Committee has duties and responsibilities including:
1. Monitoring and evaluating audit planning and implementation;
2. Monitoring of follow-up to audit results;
3. Monitoring and evaluating the implementation of the duties of the Internal Audit Business Unit (SKAI);
4. Conducting a review of financial information that the Bank will issue to the public and/or authorities, including financial reports, projections and other reports related to the Bank's financial information;
5. Conducting a review of compliance with laws and regulations relating to the Bank's activities;
6. Providing an independent opinion in the event of a difference of opinion between management and the Accountant regarding the services provided;
7. Providing recommendations to the Board of Commissioners regarding the appointment of Accountants based on independence, scope of assignment, and service fees;

8. Conducting a review of the implementation of the audit by the internal auditor and supervising the implementation of follow-up actions by the Board of Directors on the findings of the internal auditor;
9. Conducting a review of the implementation of the audit by external auditors and supervising the implementation of follow-up actions by the Board of Directors on the findings of external auditors (OJK, BPK, KAP, BI and BPKP);
10. Reviewing complaints relating to the Bank's accounting and financial reporting processes;
11. Maintaining the confidentiality of Bank documents, data and information; and
12. Assisting the Board of Commissioners to:
    a. Continuously improve the quality of implementation of good corporate governance by applying the principles of transparency, accountability, responsibility, independence and fairness, to strengthen the internal conditions of national banking;
    b. Encourage the implementation of good corporate governance, the formation of an adequate internal control structure, improve the quality of transparency and financial reporting, and review the scope, determination of independence and objectivity of public accountants;
    c. Assess the adequacy of the Bank's internal audit function, to assess all aspects of activities in line with applicable laws and regulations; and
    d. Assess the effectiveness of the implementation of the Bank's internal audit tasks in creating a healthy Bank that is able to develop naturally.

Audit Committee Charter

The Audit Committee has a Work Guideline which is regulated in the Charter/Standard Operating Procedure for the Work Guidelines of the Board of Commissioners Committee Number 063/03/52/DKM/KEP dated March 28, 2024, which regulates:

1. Basic Principles
2. Organization and Management
3. Committee Work Program and Performance Evaluation
4. Committee Working Procedures
5. Committee Meeting
6. Monitoring, Evaluation, and Follow-up of Recommendations
7. Documentation, Administration, and Reporting

Authority of Audit Committee

In carrying out their duties, the Audit Committee has the following authority:

1. Accessing the Bank's documents, data, and information regarding to the employees, fund, assets, and the required company resources.
2. Communicating directly to the employees, including the Board of Directors and parties performing the internal audit function, risk management, and accountant in regard to the Audit Committee duties.
3. Involving independent parties outside the Audit Committee members necessary to help conduct their duties (if required).
4. Performing any other authority given by the Board of Commissioners.

Term of Office of the Audit Committee

The term of office of the Audit Committee shall not be longer than the term of office of the Board of Commissioners as stipulated in the articles of association or internal provisions of the Bank, and may be reappointed for a certain term of office.

Structure, Membership, and Expertise of The Audit Committee

The structure, membership and expertise of the Audit Committee can be seen in the table below.

Structure, Membership and Expertise of the Audit Committee for the Period January 1, 2024 – November 27, 2024

Name	Position	Determination Decree	Information	Expertise
Sumaryono	Chairman	Board of Directors Decree Number 062/105/DIR/HCP/KEP concerning the Composition of the Board of Commissioners Committee for the 2024 Period of PT Bank Pembangunan Daerah Jawa Timur Tbk	Independent Commissioner	Economics
Muhammad Mas'ud	Member		Independent Commissioner	Economics
Moch. Arifin	Member		Independent Party	Legal
Kusnadi	Member		Independent Party	Economics

Structure, Membership and Expertise of the Audit Committee Period November 28, 2024 – December 31, 2024

Name	Position	Determination Decree	Information	Expertise
Sumaryono	Chairman	Board of Directors Decree Number 063/063/DIR/HCP/KEP concerning the Composition of the Board of Commissioners Committee for the 2024 Period of PT Bank Pembangunan Daerah Jawa Timur Tbk	Independent Commissioner	Economics
Muhammad Mas'ud	Member		Independent Commissioner	Economics
Dadang Setiabudi*	Member		Independent Commissioner	Economics
Kusnadi	Member		Independent Party	Economics
Moch. Arifin	Member		Independent Party	Legal

Information:
* Appointed as Independent Commissioner at the Extraordinary GMS on September 26, 2024 and became effective since the Decree of the Members of the Board of Commissioners of the Financial Services Authority (OJK) dated November 4, 2024

Profile of Audit Committee

The profile of the Audit Committee as of December 31, 2024 is as follow.

Sumaryono
Chairman of the Audit Committee

His profile can be seen in the Profile of the Board of Commissioners in this Annual Report.

Muhammad Mas'ud
Member of Audit Commitee

His profile can be seen in the Profile of the Board of Commissioners in this Annual Report.

Dadang Setiabudi
Member of Audit Commitee

His profile can be seen in the Profile of the Board of Commissioners in this Annual Report.





Kusnadi

Audit Committee Member (Independent Party)

Citizenship	:	Indonesian Citizens
Place and Date of Birth/ Age	:	Cianjur, June 18, 1966/Aged 58 years as of December 2024
Domicile	:	Malang

Educational Background	• Bachelor of Accounting, Brawijaya University, Malang (1990) • Master of Agribusiness, UGM Yogyakarta (2004)
Certification	• Risk Management Certification Level 2 Year 2006. • Bank Internal Audit Competency Certificate With Special Occupational Qualifications In BRI Audit Supervisor Work (BRI Professional Certification Institute) Year 2021
Work Experience	• Job Trainer, Muara Bungo Office (1990-1992) • Staff I, Bitung Office (1992-1994) • Staff II, Tegal Office (1994-1997) • MLO, Cilegon Office (1997-1999) • MLO, Jakarta Office, Roxi (1999-2002) • Head of Pekalongan Wiradesa Assistant Branch (2002-2004) • Head of BRI Luwuk Branch (2004-2006) • Head of BRI Parepare Branch (2007-2009) • Head of BRI Lubuk Pakam Branch (2009-2011) • Head of BRI Nganjuk Branch (2011-2012) • Head of BRI Jakarta Kota Branch (2012-2012) • Special Staff (2012-2016) • Head of Logistics Pekanbaru (2016-2019) • GH AIW Bandung (2019-June 2022)
Legal Basis of Appointment	Board of Directors Decree No. 061/200/DIR/HCP/KEP dated October 3, 2022
Period of Office	Period I
Term of Office	Period 2022-2026
Concurrent Positions	None



Moch. Arifin

Audit Committee Member (Independent Party)

Citizenship	:	Indonesian Citizens
Place and Date of Birth/ Age	:	Surabaya, 02 February 1971/53 years as of December 31, 2024
Domicile	:	Surabaya

Educational Background	Bachelor of Law, Bhayangkara University, Surabaya (1994)
Certification	• Minutes of the Oath Taking (BAPS) • Advocate Card (KTA) of the Indonesian Advocates Association (PERADI)
Work Experience	• Advocate (1996 – Present) • Legal Consultant PT Berlian Mandiri Perkasa, Surabaya (2001 – Present) • Legal Consultant PT Java Green Transport, Sidoarjo (2009 – Present) • Legal Consultant PT Multi Color Indonesia, Sidoarjo (2009 – Present) • Legal Consultant PT Angkasa Raya, Surabaya (2009- Present) • Legal Consultant Bank Yudha Bhakti (2005 – 2015) • Chairman of the Supervisory Board of the Kediri City Rural Credit Bank, (2012 – 2018) • Legal Consultant PT Perkebunan Nusantara IX, Surakarta (2014 – 2020) • Expert Staff of the Legal Bureau of the Regional Secretariat of the East Java Provincial Government (2013 – Present)
Legal Basis of Appointment	Board of Directors Decree No. 061/200/DIR/HCP/KEP dated October 3, 2022
Period of Office	Period I
Term of Office	Period 2022-2026
Concurrent Positions	• Legal Consultant PT Berlian Mandiri Perkasa, Surabaya (2001 – Present) • Legal Consultant PT Java Green Transport, Sidoarjo (2009 – Present) • Legal Consultant PT Multi Color Indonesia, Sidoarjo (2009 – Present) • Legal Consultant PT Angkasa Raya, Surabaya (2009- Present) • Expert Staff of Legal Bureau of Regional Secretariat of East Java Provincial Government (2013 – Present)

Qualification of Education and Experience of Audit Committee

Table of Audit Committee Education Qualification and Work Experience

Name	Position	Education	Work experience
Sumaryono	Chairman	Bachelor of Business Administration Science, Brawijaya University	Have work experience in banking.
Muhammad Mas'ud	Member	• Bachelor in Public Administration • Master of Management • Doctor (Ph.D) in School of Political and International Studies	Have work experience including in finance, political science and economics
Dadang Setiabudi*	Member	• Bachelor of Accounting, Padjajaran University • Master of Agribusiness Management, Bogor Agricultural Institute	Have work experience including in banking, finance, information technology.
Kusnadi	Member	• Bachelor of Accounting • Master of Agribusiness	Have banking work experience
Moch. Arifin	Member	Bachelor of Laws	Have work experience including in the fields of law and banking

Information:
* Appointed as Independent Commissioner at the Extraordinary GMS on September 26, 2024 and became effective since the Decree of the Members of the Board of Commissioners of the Financial Services Authority (OJK) dated November 4, 2024

Audit Committee Independence

Table of Audit Committee Independence

Independence Aspect	Sumaryono	Muhammad Mas'ud	Dadang Setiabudi*	Kusnadi	Moch. Arifin
Has no financial relationship with the Board of Commissioners and Directors	✓	✓	✓	✓	✓
Has no management relationships in the company, subsidiaries or affiliated companies	✓	✓	✓	✓	✓
Has no share ownership in the company	✓	✓	✓	✓	✓
Has no family relationship with the Board of Commissioners, Directors, and/or fellow members of the Audit Committee	✓	✓	✓	✓	✓
Not serving as a political party administrator, official or government official	✓	✓	✓	✓	✓

* Appointed as Independent Commissioner at the Extraordinary GMS on September 26, 2024 and became effective since the Decree of the Members of the Board of Commissioners of the Financial Services Authority (OJK) dated November 4, 2024.

Audit Committee meeting

AUDIT COMMITTEE MEETING POLICY

The implementation and procedures for the Audit Committee meetings are as follows:

1. Meetings are held at least 1 (one) time in 1 (one) months according to the needs of the Bank.
2. Meetings can be held if attended by at least 51% of the total committee members, including 1 (one) Independent Commissioner and Independent Party.
3. The meeting is chaired by the Chairman of the Audit Committee or a Member of the Audit Committee from an Independent Commissioner if the Chairman of the Audit Committee is unable to attend.
4. Decisions of the Committee meetings are based on consensus deliberation. If there is no consensus deliberation, then the decision is made based on the majority vote.
5. Committee meetings are recorded in the minutes of the meeting, including if there are dissenting opinions and the reasons for the meeting participants for these differences. The minutes of the meeting are signed by all members of the Audit Committee present and submitted to the Board of Commissioners.
6. Meetings can be held offline or online through digital media which allows the Audit Committee meeting participants to participate in the meeting

AGENDA OF COMMITTEE AUDIT MEETING

Throughout 2024, the implementation date, Meeting Agenda and Meeting Participants of the Audit Committee are as follows.

Table of Meeting Agenda of the Audit Committee

No	Meeting Date	Meeting Agenda	Meeting participants
1	January 23, 2024	Approval of the 2024 Audit Plan of the Internal Audit Division	Sumaryono Kusnadi Moch. Arifin
2	February 21, 2024	Board of Commissioners' Supervisory Report on the Implementation of the Bank's Business Plan (RBB) for Semester II of 2023	Sumaryono Kusnadi Moch. Arifin
3	March 28, 2024	Update on Audit Committee SOP	Sumaryono Muhammad Mas'ud Kusnadi Moch. Arifin
4	March 28, 2024	Progress on Resolving External Party Findings (BPK, OJK and KAP)	Sumaryono Kusnadi Moch. Arifin

No	Meeting Date	Meeting Agenda	Meeting participants
5	May 06, 2024	1. Treasury Management; 2. Accounting Treatment (Accrual and Cash Basis) in credit granted; 3. Explanation Regarding Operational Costs and BOPO	Sumaryono Muhammad Mas'ud Kusnadi Moch. Arifin
6	June 19, 2024	Evaluation of the Implementation of Audit Services for Annual Historical Financial Information Fiscal Year 2023 at Bank Jatim by KAP Paul Hadiwinata, Hidajat, Arsono, Retno, Palilingan & Rekan	Sumaryono Kusnadi Moch. Arifin
7	July 23, 2024	Procurement Process for Audit Services for the Annual Financial Report of PT Bank Pembangunan Daerah Jawa Timur Tbk by Public Accountants (AP) and/or Public Accounting Firms (KAP) for the 2024 Fiscal Year	Sumaryono Kusnadi Moch. Arifin
8	August 13, 2024	1. Report on Internal Audit Division Performance for Semester I of 2024; 2. Follow-up on Settlement of External Party Findings (unresolved)	Sumaryono Kusnadi Moch. Arifin
9	August 13, 2024	Discussion on the Preparation of the Terms of Reference (TOR) and Own Estimated Price (HPS) in the Implementation of the Provision of Audit Services for the 2024 Fiscal Year by Public Accountants (AP) and/or Public Accounting Firms (KAP)	Sumaryono Kusnadi Moch. Arifin
10	August 22, 2024	Board of Commissioners' Supervisory Report on the Implementation of the Bank's Business Plan (RBB) for Semester I of 2024	Sumaryono Muhammad Mas'ud Kusnadi Moch. Arifin
11	September 30, 2024	Discussion of Recapitulation Report of Employees Who Commit Fraud (unresolved)	Sumaryono Kusnadi Moch. Arifin
12	October 30, 2024	Progress of Procurement of Public Accountants (AP) and/or Public Accounting Firms (KAP) to conduct Audit of Financial Report of PT Bank Pembangunan Daerah Jawa Timur Tbk in 2024	Sumaryono Muhammad Mas'ud Kusnadi Moch. Arifin
13	November 29, 2024	1. Evaluation Results of Public Accountant (AP)/Public Accounting Firm (KAP) Procurement Bid Documents for the Audit of the 2024 Financial Report of PT Bank Pembangunan Daerah Jawa Timur Tbk and the Sharia Business Unit along with the Consolidated Report with the KUB Bank; 2. Audit Committee Recommendations to AP/KAP.	Sumaryono Muhammad Mas'ud Dadang Setiabudi* Kusnadi Moch. Arifin
14	December 23, 2024	Audit Committee Work Program	Sumaryono Muhammad Mas'ud Dadang Setiabudi* Kusnadi Moch. Arifin

FREQUENCY AND ATTENDANCE OF AUDIT COMMITTEE MEETINGS

During 2024, the Audit Committee held 14 (fourteen) meetings. The frequency and level of attendance of each member of the Audit Committee are as follows.

Table of Attendance Level on Audit Committee Meeting

Name	Position	Audit Committee Meeting		
		Number and Attendance Percentage		
		Number of Meetings	Number of Attandance	Percentage
Sumaryono	Chairman	14	14	100%
Muhammad Mas'ud	Member	14	6	43%
Dadang Setiabudi*	Member	1	1	100%
Kusnadi	Member	14	14	100%
Moch. Arifin	Member	14	14	100%

Information:
* Appointed as Independent Commissioner at the Extraordinary GMS on September 26, 2024 and became effective since the Decree of the Members of the Board of Commissioners of the Financial Services Authority (OJK) dated November 4, 2024.

Audit Committee Remuneration

No	Description	Non-Commissioner Member
1	Salary / Honorarium	Receive an honorarium of 12,5% of the President Director's Salary
2	Post-Position Compensation	Not Given
3	Holiday allowance	In accordance with the applicable provisions for the Board of Commissioners or Permanent Employees of the Bank
4	Bonus / Tantiem	In accordance with the provisions that apply to Permanent Employees of the Bank
5	Facility:	
	Transportation Allowance	Not Given
	Health	In accordance with the applicable provisions for the Board of Commissioners or Permanent Employees of the Bank
	Official travel	In accordance with the applicable provisions for the Board of Commissioners or Permanent Employees of the Bank

Training and/or Competency Improvement of The Audit Committee In 2024

Name	Position	Types of Training and Development Materials Competence/Training	Time and place Implementation	Organizer
Sumaryono	Chairman	Education and/or Competency Improvement can be seen in the Education and/or Competency Improvement section for the Board of Commissioners		
Muhammad Mas'ud	Member	Education and/or Competency Improvement can be seen in the Education and/or Competency Improvement section for the Board of Commissioners		
Dadang Setiabudi*	Member	Education and/or Competency Improvement can be seen in the Education and/or Competency Improvement section for the Board of Commissioners		
Kusnadi	Member	National Seminar on the Implementation of OJK Regulation	Sorong, May 1, 2024	FKDK – BPD SI
		Exam of Risk Management Certification Program Level 5	Jakarta, May 19, 2024	BSMR
		National Seminar "Optimizing the Role of the Board of Commissioners in the Implementation of Market Conduct in the Framework of BPDSI Consumer Protection, and Leadership Program for the BPDSI Board of Commissioners"	Solo, December 05, 2024	FKDK – BPDSI
Moch. Arifin	Member	Executive Sharia Banking	Surabaya, March 04, 2024	Muamalat Institute

* Appointed as Independent Commissioner at the Extraordinary GMS on September 26, 2024 and became effective since the Decree of the Members of the Board of Commissioners of the Financial Services Authority (OJK) dated November 4, 2024

Work Program and Implementation of Duties of The Audit Committee In 2024

The Audit Committee's Work Program for 2024 includes:

Quarter I

1. Evaluation of Follow-Up of General Audit Findings from Internal
2. Evaluation of Special Audit & Fraud Follow-up from the Internal Audit Division.
3. Reviewing projected financial information and other reports related to financial information.
4. Monitoring the implementation of the Anti-Fraud Strategy (SAF) and Gratification Control.
5. Monitoring and evaluating the implementation of the duties of the Internal Audit Work Unit (SKAI).
6. Making an annual report on the implementation of the activities of the Audit Committee in the Annual Report.

Quarter II

1. Evaluation of General Annual Historical Financial Audit Results from KAP (Public Accountant Office).
2. Evaluation of Follow-Up of General Audit Findings from Internal and External Parties.
3. Reviewing projected financial information and other reports related to financial information.
4. Coordination with the Internal Audit Division after the progress reports are received by the Audit Committee.

Quarter III

1. Evaluation of Follow-Up of General Audit Findings from Internal and External Parties.
2. Evaluation of Special Audit & Fraud Follow-up from the Internal Audit Division.
3. Reviewing projected financial information and other reports related to financial information.

4. Provide recommendations to the Board of Commissioners regarding the appointment of a Public Accountant (AP) based on independence, scope of assignment, and compensation for services.
5. Monitoring the implementation of the Anti-Fraud Strategy (SAF) and Gratification Control.
6. Evaluation of the implementation of compliance with internal and external regulations.

Quarter IV

1. Evaluation of Follow-Up of General Audit Findings from Internal and External Parties.
2. Evaluation of the Audit Plan from the Internal Audit Division for Approval of the Implementation of the Audit Plan.
3. Reviewing projected financial information and other reports related to financial information.
4. Coordination with the Internal Audit Division after the progress reports are received by the Audit Committee.

Brief Report on the Implementation of Audit Committee Activities in 2024

The Audit Committee has carried out its duties and responsibilities properly as stipulated in the Audit Committee Charter and refers to OJK Regulation No. 55/POJK.04/2015, concerning the Establishment and Guidelines for the Implementation of the Audit Committee's Work, Standard Operating Procedure (SOP) for the Work Guidelines of the Board of Commissioners Committee Number 063/03/52/DKM/KEP. The Audit Committee during the 2024 period held 14 (fourteen) meetings and carried out its duties including:

1. Implementation of follow-up reports on a number of fraudulent acts during 2024, and several matters that need to obtain approval from the Board of Commissioners, including reports on Realization of Business Plans (RBB), reports on the implementation of the audit function, review of the company's financial statements, and reports on internal audit results.
2. Provide recommendations and reports related to approvals:
   a. Audit inspection plan (Audit Plan) of the Internal Audit Division.
   b. The appointment of a Public Accounting Firm (KAP) was based on independence, scope of assignment, and compensation for services.
   c. Report on the Results of the Evaluation of the Implementation of Audit Services on the annual historical financial information of PT Bank Pembangunan Daerah Jawa Timur Tbk. Fiscal Year 2023.
   d. The Election of the Head of SKAI.

3. Conduct coordination meetings with related divisions, including:
   a. Internal Audit Division:
      - Evaluasi Audit *Plan* Periode 2025.
      - Evaluation of the 2025 Period Audit Plan.
      - Evaluation of the Implementation of the Provision of Audit Services on Annual Historical Financial Information by Public Accountants (AP) and/or Public Accounting Firms (KAP) Paul Hadiwinata, Hidajat, Arsono, Retno, Palilingan & Rekan for the 2023 Fiscal Year.
      - Evaluation of preliminary audit planning preparation.
      - Strategy and Program of Internal Fraud Prevention (repeated findings).
      - Performance Evaluation of Internal Audit Division.
      - Follow-up on Settlement of Internal and External Findings (which have not been resolved).

   b. Accounting and Financial Management Division:
      - Preparation of Terms of Reference (TOR) and Self-Estimated Price (HPS) in the Implementation of the Provision of Audit Services for the 2024 Fiscal Year by Public Accountants (AP) and/or Public Accounting Firms (KAP).
      - Evaluation Results of Public Accountant (AP)/Public Accounting Firm (KAP) Procurement Bid Documents for the Audit of the 2024 Financial Report of PT Bank Pembangunan Daerah Jawa Timur Tbk and Sharia Business Units along with Consolidated Reports with KUB Banks.
      - Audit Committee Recommendations to AP/KAP.
      - Accounting Treatment (Accrual and Cash Basis) in Credit Granted.
      - Explanation regarding Operational Costs and BOPO.

   c. General Division:
      - The Procurement Process for Auditing Services for the Annual Financial Report of PT Bank Pembangunan Daerah Jawa Timur Tbk by Public Accountants (AP) and/or Public Accounting Firms (KAP) for the 2024 Fiscal Year.
      - Preparation of Terms of Reference (TOR) and Self-Estimated Price (HPS) in the Implementation of the Provision of Audit Services for the 2024 Fiscal Year by Public Accountants (AP) and/or Public Accounting Firms (KAP).
      - Evaluation Results of Public Accountant (AP)/Public Accounting Firm (KAP) Procurement Bid Documents for the Audit of the 2024 Financial Report of PT Bank Pembangunan Daerah Jawa Timur Tbk and Sharia Business Units along with Consolidated Reports with KUB Banks.
      - Audit Committee Recommendations to AP/KAP.

   d. Human Capital Division:
      - Discussion of Recapitulation Report of Employees Who Commit Fraud (unresolved).

   e. Strategic Planning and Performance Management Division
      - Coordination of evaluation of the Bank Business Plan (RBB) report for the second semester of 2023.
      - Coordination of evaluation of the Bank Business Plan (RBB) report for the first semester of 2024.

f. Subsidiary Management Division
   - The Procurement Process for Auditing Services for the Annual Financial Report of PT Bank Pembangunan Daerah Jawa Timur Tbk by Public Accountants (AP) and/or Public Accounting Firms (KAP) for the 2024 Fiscal Year.
   - Evaluation Results of Public Accountant (AP)/Public Accounting Firm (KAP) Procurement Bid Documents for the Audit of the 2024 Financial Report of PT Bank Pembangunan Daerah Jawa Timur Tbk and Sharia Business Units along with Consolidated Reports with KUB Banks.
   - Audit Committee Recommendations to AP/KAP.

g. Treasury Division
   - Treasury Management

4. Coordination with the Risk Monitoring Committee in:
   a. Monitoring and evaluation of Bank Soundness Level (TKB).
   b. BPP Review of the Board of Directors' Work Standard Operating Procedure (SOP).
   c. Mid-Year Adjustment/Revision of Bank Work Plan 2024.
   d. Conducting an evaluation of the implementation of SAF in handling conflicts of interest and controlling gratification, transparency of financial and non-financial information, and integration of the Bank's strategic plan.

Statement of the Audit Committee on the Effectiveness of the Internal Control System and Risk Management

The internal control system implemented by Bank Jatim is considered to have been running effectively and adequately as reflected in the effectiveness of the implementation of internal control functions, including internal audit, risk management, compliance, financial and operational control functions.

Remuneration and Nomination Committee

Basis Establishment of The Remuneration and Nomination Committee

Members of the Remuneration and Nomination Committee are based on the following regulations:
1. OJK Regulation No. 55/POJK.03/2016 concerning Implementation of Governance for Commercial Banks.
2. OJK Regulation No. 34/POJK.04/2014 concerning the Nomination & Remuneration Committee of Issuers or Public Companies.
3. Articles of Association regarding the duties and authorities of the Board of Commissioners and their amendments.

Remuneration and Nomination Committee Charter

The Remuneration and Nomination Committee has a Work Guideline which is regulated in the Charter/Standard Operating Procedure (SOP) for the Work Guidelines of the Board of Commissioners Committee Number 063/03/52/DKM/KEP dated March 28, 2024, which regulates:
1. Basic Principles
2. Organization and Management
3. Committee Work Program and Performance Evaluation
4. Committee Working Procedures
5. Committee Meeting
6. Monitoring, Evaluation, and Follow-up of Recommendations
7. Documentation, Administration, and Reporting

Duties and Responsibilities of The Remuneration and Nomination Committee

1. **Related to Nomination function**
   a. Provide recommendations to the Board of Commissioners regarding the structure, policies and amount of Remuneration for members of the Board of Directors and/ or members of the Board of Commissioners.
   b. Assist the Board of Commissioners in evaluating performance in accordance with the remuneration received by each member of the Board of Directors and/ or members of the Board of Commissioners.
   c. In carrying out the remuneration function as referred to in point "a" above, the Remuneration and Nomination Committee must perform the procedure:
      - Develop a remuneration structure for members of the Board of Directors and/or members of the Board of Commissioners and the Sharia Supervisory Board, namely in the form of salary, honorarium, incentives, fixed and/or variable allowances;
      - Develop and evaluate policies on remuneration for members of the Board of Directors and/or members of the Board of Commissioners and the Sharia Supervisory Board; and
      - Develop the amount of remuneration for members of the Board of Directors and/or members of the Board of Commissioners, as well as the Sharia Supervisory Board.
   d. The preparation of the structure, policy and amount of Remuneration must pay attention to:
      - Remuneration applicable to the industry in accordance with business activities and similar business scales in its industry (peer groups).
      - The duties, responsibilities and authority of members of the Board of Directors and/or members of the Board of Commissioners are related to the achievement of the objectives and performance of the bank.

- Performance targets or the performance of each member of the Board of Directors and/or members of the Board of Commissioners.serta Dewan Pengawas Syariah; and
- A balance of benefits between those that are permanent and variable.

e. Assisting the Board of Commissioners in providing recommendations on the payroll/wage system, provision of allowances and facilities for employees.
f. Assisting the Board of Commissioners in providing recommendations on the compensation system and other benefits for employees.
g. Ensuring that the remuneration policy is in accordance with the provisions.
h. Conducting periodic evaluations of the implementation of the remuneration policy.

2. Related to Remuneration function

a. Provide recommendations to the Board of Commissioners regarding the composition of the positions of members of the Board of Directors and/or members of the Board of Commissioners.
b. Provide recommendations to the Board of Commissioners regarding the policies and criteria needed in the Nomination process.
c. Provide recommendations to the Board of Commissioners regarding performance evaluation policies for members of the Board of Directors and/ or members of the Board of Commissioners.
d. Assist the Board of Commissioners in evaluating the performance of members of the Board of Directors and/ or members of the Board of Commissioners based on benchmarks that have been prepared as evaluation material.
e. Provide recommendations to the Board of Commissioners regarding the capacity building program for members of the Board of Directors and/or members of the Board of Commissioners.
f. Provide proposals for candidates who qualify as members of the Board of Directors and/or members of the Board of Commissioners to the Board of Commissioners to be submitted to the GMS.
g. Provide recommendations regarding Independent Parties who will become members of the Audit Committee and members of the Risk Monitoring Committee.
h. Assist the Board of Commissioners in compiling and analyzing dismissal criteria for the Board of Commissioners and Directors.
i. Assist the Board of Commissioners in monitoring the implementation and analysis of selection criteria and procedures for bank executive candidates.
j. In carrying out the Nomination function, the Remuneration and Nomination Committee must carry out the following procedures:
   - Compile the composition and process of nomination of members of the Board of Directors and/or members of the Board of Commissioners.
   - Formulate policies and criteria needed in the process of nominating candidates for members of the Board of Directors and/or members of the Board of Commissioners.
   - Assist in the evaluation of the performance of members of the Board of Directors and/or members of the Board of Commissioners.
   - Formulate a capacity building program for members of the Board of Directors and/or members of the Board of Commissioners.
   - Review and propose candidates who qualify as members of the Board of Directors and/or members of the Board of Commissioners to the Board of Commissioners to be submitted to the GMS.

Authority of Remuneration and Nomination Committee

The Board of Commissioners authorizes the Remuneration and Nomination Committee within the scope of responsibility for:

1. Obtaining various information needed for the implementation of the Nomination and Remuneration function from various parties, both internal and external to the bank.
2. Obtaining the advice or input needed in the context of the implementation of the Nomination and Remuneration function from both internal and external parties of the bank.

Term of Office of the Remuneration and Nomination Committee

The term of office of the Remuneration and Nomination Committee shall not be longer than the term of office of the Board of Commissioners as stipulated in the articles of association or internal provisions of the Bank, and may be reappointed for a certain term of office.

STRUCTURE, MEMBERSHIP AND EXPERTISE OF THE REMUNERATION AND NOMINATION COMMITTEE

Structure, Membership and Expertise of the Remuneration and Nomination Committee Period January 1, 2024 – November 27, 2024

Name	Position	Determination Decree	Information	Expertise
Muhammad Mas'ud	Chairman	Board of Directors Decree Number 062/105/DIR/HCP/KEP concerning the Composition of the Board of Commissioners Committee for the 2024 Period of PT Bank Pembangunan Daerah Jawa Timur Tbk	Independent Commissioner	Economics
Adhy Karyono	Member		Commissioner	Economics
Sumaryono	Member		Independent Commissioner	Economics
Slamet Purwanto	Member		Ex-Officio Member of HC Division Leader)	Economics

Structure, Membership and Expertise of the Remuneration and Nomination Committee Period November 28, 2024 – December 31, 2024

Name	Position	Determination Decree	Information	Expertise
Muhammad Mas'ud	Chairman	Board of Directors Decree Number 063/063/DIR/HCP/KEP concerning the Composition of the Board of Commissioners Committee for the 2024 Period of PT Bank Pembangunan Daerah Jawa Timur Tbk	Independent Commissioner	Economics
Adhy Karyono	Member		Commissioner	Economics
Sumaryono	Member		Independent Commissioner	Economics
Dadang Setiabudi*	Member		Independent Commissioner	Economics
Yusuf Adnan**	Member		Independent Party	Economics
Slamet Purwanto	Member		Ex-Officio Member (HC Division Leader)	Economics

Information:
* Appointed as Independent Commissioner at the Extraordinary GMS on September 26, 2024 and became effective since the Decree of the Members of the Board of Commissioners of the Financial Services Authority (OJK) dated November 4, 2024.
** Appointed as a member (Independent Party) of the Remuneration and Nomination Committee on November 13, 2024

Profile of The Remuneration and Nomination Committee

The profile of the Remuneration and Nomination Committee as of December 31, 2024 is as follow.

Muhammad Mas'ud
Chairman concurrently Member of Remuneration and Nomination Committee

His profile can be seen in the Profile of the Board of Commissioners in this Annual Report.

Adhy Karyono
Member of Remuneration and Nomination Committee

His profile can be seen in the Profile of the Board of Commissioners in this Annual Report.

Dadang Setiabudi
Member of Remuneration and Nomination Committee

His profile can be seen in the Profile of the Board of Commissioners in this Annual Report.

Sumaryono
Member of Remuneration and Nomination Committee

His profile can be seen in the Profile of the Board of Commissioners in this Annual Report.



Yusuf Adnan

Remuneration and Nomination Committee Members

Citizenship	:	Indonesian Citizen
Place and Date of Birth/ Age	:	Born in Serang in 1990. Age 34 years as of 2024.
Domicile	:	Surabaya

Educational Background	• Bachelor of Information Systems from the Information Technology Institute, Surabaya (2013) • Master of Management from the University of Indonesia (2018) • Master of Business Administration Institut d'Administration des Entrepises de Grenoble, Grenoble (2018)
Certification	-
Work Experience	Joined Bank Jatim in November 2024. Prior to occupying his current position, he was Co-Founder, Finance & Strategic Manager of PT Bina Informasi Optima Solusindo (December 2021), Finance Manager of PT Energi Mineral Langgeng, Jakarta (until August 2024)
Legal Basis of Appointment	Since November 2024, he has served as a Member of the Remuneration and Nomination Committee in accordance with the Employment Contract Agreement Letter of PT Bank Pembangunan Daerah Jawa Timur Tbk Number 063/66/HCP/PK dated November 13, 2024.
Period of Office	Period I
Term of Office	November 13 – present
Concurrent Positions	None



Slamet Purwanto

Remuneration and Nomination Committee Members

Citizenship	:	Indonesian Citizen
Place and Date of Birth/ Age	:	Born in Surabaya in 1979. Age 46 years as of 2024.
Domicile	:	Surabaya

Educational Background	• Bachelor of Computer Science from the College of Informatics Management and Computer Engineering (STIKOM) (2004) • Master of Management from the National Development University "Veteran" East Java (2016)
Certification	• Risk Management Certification Level 1 • Risk Management Certification Level 2 • Risk Management Certification Level 3 • Risk Management Certification Level 4 • Risk Management Certification Refresher
Work Experience	Joined Bank Jatim in 2007. Prior to occupying his current position, he served as Senior Analyst of the Human Capital Division (2015), Head of the Investor Relations Corporate Secretary Sub-Division (2015), Head of the Human Capital Development Sub-Division (2020), Head of the Human Capital Policy & Development Sub-Division (2020), Head of the Learning Center Sub-Division (2021), AVP Learning Center (2023).
Legal Basis of Appointment	Since July 2023, he has served as Acting Vice President of the Human Capital Division based on the Decree of the Board of Directors No. 062/055/DIR/HCP/KEP dated July 5, 2023.
Period of Office	Period I
Term of Office	July 5, 2023 – present
Concurrent Positions	None

Qualification of Educational and Work Experience of The Remuneration and Nomination Committee

Table of Qualification of Educational and Work Experience of The Remuneration and Nomination Committee

Name	Position	Education	Work experience
Muhammad Mas'ud	Chairman	• Bachelor of Public Administration Science, Brawijaya University • Master of Management, Muhammadiyah University of Malang • Doctor (Ph.D) in School of Political and International Studies	Have work experience including in finance, political science and economics
Adhy Karyono	Member	• Bachelor of Social and Political Sciences, University of Garut • Master of Public Administration (Apparatus Resource Management)	Have work experience in government.
Sumaryono	Chairman	Bachelor of Business Administration Science, Brawijaya University	Have work experience in banking.
Dadang Setiabudi*	Member	• Bachelor of Accounting, Padjajaran University • Master of Agribusiness Management, Bogor Agricultural Institute	Have work experience including in banking, finance, information technology.
Yusuf Adnan**	Member	• Bachelor of Information Systems from the Institute of Information Technology; • Master of Management • Master of Bussines Administration Institut d'Administration des Entrepises de Grenoble	Have work experience in finance and information technology.
Slamet Purwanto	Ex-officio Member	• Bachelor of Computer Science STIKOM • Master of Management UPN Veteran East Java	Have work experience including in banking and Human Resources

Independence of The Nomination and Remuneration Committee

The Remuneration and Nomination Committee carries out its duties, responsibilities and authority professionally and independently, without interference from any party that is not in accordance with the laws and regulations. Members of the Remuneration and Nomination Committee have fulfilled all the independence criteria and are able to carry out their duties independently, uphold the interests of the Bank and cannot be influenced by any party. This can be seen from the majority of Commissioners who are members of the Remuneration and Nomination Committee who are Independent Commissioners.

Table of Independence of the Remuneration and Nomination Committee

Independence Aspect	Muhammad Mas'ud	Adhy Karyono	Dadang Setiabudi*	Sumaryono	Yusuf Adnan**	Slamet Purwanto
Has no financial relationship with the Board of Commissioners and Directors	✓	✓	✓	✓	✓	✓
Has no management relationships in the company, subsidiaries or affiliated companies	✓	✓	✓	✓	✓	✓
Has no share ownership in the company	✓	✓	✓	✓	✓	✓
Has no family relationship with the Board of Commissioners, Directors, and/or fellow members of the Nomination and Remuneration Committee	✓	✓	✓	✓	✓	✓
Not serving as a political party administrator, official or government official	✓	✓	✓	✓	✓	✓

* Appointed as Independent Commissioner at the Extraordinary GMS on September 26, 2024 and became effective since the Decree of the Members of the Board of Commissioners of the Financial Services Authority (OJK) dated November 4, 2024.
** Appointed as a member (Independent Party) of the Remuneration and Nomination Committee on November 13, 2024.

Meeting of The Nomination and Remuneration Committee

NOMINATION AND REMUNERATION COMMITTEE MEETING POLICY

The Remuneration and Nomination Committee Meeting is held periodically at least 1 (one) time in 3 (three) months. The Remuneration and Nomination Committee Meeting can only be held if attended by a majority of the members of the Remuneration and Nomination Committee and one of the majority of the members of the Remuneration and Nomination Committee is the Chairperson of the Remuneration and Nomination Committee.

MEETING AGENDA OF THE NOMINATION AND REMUNERATION COMMITTEE

Table of Agenda for the Remuneration and Nomination Committee Meeting

No	Meeting Date	Meeting Agenda	Meeting Participants	Information
1	January 29, 2024	1. Adjustment of the use of the term Acting Official (Plt) for the Replacement Director in connection with the implementation of OJK Regulation No. 17 of 2023, following the Memorandum from the Corporate Secretary Number 063/91/CSE/CKST/NOTA dated January 10, 2023; 2. Evaluation of the Remuneration Policy; 3. Calculation of Tantiem/Production Service Distribution; 4. Recommendation for Sharia Supervisory Board Candidates.	Muhammad Mas'ud Sumaryono Fenty Rischana K	Nomination and Remuneration
2	February 06, 2024	Evaluation and Recommendation of Bank Jatim's Management Candidates	Muhammad Mas'ud Adhy Karyono Sumaryono Fenty Rischana K	Nomination
3	March 28, 2024	Board of Directors' Proposal regarding the 2024 Religious Holiday Allowance for Management, in accordance with Internal Memo Number 063/034/DIR/HCP/SRT dated March 28, 2024	Muhammad Mas'ud Sumaryono Fenty Rischana K	Remuneration
4	June 21, 2024	Evaluation and Recommendation of Bank Jatim's Management Candidates	Muhammad Mas'ud Adhy Karyono Sumaryono Slamet Purwanto	Nomination
5	August 08, 2024	Provision of Management Remuneration;	Muhammad Mas'ud Sumaryono Sonny Tanjung Y	Remuneration
6	August 29, 2024	1. Evaluation of the Sharia Supervisory Board's Remuneration; 2. Discussion of the Nomination Process for Bank Jatim's Board of Commissioners Candidates	Muhammad Mas'ud Sumaryono Slamet Purwanto	Nomination and Remuneration
7	October 23, 2024	Evaluation of Candidates for the Remuneration & Nomination Committee (Independent Party)	Muhammad Mas'ud Sumaryono Slamet Purwanto	Nomination
8	December 23, 2024	2025 Work Program of the Remuneration & Nomination Committee	Muhammad Mas'ud Sumaryono Dadang Setiabudi* Yusuf Adnan**	Nomination and Remuneration
9	December 31, 2024	Variable Compensation Plan End of 2024 for Bank Jatim Management, DPS & Committees	Muhammad Mas'ud Sumaryono Dadang Setiabudi* Yusuf Adnan** Slamet Purwanto	Remuneration

Notes:
* Appointed as Independent Commissioner at the EGMS on September 26, 2024, and effective as of the Decision Letter of the Board of Commissioners of the Financial Services Authority (OJK) dated November 4, 2024
** Appointed as an Independent Member of the Remuneration and Nomination Committee on November 13, 2024.

FREQUENCY AND ATTENDANCE LEVEL OF MEETING OF NOMINATION AND REMUNERATION COMMITTEE

Table of Attendance Level of Remuneration and Nomination Committee Meetings

Name	Position	Remuneration and Nomination Committee Meeting		
		Attendance Number and Percentage		
		Number of Meetings	Number of Attendance	Percentage
Muhammad Mas'ud	Chairman	9	9	100%
Adhy Karyono	Member	9	2	22%
Sumaryono	Member	9	9	100%
Dadang Setiabudi*	Member	2	2	100%
Yusuf Adnan**	Member	2	2	100%
Perwakilan Divisi Human Capital	Ex-Officio Member	9	8	89%

Notes:
* Appointed as Independent Commissioner at the EGMS on September 26, 2024, and effective as of the Decision Letter of the Board of Commissioners of the Financial Services Authority (OJK) dated November 4, 2024
** Appointed as an Independent Member of the Remuneration and Nomination Committee on November 13, 2024

Remuneration and Nomination Committee Competency Improvement Program

Name	Position	Types of Training and Development Materials Competence/Training	Time and place Implementation	Organizer
Muhammad Mas'ud	Chairman	Education and/or Competency Improvement can be seen in the Education and/ or Competency Improvement section for the Board of Commissioners		
Adhy Karyono	Member	Education and/or Competency Improvement can be seen in the Education and/ or Competency Improvement section for the Board of Commissioners		
Sumaryono	Member	Education and/or Competency Improvement can be seen in the Education and/ or Competency Improvement section for the Board of Commissioners		
Dadang Setiabudi*	Member	Education and/or Competency Improvement can be seen in the Education and/ or Competency Improvement section for the Board of Commissioners		
Yusuf Adnan**	Member	There has never been any training attended while at Bank Jatim		
Slamet Purwanto	Ex-Officio Member	Corporate Value Internalization for culture Leaders	Surabaya, January 14, 2023	Kubik Leadership
		Learning Management System & Training E-Learning Application	Bandung, March 15, 2023	PT Bangun Kapasitas
		Certification Refreshment Program Risk Management	Surabaya, May 12, 2023	TD Consulting
		Greeting and Sharing "Culture Transformation With Growth Mindset " by Ignasius Jonan	Surabaya, October 18, 2023	Internal Bank Jatim
		Competency Based Interview Training	Surabaya, April 20, 2024	PPM Management
		Leading & Managing Your Sales Team To Success With James Gwee	Surabaya, July 29, 2024	PT. Academia Citra Abadi
		Training Executive Sharia Banking	Surabaya, July 30, 2024	Muammalat Institute
		Implementation of Financial Control and Consolidation within the Scope of Establishing a Bank Business Group	Surabaya, December 21, 2024	PT Fortia Management Strategi

* Appointed as Independent Commissioner at the EGMS on September 26, 2024, and effective as of the Decision Letter of the Board of Commissioners of the Financial Services Authority (OJK) dated November 4, 2024.
** Appointed as an Independent Member of the Remuneration and Nomination Committee on November 13, 2024

Remuneration and Nomination Committee Income

No	Description	Non-Commissioner Member
1	Salary/ Honorarium	Receive an honorarium of 12,5% of the President Director's Salary
2	Post-Position Compensation	Not Given
3	Holiday allowance	In accordance with the applicable provisions for the Board of Commissioners or Permanent Employees of the Bank
4	Bonus / Tantiem	In accordance with the provisions that apply to Permanent Employees of the Bank
5	Facility:	
	a. Transportation Allowance	Not Given
	b. Health	In accordance with the applicable provisions for the Board of Commissioners or Permanent Employees of the Bank
	c. Business Travel	In accordance with the applicable provisions for the Board of Commissioners or Permanent Employees of the Bank

Work Program and Implementation of Duties of The Remuneration and Nomination Committee In 2024

REMUNERATION AND NOMINATION COMMITTEE WORK PROGRAM

1. Formulating the structure and policy on the remuneration of the Company's management (Board of Commissioners and Board of Directors).
2. Evaluating and recommending qualified candidates for the Board of Directors and/or Board of Commissioners to the Board of Commissioners for submission to the GMS.
3. Establishing the structure and policy for the remuneration of the Company's management.
4. Conducting coordination meetings with other work units related to remuneration and nomination.
5. Evaluating and providing recommendations on the criteria and qualifications required in the nomination process for the Board of Commissioners and the Board of Directors, aligned with the Bank's strategic plans.
6. Conducting Remuneration and Nomination Committee Meetings and Coordination Meetings with other relevant parties.

DUTIES OF THE REMUNERATION AND NOMINATION

1. Evaluating the remuneration policy and providing recommendations related to the candidates for the Sharia Supervisory Board in Bank Jatim's Sharia Business Unit (UUS).
2. Providing recommendations regarding the Board of Directors' proposal on implementing allowances for management and providing variable compensation for management.
3. Conducting the nomination process for Bank Jatim's management candidates, including candidates for the Bank Jatim Board of Commissioners Committee.
4. Discussing and evaluating the remuneration of the Sharia Supervisory Board (DPS) of Bank Jatim's Sharia Business Unit (UUS).
5. Discussing the evaluation of activities and the 2025 work program of the Remuneration and Nomination Committee.

Board of Directors Succession Policy

The Succession Policy in the Nomination process for members of the Board of Directors is regulated in the Implementation Guidelines for the Board of Commissioners Committee Number: 058/002/DK/KEP dated April 23, 2019 and its amendments in accordance with the Board of Commissioners' Provisions Letter Number: 060/02/DK/KEP dated January 15, 2021. The Remuneration and Nomination Committee has assisted the Board of Commissioners in the Board of Directors Succession program in accordance with the policy. The BOD-1 Talent Pool of Echelon 1 employees who participate in the JLDP 1 career development program is decided in the Personnel Management Committee attended by the Board of Directors and the SEVP in charge of human capital.

Risk Monitoring Committee

The Risk Monitoring Committee is tasked with assisting in the implementation of the supervisory and coaching functions by the Board of Commissioners towards executives (the Board of Directors and their staff) in the area of implementing risk management in all Bank activities and products, ensuring the adequacy of an adequate internal control system and the effective running of the compliance system, including issues regarding risk management and internal control systems as well as anticipatory steps taken by the Board of Directors in implementing policies and risk management.

Basic for The Establishment of The Risk Monitoring Committee

The establishment of the Risk Monitoring Committee is based on the following regulations:

1. OJK Regulation No. 4/POJK.03/2016 concerning Assessment of the Soundness Level of Commercial Banks.

2. OJK Regulation No. 18/POJK.03/2016 and SEOJK No. 34/POJK.03/2016 concerning Risk Management Implementation for Commercial Banks.
3. OJK Regulation No. 65/POJK.03/2016 concerning Risk Management Implementation for Commercial Banks, Sharia Banks, and Sharia Business Units.
4. OJK Regulation No. 4/POJK.03/2021 concerning Risk Management Implementation in the Use of Information Technology by Commercial Banks.
5. OJK Regulation No. 11/POJK.03/2022 concerning Information Technology Implementation for Commercial Banks.
6. OJK Regulation No. 17 of 2023 concerning Governance Implementation for Commercial Banks.
7. Articles of Association regarding the duties and authorities of the Board of Commissioners and their amendments.

Charter of Risk Monitoring Committee

The Risk Monitoring Committee has a Work Guideline regulated in the Charter/Standard Operating Procedure (SOP) of the Board of Commissioners' Committee Work Guidelines Number 063/03/52/DKM/KEP dated March 28, 2024, covering:

1. Basic Principles
2. Organization and Management
3. Work Program and Committee Performance Evaluation
4. Committee Work Procedures
5. Committee Meetings
6. Monitoring, Evaluation, and Follow-up of Recommendations
7. Documentation, Administration, and Reporting

Duties and Responsibilities of The Risk Monitoring Committee

The Risk Monitoring Committee performed the task of monitoring and evaluating the conformity between risk management policies and the implementation of Bank policies, as well as implementing the work plans and duties of the Risk Management Committee and the Risk Management Work Unit (SKMR), to provide recommendations to the Board of Commissioners to ensure that the Bank had managed risks in an effective adequate manner.

In carrying out its functions, the Risk Monitoring Committee has duties and responsibilities including:

1. Continuously improving the quality of good governance implementation by applying the principles of transparency, accountability, responsibility, independence, and fairness to strengthen the Bank's internal governance.
2. Evaluating and providing input to the Board of Commissioners regarding the adequacy and alignment between risk management policies and the Bank's policy implementation.
3. Monitoring and evaluating the performance of the Risk Management Committee and the Risk Management Work Unit to provide recommendations to the Board of Commissioners and coordinating with related work units in preparing reports under the authority and responsibility of the Board of Commissioners.
4. Providing input to the Board of Commissioners regarding risk management related to country risk and transfer risk, including conducting evaluation and testing (stress testing).
5. Identifying, measuring, monitoring, and controlling risks in every aspect of the Bank's business activities to prevent events that could cause losses/risks.
6. Assessing the effectiveness and adequacy of risk management implementation according to the Bank's objectives, size, business complexity, and the risks faced.
7. Ensuring that the Board of Directors (Management) actively supervises the implementation of risk management policies and strategies.
8. Conducting reviews and necessary actions in risk management following prudential principles.
9. Evaluating the Bank's compliance with the Articles of Association, Bank and Capital Market Supervisory Authority regulations, and other applicable regulations related to risk management.
10. Drafting the committee's work guidelines (charter) and reviewing them at least once every two years.
11. Carrying out other duties and responsibilities assigned by the Board of Commissioners from time to time and preparing regular reports on the activities of the Risk Monitoring Committee and matters that need the attention of the Board of Commissioners.
12. Conducting self-assessment on the effectiveness of the Risk Monitoring Committee's activities.
13. Reviewing information about the Bank, the Bank's work plan and budget, management reports, and other relevant information.
14. Analyzing risks in the Sharia Business Unit.

Authority of Risk Monitoring Committee

The Risk Monitoring Committee is authorized by the Board of Commissioners to:

1. Conduct a full, free and unlimited access to Bank records related to the implementation of the duties of the Risk Monitoring Committee;
2. Collaborate with the Risk Management Committee, SKMR, Compliance Work Unit (SKK), Legal Work Unit (SKL), Information Technology Work Unit (SKTI) and other work units related to the Committee's duties;
3. Obtain input or suggestions from external banking professionals related to the duties of the Risk Monitoring Committee;
4. Communicate directly with employees, including the Board of Directors and those performing risk monitoring functions, regarding the duties and responsibilities of the Risk Monitoring Committee.

5. Engage independent parties outside the Risk Monitoring Committee when needed to assist in carrying out its duties.
6. Exercise other authorities granted by the Board of Commissioners.

Term of Office of the Risk Monitoring Committee

The term of office of the Risk Monitoring Committee shall not exceed the term of office of the Board of Commissioners, as stipulated in the Articles of Association or the Bank's internal regulations, and may be reappointed for a specific term.

Structure, Membership, and Expertise of Risk Monitoring Committee

Table of Structure, Membership and Expertise of the Risk Monitoring Committee Period January 1, 2024 – November 27, 2024

Name	Position	SK Penetapan	Information	Expertise
Sumaryono	Chairman	Board of Directors Decree Number 062/105/DIR/HCP/KEP concerning the Composition of the Board of Commissioners Committee for the 2024 Period of PT Bank Pembangunan Daerah Jawa Timur Tbk.	Independent Commissioner	Economics
Muhammad Mas'ud	Member		Independent Commissioner	Economics
Sulam Andjar Rochim	Member		Independent Party	Economics

Table of Structure, Membership and Expertise of the Risk Monitoring Committee Period November 28, 2024 – December 31, 2024

Name	Position	SK Penetapan	Information	Expertise
Dadang Setiabudi*	Chairman	Board of Directors Decree Number 062/105/DIR/HCP/KEP concerning the Composition of the Board of Commissioners Committee for the 2024 Period of PT Bank Pembangunan Daerah Jawa Timur Tbk.	Independent Commissioner	Economics
Muhammad Mas'ud	Member		Independent Commissioner	Economics
Sumaryono	Member		Independent Party	Economics
Sulam Andjar Rochim	Member		Independent Party	Economics

Note:
* Appointed as Independent Commissioner at the EGMS on September 26, 2024, and effective as of the Decision Letter of the Board of Commissioners of the Financial Services Authority (OJK) dated November 4, 2024

Profile of The Risk Monitoring Committee

The profile of the Risk Monitoring Committee as of December 31, 2024 is as follow.

Dadang Setiabudi
Chairman of Risk Monitoring Committee

His profile can be seen in the Profile of the Board of Commissioners in this Annual Report.

Muhammad Mas'ud
Member of Risk Monitoring Committee

His profile can be seen in the Profile of the Board of Commissioners in this Annual Report.

Sumaryono
Member of Risk Monitoring Committee

His profile can be seen in the Profile of the Board of Commissioners in this Annual Report.



Sulam Andjar Rochim

Member of Risk Monitoring Committee

Citizenship	:	Indonesian Citizen
Place and Date of Birth/ Age	:	Pasuruan, October 03, 1962/62 years old as of December 31, 2024
Domicile	:	Malang

Educational Background	• Brawijaya University Malang Diploma Program Business Expert Education Program (currently Vocational Program Faculty of Economics and Business) (1985) • Gajayana University Malang (1990) • Center for Management Development and Applied Technology (PPMTT) Malang – Master Business in Administration Program (1992)
Certification	• Basic Knowledge Certification in Pension Funds – Pension Fund Professional Certification Institute (LSPDP) • Risk Management Certification Level 3 – Risk Management Certification Body (BSMR) • Risk Management Certification Level 2 – Risk Management Certification Body (BSMR) • Risk Management Certification Level 1 – Risk Management Certification Body (BSMR)
Work Experience	• Branch Manager in Bangkalan (2010 - 2011) • Branch Manager in Jakarta (2011 - 2012) • Asset Liability Management and Financial Institution Sub Division Leader in Treasury Division (2012 - 2015) • Sub Division Leader in Strategic Planning Division (2015 - 2016) • Acting Head of Strategic Planning Division (2016 - 2017) • Internal Communication Sub Division Leader in Corporate Secretary (2017 - 2020) • Anti Money Laundering and Countering Terrorism Financing (APU-PPT) Sub Division Leader in Compliance and Governance Division • Head of Corporate Manual Restructuring Team of PT Bank Pembangunan Daerah Jawa Timur Tbk (2020 - 2021)
Legal Basis for Appointment	Board of Directors Decree Number 060/270/DIR/HCP/KEP
Period of Office	Period I
Term of Office	Year 2021 – present
Concurrent Positions	None

Education Qualification and Work Experience of The Risk Monitoring Committee

Table of Education Qualification and Work Experience of the Risk Monitoring Committee

Name	Position	Education	Work experience
Dadang Setiabudi*	Member	• Bachelor of Accounting, Padjajaran University • Master of Agribusiness Management, Bogor Agricultural Institute	Have work experience including in banking, finance, information technology.
Muhammad Mas'ud	Member	• Bachelor in Public Administration • Master of Management • Doctor (Ph.D) in School of Political and International Studies	Have work experience including in finance, political science and economics
Sumaryono	Chairman	Bachelor of Business Administration Science, Brawijaya University	Have work experience in banking.
Sulam Andjar Rochim	Member	• Bachelor of Economics Accounting • Master of Business in Administration	Have work experience including in banking

*Appointed as Independent Commissioner at the EGMS on September 26, 2024, and effective as of the Decision Letter of the Board of Commissioners of the Financial Services Authority (OJK) dated November 4, 2024.

Independence of The Risk Monitoring Committee

The Risk Monitoring Committee carries out its duties, responsibilities and authorities professionally and independently without interference from any party that is not in accordance with the laws and regulations. Members of the Risk Monitoring Committee have met all independence criteria and are able to carry out their duties independently, uphold the interests of the Bank and cannot be influenced by any party. This can be seen from the membership consisting of 1 (one) Chairperson who is an Independent Commissioner, 2 (two) members who are Independent Commissioners and 1 (one) member of the Independent Party.

Table of Independence of the Risk Monitoring Committee

Independence Aspect	Dadang Setiabudi*	Muhammad Mas'ud	Sumaryono	Sulam Andjar Rochim
Has no financial relationship with the Board of Commissioners and Directors	✓	✓	✓	✓
Has no management relationships in the company, subsidiaries or affiliated companies	✓	✓	✓	✓
Has no share ownership relationship in the company	✓	✓	✓	✓
Has no family relationship with the Board of Commissioners, Directors, and/or fellow members of the Risk Monitoring Committee	✓	✓	✓	✓
Not serving as a political party administrator, official or government official	✓	✓	✓	✓

* Appointed as Independent Commissioner at the GMS on September 26, 2024, and effective as of the Decision Letter of the Board of Commissioners of the Financial Services Authority (OJK) dated November 4, 2024.

Risk Monitoring Committee Meeting

RISK MONITORING COMMITTEE MEETING POLICY

Implementation and procedures for the Risk Monitoring Committee meeting were as follows:

1. Committee meetings were held as follows:
   a. according to the needs of the Bank and or at least 1 (satu) kali dalam 1 (satu) bulan;
   b. It can only be implemented if attended by at least 51% (fifty one percent) of the total number of Committee members including 1 (one) Independent Commissioner and 1 (one) Independent Party who is not a Commissioner;
   c. chaired by the Committee Chair or a Committee member from an Independent Commissioner if the Committee Chair is unable to attend; And
   d. can invite SKMR, SKK, SKL
2. Committee meeting decisions are made based on:
   a. Consensus, and in the event that there is no consensus, then the decision is made based on the majority vote;
   b. In the event that the decision is made by voting and there are equal votes, then the decision is made based on the majority vote; and
   c. Differences of opinion (dissenting opinion) that occur in the Committee Meeting must be clearly stated in the minutes of the meeting along with the reasons for the differences of opinion.
3. Committee meetings were set forth in the Minutes of Meeting, which are signed by all Committee members present and submitted to the Board of Commissioners.
4. The attendance of Committee members at meetings was reported in the Committee's quarterly report and annual report in the Annual Report on Corporate Governance.

MEETING AGENDA OF RISK MONITORING COMMITTEE

Throughout 2024, the implementation date, agenda and Meeting Participants of the Risk Monitoring Committee are as follows.

Table of Meeting Agenda of the Risk Monitoring Committee

No	Meeting Date	Meeting agenda	Meeting Participants
1	March 28, 2024	Discussion of the Risk Monitoring Committee SOP	Sumaryono Muhammad Mas'ud Sulam Andjar Rochim
2	March 28, 2024	Monitoring and Evaluation of the Bank's Risk Profile for Q4 2023	Sumaryono Sulam Andjar Rochim
3	March 28, 2024	Monitoring and Evaluation of the Bank's Soundness Level for Q4 2023	Sumaryono Sulam Andjar Rochim
4	April 25, 2024	Board of Commissioners' Supervision of Payment Service Providers (PJP) for Payment Infrastructure Operations in 2023	Sumaryono Muhammad Mas'ud Sulam Andjar Rochim
5	May 06, 2024	1. Accounting Method for CKPN Collectibility Levels 1 to 5 at Bank Jatim; 2. Strategies for Improving Collectibility in Restructured Loans, including Covid-19 Restructuring; 3. Strategies for Resolving Non-Performing Loans.	Sumaryono Muhammad Mas'ud Sulam Andjar Rochim
6	June 03, 2024	1. Effectiveness of Recruitment and HR Performance at Bank Jatim; 2. Optimization of Bank Jatim's Facilities; 3. Optimization and Efficiency in Insurance Management at Bank Jatim	Sumaryono Muhammad Mas'ud Sulam Andjar Rochim
7	July 04, 2024	Risk Mitigation of BI-Fast Incidents Related to Alternative Revenue Sources to Compensate for IDR 119 Billion Losses	Sumaryono Muhammad Mas'ud Sulam Andjar Rochim
8	August 13, 2024	Discussion of the Surabaya Sharia Branch Audit Report	Sumaryono Sulam Andjar Rochim
9	September 30, 2024	Discussion of Employee Punishment Procedures	Sumaryono Sulam Andjar Rochim
10	October 23, 2024	Discussion of Career Paths for Account Officers (AO) and Funding Officers (FO) Linked to Market Potential	Sumaryono Muhammad Mas'ud Sulam Andjar Rochim
11	November 25, 2024	Monitoring and Evaluation of the Bank's Risk Profile (RBB) & Soundness Level (TKB) for Q2 & Q3 2024	Dadang Setiabudi* Muhammad Mas'ud Sumaryono Sulam Andjar Rochim
12	December 19, 2024	Review of the 2024 Information Technology Strategic Plan	Dadang Setiabudi* Muhammad Mas'ud Sumaryono Sulam Andjar Rochim
13	December 23, 2024	Risk Monitoring Committee Work Program for 2025	Dadang Setiabudi* Muhammad Mas'ud Sumaryono Sulam Andjar Rochim

* Appointed as Independent Commissioner at the GMS on September 26, 2024, and effective as of the Decision Letter of the Board of Commissioners of the Financial Services Authority (OJK) dated November 4, 2024

FREQUENCY AND ATTENDANCE OF RISK MONITORING COMMITTEE MEETINGS

During 2024, the Risk Monitoring Committee has held 13 (thirteen) meetings. The level of attendance of each member of the Risk Monitoring Committee is as follows.

Table of Attendance at Risk Monitoring Committee Meetings

Name	Position	Risk Monitoring Committee Meeting		
		Attendance Number and Percentage		
		Number of Meetings	Number of Attendance	Percentage
Dadang Setiabudi*	Chairman	3	3	100%
Muhammad Mas'ud	Member	13	9	69%
Sumaryono	Member	13	13	100%
Sulam Andjar Rochim	Member	13	13	100%

* Appointed as Independent Commissioner at the GMS on September 26, 2024, and effective as of the Decision Letter of the Board of Commissioners of the Financial Services Authority (OJK) dated November 4, 2024.

Risk Monitoring Committee Competence Improvement Program

Name	Position	Types of Training and Competency Development/ Training Materials	Implementation Time and Place	Organizer
Dadang Setiabudi*	Chairman	Education and/or Competency Improvement can be seen in the Education and/ or Competency Improvement section for the Board of Commissioners		
Muhammad Mas'ud	Member	Education and/or Competency Improvement can be seen in the Education and/ or Competency Improvement section for the Board of Commissioners		
Sumaryono	Member	Education and/or Competency Improvement can be seen in the Education and/ or Competency Improvement section for the Board of Commissioners		
Sulam Andjar Rochim	Member	Executive Sharia Banking	Surabaya, March 04, 2024	Muamalat Institute
		Risk Management Certification Program Level 5 Exam	Jakarta, May 19, 2024	BSMR
		National Seminar: "Optimization of the Board of Commissioners' Role in Implementing Market Conduct for Consumer Protection in BPDSI, and Leadership Program for BPDSI Board of Commissioners"	Solo, December 05, 2024	FKDK – BPDSI

* Appointed as Independent Commissioner at the GMS on September 26, 2024, and effective as of the Decision Letter of the Board of Commissioners of the Financial Services Authority (OJK) dated November 4, 2024.

Risk Monitoring Committee Income

No	Description	Non-Commissioner Member
1	Salary / Honorarium	Receive an honorarium of 12,5% of the President Director's Salary
2	Post-Position Compensation	Not Given
3	Holiday allowance	In accordance with the applicable provisions for the Board of Commissioners or Permanent Employees of the Bank
4	Bonus / Tantiem	In accordance with the provisions that apply to Permanent Employees of the Bank
5	Facility:	
	a. Transportation Allowance	Not Given
	b. Health	In accordance with the applicable provisions for the Board of Commissioners or Permanent Employees of the Bank
	c. Official travel	In accordance with the applicable provisions for the Board of Commissioners or Permanent Employees of the Bank

Work Program and Implementation of Duties of The Risk Monitoring Committee for 2024

RISK MONITORING COMMITTEE WORK PROGRAM FOR 2024

The Risk Monitoring Committee developed a work program in 2024, including the following:

Quarter I

- Monitoring and Evaluation of the Bank's Risk Profile (PRB) Quarterly.
- Monitoring and Evaluation of Quarterly Bank Soundness Level (TKB) achievemen.
- Monitoring and Evaluation of the implementation of the duties of the Risk Management Work Unit (SKMR) and the Risk Management Committee (Komenko).
- Evaluation of conformity between the Risk Management Policy (KMR) and the implementation of Bank policies.
- Monitoring and evaluating the implementation of Good Corporate Governance (GCG) principles.

Quarter II

- Monitoring and Evaluation of the Bank's Risk Profile (PRB) Quarterly.
- Monitoring and Evaluation of Quarterly Bank Soundness Level (TKB) achievements.
- Monitoring and Evaluation of the adequacy of risk management identification, measurement, monitoring and control processes.
- Monitoring of large exposure debtors above IDR100 billion.
- Monitoring the compliance function and the implementation of the compliance system, as well as reviewing reports on the implementation of the compliance function and the implementation of the duties of the Compliance Director.

Quarter III

- Monitoring and Evaluation of the Bank's Risk Profile (PRB) Quarterly.
- Monitoring and Evaluation of Quarterly Bank Soundness Level (TKB) achievements.
- Monitoring and Evaluation of the implementation of the duties of the Risk Management Work Unit (SKMR) and the Risk Management Committee (Komenko).
- Monitoring and Evaluation of the implementation of the principles of Good Corporate Governance (GCG).
- Monitoring of large exposure debtors over IDR 100 billion.
- Monitoring and evaluation of the contingency plan in the Business Continuity Management System (BCMS).
- Review of the Company's Guidebook (BPP) update, covering the Anti-Money Laundering and Counter-Terrorism Financing Product Policy (AML-CFT) and the Prevention of Financing for the Proliferation of Weapons of Mass Destruction (PPPSPM)

Quarter IV

- Monitoring and Evaluation of the Bank's Risk Profile (PRB) Quarterly.
- Monitoring and Evaluation of Quarterly Bank Soundness Level (TKB) achievements.
- Review Corplan, Information Technology Strategic Plan (ITSP) and Bank's Business Plan (BBP) before being approved by the Board of Commissioners.
- Review of the Company's Guidebook (BPP) update, covering the Standard Operating Procedures (SOP) for the Board of Directors' duties.

RISK MONITORING COMMITTEE WORK PROGRAM BRIEF REPORT IN 2024

The Risk Monitoring Committee carried out its duties and responsibilities properly, referring to POJK No. 17 Year 2023, concerning Implementation of Governance for Commercial Banks and referring to the BPP Committee of the Board of Commissioners and the Risk Monitoring Committee Charter of Bank Jatim. The implememtation of the Risk Monitoring Committee work program during the 2024 period can be breifly reported as follows:

1. Conducting reviews of credit issuance to related parties as a consideration for the Board of Commissioners in providing recommendations for its implementation.
2. Holding discussions in meetings with the Risk Management Work Unit (SKMR), covering:
   a. Monitoring and evaluation of the Bank's Risk Profile.
   b. Evaluation of monitoring constraints and achievements of the Bank Soundness Level.
3. Coordinating with related work units on several discussions, including:
   a. Review of the 2024 Information Technology Strategic Plan.
   b. Career path development for Account Officers (AO) and Funding Officers (FO) linked to market potential.
   c. Employee punishment procedures.
   d. Strategies for improving collectibility in restructured loans, including Covid-19 restructuring, as well as strategies for resolving non-performing loans.
4. Conducting analysis and providing opinions and recommendations to the Board of Commissioners regarding risk management issues across all activities and products that may potentially cause losses to the Bank.
5. Assisting the Board of Commissioners in carrying out active supervision by conducting branch office visits identified as having a moderate or lower risk profile, as follows:
   a. Working visits to six branch offices with a moderate or lower risk profile, covering credit, operational, and legal risks;
   b. Conducting awareness sessions on enhancing risk awareness and strengthening internal controls to reinforce the second line of defense in implementing the three lines of defense concept, as well as fostering a risk culture across the branch office network
6. Coordinating with the Audit Committee in order to:
   a. Monitoring and evaluation of the Bank's Soundness Level (TKB).
   b. Discussing Standart Level Agreement (SLA) Punishment Process for Fraud Perpetrators.
   c. Review the Company's Guidebook (BPP) and the Standard Operating Procedures (SOP) for the Board of Directors' duties.
   d. Adjust or revise the Bank's 2024 Business Plan in the mid-year review.
   e. Evaluate the implementation of the Anti-Fraud Strategy (SAF) in handling conflicts of interest, controlling gratuities, ensuring transparency in financial and non-financial information, and integrating the Bank's strategic plans.

Organ and Committee Under The Board of Directors

Corporate Secretary

Structure of The Corporate Secretary

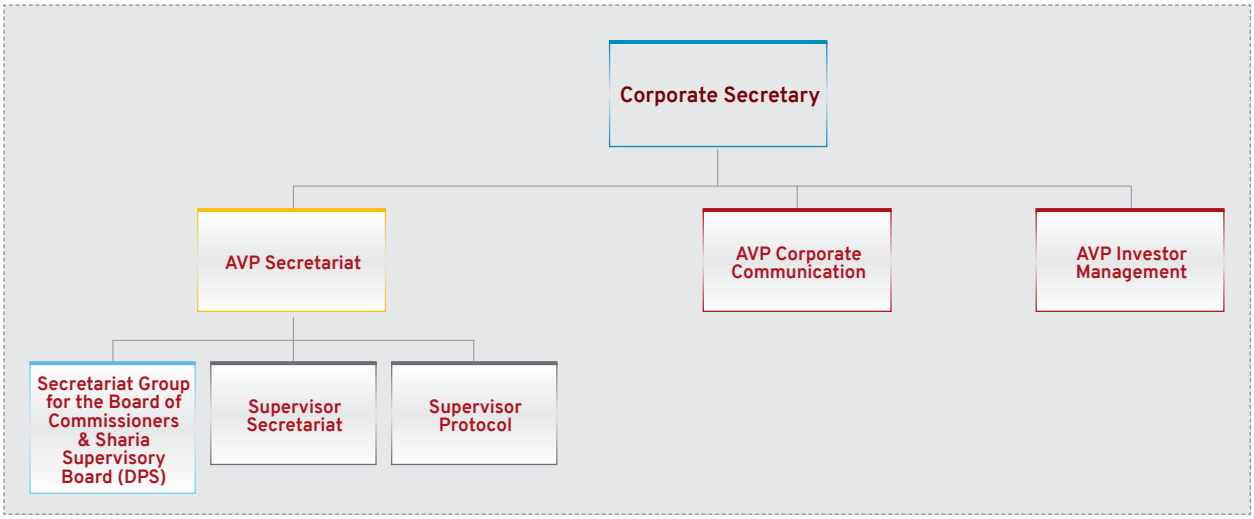

The Corporate Secretary of Bank Jatim has access to material and relevant information related to the Company, particularly concerning information disclosure. The Corporate Secretary oversees three sub-divisions: the Secretariat Sub-Division, the Corporate Communication Sub-Division, and the Investor Management Sub-Division.

Functions, Duties and Responsibilities of The Corporate Secretary

The Corporate Secretary has duties and responsibilities, among others:

1. Developing the Bank's mission.
2. Mediators with Stakeholders such as regulators, investors and the public
3. Maintaining the Bank's image as well
4. Provide information disclosure.

In carrying out its duties, the Corporate Secretary has the duties and responsibilities to:

1. Follow the development of regulations and legislation in force in the Capital Market field.
2. Provide input to the Directors and Board of Commissioners to comply with the provisions of the regulations and legislation in the Capital Market.
3. Assist the Board of Directors and Board of Commissioners in implementing corporate governance which includes:
   - Disclosure of information to the public, including the availability of information on the company's website
   - Submission of reports to the Financial Services Authority on time Implementation and documentation of the General Meeting of Shareholders
   - Organization and documentation of the Directors and/or Board of Commissioners meetings; and
   - Implementation of orientation programs for Directors and/or Board of Commissioners.
4. Serve as a liaison between the Issuer or Public Company and the shareholders of the Issuer or Public Company, the Financial Services Authority, and other stakeholders.
5. Evaluate every information to be submitted externally and ensure the image and reputation of the Bank is maintained.
6. Build and maintain a good image for the Bank to support and maintain the value of the company so that it always increases.

Profile of Corporate Secretary



Wioga Adhiarma Aji

Vice President Corporate Secretary

Citizenship	:	Indonesian Citizen
Place and Date of Birth/ Age	:	Born in Surabaya in 1978 Age 46 years old as of December 2024
Domicile	:	Surabaya, Indonesia

Education History	• Bachelor of Law Studies from Panca Marga University Probolinggo (2002) • Master of Law from 17 August 1945 University Surabaya (2020)
Certification	Risk Management Certification Body (BSMR) Level 6
Employment history	Joined Bank Jatim in 1997. Before occupying his current position, he served as Head of Operations for the Bojonegoro Branch (2012), Head of the Bojonegoro Branch (2013), Head of Operations for the Main Branch (2018), Head of the Kediri Branch (2020), Head of General Division (2022)
Basis for Appointment	Board of Directors Decree No. 062/055/DIR/HCP/KEP dated July 5, 2023 concerning Transfer of Employee Duties & Appointment in Position and effective from July 20, 2023.

Corporate Secretary Competency Improvement Program

Throughout 2024, Bank Jatim's Corporate Secretary participated in various competency development programs, such as training, workshops, conferences, and seminars, as outlined in the table below:

Type of Training	Competency Development Material	Time and Place of Implementation	Organizer
Webinar	Socialization of KSEI Regulation IV-D	June 3, 2024 - Zoom Meeting	PT Kustodian Sentral Efek Indonesia
Webinar	Implementation of the Electronic General Meeting of Shareholders (e-GMS) through eASY.KSEI	October 29, 2024 - Zoom Meeting	ICSA
In House Training	Implementation of Financial Control and Consolidation in the Formation of Banking Business Groups	December 21, 2024-December 22, 2024	PT Fortia Management Strategi
Online Zoom Meeting	Training Executive Sharia Banking	July 30, 2024	Muamalat Institute
In House Training	Leading & Managing Your Sales Team to Success With James Gwee	July 29, 2024	PT Academia Citra Abadi
In House Training	Competency-Based Interview Training	June 01, 2024 – June 02, 2024	PPM Management
In House Training	Risk Management Certification Program Level 6 Exam	April 27, 2024	Risk Management Certification Agency
In House Training	Risk Management Certification Level 6 Preparation	March 22, 2024	Strategic Development Group (SDG)

Implementation of Corporate Secretary Assignments in 2024

In 2024, the Corporate Secretary has carried out his duties and responsibilities in accordance with the functions carried as follows:

1. Organized the Annual General Meeting of Shareholders (AGMS) for the 2023 Fiscal Year on February 7, 2024, the Extraordinary General Meeting of Shareholders (EGMS) on September 26, 2024, and another EGMS on December 11, 2024. Since the IPO, the voting process at the GMS has been conducted by scanning barcode stickers given to shareholders attending the meeting. These barcode stickers contain the shareholder's identity and the number of votes, ensuring the voting process runs quickly and smoothly.
2. Held three Analyst Meetings to present quarterly performance, inviting analysts from securities companies, asset management investment managers, pension fund investment managers, insurance company investment managers, and other fund managers.
3. Participated in the BJTM Deep Talk Webinar with Philip Sekuritas on March 18, 2024.
4. Organized a workshop titled "Close Door Meeting" in collaboration with Stockbit Sekuritas, attended by retail investors on April 29, 2024.
5. Held the Annual Public Expose online on November 8, 2024.
6. Participated in Sustainable Finance Research with Paramadina University on December 17, 2024.
7. Submitted periodic reports and incidental reports to regulators in accordance with applicable regulations.
8. Submitted information disclosure in accordance with applicable regulations.
9. Developed company website related to company information to stakeholders. The development carried out such as the addition of financial ratios that are commonly used by investors, macro and micro conditions, the development of regulators, and comparison with industry. Stakeholders, especially local investors, can easily access company information for decision making in owning company shares.
10. Organized media gatherings 3 (three) times by inviting leading media with offices in East Java.
11. Coordinating the preparation of the Bank's Annual Report Book.
12. Held Board of Commissioners meetings, Board of Directors meetings, and Board of Directors and Board of Commissioners meetings, making minutes of meetings and administering them.
13. Accommodating student and student requests in submitting Field Work Practices and research at Bank Jatim.
14. Administered, distributed and followed up on incoming and outgoing mail.
15. Coordinating the procedures and concepts for Board of Directors meetings, ceremonies, Bank events and other meetings.

Internal Audit Division

Organizational Structure of The Internal Audit Division

The organizational structure of the Internal Audit Divivsion based on the Decree of the Board of Directors No.061/218/DIR/PRS/KEP December 7, 2022 is as follows:

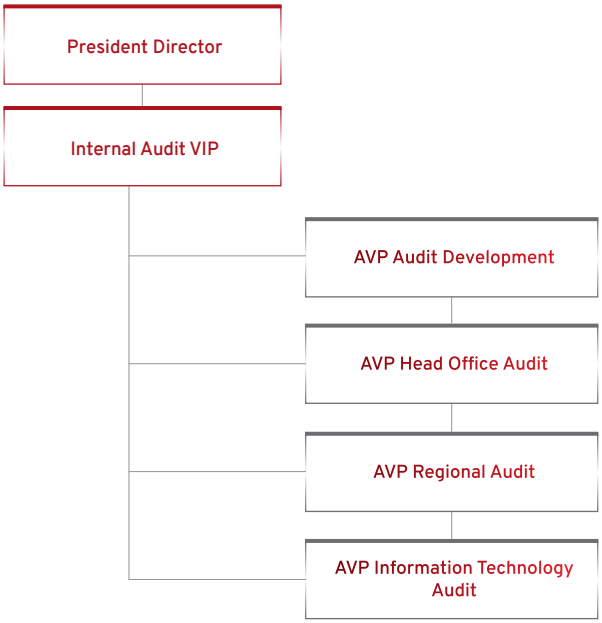

The Position of The Internal Audit Division in Organizational Structure

The structure and position of the Internal Audit Division is regulated and determined according to:

1. OJK Regulation No.1/POJK.03/2019 concerning the Implementation of the Internal Audit Function in Commercial Banks.
2. Decree of the Board of Directors of Bank Jatim No. 061/218/DIR/PRS/KEP December 7, 2022 concerning the Organizational Structure and Work Procedures of PT Bank Pembangunan Daerah Jawa Timur Tbk.
3. Decree of the Board of Directors of Bank Jatim No. 061/162/DIR/AUI/KEP July 15, 2022 concerning the Audit Charter of the Internal Audit Division of PT Bank Pembangunan Daerah Jawa Timur Tbk.

The Head of the Internal Audit Division reports directly to the President Director. To support independence and ensure the smooth operation of the audit and the authority to monitor follow-up, the Internal Audit Division can communicate directly

with the Board of Commissioners to inform various matters relating to the audit. The position, mechanism, duties and authority of the Internal Audit Division including transparency and clarity are significant matters in the management of Bank Jatim, so that the internal audit policy relating to responsibilities, authorities and levels of independence has been stated in the Internal Audit Charter signed by the President Director and approved by the Board of Commissioners on July 15, 2022 which was compiled based on POJK Number 01/ POJK.03/2019 dated January 28, 2019 concerning the Obligation of Commercial Banks to Implement Standards for Implementing Bank Internal Audit Functions (SPFAIB) and Regulation of the Financial Services Authority No.56/ POJK .04/2015 concerning the Formation and Guidelines for the Preparation of Internal Audit Charter.

Profile of Head Internal Audit Division



Wardhana Suryaatmaja

Vice President of Internal Audit

Citizenship	:	Indonesian Citizen
Place and Date of Birth/ Age	:	Born in Surabaya in 1967 Age 57 years old as of December 2024
Domicile	:	Sidoarjo

Educational background	• Bachelor of Development Studies from Wijaya Putra University (1995). • Master of Management from Artha Bodhi Iswara School of Economics (1998).
Certification	• Education of Head of Internal Supervisory System of Accounting and Finance Development Center (PPA&K): 2023 • Risk Management Training and Certification Level 5 BSMR: 2022 • Socialization of APU PPT and Gratification of Criminal Investigation Directorate of Banking Crime Unit of POLRI: 2019 • Bankruptcy Law Training of Airlangga University: 2016
Training attended during 2024	• Leading & Managing Your Sales Team To Success With James Gwee; • Training Executive Sharia Banking; • Risk Management Recertification Level 7; • Implementation of Financial Control and Consolidation Within the Scope of Bank Business Group Formation
Job History	• VP of Internal Audit Division: 2023 to 2026 currently • VP of Risk Management Division: 2020 – 2023 • Head of General Division: 2019 - 2020 • Head of Product Development & Policy Division: 2018 • Head of Information Technology Division: 2016 - 2017 • Head of Accounting Sub Division: 2015 • Acting Head of Madiun Sharia Branch: 2015 • Head of Sidoarjo Sharia Sub Branch: 2014 - 2015 • Head of Gresik Sharia Sub Branch: 2011 – 2013 • Accounting Supervisor of Surabaya Sharia Branch: 2009 – 2011 • Information Technology Manager of Operational Sub Division of Sharia Business Support Division: 2007 – 2009 • PN & Teller Supervisor: 2004 – 2007 • Junior Programmer of Information Technology Division: 1998 – 2004 • Staff Si Pengop. PDE Bureau of Financial Administration: 1995 – 1998 • Staff Si Accounting Kediri Branch: 1993 - 1995
Basis of Appointment	Vice President of Internal Audit Division (According to Decree No. 062/061/DIR/HCP/KEP dated August 8, 2023)

Parties Who Appoint and Dismiss the Head of the Internal Audit Division

The Head of the Internal Audit Division is appointed and removal by the President Director with the approval of the Board of Commissioners based on the recommendation of the Audit Committee and reported to the Capital Market Supervisory Agency (Bapepam) and the Financial Services Authority (OJK).

Internal Audit *Charter*

The Internal Audit Division has an Internal Audit Charter stipulated by the Decree of the Board of Directors of Bank Jatim No. 061/162/DIR/AUI/KEP dated July 15, 2022 concerning the Audit Charter of the Internal Audit Division of PT Bank Pembangunan Daerah Jawa Timur, Tbk.

The Audit Charter of the Internal Audit Division of PT Bank Pembangunan Daerah Jawa Timur, Tbk was prepared based on:

1. OJK Regulation No. 56/POJK.04/2015 concerning the Establishment and Guidelines for the Preparation of the Internal Audit Charter.
2. OJK Regulation Number 1/ POJK.03/2019 concerning the Implementation of Internal Audit Function at Commercial Banks.
3. OJK Regulation No. 39/POJK.03/2019 concerning the implementation of the Anti-Fraud strategy for Commercial Banks.
4. OJK Regulation Number 13 / POJK.03/2020 concerning Amendments to Financial Services Authority Regulation Number 38/POJK.03/2016 concerning.
5. Bank Indonesia Regulation No. 22/23/PBI/2020 concering the payment system.
6. Bank Indonesia Regulation No. 23/06/PBI/2021 concering payment service providers.

Internal Audit Charter was created to provide an overview/ guidelines related to Vision, Mission, and Functions, Position in the Organization, Duties and Responsibilities, Authorities, Code of Ethics, Internal Auditor Requirements, Responsibilities of Heads of Internal Audit Division, Internal Audit and Investigation Activities, Internal Audit Division Relationship with External Auditors or Legal Experts, Limitation Policy and Waiting Period, Reporting, Audit Devemopment, Audit Risk, and Legal Protection.

Duties and Responsibilities of Internal Audit Division

Duties and Responsibilities of the Internal Audit Division, namely:

1. Plan and carry out Internal Audit activities with an emphasis on areas/activities that have high risk and evaluate existing procedures/control systems to gain confidence that the goals and objectives of the Bank can be achieved optimally.
2. Evaluating and having an active role in improving the effectiveness of the internal control system on an ongong basis related to the implementation of bank operations that are at risk of incurring losses.
3. Providing consultation services to internal parties to provide additional value and improvement to the quality of control, risk management, and corporate governance as long as it does not affect the independence and objectivity of internal audit, and adequate resources are available.
4. Carry out steps in order to dig up information (investigation), report, and submit recommendations/conclusions on fraud to Management.
5. Provide recommendations on audit results and monitor followup on the results of Internal Audit activities and investigative activities.

Authority of The Internal Audit Division

The Internal Audit Division has the authority to:

1. Conducting Internal Audit activities and have full, free and unlimited access to records, information, employees, funds, assets, locations/ areas, and other resources related to the implementation of audits and consultations.
2. Communicating directly with the Directors, Board of Commissioners, Audit Committee, and Sharia Supervisory Board.
3. Holding regular and incidental meetings with the Board of Directors, Board of Commissioners, Audit Committee, and Sharia Supervisory Board.
4. Communicating and coordinating with external parties including regulators.
5. Participating in strategic meetings without having voting rights.
6. Conducting investigative activities on cases/problems in every aspect and element of activities indicated by fraud and violation of the code of conduct.

Internal Audit Division Personnel Composition

The composition of Internal Audit Division personnels as of December 31, 2024 is as follows.

Table of Internal Audit Division Personnel Composition

Position	Total
Junior Auditor	32
Auditor	24
Senior Auditor	10
Acting AVP Sub Division Audit	2
AVP Sub Division Audit	2
VP Internal Audit Division	1
TOTAL	**71**

Competency Improvement Program for the Internal Audit Division

No.	Training/ Certification Dates	Type of Training/Certification
1.	January 29-February 5, 2024 May 13-20, 2024 July 2-9, 2024	CCIA Training and Certification (3 Batches)
2.	March 18-22, 2024	ISO 27001:2022 Training and Certification
3.	March 23-24, 2024	Collateral Appraisal for Rule Maker Training
4.	May 6-17, 2024	CCMS Profession Training and Certification
5.	May 13-17, 2024	CEH Training and Certification
6.	May 20-30, 2024	QIA Managerial Training and Certification
7.	June 3-14, 2024	Basic Treasury Training
8.	June 4-7, 2024	Fraud Auditing Training and Certification
9.	July 30, 2024	Sharia Banking for Executive Training
10.	September 24, 2024	Public Speaking & Communication Personality Test Training
11.	October 14-18, 2024	CISA Training and Certification
12.	October 14-18, 2024	ITIL Training and Certification
13.	October 28 - November 1, 2024	Ethical Hacker (CEH) Training and Certification
14.	November 9-10, 2024	Pawn Training
15.	November 20-22, 2024	ISO 20000:2018 Training and Certification
16.	December 9-19, 2024	ACCIA Training and Certification
17.	November 25-29, 2024	Data Science Training and Certification

Internal Audit Division Personnel Certification

Certifications held by the Auditor as of December 31, 2024, include:

Certification	Total
PIA Madya	54
Procurement of Goods and Services	3
CPAM	1
QIA	1
Fraud Auditing	1
CfrA	1
CCNA	1
TRE Dealer	1
ISO 37001	1
LAISO 20000	2
LAISO 27001	2
Data Scientist	2
ITIL	5
CEH	4
CISA	3

Auditor Code of Ethics

The Internal Audit Division must strive to be able to play a role as a consultant for internal parties that need it, especially regarding the scope of their duties. The Internal Audit Division can provide responses to proposals for policies or new systems and procedures to assess aspects of internal control so that in its implementation its objectives can be achieved effectively and efficiently.

With the involvement of the Internal Audit Division in this system review, it does not mean that those things will be excluded as audit objects. **The Internal Audit Division does not have the authority or responsibility to carry out operational activities of the Auditee.**

Independence

The Internal Audit Division has independence in carrying out Internal Audit and investigative activities, expressing views and thoughts in accordance with its profession and applicable standards.

1. Management must provide full support for the functions of the Internal Audit Division in order to be able to carry out their duties freely without interference from any party and management must follow up on the findings of the Internal Audit Division.
2. Internal Auditors are able to express their views and thoughts without influence or pressure from any other party.
3. The Internal Audit Division has the freedom to determine the audit methods, scope, methods, techniques and approaches to be carried out.
4. In managing Internal Audit Division personnel, with the approval of the President Director and Head of the Internal Audit Division.

Objectivity

1. Internal Auditors and Investigators must have an independent mental attitude in carrying out internal audit and investigative activities. This mental attitude is reflected in a complete, objective report and based on careful and impartial analysis.
2. Internal Auditors and Investigators are free from conflicts of interest over the object or activity being examined. If the Internal Auditor and Investigator have a conflict of interest in the object or activity being examined, the person concerned must state the connection and not be

assigned to carry out an audit of the object or activity in question.

Professionalism

Professionalism becomes a reference for the Auditor in carrying out his duties. For this reason the auditor must have the attitude:

1. Integrity, mental attitude that is independent, honest, objective, diligent, reliable, decisive, trustworthy, avoids conflicts of interest and upholds the ethics and profession of the Internal Auditor, including being wise and cautious in using information obtained in carrying out tasks and not use confidential information for personal interests or other things that could cause harm to the Bank (confidentiality code).
2. Competencies in accordance with the required competency profile.
3. The ability to interact and communicate effectively both verbally and in writing.
4. Obligation to comply with the Internal Auditor's Code of Ethics and the Internal Auditor's Professional Standards for the Internal Auditor and the Investigator's Code of Ethics and Investigator's Professional Standards for Investigators.
5. Obligation to maintain the confidentiality of company information and/or data related to carrying out the duties and responsibilities of the Internal Auditor unless required by statutory regulations or court decisions/decisions.

Brief Report on The Implementation of Internal Audit Activities In 2024

AUDIT METHOD

The audit is carried out by a sampling method with a Risk Based Audit approach, namely an audit approach that begins with an audit risk assessment process (risk profile), so that in planning, implementing and reporting the audit is more focused on important high-risk areas. The sampling method used the Judgmental Sampling method by considering population and historic problem.

Audit techniques are carried out to obtain relevant evidentiary material in order to compare the existing conditions (conditions) with the conditions that should be (criteria), including substantive tests on financial reports, interviews, verification, analysis, translation, reconciliation, inspections and if necessary they can be carried out. confirmation to third parties (Notary, KJPP, KAP, Bouwheer, etc).

AUDIT ACTIVITIES IMPLEMENTATION IN 2024

Audit activities in 2024 in accordance with the Internal Audit Division Work Plan (Audit Plan) for 2024 No. 063/001/AUI/AUDITPLAN dated January 26, 2024. General Audit examinations have been carried out at Conventional Branch Offices, Sharia Branch Offices, Thematic Audits, Information Technology Audits, and Clarification Audits in accordance with the authority held.

Meeting With The Board Of Directors, Board Of Commissioners, And/Or Audit Committee

The Internal Audit Division has the authority to hold regular and incidental meetings with the Main Director, Board of Commissioners, Audit Committee and Sharia Supervisory Board. Furthermore, the Internal Audit Division can attend strategic meetings without having voting rights.

During 2024, the Internal Audit Division has attended meetings with the Board of Directors, Board of Commissioners, and/or Audit Committee, with the following details.

No.	Information	Number of Meetings
1.	Kick Off Audit Plan	1
2.	Audit Committee and Board of Commissioners Meeting	6
3.	Branch and Division Exit Meeting	32

Findings and Follow Up on Audit Results

Internal Findings (General Audit)

Branch Name	Exit Meeting Date	Number of Findings	Total Completed	Number of Monitoring	% Monitor
Pare	March 22, 2024	348	285	63	18,10%
Kediri	March 22, 2024	353	353	0	0,00%
Dr. Soetomo	March 20, 2024	292	239	53	18,15%
Pamekasan	March 19, 2024	247	247	0	0,00%

Branch Name	Exit Meeting Date	Number of Findings	Total Completed	Number of Monitoring	% Monitor
Pasuruan	March 26, 2024	430	430	0	0,00%
Jombang	March 15, 2024	358	358	0	0,00%
Bangkalan	March 19, 2024	208	208	0	0,00%
Bojonegoro	August 16, 2024	263	254	9	3,42%
Probolinggo	August 06, 2024	246	235	11	4,47%
Situbondo	August 06, 2024	113	109	4	3,54%
Trenggalek	August 12, 2024	155	155	0	0,00%
Tuban	August 15, 2024	239	232	7	2,93%
Lamongan	August 15, 2024	147	147	0	0,00%
Bondowoso	August 07, 2024	152	145	7	4,61%

External Findings

No.	External Parties	Year	Number of Findings	Finding Status				Percentage of Findings Completed and Already in TL
				Finished	Has Been Followed Up	Followed Up (Not yet appropriate/ Insufficient Documents)	Monitor	
1.	OJK	2024	440	-	212	-	228	48,18%
		2023	375	275	68	11	21	91,47%
		2022	472	469	-	-	3	99,36%
2.	KAP	2023	94	-	88	-	6	93,62%
		2022	29	-	28	-	1	96,55%
		2019	31	-	29	-	2	93,55%
3.	BPK	2022	17	17	-	-	-	100,00%
		2016	59	58	-	-	1	98,31%
		2013	14	12	-	-	2	85,71%
4.	BI TI	2024	121	-	88	-	33	72,73%
5.	OJK TI	2024	83	-	48	-	35	57,83%
6.	OJK Kustodian	2024	20	7	-	12	1	35,00%
7.	BPKP	2024	18	-	9	-	9	50,00%
Total			**1.773**	**838**	**570**	**23**	**342**	**79,41%**

The Internal Audit Division must monitor and analyze and report the progress of the implementation of the follow-up improvements that have been made by the Auditee. The followup includes:

1. Monitoring of follow-up implementation
   Monitoring of follow-up implementation must be carried out so that progress can be known and can be reminded to the Auditee if the auditee has not been able to carry out the commitment to improve before or until the promised time limit.
2. Analysis of adequacy of follow-up
   From the results of monitoring of follow-up implementation, an adequacy analysis was carried out on the realization of the promise of improvement that had been carried out by the auditee. Furthermore, a follow-up check needs to be done if there are

difficulties or obstacles that cause the follow-up to be unable to be carried out properly. Every time a followup is held, there is a follow-up evidence report signed by the auditor and auditee.

3. Follow-up Reporting
   In its implementation, if the follow-up has not been fully fulAccorded By the Auditee, the Head of the Internal Audit Division provides a written report to the President Director and the Board of Commissioners as well as a copy to the Audit Committee and the Director of Compliance and Risk Management for further action.
4. Compliance with the follow-up to General Audit findings.
   If none of the progress of follow up occurs within 3 months, follow-up monitoring is submitted to Audit Policy Group and Quality Control Audit Internal Division, and periodically coordinated with the Auditee regarding the follow-up development

Corporate Risk Management Division

Structure of Corporate Risk Management Division

The Risk Management Division acts as the Risk Management Work Unit of Bank Jatim consisting of several Sub Divisions, namely the Market, Liquidity and Company Risk Management Sub Division, the Credit Risk Management Sub Division, and the Operational Risk Management Sub Division which are supervised by the Director of Risk Management. The Organizational Structure of the Risk Management Division is presented as follows:

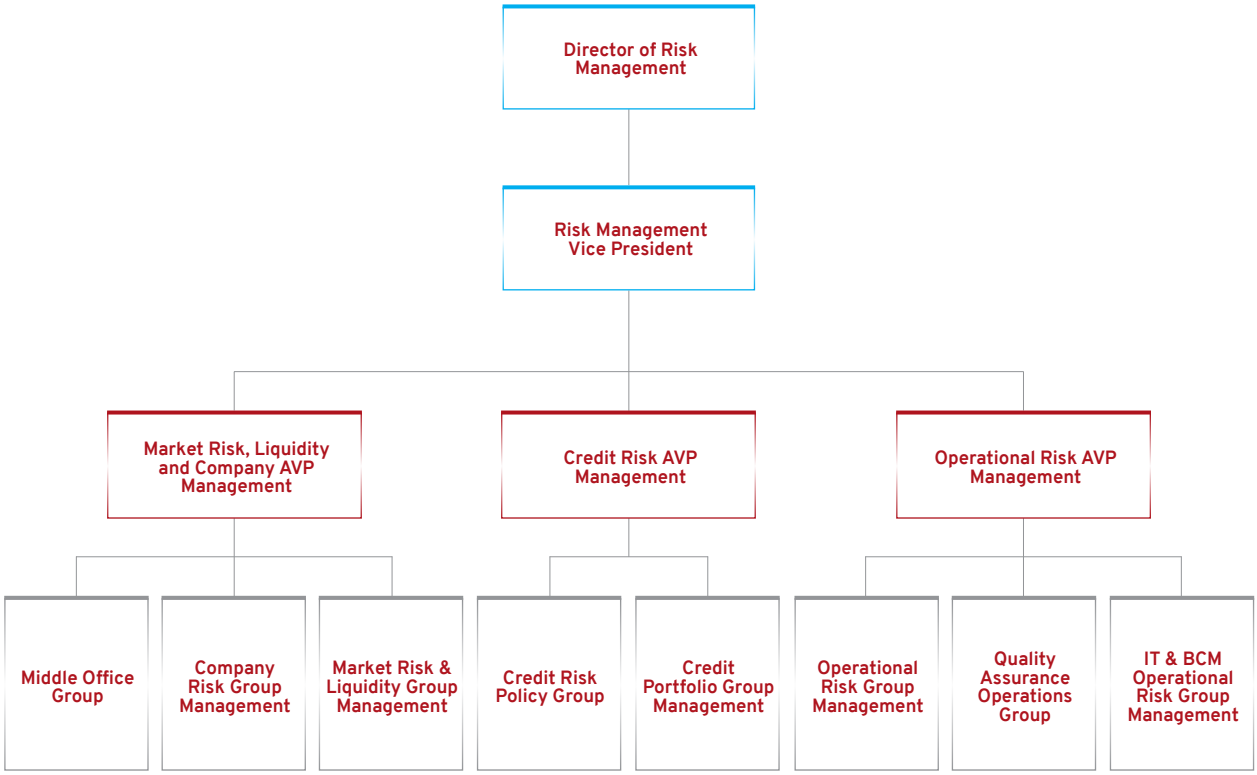

Duties and Responsibilities of the Corporate Risk Management Division

The duties and responsibilities of the Risk Management Division were as follows:

1. Providing input to the Directors in preparing Risk Management policies and strategies.
2. Develop procedures and tools for identification, measurement, monitoring and risk control.
3. Design and implement the tools needed in the implementation of risk management.
4. Monitor the implementation of Risk Management policies, strategies and frameworks recommended by the risk management committee and approved by the Board of Directors.
5. Monitor overall risk position or exposure, as well as per risk, including monitoring compliance with established risk tolerances and limits.
6. Conduct Stress Testing to determine the impact of the implementation of risk management policies and strategies on the Bank's overall portfolio or performance

7. Review proposed new products and/or activities developed by a work unit including the completeness of the systems and procedures used and their impact on the overall risk exposure of the Bank.
8. Provide recommendations to the risk-taking unit and/ or to the Risk Management committee regarding the implementation of risk management.
9. Evaluate the accuracy and validity of the data used to measure risk for Banks using models for internal Bank purposes.
10. Prepare and submit reports on Bank Soundness Level, Bank Risk Profile, KPMM in accordance with the Risk Profile to the main Director and the Director in charge of the risk management function.
11. Carry out periodic reviews of the process of implementing Risk Management.
12. Independent form risk taking unit in performing risk management monitoring function. Monitoring function aims to ensure that bank risk and portfolio have been well managed, such as by the determination of risk parameter and limit.

Profile of Vice President of Risk Management Division

Vice President of the Risk Management Division in 2024 will be held by Mrs. Suci Issumiyaarti.



Suci Issumiyarti

Vice President of Risk Management Division

Citizenship	:	Indonesian Citizen
Place and Date of Birth/ Age	:	Born in Semarang in 1966. Age 58 years as of December 2024
Domicile	:	Surabaya

Educational Backgorund	Bachelor of French from Semarang State Teacher Training and Education Institute (1989).
Certification	• Risk Management Certification Level 4 • Bank Staff and Leadership School (SESPI) 2021
Job History	Joining Bank Jatim in 1994, before occupying his current position, he served as Head of Operations for the Ngawi Branch (2011), Head of the Kepanjen Branch (2012), Head of the Tulungagung Branch (2014), Head of the Corporate Secretary Sub-Division (2015), Head of the Malang Branch (2015), Head of the Strategic Planning Division (2017), Head of the Credit Risk Division (2018), Head of the Business Risk Division (2020), Head of the Corporate Risk Management Division (2021), Head of the Operations Division (2022).
Basis of Appointment	Since 2023, he has served as Head of the Risk Management Division based on the Decree of the Board of Directors No. 062/148/ DIR/HCP/KEP dated August 16, 2023.

Risk Management Competency Development

The competency development that has been followed by the Company's Risk Management Division employees during 2024 is as follows.

No.	Name of Education and Competency Development	Execution time
1.	Internal Audit 2 Accountancy and Finance	January 2024
2.	Product Knowledege	February 2024
3.	Preparation of Comprehensive Individual Risk Assessment (IRA) Based on POJK No. 8 of 2023 (Strengthening Prevention of TPPU, TPPT, and PPSPM in the Banking Industry)	March 2024
4.	Collateral valuation	March 2024
5.	In House Training Growth Mindset vs Fixed Mindset, Emotional Intelligence and Work Satisfaction Culture Booster	April 2024
6.	Credit Administration & Banking Law	**May 2024**
7.	Credit Analysis	May 2024

No.	Name of Education and Competency Development	Execution time
8.	AML-CFT & Gratification, Compliance Culture, Anti-Fraud Strategy & Critical Point Fraud	May 2024
9.	Bank Risk Management & Credit Portfolio Guidelines	May 2024
10.	Credit Risk Mitigation - Monitoring of Settlement and Execution of Problematic Credit	May 2024
11.	Environmentally Aware Financing Training	May 2024
12.	Credit Analysis & Accounting Basics	June 2024
13.	Credit Risk Analysis and Credit Settlement Restructuring	June 2024
14.	Litigation & Prevention of Banking Crimes	June 2024
15.	Litigation in Banking Operations	June 2024
16.	Legal Aspect Training in Credit	June 2024
17.	Sharia and IT Security Awareness	June 2024
18.	Banking Simulation For Bankers	July 2024
19.	Be Authentic with Personal & Professional Grooming and Mental Health at Workplace Culture Booster	July 2024
20.	Leading & Managing Your Sales Team To Success With James Gwee	July 2024
21.	Basic Treasury	July 2024
22.	Dagulir Credit and Jatim Bejo	July 2024
23.	Credit Restructuring & Financing	July 2024
24.	Training Executive Sharia Banking	July 2024
25.	Query SQL	August 2024
26.	Education and Training Funds Transfer Pricing - Measuring Business Unit Performance and Optimizing Net Margin	August 2024
27.	Credit Training in the Sugarcane Sector	September 2024
28.	Workshop on Preparation of Recovery Action Plans According to OJK Regulation No. 5 of 2025 for BPDs throughout Indonesia	October 2024
29.	AML, CFT, and PFWMD Training	November 2024
30.	Sharia Gold Pawn (Rahn) for Young People	November 2024
31.	Implementation of Financial Control and Consolidation Within the Scope of Bank Business Group Formation	December 2024
32.	In House for Quality Assurance Group Employees	December 2024

Risk Management Certification

No.	CERTIFICATION	Position	Total
1.	Risk Management Certification Level 7	Directors	7
		SEVP	2
		ECHELON 1	8
2.	Risk Management Certification Level 6	COMMISSIONER	2
		SEVP	1
		ECHELON 1	25
		ECHELON 2	42
		ECHELON 3	2

No.	CERTIFICATION	Position	Total
3.	Risk Management Certification Level 5	COMMITTEE	2
		ECHELON 1	1
		ECHELON 2	67
		ECHELON 3	285
		ECHELON 4	673
		BASIC OFFICIAL	1
		EXECUTOR	18
4.	Risk Management Certification Level 4	ECHELON 3	1
		ECHELON 4	207
		EXECUTOR	324

Implementation Duties of the Risk Management Division in 2024

During 2024, the Risk Management Division has implemented several initiatives/work plans to improve the implementation of risk management, including:

1. Improving Asset Quality and optimizing recovery strategies by forming a Credit/Financing & Recovery Control Team
2. Developing risk management tools, including:
   a. Operational Risk Self Assessment (J-ORSA)
   b. Head Office Work Unit Risk Profile (J-Priskop)
   c. Implementation of Basel II Reforms related to the calculation of Credit, Market and Operational Risk Weighted Assets (RWA)
3. Development of a Credit Risk Weighted Assets (RWA) calculation system adjusted to Basel III reforms
4. Development of a risk management information system such as a Branch Office Risk Profile dashboard, Credit Portfolio and Enterprise Risk Management
5. Recovery Plan
6. Compile Stress Test.
7. Implementation of the risk culture program
8. Implementation of the 5 Pillars of Bank Jatim Transformation program
9. Updating and preparing risk management policies, both Main Policies and Activities, Standard Operating Procedures and Technical Instructions.
10. Preparing Risk Studies for New and Existing Products/ Activities.
11. Implementing the Risk Management Committee and Credit/Financing Policy Committee.
12. Preparing and submitting Risk Management Reports to the Regulator.
13. Reviewing the Bank's Soundness Level assessment methodology.
14. Reviewing and updating Risk Limits.
15. Monitoring the achievement of the bank's business plan by seeking continuous improvement steps based on the results of the Bank's Soundness Level self-assessment
16. Improve the quality of human resources through training programs both Public Training and In House Training as well as Risk Management Certification.
17. Evaluating the results of testing of internal controlling system of operational branch by Quality Assurance Operations.

Committee Under the Board of Directors

Provisions regarding the Board of Directors Committee of Bank Jatim are stipulated based on the Decree of the Board of Directors Number 062/056/DIR/CSE/KEP dated July 12, 2023, concerning the Board of Directors Committee of PT Bank Pembangunan Daerah Jawa Timur Tbk. Following the Decree of the Board of Directors of PT Bank Pembangunan Daerah Jawa Timur Number 061/218/DIR/PRS/KEP dated December 7, 2022, concerning the Organizational Structure and Work Procedure of PT Bank Pembangunan Daerah Jawa Timur Tbk and Circular Letter of the Directors of PT Bank Pembangunan Daerah Jawa Timur Tbk Number 062/003/DIR/PRS/SE dated February 24, 2023 regarding Organizational Structure and Work Procedure of Bank Jatim-Grand Design, the Committee for the Board of Directors of Bank Jatim in 2024 is as follows:

1. Asset Liability Committee (ALCO)
2. Risk Management Committee
3. Personnel Management Committee
4. Information Technology Steering Committee/ITSC
5. Credit Committee
   a. Credit Implementation Committee
   b. Credit Rescue Committee
   c. Credit Settlement Committee
   d. Credit Line Committee to Corporations
   e. Term Loan Facility Committee
   f. Financing Implementation Committee
   g. Financing Rescue Committee
   h. Financing Settlement Committee
   i. Credit/Financing Write-off Committee
6. Credit Policy Committee
7. Product Committee:
   PJP Committee for Product Sector

Asset Liability Committee (ALCO)

In order to unify the decision making of assets and liabilities for the purposes outlined, a forum called the Asset Liabilities Committee (ALCO) is needed. To minimize and eliminate the risks that occur in banks, especially Liquidity Risk, Interest Rates and Exchange Rates, cooperation and active participation from the decision makers is necessary, both in terms of assets and liabilities. The cooperation will succeed if each decision maker understands the role and its impact on overall business profits.

STRUCTURE AND MEMBERSHIP OF ASSET LIABILITY COMMITTEE (ALCO)

Position	Accorded By	Voting Rights Status
Chairman	President Director	Have voting rights
Alternate Chairman	Director of Finance, Treasury & Global Services	Have voting rights
Secretary	VP Treasury	Have voting rights
Permanent Member	1. Director of Micro Retail & Medium 2. Director of IT & Digital 3. Director of Risk Management 4. Director of Operations 5. Director of Compliance 6. All SEVP (Senior Executive Vice President) 7. All VP (Vice President) excluding non-permanent members 8. Institutional Relations Unit	Has voting rights except for the Director of Compliance
Non-Permanent Member	1. VP of Human Capital Division 2. VP of General Affairs Division 3. VP of Internal Audit Division 4. VP of Compliance & APU PPT Division 5. VP of Legal Division 6. Internal and external sources (eg: Branches other than members, Consultants)	Does not have voting rights

DUTIES, AUTHORITY, AND RESPONSIBILITIES OF ASSET LIABILITY COMMITTEE (ALCO)

The duties, authorities and responsibilities of ALCO are:

1. Formulation of strategies and policies for the management and control of financial assets as well as Bank liabilities based on the predetermined liquidity risk, interest rate risk and exchange rate risk controls.
2. Review the balance sheet structure on exposure assets and liabilities so that it is in line with the Bank's Business Plan and established risk limits.
3. Reviewing the latest developments and projections related to the state of the economy, interest rates, exchange rates and foreign exchange to guide established policies
4. Conduct asset and liability pricing reviews to optimize the results of investment funds, minimize the cost of funds, and maintain a balance sheet structure in accordance with the company's ALMA strategy.
5. Evaluate, develop and determine the Asset & Liabilities Management position to ensure that the results of the risk taking position are consistent with management objectives:
   a. liquidity risk,
   b. interest risk,
   c. foreign exchange risk.
6. Evaluate and set the banking book portfolio strategy based on the Bank's Business Plan (RBB) and following current conditions while still considering Liquidity Risk, Market Risk, and Exchange Rate Risk.
7. Review and determine loan and fund interest rates and list & terms of conditions in accordance with the recommendations, studies and the authority of each division in charge;
8. Review and determine the Bank's Liquidity Reserve position strategy;
9. Review and determine the gap position strategy and its instruments;
10. Review and define strategies for foreign exchange positions and currencies;
11. Determine the internal funds transfer rate or inter-office account prices to boost efficiency in branch management.
12. Review the performance and position of the Bank's assets and financial liabilities in order to assess the impact of asset liability management on the Bank's objectives and on the Bank's internal compliance and regulatory compliance.

Profile of Asset Liability Committee (ALCO) Members

Profiles of members of the Asset Liability Committee (ALCO) can be seen in the Profiles of Directors and Profiles of Division Leaders in the Company Profile Chapter in this Annual Report

Asset Liability Committee (ALCO) Independence Statement

All committee members had no affiliation with Other Directors, Commissioners or Controlling Shareholders, and they were not shareholders of the Company and could affect their ability to act independently, Commissioners, Directors or employees of companies that had affiliation or business with the Bank.

Asset Liability Committee (ALCO) Meeting and Duties

Meeting Policy

The Bank regularly held ALCO (Asset & Liability Committee) Meetings every month. The ALCO meeting agenda was led by the ALCO Chair and/or ALCO replacement Chair and attended by ALCO members and invitees. The ALCO Meeting Forum had fulfilled the meeting quorum in accordance with the provisions or management policies related to the Committees under the Board of Directors. The ALCO Meeting agenda of each Business Division was decided in the ALCO forum and was in accordance with the pricing policy and the Bank's business needs.

Implementation of Meetings

2024	ALCO Committee	Initiator Division	Agenda	Total Agenda	ALCO results	Attendance
01	Monday, January 15, 2024	Product Development Division	Jatim Tapcash & Flazz Price Proposal	6 Agenda	agree	85,29%
		Consumer Credit Division	Proposed KPR interest rate promo		agree	85,29%
		Sharia Business Division	Proposed KPR & KPR Regular interest rate promo		agree	85,29%
		Fund & Services Division	MDR QRIS Proposal		agree	85,29%
		Micro Credit Division	Reward Referral Proposal		disagree	85,29%
		Operations Division & Sharia Business Division	Conventional & Sharia SKN fare Information		agree	85,29%
02	Friday, January 26, 2024	Retail & Medium Credit Division	Special Interest Rate Proposal for Bank Statement Working Capital Loans and Investment	1 Agenda	agree	85,29%
03	Tuesday, February 13, 2024	Network Management & Services Division	Micro Credit & Consumer Referral Reward Proposal	3 Agenda	agree	79,41%
		Sharia Business Division	Productive credit financing pricing proposal		agree	79,41%
			Wadiah & Mudharabah Current Account Terms & Condition List Proposal		agree	79,41%
04	Tuesday, February 20, 2024	Micro Credit Division	Interest rate for rolling program credit proposal	2 Agenda	agree	85,29%
			Rolling credit program Terms & conditions proposal		agree	85,29%
05	Wednesday, March 13, 2024	Treasury Division	Review Eksternal & Internal Bank	1 Agenda	agree	85,29%
06	Friday, April 19, 2024	Corporate and Syndication Loan Division	BLUD Investment Credit Interest Rate Proposal	3 Agenda	agree	85,29%
		Consumer Credit Division	Interest rate promo & CCC provision proposal		disagree	85,29%
		Digital Banking Division	Online Deposits terms & condition list proposal		agree	85,29%

2024	ALCO Committee	Initiator Division	Agenda	Total Agenda	ALCO results	Attendance
07	Tuesday, May 14, 2024	Consumer Credit Division	Property Interest Rate proposal	1 Agenda	agree	73,53%
08	Wednesday, June 05, 2024	Sharia Business Division	Tabungan Simpel iB Terms & Condition list proposal	2 Agenda	agree	73,53%
		Treasury Division	RAK Pricing proposal		agree	85,29%
09	Wednesday, July 10, 2024	Sharia Business Division	Special Ratio Deposit Limit Authority Proposal	3 Agenda	agree	94,12%
			Usulan ATM fare adjustment proposal		agree	85,29%
		Treasury Division	RAK Pricing proposal		agree	85,29%
10	Tuesday, July 30, 2024	Retail & Medium Credit Division	Promo for Retail & Medium Credit Provision Fee proposal	4 Agenda	agree	94,12%
		Micro Credit Division	Micro Credit Promotion Proposal		agree	94,12%
		Sharia Business Division	Deposit Limit Authority proposal		agree	94,12%
			Special Margin for Financing proposal		Implemented a follow-up committee on the Credit Committee	94,12%
11	Thursday, August 15, 2024	Sharia Business Division	Cash Collateral Financing Margin proposal	1 Agenda	agree	94,12%
12	Thursday, September 12, 2024	Corporate and Syndication Loan Division	Commitment Fee for Warehouse Receipt proposal	2 Agenda	agree	94,12%
		Consumer Credit Division	Extension of KPR & KKBP Promo Interest Rates proposal		disagree	91,18%
13	Tuesday, October 01, 2024	Corporate & Syndication Loan Division	Interest rate adjustment authority proposal	1 Agenda	agree	94,12%
14	Friday, October 25, 2024	Treasury Division	Basic Credit Interest Rate proposal	1 Agenda	agree	80,00%
15	Wednesday, November 20, 2024	Treasury Division	ALCO Authorities Proposal	1 Agenda	disagree	80,00%
16	Friday, December 06, 2024	Retail & Medium Micro Credit Division	ALCO Authorities Proposal	1 Agenda	disagree	82,86%
17	Thursday, December 19, 2024	Corporate & Syndication Loan Division	Corporate Credit Pricing Proposal	3 Agenda	agree	94,29%
		Consumer Credit Division	KKB Credit Interest Rate proposal		agree	94,29%
		Sharia Business Division	DOC Authorities Proposal		agree	94,29%

Risk Management Committee

The Risk Management Committee is established to maintain risk exposures at tolerable or profitable limits, so the Bank can conduct its business activities and remain under control (manageable) based on the principle of prudence.

STRUCTURE AND MEMBERSHIP OF RISK MANAGEMENT COMMITTEE

The structure and membership of the Risk Management Committee are as follows.

Position	Accorded By	Voting Rights Status
Chairman	President director	Have voting rights
Alternate Chairman	Director of Risk Management	Have voting rights
Secretary	Head of Risk Management Division	Does not have voting rights
Permanent Member	Field Director	Have voting rights
	Director of Compliance	Does not have voting rights
	All Senior Executive Vice Presidents (SEVP)	Have voting rights

DUTIES, AUTHORITIES AND RESPONSIBILITIES OF THE RISK MANAGEMENT COMMITTEE

The authorities and responsibilities of the Risk Management Committee is to evaluate and provide recommendations to the President Director regarding the implementation of risk management, including minimally as follows:

1. Drafting of risk management policies and its changes, including risk management strategies, level of risks appetite and risk tolerance, risk management framework, and contingency plans to anticipate the occurrence of abnormal conditions.
2. Improving the risk management process periodically or incidentally as a result of changes in the Bank's external and internal conditions that affect the Bank's capital sufficiency, risk profile, and ineffective implementation of Risk Management based on the results of evaluation.
3. Determination of policies and/or business decisions that deviate from normal procedures, such as exceeding significant business expansion compared to the Bank's previously determined business plan or taking positions or risk exposures that exceed predetermined limits.
4. Submitting an assessment of the Bank's Soundness Level and company risk profile.
5. Determining overall limits, limits per type of risks, limits per functional activity including limits related to business and other operations.
6. Deciding the level of risk appetite and risk tolerance.
7. Delivering strategic issues that are in line with business strategy and follow up on these issues that are discussed in the previous Risk Management Committee and have been determined by the Division in charge.

RISK MANAGEMENT COMMITTEE MEMBERS PROFILE

Profiles of members of the Risk Management Committee can be seen in the Profiles of Directors and Profile of Division Leaders in the Company Profile Chapter in this Annual Report.

RISK MANAGEMENT COMMITTEE INDEPENDENCE STATEMENT

All committee members have no affiliation with Other Directors, Commissioners or Controlling Shareholders, are not shareholders of the Company which can affect their ability to act independently, Commissioners, Directors or employees of companies that have affiliation or business with the Bank.

MEETINGS AND IMPLEMENTATION OF RISK MANAGEMENT COMMITTEE TASKS

No.	Meeting Date	Agenda	Initiator Division	Number of Agendas	Komenko Results	Presence (%)
1.	Komenko #01 January 26, 2024	1. Bank Soundness level Report December 2023	Risk Management Division	2	Approved	83%
		2. Determination of the 2024 Risk Appetite Statement			Approved	
2.	Komenko #2 May 30, 2024	1. Bank Risk Profile Report for March 2024 Period	Risk Management Division	3	Approved	75%
		2. Risk Appetite Statement Adjustment 2024			Approved	
		3. ESTIM User's ATM and CRM Limit Review			Approved	

No.	Meeting Date	Agenda	Initiator Division	Number of Agendas	Komenko Results	Presence (%)
3.	Komenko #03 July 18, 2024	1. Bank Risk's Profile	Risk Management Division	4	Approved	83%
		2. Risk Appetite Statement			Approved	
		3. Risk Issue			Approved	
		4. Branch Risk's Profile			Approved	
4.	Komenko #04 October 31, 2024	1. September 2024 Risk Profile by Self Assessment Results delivery	Risk Management Division	2	Approved	75%
		2. Primary Dealer Transaction Authority Limit			Approved	
5.	Komenko #05 November 19, 2024	1. Recovery Plan	Risk Management Division	1	Approved	75%
6.	Komenko #06 December 18, 2024	1. GRC Self Assessment Report	Risk Management Division	4	Approved	92%
		2. Penyampaian Risk Appetite Statement Bank NTB Syariah tahun 2025			Approved	
		3. Determination of 2025 Risk Appetite Statement			Approved	
		4. Follow-up Report on Bank Indonesia's Actions Regarding Unusual Transactions on BI-FAST Services			Approved	

Personnel Management Committee

The Personnel Management Committee was formed in order to obtain optimal results in deciding critical matters in the field of Human Capital, both strategically, policies, and the Human Capital management system in line with the Bank's Business Plan.

STRUCTURE AND MEMBERSHIP OF THE EMPLOYMENT COMMITTEE

The membership structure of the Personnel Management Committee is as follows:

Chairman	President Director	Have Sound
Chairman	President Director	Have Sound
Alternate Chairman	Field Directors Appointed by the President Director	Have Sound
Members	All Field Directors and SEVPs in charge of the Human Capital Division	Have Sound
Secretary	Vice President Human Capital	Have Sound

DUTIES, AUTHORITIES AND RESPONSIBILITIES OF THE EMPLOYMENT COMMITTEE

The Personnel Management Committee has duties, authorities and responsibilities, among others:

1. The duties, authorities and responsibilities of the Board of Directors Committee are divided into 3 (three) areas consisting of:
   a. Policy Area
   b. Career Management Area
   c. Disciplinary Penalty Area
2. The duties, authorities and responsibilities of the Board of Directors Committee in the policy field include:
   a. Ensure that the main policies related to Human Capital activities are consistent and in line with the company's strategic planning (Corporate plan)
   b. Establish and decide standard operating procedures in the field of Human Capital
3. Duties, authorities and responsibilities of the Board of Directors Committee in the field of career management include:
   a. Deciding on the implementation of the official transfer/promotion program at Echelon 1 and Echelon 2 levels.
   b. Evaluating the Key Performance Indicators (KPI) of individual officials with echelon 1 levels.
4. The duties, authorities and responsibilities of the Board of Directors Committee in the field of disciplinary punishment are to decide on disciplinary violation sanctions for employees with echelon 1 and 2 levels and echelon levels below them if the violations are interrelated.

EMPLOYMENT COMMITTEE MEMBERS PROFILE

Profiles of Personnel Management Committee Members can be seen in the Profiles of Directors and Heads of Division in the Company Profile Chapter in this Annual Report.

TATEMENT OF INDEPENDENCE OF EMPLOYEE MANAGEMENT COMMITTEE

All committee members have no affiliation with Other Directors, Commissioners or Controlling Shareholders, are not shareholders of the Company which can affect their ability to act independently, Commissioners, Directors or employees of companies that have affiliation or business with the Bank.

MEETINGS AND IMPLEMENTATION OF THE TASKS OF THE EMPLOYEE MANAGEMENT COMMITTEE

No.	Komite Direksi	Agenda	Initiator Division	Number of Agendas	Board of Directors Committee Results	Attendance
1.	February 05, 2024	Board of Directors Policy Committee (Changes to Administrative Assignment SOP, Competency Dictionary SOP Update, Job Requirements SOP Revision, Code of Conduct and Business Ethics SOP Update, Underperforming Employee Management SOP)	Human Capital Division	5	Approved	88%
2.	February 21, 2024	Board of Directors Career Management Committee (KPI Value Determination for SEVP and Echelon 1)	Human Capital Division	1	Approved	100%
3.	February 23, 2024	Board of Directors Policy Committee (Job Evaluation)	Human Capital Division	2	Approved	100%
4.	March 06, 2024	CIRCULAR - Board of Directors Policy Committee (Amendments to Recruitment and Selection SOP)	Human Capital Division	1	Approved	100%
5.	March 25, 2024	Board of Directors Recruitment Committee for (Recruitment and PKWT VP Micro Credit)	Human Capital Division	1	Approved	100%
6.	April 02, 2024	Minutes of the Meeting of the Board of Directors' Discipline Committee (Imposition of Disciplinary Sanctions on Bojonegoro Branch, Lamongan Branch, and Immoral Conduct)	Human Capital Division	3	Approved	100%
7.	May 08, 2024	CIRCULAR - Board of Directors Committee for Policy (SOP Performance Management System)	Human Capital Division	1	Approved	88%
8.	May 29, 2024	CIRCULAR - Recruitment Committee of the Board of Directors for Prohire SEVP Network and Services	Human Capital Division	1	Approved	88%
9.	July 05, 2024	Board of Directors' Career Management Committee (Filling of Vacant Echelon 1 & 2 Positions)	Human Capital Division	1	Approved	75%
10.	August 30, 2024	CIRCULAR - Board of Directors Recruitment Committee (SEVP Corporate Transformation Recruitment)	Human Capital Division	1	Approved	100%
11.	September 03, 2024	Board of Directors' Career Management Committee (Filling of Vacant Echelon 1 & 2 Positions)	Human Capital Division	1	Approved	100%
12.	September 27, 2024	CIRCULAR - Board of Directors Recruitment Committee (Extension of SEVP Network and Services Employment Contract)	Human Capital Division	1	Approved	100%
13.	October 21, 2024	CIRCULAR - Board of Directors Career Management Committee (Transfer of Duties for Echelon 1 Employees)	Human Capital Division	1	Approved	100%
14.	December 04, 2024	CIRCULAR - Board of Directors Career Management Committee (Reassignment of Echelon 2 Personnel)	Human Capital Division	1	Approved	100%
15.	December 09, 2024	CIRCULAR - Board of Directors Committee for Policy (Changes to the SOP Policy for Marriages Between Bank Jatim Employees)	Human Capital Division	1	Approved	100%
16.	December 31, 2024	Board of Directors Committee for Career Management (Filling of Vacant Positions of SEVP, Echelon 1 & 2)	Human Capital Division	1	Approved	100%

Information Technology Steering Committee

The role and function of the Information Technology Committee are:

1. The Information Technology Committee is part of IT governance in providing recommendations, the committee must pay attention to the efficiency factor of IT governance in order to minimize the occurrence of risks associated with the use of IT and to protect the interests of the Bank and customers.
2. As a manifestation of part of IT governance in order to minimize the occurrence of risks associated with the use of IT and to protect the interests of the IT Steering Committee was formed as a manifestation of the commitment of the Board of Directors and management of Bank Jatim in the form of active supervision of IT management. As regulated in the POJK MRTI, the Information Technology Committee plays a role in assisting the implementation of the Board of Directors' duties in determining the Information Technology Strategic Plan and Bank policies related to the use of Information Technology.

STRUCTURE AND MEMBERSHIP OF INFORMATION TECHNOLOGY STEERING COMMITTEEE

Position	Accorded by	Voting Rights Status
Chairman	President Director	Have voting rights
Alternate Chairman	*IT & Digital Director*	Have voting rights
Secretary	Vice President of Information Technology	Have voting rights
Permanent Member	1. Director of Operations 2. Director of Finance, Treasury & Global Services 3. Director of Micro, Retail & Medium 4. Director of Risk Management 5. Director of Compliance 6. Corporate Secretary 7. All Senior Executive Vice Presidents 8. All Vice Presidents, Except: a. Vice President Internal Audit b. Vice President Legal c. Vice President Compliance & AML CFT 9. All Unit Leaders	Have voting rights
Non-Permanent Members	1. Vice President Internal Audit 2. Vice President Legal 3. Vice President Compliance & AML CFT	Does not have voting rights

DUTIES, AUTHORITIES AND RESPONSIBILITIES OF THE INFORMATION TECHNOLOGY STEERING COMMITTE

The duties, authorities, and responsibilities of the IT Committee are to provide recommendations to the Board of Directors concerning:

1. Strategic IT Plan aligned with the Bank's business activity strategic plan. In providing recommendations, the Committee must consider factors such as efficiency, effectiveness, and other aspects, including:
   a. Roadmap to achieve needs supporting the Bank's business strategy. The roadmap consists of the current state, the desired future state, and steps to be taken to achieve the desired state.
   b. Required resources.
   c. Benefits to be obtained when the IT Strategic Plan is implemented.
   d. Constraints that may arise in the implementation of the IT Strategic Plan.
2. Formulate the primary Information Technology policies, standards, and procedures, including information security policy and risk management related to the use of Information Technology in the Bank.
3. Align the approved Information Technology projects with the Information Technology Strategic Plan. The Committee also sets priority status for critical IT projects that significantly impact the Bank's operational activities, such as the replacement of core banking applications, production servers, and network topology.
4. Align the implementation of Information Technology projects with the approved project plan. The Committee should supplement recommendations with analyses of major IT projects, enabling the Board of Directors to make efficient decisions.
5. Align the operation of Information Technology with the needs of management information systems and the business activities of the Bank.
6. The effectiveness of steps in minimizing the risk of bank investment in the Information Technology sector so that bank investment in the Information Technology sector contributes to achieving the Bank's business objectives.
7. Monitoring of Information Technology performance and efforts to improve Information Technology performance, for example detection of obsolescence of Information Technology infrastructure, measurement of effectiveness, and efficiency of the implementation of Information Technology security policies

8. Efforts to resolve various problems related to Information Technology that cannot be resolved by the user work unit and Information Technology organizer effectively, efficiently, and on time.
9. Adequacy and allocation of resources owned by the Bank. In the event that the resources owned are inadequate and the Bank will use the services of other parties in organizing IT, the IT steering committee must ensure that the Bank has the required policies and.

INFORMATION TECHNOLOGY STEERING COMMITTEE MEMBER PROFILE

The profiles of the Information Technology Committee members can be seen in the Board of Directors Profile and Executive Officers Profile sections in the Company Profile Chapter in this Annual Report.

STEERING INDEPENDENCE OF INFORMATION TECHNOLOGY STEERING COMMITTEE

All committee members have no affiliation with Other Directors, Commissioners or Controlling Shareholders, are not shareholders of the Company which can affect their ability to act independently, Commissioners, Directors or employees of companies that have affiliation or business with the Bank.

MEETINGS AND IMPLEMENTATION OF INFORMATION TECHNOLOGY STEERING COMMITTEE TASKS

No.	Meeting Date	Agenda	Initiator Division	Number of Agendas	Committee Results	Attendance (%)
1.	December 23, 2024	Theme 2024: Laying Digital Ecosystem Foundation a. FU ITSC 2023 – Executive Summary b. Masterplan TI 2024 - 2028 c. Information Technology d. Digital Banking: Digital Ecosystem e. IT Security f. Suggestions and Recommendations	Information Technology	6 Agenda	Approved	76%

Credit Committee

STRUCTURE AND MEMBERSHIP OF THE CREDIT/FINANCE COMMITTEE

1. DETERMINATION OF BUSINESS AND RISK FUNCTIONS IN THE CREDIT COMMITTEE

a. Credit Committee A (Board of Directors), as follows

Business Function	Risk Function
Finance, Tresury & Global Services Director	Chief Executive Officer
Micro, Retail & Middle Director	Risk Management Director
SEVP Corporation, Syndication & Institusional	Operation Director
SEVP Consumer Banking	IT & Digital Director
SEVP Sharia Business	SEVP Corporate Transformation
	SEVP Network & Services

2. DETERMINATION OF BUSINESS FUNCTIONS AND RISK FUNCTIONS IN THE CREDIT/FINANCING COMMITTEE FOR CREDIT/ FINANCING IMPLEMENTATION

a. Membership Structure **of the Implementation Committee (A1)**

Business Function	Risk Function
1) Director of Micro, Retail & Medium	1) President director
2) Director of Finance, Treasury & Global Services	2) Director of Risk Management
3) SEVP Corporate, Syndicate & Institutional	3) Director of Operations
4) SEVP Consumer Banking	4) Director of IT & Digital
	5) SEVP Corporate Transformation/ SEVP Network & Services

b. Membership Structure **of the Implementation Committee (A2)**

Business Function	Risk Function
1) Director of Micro, Retail & Medium	1) Director of Risk Management
2) Director of Finance, Treasury & Global Services	2) Director of Operations
3) SEVP Corporate, Syndicate & Institutional/ SEVP Consumer Banking	3) Director of IT & Digital
	4) SEVP Corporate Transformation / SEVP Network & Services

c. Membership Structure **of the Implementation Committee (A3)**

Business Function	Risk Function
1) Director of Micro, Retail & Medium/	1) Director of Risk Management
2) Director of Finance, Treasury & Global Services SEVP Corporate, Syndicate & Institutional/ SEVP Consumer Banking	2) Director of Operations/Director of IT & Digital
	SEVP Corporate Transformation / SEVP Network & Services

d. Membership Structure **of the Implementation Committee (B)**

Business Function	Risk Function
1) SEVP Corporate, Syndicate & Institutional/ SEVP Consumer Banking	1) SEVP Corporate Transformation
2) VP Commercial, Corporate and Syndication Loan/ VP Retail & Mid Credit/ VP Micro Credit/VP Consumer Credit	2) SEVP Network & Services
	3) VP Credit Risk Analyst

e. Membership Structure **of the Implementation Committee (C)**

Business Function	Risk Function
1) VP Commercial, Corporate and Syndication Loan	1) VP Credit Risk Analyst

f. Membership Structure **of the Implementation Committee (C2)**

Business Function	Risk Function
1) *VP Retail & Medium Credit*	1) *VP Credit Risk Analyst*

3. DETERMINATION OF BUSINESS FUNCTIONS AND RISK FUNCTIONS IN THE CREDIT/FINANCING COMMITTEE FOR CREDIT/ FINANCING RESTRUCTURING

a. Membership Structure **of the Rescue Committee (A)**

Business Function	Risk Function
1) Director of Micro, Retail & Mid-Cap	1) President director
2) Director of Finance, Treasury & Global Services	2) Director of Risk Management
3) SEVP Corporate, Syndication & Institutional	3) Director of Operations
4) SEVP Consumer Banking	4) Director of IT & Digital
	5) SEVP Corporate Transformation
	6) SEVP Network & Services

b. Membership Structure **of the Rescue Committee (A1)**

Business Function	Risk Function
1) Director of Micro, Retail & Mid-Cap	1) President director
2) Director of Finance, Treasury & Global Services	2) Director of Risk Management
3) SEVP Corporate, Syndication & Institutional	3) Director of Operations
4) SEVP Consumer Banking	4) Director of IT & Digital
	5) SEVP Corporate Transformation/ SEVP Network & Services

c. Membership Structure **of the Rescue Committee (A2)**

Business Function	Risk Function
1) Director of Micro, Retail & Medium	1) Director of Risk Management
2) Director of Finance, Treasury & Global Services	2) Director of Operations
3) SEVP Corporate, Syndicate & Institutional / SEVP Consumer Banking	3) Director of IT & Digital
	4) SEVP Corporate Transformation/ SEVP Network & Services

d. Membership Structure **of the Rescue Committee (A3)**

Business Function	Risk Function
1) Director of Micro, Retail & Medium/ Director of Treasury & Global Services	1) Director of Risk Management
2) SEVP Corporate, Syndicate & Institutional / SEVP Consumer Banking	2) Director of Operations/ Director of IT & Digital
	3) SEVP Corporate Transformation/ SEVP Network & Services

e. Membership Structure **of the Rescue Committee (B)**

Business Function	Risk Function
1) SEVP Corporate, Syndicate & Institutional / SEVP Consumer Baning	1) SEVP Corporate Transformation
2) For Performing Loan (PL) VP Commercial, Corporate and Syndication Loan/ VP Retail & Mid Credit/ VP Micro Credit/VP Consumer Credit For Non Performing Loan (NPL) VP Credit Restructuring and Recovery	2) SEVP Network & Services
	3) VP Credit Risk Analyst

f. Membership Structure **of the Rescue Committee (C2)**

Business Function	Risk Function
1) For Performing Loan (PL) VP Retail & Medium Credit/ VP Micro Credit/ VP Consumer Credit For Non Performing Loan (NPL) VP Credit Restructuring and Recovery	1) VP Credit Risk Analyst

4. DETERMINATION OF BUSINESS FUNCTIONS AND RISK FUNCTIONS IN THE CREDIT/FINANCING COMMITTEE FOR CREDIT/FINANCING SETTLEMENT

a. Membership Structure **of the Settlement Committee (A1)**

Business Function	Risk Function
1) Director of Micro, Retail & Medium	1) President director
2) Director of Finance, Treasury & Global Services	2) Director of Risk Management
3) SEVP Corporate, Syndicate & Institutional	3) Director of Operations
4) SEVP Consumer Banking	4) Director of IT & Digital
	5) SEVP Corporate Transformation/ SEVP Network & Services

b. Membership Structure **of the Settlement Committee (A2)**

Business Function	Risk Function
1) Director of Micro, Retail & Medium	1) Director of Risk Management
2) Director of Finance, Treasury & Global Services	2) Director of Operations
3) SEVP Corporate, Syndicate & Institutional / SEVP Consumer Banking	3) Director of IT & Digital
	4) SEVP Corporate Transformation/ SEVP Network & Services

c. Membership Structure **of the Settlement Committee (A3)**

Business Function	Risk Function
1) Director of Micro, Retail & Medium/ Director of Finance, Treasury & Global Services	1) Director of Risk Management
2) SEVP Corporate, Syndicate & Institutional / SEVP Consumer Banking	2) Director of Operations/Director of IT & Digital
	3) SEVP Corporate Transformation/ SEVP Network & Services

d. Membership Structure **of the Settlement Committee (C)**

Business Function	Risk Function
1) VP Credit Restructuring and Recovery	1) VP Credit Risk Analyst

5. DETERMINATION OF BUSINESS FUNCTIONS AND RISK FUNCTIONS IN THE CREDIT COMMITTEE FOR THE TERM LOAN FACILITY

a. Membership Structure **of the Term Loan Facility Committee (A1)**

Business Function	Risk Function
1) Director of Finance, Treasury & Global Services	1) President Director
2) SEVP Corporate, Syndication & Institutional	2) Director of Risk Management

b. Membership Structure **of the Term Loan Facility Committee (A2)**

Business Function	Risk Function
1) Director of Finance, Treasury & Global Services	1) Director of Risk Management
2) SEVP Corporate, Syndication & Institutional	

c. Membership Structure **of the Term Loan Facility Committee (A3)**

Business Function	Risk Function
1) Director of Finance, Treasury & Global Services	1) Director of Risk Management

d. Membership Structure **of the Term Loan Facility Committee (C)**

Business Function	Risk Function
1) VP International Banking	1) VP Credit Risk Analyst
2) VP Commercial, Corporate and Syndication Loan	

6. DETERMINATION OF BUSINESS FUNCTIONS AND RISK FUNCTIONS IN THE CREDIT COMMITTEE FOR CREDIT LINE

a) Membership Structure **of the Credit Line Committee (A1)**

Business Function	Risk Function
1) Director of Finance, Treasury & Global Services	1) President Director
2) SEVP Corporate, Syndication & Institutional	2) Director of Risk Management

b) Membership Structure **of the Credit Line Committee (A2)**

Business Function	Risk Function
1) Director of Finance, Treasury & Global Services	1) Director of Risk Management
2) SEVP Corporate, Syndication & Institutional	

c) Membership Structure **of the Credit Line Committee (A3)**

Business Function	Risk Function
1) Director of Finance, Treasury & Global Services	1) Director of Risk Management

d) Membership Structure **of the Credit Line Committee (C)**

Business Function	Risk Function
1) VP International Banking	1) VP Credit Risk Analyst
2) VP Commercial, Corporate and Syndication Loan	

7. DETERMINATION OF CREDIT COMMITTEE FOR CREDIT/FINANCING WRITE-OFF

a. Membership Structure **of the Write-Off Committee (A1)**

Business Function	Risk Function
1) Micro, Retail & Medium Director	1) Main Director
2) Financial, Treasury & Global Services Director	2) Risk Management Director
3) corporate, syndicate and institutional SEVP	3) Operational Director
4) Consumer Banking SEVP / Sharia Business SEVP	4) IT & Digital Director
	5) Corporate Transformation SEVP / Network & Services SEVP

b. Membership Structure **of the Write-Off Committee (A2)**

Business Function	Risk Function
1) Micro, Retail & Medium Director	1) Risk Management Director
2) Financial, Treasury & Global Services Director	2) Operational Director
3) corporate, syndicate and institutional SEVP / Consumer Banking SEVP / Sharia Business SEVP	3) IT & Digital Director
	4) Corporate Transformation SEVP / Network & Services SEVP

c. Membership Structure **of the Write-Off Committee (A3)**

Business Function	Risk Function
1) Micro, Retail & Medium Director / Financial, Treasury & Global Services Director	1) Risk Management Director
2) corporate, syndicate and institutional SEVP / Consumer Banking SEVP / Sharia Business SEVP	2) Operational Director / IT & Digital Director
	3) Corporate Transformation SEVP / Network & Services SEVP

4. Membership Structure **of the Write-Off Committee (C)**

Business Function	Risk Function
1) VP Reconstruction and Credit Recovery	1) Credit Risk VP Analyst

DUTIES, AUTHORITIES, & RESPONSIBILITIES OF THE CREDIT AND FINANCING COMMITTEE

1. The Committee's duties are as follows:
   a. to provide approval or rejection of credit/financing in accordance with the authority limits or types of credit/financing determined by the Board of Directors; and
   b. to coordinate with the Asset & Liabilities Committee (ALCO) in the aspect of credit/financing funding.
2. The Committee's responsibilities are as follows
   a. to carry out duties, especially in providing approval or rejection of applications for:
      1) Credit/Financing;
      2) Credit/Financing Rescue;
      3) Credit/Financing Settlement;
      4) Credit/Financing Write-Off;
      5) Credit Line; and
      6) Term Loan Facility (TLF);

      based on their competence honestly, objectively, carefully, and thoroughly;
   b. to reject requests and/or influences from interested parties with credit/financing applicants to provide approval for:
      1) Credit/Financing;
      2) Credit/Financing Rescue;
      3) Credit/Financing Settlement;
      4) Credit/Financing Write-Off;
      5) Credit Line; and
      6) Term Loan Facility (TLF);

      which is merely a formality;
   c. provide direction if a more in-depth and comprehensive credit/financing analysis is required;and
   d. determine credit/financing plans, both those that have been restructured and those that have not been restructured from other financial institutions.

PROFILE OF CREDIT AND FINANCING COMMITTEE MEMBERS

Profiles of Credit Committee Members can be seen in the Profile of the Board of Directors and Profile of Division Leaders in the Company Profile Chapter of this Annual Repor.

STATEMENT OF INDEPENDENCE OF THE CREDIT COMMITTEE AND FINANCING

Credit Committee Implementation

No.	Credit Committee Date	Agenda	Initiator Division	Number of Agendas	Committee Result	Committee Presenence (%)
1.	21/03/2024	Credit Implementation	Corporate Credit and Syndication	1	Approved	100%
2.	28/06/2024	Credit Implementation	Corporate Credit and Syndication	1	Approved	100%
3.	06/08/2024					
4.	27/08/2024	Credit Implementation	Corporate Credit and Syndication	1	Approved	100%

Credit Rescue Committee

No.	Credit Committee Date	Agenda	Initiator Division	Number of Agendas	Committee Result	Committee Presenence (%)
1	13/09/2024	Credit Rescue	Retail and Medium Credit	2	Approved	100%

Credit Settlement Committee

No.	Credit Committee Date	Agenda	Initiator Division	Number of Agendas	Committee Result	Committee Presenence (%)
1	02/07/2024	Credit Settlement	Restructuring and Credit Recovery	1	Approved	100%
2	04/07/2024					
3	14/11/2024	Credit Settlement	Restructuring and Credit Recovery	1	Rejected	100%

Financing Implementation Committee

No.	Credit Committee Date	Agenda	Initiator Division	Number of Agendas	Committee Result	Committee Presenence (%)
1	Sep 13, 2024	Financing Implementation Committee	Sharia Business Division	1	Approved	100%
2	Oct 01, 2024	Financing Implementation Committee	Sharia Business Division	1		100%
3	Nov 29, 2024	Financing Implementation Committee	Sharia Business Division	1	Approved	100%

Credit & Financing Write-Off Committee

No.	Credit Committee Date	Agenda	Initiator Division	Number of Agendas	Committee Result	Committee Presenence (%)
1	JUNE 28,2025	Credit Committee (A2) for Write-Off of June 2024 Credit/Financing Period	RPK Division	1	Approved	100%

CREDIT POLICY COMMITTEE

Credit Policy Committee, hereinafter abbreviated as KKP, is a committee formed by the Board of Directors in the framework of credit policy management that aims to support the provision of sound credit and contains elements of internal control from the initial stage of the credit activity process to the credit monitoring stage by observing the principle of prudence.

This committee was formed with the aim of supporting sound lending and monitoring from the initial submission process to implementation using the precautionary principle. In the Credit Policy can be divided into 2 namely:

a. Credit Policy Committee
b. Financing Policy Committee

STRUCTURE AND MEMBERSHIP OF CREDIT POLICY COMMITTE

Position	Served by	Voting Rights Status
Chairman	President Director (concurrently as permanent member)	Have Voting Rights
Alternate Chairman	Director of Risk Management (concurrently serving as a permanent member)	Have Voting Rights
Secretary	Vice President of Risk Management	Do not have voting rights
Permanent Members	Board of Directors: 1. Director of Micro, Retail & Medium 2. Director of Finance, Treasury & Global Services 3. Director of IT & Digital 4. Director of Operations 5. Director of Compliance All SEVPs	Have Voting Rights (except Compliance Director)
Non-Permanent Members	1. All Vice Presidents of Credit/Financing 2. Vice President of Internal Audit Internal and external sources (e.g. consultants).	Do not have voting rights

DUTIES, AUTHORITY, AND RESPONSIBILITIES OF CREDIT POLICY COMMITTEE

Duties and Authorities

The Credit Policy Committee has duties and authorities that at least cover the following:

a. Providing input to the Board of Directors in the preparation of Credit or Financing Product or Activity Policy (KPA), especially those related to the formulation of the principle of prudence in credit or financing;
b. Supervising that the KPA for Credit or Financing can be implemented and carried out consistently and consistently and formulating solutions in the event of obstacles or constraints in the implementation of the KPA for Credit or Financing. Furthermore, the KKP also conducts periodic reviews of the KPA for Credit or Financing and provides advice to the Board of Directors if changes or improvements are needed to the KPA for Credit or Financing; and
c. Monitoring and evaluating:
    1) Development and quality of the credit or financing portfolio as a whole;
    2) The truth of the implementation of the authority to decide on credit or financing;
    3) The truth of the process of granting, development, and quality of credit or financing given to parties related to the Bank and certain large debtors;
    4) The truth of the implementation of the BMPK provisions;
    5) Compliance with the provisions of laws and regulations and other regulations in the implementation of the provision of credit or financing;
    6) Settlement of problematic credit or financing in accordance with that stipulated in the Credit or Financing KPA; and
    7) The bank's efforts to meet the adequacy of the amount of credit or financing write-off provisions;
    8) Discussing and determining and evaluating policies related to credit or financing business strategies for both consumer, micro, retail, medium and corporate segments;
    9) Leading and directing the work of the Team and being responsible for the performance of the Team.

Responsibility

The Credit Policy Committee has at least the following responsibilities:

a. Submitting written reports periodically to the Board of Directors with a copy to the Board of Commissioners regarding:
    1) Results of supervision of the implementation and execution of the Credit or Financing KPA; and
    2) Results of monitoring and evaluation regarding matters regulated in the duties and authorities of the KKP.
    b. Providing suggestions for corrective measures to the Board of Directors with a copy to the Board of Commissioners regarding matters related to letter a; and
    c. In the event of any deviations in the implementation of the Credit or Financing KPA related to the fulfillment of sharia principles, the report is also submitted to the Sharia Supervisory Board

PROFILE OF MEMBERS OF THE CREDIT POLICY COMMITTEE

Profiles of Credit Policy Committee Members can be seen in the Profiles of the Directors and Division Leaders in the Company Profile Chapter in this Annual Report.

STATEMENT OF INDEPENDENCE OF THE CREDIT POLICY COMMITTEE

All committee members have no affiliation with other Directors, Commissioners or Controlling Shareholders, are not shareholders of the Company which could affect their ability to act independently, Commissioners, Directors and employees from companies that have affiliations or business with the Bank.

MEETINGS AND IMPLEMENTATION OF DUTIES OF THE CREDIT POLICY COMMITTEE

No.	KKP	Agenda	Initiator Division	Number of Agendas	KKP Results	Attendance
1.	January 10, 2024	Credit or Financing Market Segmentation	Risk Management Division	4	Approved	80%
		Credit/Financing Approval Authority Limit (LKPK/P) Credit Committee			Approved	
		Credit/Financing Approval Authority Limit (LKPK/P) Cash and Non-Cash			Approved	
		On The Spot (OTS) Implementation Limit in the Credit/Financing Process			Approved	
2.	February 06, 2024	*Term Loan Facility Approval Authority Limit*	Risk Management Division	5	Approved	80%
		Credit Line/Transaction Facility Decision Authority Limit			Approved	
		Credit/Financing Approval Authority Limit (LKPK/P) Credit Committee			Approved	
		Credit/Financing Approval Authority Limit (LKPK/P) Cash and Non-Cash			Approved	
		On The Spot (OTS) Implementation Limit in the Credit/Financing Process			Approved	
3.	June 05, 2024	Review of Credit/Financing Portfolio Guidelines	Risk Management Division	2	Approved	91%
		Review of 2024 CKPN Fare			Implemented by follow-up committee	
4.	July 15, 2024	Review of Current Ratio (CR) and Debt to Equity Ratio (DER) provisions in the Credit/Financing Portfolio Guidelines	Risk Management Division	2	Approved	91%
		Review of 2024 CKPN Fare			Approved	

Product Committee

PRODUCT COMMITTEE

The Product Committee is established for the management of policies and monitoring of products to ensure success in developing and evaluating products in line with the Bank's business plan.

STRUCTURE AND MEMBERSHIP OF THE PRODUCT COMMITTEE

POSITION	Served by	Voting Rights Status
Chairman	President director	Have voting rights
Alternate Chairman	a. Director of Operations; or b. Director of IT and Digital	Have voting rights
Secretary	a. VP Product Development; or b. VP Digital Banking	Have no voting rights
Permanent Members	a. Director of Fields; b. Director of Compliance; and c. Related SEVP	a. Have voting rights b. Have no voting rights c. Have voting rights
Invitation	a. Related VP; and b. Related Work Unit AVP	Have no voting rights

DUTIES, AUTHORITY, AND RESPONSIBILITIES OF PRODUCT COMMITTEE

Duties and Authorities

1. Deliberate, establish, and evaluate business strategies through product development, encompassing both digital and non-digital aspects, covering conventional and Sharia products. This includes the development of new and advanced products.

2. Monitor and evaluate the performance of products and make decisions regarding product sustainability based on initiator recommendations (whether to continue, develop, cease, or close a product).
3. Discuss and resolve strategic business issues related to product development.

Responsibilities
1. Execute tasks, particularly those related to product development, professionally, optimally, accurately, securely, and competitively.
2. Ensure that product development and its policies align with the established business strategy.

PRODUCT COMMITTEE MEMBERS PROFILE

Profiles of Product Members can be seen in the Profiles of the Directors and the Profile of Division Leaders in the Company Profile Chapter in this Annual Report.

STATEMENT OF INDEPENDENCE OF THE PRODUCT COMMITTEE

All committee members have no affiliation with Other Directors, Commissioners or Controlling Shareholders, are not shareholders of the Company which can affect their ability to act independently, Commissioners, Directors or employees of companies that have affiliation or business with the Bank.

MEETINGS AND IMPLEMENTATION OF DUTIES OF THE PRODUCT COMMITTEE

No	Meeting Date	Agenda	Initiator Division	Number of Agendas	Committee Results	Presence (%)
1.	February 19, 2024	Product Committee #01	Fund & Services Division	2	Approved	100%
			Consumer Credit Division	2	Approved	100%
2.	December 03, 2024	Product Committee #02	International Banking Division	3	Approved	90%
			Treasury Division	3	Approved	
			Fund Services Division	1	Approved	
			Sharia Business Division	3	Approved	
			Consumer Credit Division	3	Approved	

Implementation of Governance In Provision of Remuneration for Commercial Banks In Accordance With POJK 45/POJK.03/2015

Basis of Remuneration Determination

The basis for the preparation of the determination of remuneration, namely:
1. Law Number 40 of 2007 dated August 16, 2007 concerning Limited Liability Companies.
2. OJK Regulation Number 17/POJK.03/2023 dated September 14, 2023 concerning Implementation of Governance for Commercial Banks.
3. OJK Regulation number 45/POJK.03/2016 dated December 23, 2016 concerning Implementation of Governance in the Provision of Remuneration for Commercial Banks.
4. OJK Circular Letter Number 40/SEOJK.03/2016 dated September 26, 2016 concerning Implementation of Governance in the Provision of Remuneration for Commercial Banks.
5. OJK Regulation Number: 17 of 2023 concerning Implementation of Governance for Commercial Banks.
6. Deed of Establishment of PT Bank Pembangunan Daerah Jawa Timur Number 1 dated May 1, 1999.
7. Bank Jatim Articles of Association.

Based on the application of the Financial Services Authority Regulation POJK Number 45/POJK.03/2015 concerning the Implementation of Governance in Providing Remuneration for Commercial Banks, Bank Jatim implemented governance in the provision of remuneration which considered several aspects including bank ability and appropriateness, competitive, fair and based on risk could be accounted for and in accordance with the prevailing laws and regulations. The Company might postpone the provision of deferred variable remuneration (malus) or withdraw the variable remuneration that had been paid (clawback) to officials classified as Material Risk Taker (MRT), with the following conditions:
1. The Company may postpone the payment of deferred variable Remuneration (malus) to Material Risk Taker under certain conditions, namely:
   - The Bank experience bankruptcy.
     Namely a condition in which the Bank's balance sheet (Profit and Loss Statement) experiences a loss (negative profit).
   - There was a fraud committed by Material Risk Takers that caused losses to the Bank.
     It is a condition where the MRT has been proven to have committed fraud through a decision that has permanent legal force (inkracht van gewijsde).
2. Variable remuneration must be deferred at a certain percentage determined by the Company.

3. The Malus implementation procedure is carried out by suspending or canceling the remuneration that is still suspended if certain conditions occur according to point 1 above.

Remuneration and Nomination Committee

The Board of Commissioners formed a Remuneration and Nomination Committee which aimed to assist in carrying out its functions and duties in areas related to the remuneration and nomination of members of the Board of Directors and the Board of Commissioners. The remuneration and nomination committee had duties and responsibilities, including:

1. Regarding the mandatory remuneration policy:
   a. Evaluating the remuneration policy based on performance, risk, fairness and peer group, long-term goals and strategies of the Bank, fulfillment of reserves as stipulated in legislation and potential future bank earnings;
   b. Delivering evaluation results and recommendations to the Board of Commissioners regarding the remuneration policy for the Board of Directors and the Board of Commissioners to be submitted to the GMS.
   c. Delivering evaluation results and recommendations to the Board of Commissioners regarding the overall remuneration policy for employees to be submitted to the Board of Directors;
   d. Ensuring that the remuneration policy is in accordance with applicable regulations.
   e. Conduct regular evaluations of the implementation of remuneration policies.
2. Regarding the mandatory nomination policy:
   a. Preparing and providing recommendations regarding the system and procedure for selecting and / or replacing members of the Board of Directors and members of the Board of Commissioners to the Board of Commissioners to be submitted to the GMS;
   b. Providing recommendations regarding candidate members of the Board of Directors and / or candidates for members of the Board of Commissioners to the Board of Commissioners to be submitted to the GMS;
   c. Providing recommendations regarding Independent Parties who would become members of the audit committee to the Board of Commissioners in accordance with applicable regulations.

Scope of Remuneration Policy and its Implementation

In relation to the enactment of OJK Regulation No. 45/ POJK.03/2015 concerning the Implementation of Governance in Providing Remuneration for Commercial Banks, Bank Jatim has established a remuneration policy for the Company's Board of Directors, which was approved through the Board of Commissioners' Decree dated January 18, 2023, and the Board of Directors' Decree dated April 18, 2023, related to the Total Reward policy for employees. The remuneration policy was the bank's strategy in providing rewards to employees, which were adjusted to the Bank's ability to accommodate changes in employee demographics, managing labor costs, and in order to encourage the achievement of Bank Jatim's business goals. Bank Jatim remuneration was prepared with the aim of being able to attract, maintain, motivate, and increase employee engagement in order to continuously provide optimal performance, support the vision, mission and strategy of Bank Jatim.

Bank Jatim sets the remuneration into 2 (two), namely:

1. **Permanent Remuneration**
   - Remuneration policies that are permanent in nature at least pay attention to:
     Business scale, complexity, peer group, inflation, f inancial conditions, capabilities, applicable laws, and regulations. The fixed remuneration consists of an honorarium, housing allowance, Communication Allowance, Holiday Allowance, Leave Allowance, Health Facilities/Costs, and other Facilities/Allowances determined by the Bank. This remuneration is unrelated to performance.
2. **Variable remuneration**
   The variable component of remuneration is linked to performance and risk, including bonuses (tantiem) and other Facilities/Allowances determined by the Bank as remuneration provided based on performance. Tantiem is granted in the form of cash and shares or stock instruments issued by Bank Jatim.

Performance Measurement Associated with Remuneration

Bank Jatim applied competency-based remuneration by measuring performance related to remuneration including a review of remuneration policies related to performance appraisal, methods of linking individual remuneration with Bank Jatim performance. Performance appraisal used a Key Performance Indicator (KPI) which consisted of an individual performance assessment and each work unit.

The application of the remuneration strategy was also carried out by taking into account the performance of each individual employee (based on performance) and the performance of the work unit while still paying attention to the availability of the company's budget. In general, Bank Jatim provided remuneration to employees in the form of monthly salaries, Overtime Allowance, Meal Allowance, Periodic Salary Increase, Holiday Allowance (THR), Annual Leave Pay, Extended Leave Allowance, Communication Allowance, Car Allowance Program (CAP), Motor Allowance Program (MAP), Structural Allowance, Incentives, Performance Bonus, and Production Incentive. Bank Jatim also provided health facilities for employees and their families including inpatient care, outpatient care, childbirth,

general check-ups, replacement of glasses and outpatient assistance programs for Bank Jatim pensioners.

Remuneration Adjustment Associated With Performance and Risk

Bank Jatim provided remuneration that was variable in nature, namely remuneration that was linked to performance and risks, including performance bonuses, production services, bonuses and other forms of remuneration that could be equated with this. Remuneration in the form of tantiem could be given in cash and in shares issued by Bank Jatim with the provisions stipulated in the Decree of the Board of Commissioners dated January 18, 2023.

The Process of Preparing a Remuneration Policy

The remuneration policy became one of the important factors in obtaining and/or retaining competent and qualified employees, executive officers, Directors and Board of Commissioners. The remuneration policy became Bank Jatim's strategy in providing rewards that were adjusted to Bank Jatim's ability to accommodate changes in employee demographics, managing labor costs, and in order to encourage the achievement of Bank Jatim's business goals. Bank Jatim remuneration was prepared with the aim of being able to attract, retain, motivate, and increase employee engagement in order to continuously provide optimal performance, support the vision, mission and strategy of Bank Jatim. Bank Jatim remuneration policy formulation considered:

1. The creation of effective risk management.
   - The remuneration policy had to be able to trigger an increase in performance.
2. Financial Stability;
   - The remuneration policy also considered inflation and the Bank's financial condition.
3. Adequacy and capital of the Bank;
   - The remuneration policy could maintain the continuity of the Bank's business in order to be able to survive and develop, and be able to compete in the global market and in its peer groups. The Bank's capital adequacy included capital adequacy in order to comply with regulatory capital and the Individual Capital Adequacy Assessment Process (ICAAP).
4. Long-term and short-term liquidity needs;
   - The remuneration policy had to consider the Bank's ability.
5. Potential future income;
   - The remuneration policy had to be in accordance with the Bank's long-term strategy.

Name of Extern Consultants and Duties of Consultants Related to Remuneration Policy

In determining the remuneration policy, the Bank collaborates with Wilis Tower Watson, which is tasked with conducting benchmarking and/or salary surveys in accordance with the Bank's request regarding the remuneration policy so that it can always follow developments in the labor market.

Remuneration Package and Facilities Received by The Board of Directors and Board of Commissioners

The remuneration package and facilities received by the Board of Directors and the Board of Commissioners have been presented in the Sub-Title of Remuneration of the Board of Commissioners and Directors of the Corporate Governance Chapter in this Annual Report.

Variable Remuneration

Bank Jatim provides variable remuneration in the form of performance bonuses, production services, tantiem and other forms of remuneration that can be equated with that.

Number of Directors, Board of Commissioners and Employees Receiving Variable Remuneration During 1 (One) Year

Position	Amount
Board of Commissioners	5 Employees
Board of Directors	7 Employees
Employee	4.671 Employees

Position and Number of Parties Who Are Material Risk Takers

Position	Amount
Board of Commissioners	5 Employees
Board of Directors	7 Employees

Shares Options Owned by Directors, Board of Commissioners, and Executive Officers

A description of the Shares Options Owned by the Board of Directors, Board of Commissioners and Executive Officers is explained in the Performance-Based Long-Term Compensation Policy section of the Corporate Governance Chapter in this Annual Report.

Highest and Lowest Salary Ratio

Description	Ratio
Main Commissioner Salary with Other Commissioners	1,11 : 1
President Director Salary with Other Directors	1,25 : 1
President Director Salary with Highest Employee Salary	2,38 : 1
Director Salary with Highest Employee Salary	1,90 : 1
Highest Employee Salary with Lowest Employee	12,29 : 1

Number of Recipients and Total Amount of Variable Remuneration Guaranteed Without Condition

Position	Amount	Nominal (in millions of Rupiah)
Board of Commissioners	4 employees	251.100.000,-
Board of Directors	6 employees	600.000.000,-

Number of Employees Affected By Termination of Employment and Total Nominal of Severance Pay Paid

Information	Number of Employees	Severance pay (in millions of Rupiah)
Dismissed	26	237.395.805,24
Deceased	7	1.696.250.978,86
Retired	90	33.666.634.657,75
Grand Total	123	35.600.281.441,85

Total Amount of Deferred Variable Remuneration

Position	Amount	Nominal
Board of Commissioners	5 employees	505.546.323,79
Board of Directors	6 employees	887.290.106,65

Total Amount of Deferred Variable Remuneration Paid During 1 (One) Year

Position	Amount	Nominal
Board of Directors	5 employees	941.116.263,63

Total Remuneration Provided in One Year

Position	Amount	Nominal
Board of Commissioners	5 employees	15.129.704.673,37
Board of Directors	7 employees	33.962.469.135,19

Quantitative Information

Types of Variable Remuneration*)	Remaining Pending	Total Deductions During the Reporting Period		
		Caused Explicit Adjustment (A)	Caused Implicit Adjustment (B)	Total
Cash (in million rupiah)	2.804.565.461	(A)+(B)	-	-
Shares/share-based instruments issued by the Bank (in shares and a nominal value of millions of rupiah which is the conversion of the said shares)	5.875.033.409	-	-	-
Total	**8.679.598.870**	**-**	**-**	**-**

Note: *) Only for MRT

Public Accountant

External Audit Function

Based on the Financial Services Authority Regulation No. 32/POJK.03/2016 concerning Amendments to Financial Services Regulation No. 6/POJK.03/2015 concerning Transparency and Publication of Bank Reports, an audit of the Bank Jatim Financial Statements for the 2023 financial year has been carried out by an independent, competent, professional, and objective public accountant following the Public Accountant Professional Standards, as well as work agreements and scope established audits.

For the audit process to follow the Professional Standards for Accountants and work agreements and the audit scope that has been determined and completed according to a predetermined time target, meetings are routinely held to discuss several significant essential issues. Bank Jatim is always trying to improve communication between Public Accountants, the Audit Committee, and the management of Bank Jatim to minimize problems during the audit process.

The appointment of a Public Accounting Firm and audit fees follow OJK Regulation No.13/POJK.03/2017 and OJK Circular Letter No. 36/ SEOJK.03/2017 and the resolutions of the Annual GMS. Public Accounting Firm and Public Accountant (partner in charge) registered with the Financial Services Authority.

Public Accountant Appointment

The audit of Bank Jatim's financial statements ending December 31, 2023 was carried out based on the Cooperation Agreement Number First Party 062/137/DIR/AMK/PKS and Number Second Party E095.XI/ADH/2023 Dated November 22, 2023 to PUBLIC ACCOUNTING FIRM (KAP) PAUL HADIWINATA, HIDAJAT, ARSONO, RETNO, PALILINGAN & REKAN with an audit fee of IDR 1,175,000,000 (One Billion One Hundred Seventy Five Million Rupiah) including VAT.

Public Accounting Firm Services to Banks include:

1. Independence Statement Letter to Bank Jatim
2. Inspection schedule including interim inspection schedule
3. Independent Auditor's Report on the Financial Statements for the period ended December 31, 2023 with comparative figures for the period ended December 31, 2022 in the form of:
   a. Financial Position Statement;
   b. Profit and Loss Statement and Other Comprehensive Income;
   c. Statement of Changes in Equity;
   d. Cash Flow Statement;
   e. Publication Statement;
   f. Notes to the Financial Statements, including information on commitments and contingencies;
   g. Other reports in accordance with:
      - Decision of the Chairman of the Capital Market and Financial Institution Supervisory Agency No: KEP-347/BL/2012 Regulation VIII.G.7 regarding the Presentation and Disclosure of Financial Statements by Issuers or Public Companies.
      - Decision of the Board of Directors of PT Jakarta Stock Exchange No: Kep-306/BEJ/07-2004 regarding Regulation No. I-E on the Obligation to Submit Information. This information must be presented in two versions, namely in both Bahasa Indonesia and English (Bilingual), consisting of one (1) original and fifty (50) hard copies, including the soft copy.
4. Management Letter (ML) Report in Indonesian, 10 (ten) copies including softcopy.
5. Independent Auditor's Report on compliance with laws and regulations and internal control in accordance with Auditing Standards Statement (PSA) No. 62 in Indonesian, 10 (ten) copies including softcopy.
6. The results of the examination in the form of documents mentioned in the scope of Public Accountant Services for the Audit of the Financial Report of PT Bank Pembangunan Daerah Jawa Timur, Tbk which ends on December 31, 2023,

including the Sharia Business Unit along with working papers including other documents related to the examination become the rights of PT Bank Pembangunan Daerah Lawa Timur, Tbk.

7. PUBLIC ACCOUNTING FIRM (KAP) PAUL HADIWINATA, HIDAJAT, ARSONO, RETNO, PALILINGAN & REKAN has communicated with the Financial Services Authority (OJK) to discuss the scope of the audit of Bank Jatim's Financial Report ending on December 31, 2023.

Public Accounting Firms, Accountant Names and Audit Service Fees

Table of Public Accounting Firms, Accountant Names and Audit Service Fees.

Year	Public Accounting Firm	PAF period	Name of Accountant (Partner in Charge)	AP Period	*Audit Service Fee (Million Rupiah)*
2024	Paul Hadiwinata, Hidajat, Arsono, Retno, Palilingan & Partner	3rd Period	Ary Daniel H	3rd Period	1.875
2023	Paul Hadiwinata, Hidajat, Arsono, Retno, Palilingan & Partner	2nd period	Ary Daniel H	2nd period	1.175
2022	Paul Hadiwinata, Hidajat, Arsono, Retno, Palilingan & Partner	1st period	Ary Daniel H	1st period	1.121
2021	Kanaka Puradiredja, Suhartono	1st period	Florus Daeli	1st period	1.300
2020	Amir Abadi Jusuf, Aryanto, Mawar & Partner (RSM Indonesia)	1st period	Bimo Iman Santoso	1st period	1.485

Other Services Provided by Accountants

During 2024, there were no other services provided by accountants.

Internal Control System

In order to create and improve the quality of risk management implementation that supported the effectiveness of a riskbased Bank supervision framework, Bank Jatim was required to have an Internal Control System (SPI) that was reliable and effective in managing its risk which was determined by the Bank's management on an ongoing basis, in order to:

1. Safeguard and secure the assets of the Bank.
2. Ensure the availability of more accurate reports.
3. Increase compliance with applicable regulations.
4. Reduce the financial impact or the impact of losses, irregularities including fraud and violations of prudential aspects.
5. Increase organizational effectiveness and increase cost efficiency.

The Internal Control System (SPI) is a monitoring mechanism established by the management of Bank Jatim on an ongoing basis. An effective SPI is an essential component in management and forms the basis for sound and safe Bank operational activities. Implementing an effective internal control system can assist Bank management in safeguarding Bank assets, increasing Bank compliance with applicable laws and regulations, and reducing the occurrence of losses, deviations, and violations of prudential aspects.

Implementing a reliable and effective internal control system for the Bank is the responsibility of all risk-taker units, support units, and the Internal Audit Division. The internal control system for risk refers to the overall internal control system, which includes:

1. The Bank implements an effective internal control system in implementing Risk Management regarding established policies and procedures. Applying the principle of segregation of functions (four eyes) is sufficient, and the principle is implemented consistently.
2. Comprehensive internal control system in the implementation of Risk Management
3. Implementation of a review of the implementation of Risk Management
4. The results of the review assessment by the Company's Risk Management Division are submitted to the Board of Commissioners, Internal Audit Division, Compliance and Risk Management Director, Audit Committee, and other relevant Directors as input in order to improve the Risk Management framework.
5. Improvements to the findings of internal and external audits monitored by the Internal Audit Division. The Internal Audit Division informs audit findings that have yet to be followed up to the Board of Directors to take the necessary steps.
6. The level of responsiveness to weaknesses and/or deviations that occur against the applicable internal and external regulations.

Purpose

1. Compliance with statutory provisions and regulations or compliance objectives.
2. The objective of compliance was to ensure that all of the Bank's business activities were carried out in accordance with the laws and regulations, both those issued by the government, FSA, Bank Indonesia as well as internal policies, regulations and procedures stipulated by the Bank.
3. The availability of financial and management information that was complete, accurate, appropriate, and timely or information purposes.
4. The purpose of information was intended to ensure the availability of complete, accurate, efficient, and timely reports required in order to make appropriate and accountable decisions.
5. Effectiveness and efficiency in the Bank's business activities or operational objectives.
6. Operational objectives were intended to increase the effectiveness and efficiency of the use of assets and other resources in order to protect the Bank from the risk of loss.
7. Increasing the effectiveness of the risk culture in the Bank's organization as a whole or the objectives of the risk culture.
8. The objective of risk culture was intended to identify weaknesses and assess deviations early as well as to continuously assess the reasonableness of existing policies and procedures in the Bank.

Environment of Control

The control environment provided direction for the organization and affected the controlling awareness of the people within the organization. Factors that influenced the control environment were integrity and ethical values, commitment to competence, the Board of Directors and the Audit Committee, management style and operating style, organizational structure, granting of authority and responsibility, HR practices and policies.

The adequacy of the Bank's internal control was assessed based on the controls inherent in activities in accordance with the policies, systems and procedures implemented including activity control, physical control, compliance and limit provisions, reconciliation procedures, separation of functions and other elements of control.

Risk Assessment

Measurement of Risk was the identification of entities and analysis of relevant risks to achieve their goals forming a basis for discovering how risks should be managed. Bank Risk Assessment became a series of activities to identify, measure, monitor and control risks. Risk Assessment was carried out on all types of risks inherent in the Bank's processes / activities.

Bank-wide risk assessment was carried out by the risk management unit (SKMR) on a quarterly basis as outlined in the Bank's risk profile report. The assessment covered all risks faced by the Bank which included credit risk, market risk, liquidity risk, operational risk, legal risk, reputation risk, strategic risk and compliance risk.

Control Activities - Financial and Operational Control

Controls were classified as policies and procedures related to performance reviews, information processing, physical controls, and segregation of duties.

Reviewing the performance of Branches and Supporting Branches compared to predetermined targets is routinely carried out every 4 (four) months by the Board of Directors, which was carried out on August 3, 2023 and August 4, 2023 (Review Cawu II 2023). This will encourage control activities at Branches and Sub-Branch Offices, especially regarding control of performance targets for Third Party Funds, Loans, Liquidity Ratios, Earning Assets Quality, Earnings, Effectiveness, and Efficiency. However, in the event of a decline or failure to achieve operational performance, the Board of Directors coordinates the areas that cause the decline in performance by making action plans for future improvements and intensive monitoring.

The Internal Audit Division also conducts an examination of the organizational structure at Branch Offices, Sub-Branch Offices, and Cash Offices based on sampling, which includes vacancies, segregation of duties, concurrent positions, and competence of officers in carrying out operational activities during the General Audit.

Information System Control through TSI examination with the scope of Information Technology (IT) Audit covering Management & Governance; Development & Operations Process and Security Management. In addition, as an obligation to comply with regulatory authorities, thematic examinations of the Indonesian National Standard ISO 27001:2013 for Information Security Management System and ISO 20000:2018 for Core Banking System Service Management System, JConnet Internet Banking, JConnet Mobile Banking, and JConnet SMS Banking of Bank Jatim are conducted. The examination scope includes an assessment (gap analysis) of the Bank's internal policies and procedures against the Indonesian National Standard ISO.

Documentation Control, ensured that:

a. Documentation of policies, procedures, systems, accounting standards, and adequate audit trail processes that are easily accessible to all Bank Jatim employees through the Compliance Portal.
b. Easy access to documentation if needed for examination purposes.
c. Adequate document accuracy and availability.

Separation of Functions

The separation of functions was intended so that everyone in his position did not have the opportunity to commit and hide mistakes or deviations in the implementation of his duties. the Branch organizational structure, the functions of credit analysis and business administration and legal officers have been separated. The subordinate credit analysts report to the credit supervisor, while the business administration and legal officers report to the Business Administration & Legal Supervisor.

Physical Asset Control

Examination ensured the implementation of physical safeguards for Branch assets including physical numbers, records and regular checks between physical and records, safe placement of assets and arrangements for authorized officers including credit collateral documents, for example cash checks, inventories, physical checks of credit collateral, marketable papers and fixed assets.

Compliance With Other Laws and Regulations

Control of compliance with laws and regulations is generally carried out by the Compliance Unit. The Compliance Work Unit must be independent and only responsible directly to the Director in Charge of the Compliance Function. The duties and responsibilities of the Compliance Unit include, among others, identifying, measuring, monitoring, and controlling Compliance Risk with reference to OJK regulations governing the implementation of risk management for commercial banks and OJK regulations governing the implementation of risk management for Islamic commercial banks and sharia business unit. In addition, the Compliance Unit also assesses and evaluates the effectiveness, adequacy, and conformity of the Bank's policies, provisions, systems and procedures with statutory provisions.

In improving the effectiveness of controlling compliance with laws and regulations, the Compliance Unit has carried out its duties, among others, to improve the culture of compliance in work units both offline and online, and to continuously improve employee understanding on the applicable rules and regulations, identify, measure, monitor, and control compliance risk to minimize the occurrence of compliance risk by using an application that will be built through a web portal, as well as developing a compliance portal so that it can function effectively to support the performance of all work units. , as well as integrating external requirements summary working papers on the compliance portal.

Information and Communication

Information and Communication became the identification, capture and exchange of information in a form and time that enables people to carry out their responsibilities. Strengthen effective communication channels with systems enabled the information and communication distribution immediately and accurately to reinforce the understanding and implementation of internal control objectives, processes, and responsibilities involving the Board of Commissioners, Management, related Divisions to employees, as designed to provide adequate assurance about achievement the purpose of the Bank.

In carrying out its functions, internal audit as a strategic partner for the Bank in achieving its activity objectives always provided Assurance and Consultations that provided added value to improve the Bank's performance, internal audit had to be independent, objective, professional and had adequate compensation and had the authority to gain access to information complete in carrying out its duties, because this would provide assurance to the Bank regarding the quality and effectiveness of internal control, risk management as well as governance processes and systems to protect the assets of the bank, the organization and the reputation of the Bank.

Monitoring Activities

Monitoring activity was a process that determined the quality of internal control performance over time. Monitoring included determining the design and operation of controls in a timely manner and taking corrective action. To ensure the quality of internal control system sustainable and periodic has carried out and the necessary improvements in the making aligned with existing conditions, particularly by continuous monitoring (ongoing monitoring). Passive/off-site inspection mechanisms or separate evaluation is centrally conducted by the Internal Audit Division Head Office with the observations, research, and analysis of bank functional activities and branch performance aims to obtain information in the shortest possible time and identifying Branch problems so it can take corrective action to the responsible parties.

Compliance with The Committee of Sponsoring Organizations of Tradeway Commission Internal Control Framework (COSO)

1. Control environment. Control environment factors included ethical values and competence of people and entities, management philosophy and operating styles that prioritize integrity and corporate values which are implemented in management control as a reference as a standard of corporate behavior. The Board of Commissioners also monitors the evaluation of the implementation of internal control made by internal auditors and external auditors with the aim of ensuring that there are improvements to bank problems that can reduce the effectiveness of internal control. Management also strives to place individuals with integrity, competence and effectiveness in their work (right man in the right place).
2. Measuring risk (risk assessment). Management identified, analyzed, and measured risks to ensure adequacy that the risks in a company were managed in accordance with the risk appetite relevant to the business and operations of the bank in order to achieve the specified business plan, by establishing risk identification and risk management criteria to produce reliable financial reports.
3. Control activities. Actions taken by management in the context of internal control relating to the implementation of bank operations, especially the implementation of risk management, implementation of Good Corporate Governance in achieving the targets set by management, were sufficient, effective and safe. Mainly by taking steps, including evaluating or updating policies and procedures, as well as evaluating the security of all business functions and applications and networks included in Business Continuity Management.
4. Information and communication. Strengthening effective lines of communication with a system that allowed the distribution of information and communication quickly and accurately to support the understanding and implementation of internal control objectives, processes and responsibilities involving the Board of Commissioners, Management, related divisions and employees, which were designed to provide adequate assurance about the achievement of company objectives.
5. Monitoring. In order to ensure the quality of internal control in a sustainable and periodic manner and that the necessary improvements had been made according to existing conditions, it was necessary to carry out continuous monitoring (on going monitoring). Monitoring in the first line of defense is in the form of an Internal Control System attached to each risk taking unit, while monitoring carried out on the second line of defense in the first line of defense had to be carried out proactively and continuously in each risk taking unit.

Evaluation of Implementation of Internal Control System

The implementation of a reliable and effective internal control system became the responsibility of all parties involved in the Bank organization, among others, as follows:

1. Board of Directors
   The Board of Directors of the Bank was responsible for creating and maintaining an effective internal control system as well as ensuring that the system run safely and reliably in accordance with the internal control objectives set by the Bank. Meanwhile, the Director in charge of compliance and risk management functions had to play an active role in preventing irregularities by establishing policies related to the principle of prudence and disseminating information to all employees.
2. Board of Commissioners
   The Board of Commissioners of the Bank was responsible for supervising the implementation of internal control in general, including the Board of Directors' policies that stipulate such internal control.
3. Internal Audit Work Unit
   The Internal Audit Unit had to be able to evaluate and play an active role in improving the effectiveness of the Internal Control System on an ongoing basis with regard to the implementation of Bank operations that had the potential to cause losses in achieving the targets set by bank management. In addition, Banks needed to pay attention to the implementation of an independent internal audit through adequate reporting channels, and the expertise of the internal auditors in particular on the practice and application of risk assessment.
4. All Bank Officers and Employees
   Every bank officer and employee had to understand and implement the internal control system established by bank management. Effective internal control increased the responsibilities of bank officers and employees, promote an adequate risk culture and compliance culture, and accelerate the identification process of unhealthy banking practices and to the organization through an efficient early detection system.
5. External parties
   External parties of the bank included the Financial Services Authority, Bank Indonesia, external auditors, and bank customers with an interest in the implementation of a reliable and effective SPI of a bank.

Results of the Internal Control System Evaluation conducted by the Board of Directors through a review, namely the Board of Directors periodically (every quarter) reviews the operational performance report of the Head of Work Unit (Branch Head) through this review, evaluates findings such as the problem of weakness in the Internal Control System, Financial Report

Errors or other irregularities (fraud). The evaluation results show that the implementation of Bank Jatim's internal control system during 2024 has been effective and adequate

Statement of the Board of Directors and/or the Board of Commissioners on the Adequacy of the Internal Control System

The Board of Commissioners and the Board of Directors provide direction on the results of the audit report on the Adequacy of the Internal Control System that has been carried out by the Internal Audit Division by holding regular coordination meetings regarding issues that are obstacles in the Bank's operations and achievement of bank performance including discussions regarding the findings of Internal Audit within a certain period. Board of Commissioners and Directors assess that the internal control system is effective and adequate.

Risk Management

Risk Management is a controlling risk activity through the process of identifying, measuring, evaluating and monitoring to a portfolio in estimating potential losses that might occur. Thus, the application of risk management was expected that the risks that had the potential to occur could be mitigated and minimized.

Risk Management Framework

The implementation of Risk Management at Bank Jatim is conducted in line with the Enterprise Risk Management (ERM) framework. This framework provides the basis for a proactive and forward-looking risk management process to ensure the achievement of a healthy and sustainable business growth while comprehensively managing capital. Within the ERM framework, risks are managed in an integrated manner through aligning risk appetite with business strategies.

The primary objective of implementing ERM is to enable the Bank to achieve its business targets and plans while adhering to the principle of prudence, maintaining good financial performance, and ensuring compliance with applicable regulations. This is realized through the establishment of a strong risk culture that serves as the foundation for control mechanisms within the ERM framework. Additionally, the Bank prepares risk mitigation measures to align risk exposure with the predetermined risk appetite.

The ERM framework refers to and aligns with the scope of risk management set by the Financial Services Authority, which includes, among other things:

1. Active oversight by the Board of Commissioners and Directors.
2. Adequacy of policies, procedures, and limit determinations.
3. Adequacy of processes for risk identification, measurement, monitoring, and control, as well as risk management information systems.
4. Comprehensive internal control systems.

In simple terms, ERM encompasses a "top-down strategic" and "bottom-up tactical" risk management approach that complement each other. The main components within the ERM framework are depicted in the following diagram:

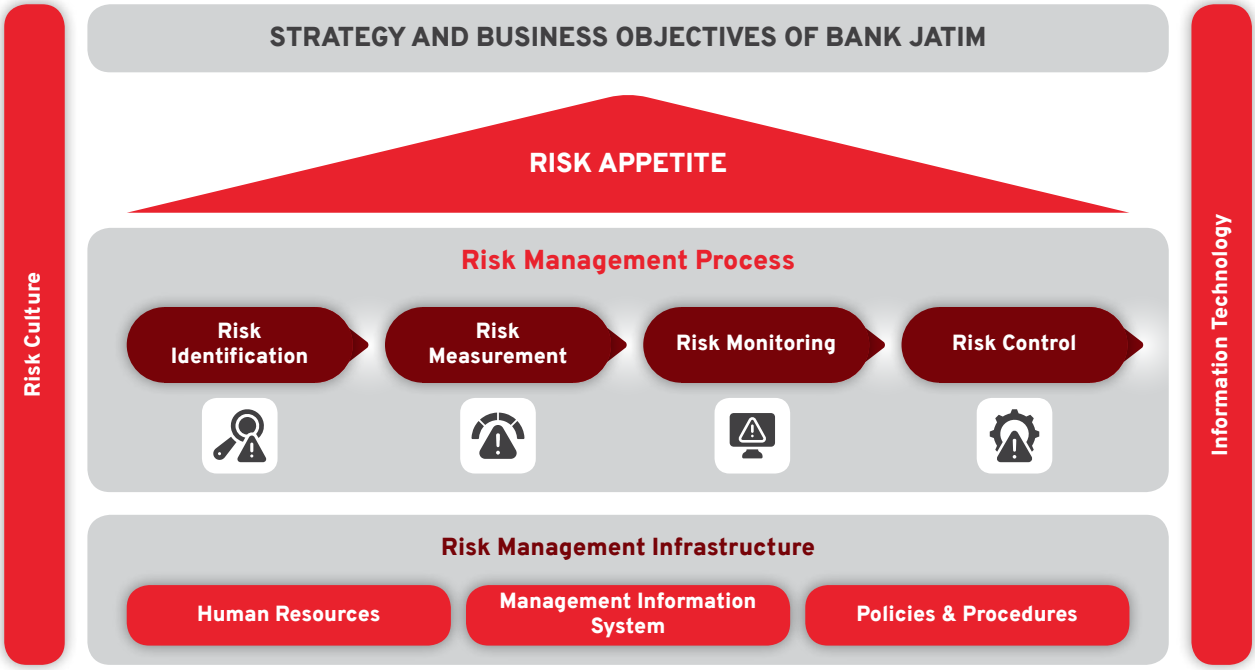

1. **Risk Culture**
   The Bank integrates risk management as an inseparable part of its corporate culture and decision-making processes. The Bank's risk management philosophy is embedded in the Three Lines of Defense approach, where risks are managed during risk-taking activities. There is a clear division of responsibilities for risk ownership among different departments in the Bank.
2. **Information Technology**
   The implementation of information technology in risk management during the digitization era plays a crucial role in supporting the organization in the effective identification, measurement, monitoring, and control of risks.
3. **Human Resources**
   Having personnel with appropriate skills and expertise is key to ensuring that the ERM framework functions effectively.
4. **Management Information System**
   An adequate Management Information System supports risk management activities. To enhance the effectiveness of risk measurement processes, the Bank must have an information system that provides accurate and timely reports and data to support decision-making by management and generate reports for risk monitoring.
5. **Policies and Procedures**
   Ensuring the adequacy of policies and procedures serves as the foundation for a consistent viewpoint across all organizational units in the daily risk-taking activities.
6. **Risk Management Process**
   The objective of a good risk management process is to manage inherent risks in the Bank's activities with the goal of providing sustainable added value to the entire Bank's operations. The risk management process is conducted as part of daily activities with the aim of ensuring that risks are considered, evaluated, and responded to in a timely and appropriate manner.
   a. **Identification and Risk Assessment**
      To establish effective risk management, risks need to be clearly defined, proactively identified, and continuously assessed based on a forward-looking approach. Accurate identification and assessment of risks focus on awareness and understanding of all major inherent risks in business activities or key risks that may arise from external factors or uncertainties.
      The Bank conducts risk identification through the self assessment of the Risk Profile at the PRC branch as a Risk Control Self-Assessment tool. This structured approach allows the First Line of Defense to identify and assess key risks and controls, enabling them to plan appropriate corrective actions to minimize existing risk exposure.
   b. **Risk Measurement**
      Risk measurement aims to gauge the Bank's risk profile to obtain an effective overview of the implementation of risk management by understanding the magnitude of risk in a product, portfolio, and activity, as well as its impact on the Bank's profitability and capital.

c. **Monitoring and Reporting**
Risk monitoring aims to continuously evaluate risk exposure and refine reporting processes when there are changes in the Bank's business activities, products, transactions, risk factors, information technology, and risk management information systems that are material. These risks are monitored and reported periodically to ensure they remain within the Bank's risk appetite limits.

d. **Risk Management and Control**
Risk management and mitigation are integral parts of the bank's business, aiming to reduce risks to a manageable level and within the limits of risk appetite.

7. **Risk Appetite**
Risk Appetite is the level of risk that the Bank's management is willing to take and accept in order to achieve strategic and business objectives. Risk Appetite is dynamic and changes in accordance with shifts in the Bank's business priorities, risk management capabilities, and external conditions. The purpose of the Risk Appetite framework is to ensure that the boundaries of acceptable risk-taking activities align with the Bnk's business strategy and operational plans. It should be clear and detailed enough to serve as a guide for senior management and frontline employees across all business units in their daily decision-making. The process of establishing Risk Appetite is conducted periodically, typically on an annual basis.

8. **Business Strategy and Objectives**
For effective risk management implementation, the Bank's management must develop an organizational structure that aligns with business goals, size, complexity, and inherent risks. In managing risk management, a robust corporate governance structure is essential to enhance the four eyes principle and transparency throughout the risk management processes. This ensures the effectiveness and consistency of the ERM Framework implementation.

Risk Management System

Based on the OJK Regulation Number 18/ POJK.03/2016 dated March 16, 2016, concerning Application of Risk Management for Commercial Banks and OJK Circular Letter Number 34/SEOJK.03/2016 dated September 1, 2016, concerning Application of Risk Management for Commercial Banks. Bank Jatim Risk Governance Structure was developed based on the Four Pillars of Risk Management Implementation, namely:



Active Supervision of The Board of Commissioners and Directors

Implementing good corporate governance, the Board of Commissioners and the Board of Directors always carry out active supervisory functions over all operational and strategic activities of the Bank. This supervision is carried out to ensure compliance with applicable regulations and to optimize the Bank's performance in facing the challenges of the dynamic financial industry. For this reason, the Board of Commissioners and the Board of Directors must understand the Risks faced by the Bank and provide clear direction, carry out active supervision and mitigation and develop a Risk Management culture within the Bank's organization.

In order to support the implementation of Risk Management effectively, the Board of Directors is actively involved in the Risk Management Committee and the formation of Committees within the Board of Commissioners structure such as the Risk Monitoring Committee and the Audit Committee. The duties, responsibilities and authorities of the Board of Commissioners and the Board of Directors are as follows:

Active Surveillance	Duties, Responsibilities and Authorities
board of Commissioners	1. Ensuring that the implementation of Risk Management was adequate in accordance with the characteristics, complexity and risk profile of the Bank. 2. Having a good understanding of the types and levels of risk inherent in the Bank's business activities. 3. Approving the Risk Management policy including the Risk Management strategy and framework that was determined in accordance with the Bank's risk appetite and risk tolerance. 4. Evaluating Risk Management policies and Risk Management Strategies at least 1 (once) a year or more frequently when things occured that could significantly affect the Bank's business activities. 5. Evaluating the accountability of the Board of Directors and provide direction for improvement on the implementation of Risk Management policies on a regular basis to ensure that the Board of Directors manages the Bank's activities and risks effectively.

Active Surveillance	Duties, Responsibilities and Authorities
Board of Directorsv	1. Ensuring that the implementation of Risk Management was adequate in accordance with the characteristics, complexity and risk profile of the Bank. 2. Having a good understanding of the types and levels of risk inherent in the Bank's business activities. 3. Prepare and establish written and comprehensive Risk Management policies, strategies and frameworks including the determination of overall risk limits and per type of risk, taking into account risk appetite and risk tolerance in accordance with the Bank's conditions and taking into account the impact of risk on capital adequacy. 4. Formulating, determining, and periodically updating procedures and tools to identify, measure, monitor and control risks. 5. Evaluating and/or updating policies, strategies, and Risk Management framework at least 1 (once) a year, or when there were significant changes in factors affecting the Bank's business activities, risk exposure, and/or risk profile. 6. Establishing an organizational structure including clear authorities and responsibilities at each level of position related to the implementation of Risk Management. 7. Being responsible for implementing policies, strategies and Risk Management framework approved by the Board of Commissioners and evaluating and providing direction based on reports submitted by the Company's Risk Management Division including reports on risk profiles. 8. Ensuring that all material risks and impacts arising from these risks had been followed up and submit an accountability report to the Board of Commissioners periodically containing progress reports and material risk issues accompanied by corrective steps that had been, were being, and would be carried out. 9. Ensuring the implementation of follow-up corrections for problems or irregularities in the Bank's business activities discovered by the Internal Audit Division. 10. Developing a Risk Management culture including risk awareness at all levels of the organization, including adequate communication to all levels of the organization regarding the importance of effective internal control as evidenced in: a. Minutes document attached with attendance list of meeting participants, if communicated through the meeting forum; b. Paper documents/handouts or other materials if communicated through education and training forums, accompanied by a list of attendees. 11. Ensuring adequate financial support and infrastructure to manage and control risks. 12. Ensuring that the Risk Management function had been implemented independently by means of a separation of functions (four eyes principle) between the Company's Risk Management Division which identified, measured, monitored and controlled risks with the Internal Audit Division and the risk taker unit. 13. Conduct periodic reviews to ensure the accuracy of risk assessment methodology, the adequacy of the implementation of risk management information systems and the appropriateness of Risk Management policies and procedures as well as the determination of risk limits.

Carrying out the function of implementing effective Risk Management, the Board of Directors is assisted by the Risk Management Work Unit (SKMR) in carrying out the functions of risk identification, risk measurement, risk mitigation and risk control.

Adequacy of Policies and Procedures and Risk Limit Determination

Bank Jatim has a Risk Management Policy that is used as the main guideline in implementing risk management and must be in line with the Bank's vision and mission. For more specific business areas, Bank Jatim has more specific policies and procedures, for example in the fields of credit, treasury, and operations. These policies and procedures include, among others, the determination of limits for each activity, both at the portfolio and transactional levels.

All Policies and Procedures at Bank Jatim are evaluated and updated at least once a year. In accordance with SEOJK 34/SEOJK.03/2016 concerning the Implementation of Risk Management for Commercial Banks, in order to support effective risk control, the policies and procedures owned by the Bank must be based on a Risk Management strategy by considering the level of risk to be taken (risk appetite).

Risk Appetite is the type and level of risk that can be taken or faced by the Bank, which is within the risk capacity owned in order to achieve the bank's business goals. Bank Jatim's risk appetite is articulated in the form of a Risk Appetite Statement (RAS) which is a formal guideline in the risk-taking process to achieve business targets. RAS is important because it will provide clear and consistent direction to all levels of Bank Jatim regarding the Bank's risk-taking capabilities.

Adequacy of Risk Identification, Measurement, Monitoring and Control Processes and Risk Management Systems

Bank Jatim run the Identification, Measurement, Monitoring and Risk Control Process, as well as a Risk Management System through an Enterprise Risk Management (ERM) framework. Risk control policy guidelines provided an adequate reference for the identification and measurement process of risk. In measuring the risk profile of each Bank activity, at the initial stage the Bank identified risks by recognizing and understanding all inherent risks. After the risk identification was carried out, the measurement and risk monitoring was then carried out. This risk measurement was intended so that the Bank was able to calculate the risk exposure inherent in each activity so that the impact on the Bank's performance could be estimated.

Periodically evaluating risk exposures, especially those that were material in nature and or that had an impact on the Bank's performance. The results of monitoring, which included evaluation of risk exposures, were reported in a timely, accurate and informative manner which would be used to make decisions, including the necessary follow-up actions to monitor risks.

1. **Risk Identification**

   Proactive risk identification covered all business activities of the Bank and was carried out in order to analyze the sources and likelihood of risks and their impacts. Risk identification was carried out periodically by using a method or system to identify risks in all products and business activities of the Bank.

   The risk identification process was carried out by analyzing all risk sources that were at least carried out on the risks from the Bank's products and activities and ensuring that the risks from new products and activities had gone through a proper Risk Management process before being introduced or implemented.

2. **Risk Measurement**
   a. The risk measurement system was used to measure the Bank's risk exposure as a reference for exercising control. Risk measurement was carried out regularly for both products and portfolios as well as for all Bank business activities.
   b. The risk measurement system can measure:
      - The sensitivity of the product / activity to changes in the factors that influence it, both under normal and abnormal conditions.
      - The trend of changes in these factors is based on past fluctuations and their correlation.
      - Individual risk factors.
      - Overall risk exposure as well as per Risk, taking into account the relationship between Risks.
      - All risks inherent in all transactions and Bank products, including new products and activities, and can be integrated into the Bank's management information system.
   c. The risk measurement method was carried out quantitatively and/or qualitatively according to the characteristics and complexity of business activities. The measurement methods were in the form of methods stipulated by the Financial Services Authority in the framework of risk assessment and capital calculation as well as methods that were developed by the Bank itself.
   d. The Risk measurement system was evaluated and refined periodically or from time to time as necessary to ensure the suitability of assumptions, accuracy, fairness and data integrity, as well as the procedures used to measure Risk.
   e. Stress tests were carried out to complement the risk measurement system by estimating the Bank's potential losses in abnormal market conditions using certain scenarios in order to see the sensitivity of the Bank's performance to changes in risk factors and to identify influences that had a significant impact on the Bank's portfolio.
   f. The Bank performed stress testing periodically and reviews the stress testing results and takes appropriate steps if the predicted conditions that would occur exceed an acceptable tolerance level. The results were used as input when setting or changing policies and limits.
3. **Risk Monitoring**
   a. The Bank had a monitoring system and procedure which included monitoring the amount of risk exposure, risk tolerance, internal limit compliance, and the results of stress testing as well as the consistency

of implementation with established policies and procedures.

b. Monitoring was carried out both by the risk taker unit and by the Company's Risk Management Division.

c. Monitoring results were presented in periodic reports submitted to Management in the context of risk mitigation and the necessary actions.

d. The Bank prepared an effective back-up system and procedures to prevent disruptions in the risk monitoring process, and conducts regular checks and reassessments of the back-up system.

4. Risk Control

a. The Bank had an adequate risk control system by referring to the established policies and procedures.

b. The risk control process implemented by the Bank was adjusted to the risk exposure as well as the level of risk to be taken and risk tolerance. Risk control was carried out by the Bank, among others by means of hedging mechanisms, and other risk mitigation methods such as issuing guarantees, asset securitization and credit derivatives, as well as increasing Bank capital to absorb potential losses.

5. Risk Management System

a. The Risk Management System is part of the management information system owned and developed by the needs of the Bank to implement effective risk management.

b. As part of the risk management process, a risk management system is used to support the implementation of risk identification, measurement, monitoring, and control processes.

c. The Risk Management System and the resulting information are adapted to the characteristics and complexity of the Bank's business activities and are adaptive to changes.

d. The adequacy of the scope of information generated from the risk management system is reviewed periodically to ensure that the coverage is adequate by developments in the level of complexity of business activities.

e. As part of the risk management system, risk profile reports are prepared periodically by the risk management division, independent of the work units conducting business activities. The frequency of submitting reports to the relevant Directors and the Risk Management Committee is increased as needed, significantly when market conditions change rapidly.

f. The Risk Management System supports reporting to the Financial Services Authority.

g. In developing new information system technology and software, the Bank ensures that implementing the new information system and technology will maintain the continuity of the Bank's information system.

h. If the Bank decides to outsource Employees in software development and system improvement, the Bank ensures that the decision to appoint a third party is carried out objectively and independently. The outsourcing agreement/contract includes clauses regarding maintenance and updating as well as anticipatory steps to prevent disruptions that may occur in its operations.

i. Prior to implementing the new management information system, the Bank conducts tests to ensure that the processes and resulting outputs have gone through an effective and accurate development, testing, and reassessment process, and the Bank ensures that the system can access historical accounting and management data/ the new software is acceptable.

j. The Bank administers and updates system documentation, which includes hardware, software, database (database), parameters, process stages, assumptions used, data sources, and resulting outputs to facilitate inherent control and implementation of audit trails.

Internal Controling System

The Internal Control System (SPI) became a supervisory mechanism established by the management of Bank Jatim on an ongoing basis. Effective SPI was an important component in management and forms the basis for sound and safe operational activities of the Bank. The effective implementation of the internal control system could assist the Bank's management in safeguarding the Bank's assets, improving the Bank's compliance with the prevailing laws and regulations, and reducing the occurrence of losses, deviations and violations of prudential aspects.

The implementation of a reliable and effective internal control system of the Bank was the responsibility of all risk taker units, support units, and the Internal Audit Division. The internal control system for risk refers to the overall internal control system which included:

1. The Bank implemented the internal control system effectively in the application of Risk Management by referring to the established policies and procedures. The application of the four eyes principle had been adequate and consistently implemented.
2. Comprehensive internal control system in the application of Risk Management
3. Implementation of a review of the implementation of Risk Management.
4. The results of the review assessment by the Company's Risk Management Division were submitted to the Board of Commissioners, Internal Audit Division, Compliance

and Risk Management Director, Audit Committee, and other relevant Directors as input in improving the Risk Management framework.
5. Improvements to the results of internal and external audit f indings monitored by the Internal Audit Division. The audit f indings that have not been followed up are informed by the Internal Audit Division to the Board of Directors to take the necessary steps.
6. The level of responsiveness to weaknesses and / or deviations that occured against applicable internal and external regulations.

Risk Profile and Management

The risks inherent in Bank Jatim's business according to the provisions of the Financial Services Authority are 8 (eight) risks which include Credit Risk, Market Risk, Liquidity Risk, Operational Risk, Legal Risk, Strategic Risk, Compliance Risk and Reputation Risk. Explanation of each of these risks is as follows.

Credit Risk

Credit Risk is defined as the risk that occurs due to the failure of another party to fulfill its obligations including credit risk due to debtor failure, credit concentration risk, counterparty credit risk, and settlement risk. The credit risk management efforts that have been carried out by Bank Jatim are as follows:
1. The Bank has a Credit Committee and a Credit/Financing Policy Committee as organizational tools to support effective credit risk management
2. The Bank periodically conducts a comprehensive analysis of the root cause of the decline in debtor collectibility which has an impact on the increase in Non Performing Loans (NPL)
3. Prepare reports on the development of credit risk exposure in order to mitigate risk and as an improvement effort and report periodically to the Board of Directors through the Risk Management Committee forum
4. Determine credit risk management policies, including managing credit decision limits, determining acceptable risk exposure limits, and credit portfolio guidelines in order to implement Bank Jatim's aggressive, selective and quality expansion.
5. Development of risk management tools in order to improve the quality and efficiency of the Credit Analysis process in the form of developing a customer credit rating application
6. Development of an information system in the form of a credit portfolio dashboard
7. Conducting regular and in-depth credit training to improve credit knowledge and skills and increase risk awareness
8. Improving the credit supervision function

Market Risk

Market risk is the risk on balance sheet positions and administrative accounts, including derivative transactions, due to overall changes in market conditions, including the risk of changes in option prices. Market risk management aims to minimize the possibility of negative impact due to changes in market conditions on the Bank's capital assets. The market risk management efforts that have been carried out by Bank Jatim are as follows :
1. The Bank has implemented the principle of segregation of duties, namely separating functions and responsibilities independently for treasury transactions consisting of front office, middle office and back office units.
2. The Bank has an ALCO Committee as an organizational tool in supporting effective market risk management
3. Determining risk appetite, risk tolerance and risk limit for market risk parameters
4. Having procedures and identification of banking book interest rate risks supported by an adequate information system and daily reporting on exchange rate movements, interest rates and other market information including over limits
5. Having daily limit monitoring procedures as a standardization of monitoring of treasury dealing room activities including follow-up actions to be taken by the risk taking unit if there is an excess
6. Calculating market risk using a standardized approach

Liquidity Risk

Liquidity risk results from the Bank's inability to meet its maturing obligations from cash flow funding sources and/ or high-quality liquid assets that can be pledged as collateral without disrupting the Bank's activities and financial condition. The efforts to manage liquidity risk that have been carried out by Bank Jatim are as follows:
1. The Bank analyzes all sources of liquidity risk such as banking products and activities that affect the source of funds in a comprehensive manner and funding adequacy.
2. The Bank has an ALCO Committee as an organizational tool to support effective liquidity risk management
3. Determine risk appetite, risk tolerance and risk limit for liquidity risk parameters
4. The Bank has a measurement tool that can quantify and identify liquidity risk in a timely and comprehensive manner to measure inherent risks regarding funding composition, liquidity ratio, cash flow projections, liquidity gap, and stress testing
5. The Bank monitors limits daily such as AL/DPK, AL/ NCD, LDR, Overnight Loans, GWM, PLM, LCR against the

threshold set by the regulator including follow-up actions to be taken by the risk taking unit if an excess occurs.

6. The Bank has a procedure in terms of an emergency funding plan when the bank faces a liquidity crisis (Contingency Funding Plan)
7. The Bank has made calculations related to liquidity risk, namely the calculation of NSFR and LCR in accordance with Basel III

Operational Risk

Operational risk is defined as the arising losses risk due to insufficient and or non-functioning internal processes, human errors, system failures, and or the presence of external parties affect in the operation of Bank Jatim. The operational risk management efforts that have been carried out by Bank Jatim are as follows:

1. Conducting a comprehensive analysis of the potential risks that are inherent in a product or activity by considering internal and external factors such as operational risk incident data, regulatory changes, audit findings, etc.
2. The Bank carries out a periodic operational risk measurement process, including risk assessment, operational risk loss data reports and bankwide operational risk profile measurements that are carried out periodically
3. Determining risk appetite, risk tolerance and risk limit for operational risk parameters
4. The Bank has a Quality Assurance unit to help ensure that operational activities run in accordance with the provisions.
5. The Bank also has procedures for implementing operational risk management, Business Continuity Management (BCM) and conducting a Risk Assessment (RA) process to measure potential disruptions/disasters that threaten the continuity of the bank so as to minimize the Bank's potential risks.
6. Development of risk management tools to support the operational risk management process consisting of:
   a. Risk Control Self Assessment
      Is a qualitative and predictive MRO tool used to identify and measure risks by considering the potential impact and likelihood
   b. Loss Event Database
      Is a collection of confirmed operational risk loss event data that has losses and is obtained based on the results of analysis and verification of potential incidents and/ or incidents recorded and managed by each work unit.
   c. Key Indicator
      Is a module for monitoring operational risk indicators that can hinder the achievement of company or work unit goals.
   d. Work unit Risk Profile (Priskop & PRC)
      Is a risk profile dashboard for the head office and branch offices that functions as a monitoring and reporting tool for risk profiles for branch offices and the head office.
7. Conducting regular and in-depth training for all employees to increase knowledge and increase risk awareness

Legal Risk

Legal risk is a type of risk faced by banks as a result of lawsuits, both those carried out by internal and external parties and/or the discovery of weaknesses in the legal aspect such as the absence of supporting laws and regulations, weaknesses in obligations such as non-fulfillment of the requirements for the validity of the agreement or imperfect binding of collateral.

The legal risk management organization is carried out by the Legal Division at the head office by carrying out functions, duties and responsibilities related to regulatory, advisory, litigation, advocacy and legal assistance, education and transformation in the legal field and management of the Bank's legal risk. The legal risk management efforts that have been carried out by the Bank Jatim Legal Division are as follows:

1. Conducting a study of changes in laws and regulations to ensure that internal provisions do not deviate from applicable laws and regulations
2. Providing legal advice/opinions on cooperation agreements between Bank Jatim and other parties, the aim is to protect the legal interests of Bank Jatim before the agreement is signed by an authorized official.
3. Providing legal assistance in accordance with its authority if a case occurs
4. Determining risk appetite, risk tolerance and risk limit for legal risk parameters

Strategic Risk

Strategic Risk is the risk due to inaccuracy in making and/ or implementing a strategic decision and failure to anticipate changes in the business environment. Strategic risk identification is based on strategic risk factors in certain functional activities, such as credit, treasury and investment activities as well as operations and services through a business plan prepared by the Strategic Planning & Performance Management Division as a translation of the General Policy of Board of Directors.

Strategic risk measurement and measurement parameters are based on the Bank's performance by comparing the expected results with actual results, evaluating work unit performance, and checking progress against the set targets. The strategic risk management efforts that have been carried out by Bank Jatim are as follows:

1. The Bank periodically measures strategic risk by monitoring the progress report on the achievement of the bank's business plan.

2. The achievement of the bank's business is discussed and reported to management periodically through the Business Performance Review forum, ALCO, Risk Management Committee, Review and Board of Directors Meeting.
3. The Bank continuously monitors the performance of branch offices.
4. The Bank increases service cooperation with other operators/agencies/institutions in order to increase fee-based and added value for the bank.
5. Bank Jatim has implemented periodic monitoring tools, through parameters reflected in the strategic risk profile. Strategic risk measurement is carried out by analyzing exposure and comparing risk exposure with the established limits, including credit expansion, third party funds, and financial ratios.
6. Determine risk appetite, risk tolerance and risk limit for strategic risk parameters

Compliance Risk

Compliance Risk is a risk resulting from the Bank not complying with and/or not implementing applicable laws and regulations. In managing compliance risk, Bank Jatim has established policies, provisions, systems and procedures to build a culture of compliance as one of the keys to success in implementing compliance risk management. The compliance risk management efforts that have been carried out by Bank Jatim are as follows:

1. Identifying and monitoring reporting obligations to regulators based on OJK regulations and other newly applicable external provisions
2. Identifying vulnerable points of gratification in banks as an early warning in implementing mitigation actions for gratification and/or fraud risks.
3. Developing a system that can reduce potential compliance risks, including the Sapubaja, Shinta and Monilap applications.
4. Implementing monitoring and compiling a resume of policies or regulations issued by Authorities such as PBI, SEBI, PADG, OJK Regulation, SEOJK and other regulations related to the Bank. The results of the resume are submitted to the relevant work unit and then used by the relevant work unit to update policies and procedures.
5. Implementation of ISO 37001:2016 Anti-Bribery Management System (ABMS)
6. Determine risk appetite, risk tolerance and risk limit for compliance risk parameters

Bank Jatim has policies and SOPs related to APU and PPT to protect the Bank from being targeted by money laundering and terrorism. In addition, there is an anti-money laundering system to monitor suspicious transactions. As part of the implementation of compliance risk management, Bank Jatim also conducts Enhanced Due Diligence (EDD) as a more in-depth process than Customer Due Diligence (CDD), previously known as Know Your Customer (KYC)

Reputation Risk

Reputation risk is a risk due facing the stakeholder trust gap originating from various activities including events that can bring harm the reputation of the Bank (e.g. negative report in the mass media, violations of business ethics and customer complaints) and other matters inducing reputational risks such as weakened corporate governance, corporate culture and business banking practices.

The transformation of Bank Jatim become into a public bank, successfully identifies factors inherent risk in an openness functional activities which include customer complaints about its services, employees behavior in serving customers and conducted communication systems by the Bank. Reputation risk control efforts conducted by Bank Jatim, through the Corporate Secretary as Bank Jatim's public relations. Measures taken by Bank Jatim in managing reputation risk include:

1. Identification and measurement of reputation risk are carried out periodically, such as monitoring customer complaints either through the call center and/or frontliner.
2. The Bank manages any negative news in the Media Monitoring Report consisting of news titles, names of mass media and news value so that the bank can determine the impact of the news.
3. The Bank manages any customer complaints in the Customer Complaint Report submitted to the Board of Directors periodically.
4. Observing of customer complaints and resolution of customer complaints in accordance with the provisions/SLA.
5. Monitoring of negative news to the bank through various media including search engine optimization to improve the positive image of the bank, as well as assessment of the reputation risk profile through quarterly risk profile reporting.
6. The Bank also conducts socialization to customer service to continuously educate customers in order to minimize the potential reputation risk that may arise from customer misunderstandings regarding the use of bank products/services. In addition, there are visits to each bank office network regarding the adjustment of banking industry service standards, coaching and assistance to Branch Offices and the existence of Service and Culture programs in order to improve the quality of bank services
7. Performing consistent communication, by maintaining openness of information and transparency to all stakeholders
8. Conducting public service functions in order to perform corporate social responsibility (CSR)

9. Establishing harmonious relationships with the media in terms of maintaining the name of Bank Jatim as a corporation, this is done in order to minimize and handle complaints from stakeholders that result in negative publications against Bank Jatim.
10. In addition to manage its reputation risk from the public aspect, Bank Jatim also manages reputation risk arising from interactions with customers. Bank Jatim immediately follows up and resolves problems with customer complaints that can increase exposure to reputation risk. The Bank periodically improves the Bank's internal policies related to customer complaints and customer services in order to minimize the potential for a decline in the Bank's reputation.

Risk Evaluation Process

To better understand the risks in a comprehensive and sustainable manner, the Bank carries out a self-assessment of the Bank Soundness Level (TKB) which is reported to the Regulator every semester or 6 (six) months, and a Risk Profile Report which is prepared every quarter or every 3 (three) months.

Self-assessment of Bank Soundness Level refers to OJK Regulation Number 4/POJK.03/2016 and SEOJK Number 14/SEOJK.03/2017 concerning Assessment of General Bank Soundness Level, which includes assessment of Risk Profile including Inherent Risk and Quality of Risk Management Implementation, assessment of Governance, Profitability and Capital.

Risk Profile Assessment covers 8 (eight) types of risks, such as Credit Risk, Market Risk, Liquidity Risk, Operational Risk, Legal Risk, Strategic Risk, Compliance Risk and Reputation Risk. There are two additional risks specifically for the UUS Risk Profile assessment, namely Return Risk and Investment Risk.

Inherent Risk Assessment

Inherent Risk Assessment is an assessment of the risks inherent in the Bank's business activities, both quantifiable and non-quantifiable, which have the potential to affect the Bank's financial position. The characteristics of the Bank's inherent risk are determined by internal and external factors, including business strategy, business characteristics, complexity of the Bank's products and activities, the industry in which the Bank conducts business activities, and macroeconomic conditions.

In addition, the inherent risk assessment is conducted by considering quantitative and qualitative parameters/indicators. Determination of the inherent risk level for each type of risk is categorized into 5 (five) levels, as follows:

1. Rank 1 (Low)
2. Rank 2 (Low to Moderate)
3. Rank 3 (Moderate)
4. Rank 4 (Moderate to High)
5. Rank 5 (High)

Quality Assessment of Risk Management Implementation

The quality assessment of the Risk Management implementation reflects an assessment of the adequacy of the Risk control system that covers all pillars of the Risk Management implementation as regulated in the provisions of the Financial Services Authority concerning the Risk Management implementation for Commercial Banks.

Specifically, the Quality Assessment of Bank Risk Management Implementation varies greatly according to the scale, complexity and level of Risk that can be tolerated by the Bank. Thus, in assessing the Quality Assessment of Risk Management Implementation, it is necessary to consider to the characteristics and complexity of the Bank's business. The quality assessment of the Risk Management implementation is an assessment of 4 (four) interrelated aspects, as follows:

1. Risk Governance.
2. Risk Management Framework.
3. Risk Management Process, adequacy of human resources and adequacy of management information systems.
4. Adequacy of Risk control systems, taking into account the characteristics and complexity of the Bank's business.

The determination of the KPMR level is conducted comprehensively and identifies the strengths and weaknesses of each pillar of Risk Management. The KPMR level for each Risk is categorized into 5 (five) levels, as follows:

1. Rank 1 (Strong)
2. Rank 2 (Satisfactory)
3. Rank 3 (Fair)
4. Rank 4 (Marginal)
5. Rank 5 (Unsatisfactory)

Risk Management Activity Report 2024

In connection with the assessment of the Bank Health Level (TKB) and the individual Risk Profile Assessment during 2024, Bank Jatim has prepared and reported as follows:

- Bank Health Level uses an individual risk approach or risk based bank rating (RBBR) which includes an assessment of the Risk Profile, Governance, Profitability and Capital. During 2024, Bank Jatim has reported the Bank Health Level individually for the reporting period of Semester II 2023 and Semester I 2024 to the Regulator in a timely manner.
- Individual Risk Profile which includes the management of 8 types of risk (Credit, Market, Liquidity, Operational, Legal, Strategic, Compliance, and Reputation Risk). During 2024, Bank Jatim has reported the results of the Individual Risk Profile self-assessment for the reporting period of Quarter IV 2023 and Quarter I, II, III 2024 to the Regulator in a timely manner.
- Internal Capital Adequacy Assessment Process (ICAAP) Report individually. During 2024, Bank Jatim has reported the Individual ICAAP Report for the reporting period of

Semester II 2023 and Semester I 2024 to the Regulator in a timely manner.
- Interest Rate Risk in Banking Book (IRRBB) Report. During 2024, Bank Jatim has reported the Individual IRRBB Report for the reporting period of Quarter IV 2023 and Quarter I, II, III 2024 to the Regulator in a timely manner.
- Risk Weighted Assets (RWA) Calculation Report for Credit Risk, Market Risk and Operational Risk.
- Liquidity Coverage Ratio (LCR) and Net Stable Funding Ratio (NSFR) Calculation Report.
- Leverage Ratio Fulfillment Obligation Report
- Recovery Plan Document
- Resolution Plan Document

Effort to Manage Risk

As a bank that had a vision to encourage regional economic growth and participate in developing small and medium enterprises that focused on providing credit to the MSME sector, it was strongly influenced by changes in the business climate such as inflation and competition with foreign products. Thus, the increasing number of foreign products that entered Indonesia as a result of the free trade that Indonesia followed. Efforts to minimize these negative impacts are carried out risk management based on the principle of prudence to ensure the growth of a healthy and sustainable performance of the Bank.

Risk management as an integral part of business growth and daily business activities of the Bank is carried out in various ways, among others:
1. Presenting a risk perspective opinion on each new banking activities and products, along with a service banking network expansion.
2. Continuously improve operational policies and procedures, while adjusted risk tolerance limits to ensure its optimal balance between asset quality and business profitability
3. Maintain the risk management implementation aligned with macroeconomics changes and the development of Bank Jatim business.

Recovery Plan

The Financial Services Authority (OJK) as the banking regulator in Indonesia has issued Financial Services Authority Regulation Number 5 of 2024 concerning the Determination of the Supervision Status and Management of Commercial Bank Problems, which states that Banks must prepare and submit Recovery Plan to the Financial Services Authority.

Recovery Plan is a plan to overcome financial problems that may occur in the Bank. This Recovery Plan document includes various Recovery Option mechanisms that aim to prevent, restore, and/or improve the bank's financial condition in case any financial crisis that can disrupt the bank's business sustainability.

Based on the provisions of OJK Regulation Number 5 of 2024 concerning Determination of Supervision Status and Management of Commercial Bank Problems Article 41, the Recovery Plan needs to be disclosed to internal and external parties. As required by OJK, the bank has prepared an Action Plan (Recovery Plan) document and has been submitted to the Financial Services Authority in November 2024. The document consists of four parts, as follows:
1. Executive Summary
2. Bank Overview
   The Bank Overview includes information on (1) the bank's condition; (2) business lines, office networks, and material subsidiaries; (3) the bank's business group structure; (4) the bank's business relationships and (5) scenario analysis of the impact of changes in the bank's condition based on several scenarios, namely idiosyncratic and market-wide.
3. Recovery Options
   It determines the trigger level with a traffic light approach for prevention (green), recovery (yellow) and improvement (red) levels. The determination of the trigger level is conducted based on the provisions of OJK Regulation Number 5 of 2024 concerning the Determination of the Supervision Status and Management of Commercial Bank Problems regarding aspects of capital, liquidity, profitability and asset quality
4. Disclosure of the Recovery Plan
   It explains a general description of the actions to be taken by the Bank to address financial problems that will occur, and the management mechanism for potential negative market reactions if the Recovery Plan is implemented.

Risk Assessment

The results of the Bank Jatim Risk Profile self-assessment for December 2024 were **Rank 2** or (low) with an Inherent Risk Rating of "**Low to Moderate**" and a Risk Management Implementation Quality Rating of "**Fair**".

Review of The Effectiveness of The Risk Management System

The Bank constantly evaluates the effectiveness of the risk management system. The evaluation includes adjusting the strategy and risk framework as part of the risk management policy, the adequacy of the information system, and the adequacy of identifying, measuring, monitoring, and controlling risks.

Measurement methods can be carried out quantitatively and/or qualitatively. The measurement method can be a method determined by Bank Indonesia and the Financial Services Authority in the context of risk assessment and capital calculation (either a standard method or an internal method developed by the Bank itself). In order to overcome weaknesses that may arise from the use of a particular risk measurement model, the Bank must validate the model. The risk measurement system is evaluated and refined periodically or at any time if necessary to ensure the suitability, accuracy, fairness, and integrity of the data, as well as the procedures used to measure risk. In evaluating the effectiveness of the risk management system, the risk management work unit carries out the following monitoring program:

1. The Bank has a monitoring system and procedures including monitoring the magnitude of risk exposure, compliance with internal limits and consistency with established policies and procedures.
2. Monitoring is conducted by both the risk taking unit and the Risk Management Work Unit. The monitoring results are presented in periodic reports submitted to management in order to mitigate risks and take necessary actions.
3. The Company prepares an effective back up system and procedures to prevent disruptions in the risk monitoring process, and periodically checks and re-evaluates the back up system.

Based on the evaluation of the effectiveness that had been conducted during 2024, it showed that the risk management system at Bank Jatim was sufficient.

Statement of the Board of Directors and/or Board of Commissioners or Risk Monitoring Committee on the Adequacy of the Risk Management System

In 2024, the Board of Commissioners through the Risk Monitoring Committee assesses that the adequacy of risk management is effective and adequate, as reflected in:

1. Adequacy of Risk Management policies and procedures and determination of effective Risk limits which include, among other things:
   a. determination of the use of measurement methods and Risk Management information systems
   b. determination and establishment of Risk limits
   c. determination of Risk rating assessment
   d. preparation of emergency plans (contingency plans) in the worst case scenario
   e. determination of internal control systems in the implementation of Risk Management
2. Adequacy of the Risk identification, measurement, monitoring and control processes, and an adequate Risk Management Information System.

Compliance Function

Organizational Structure

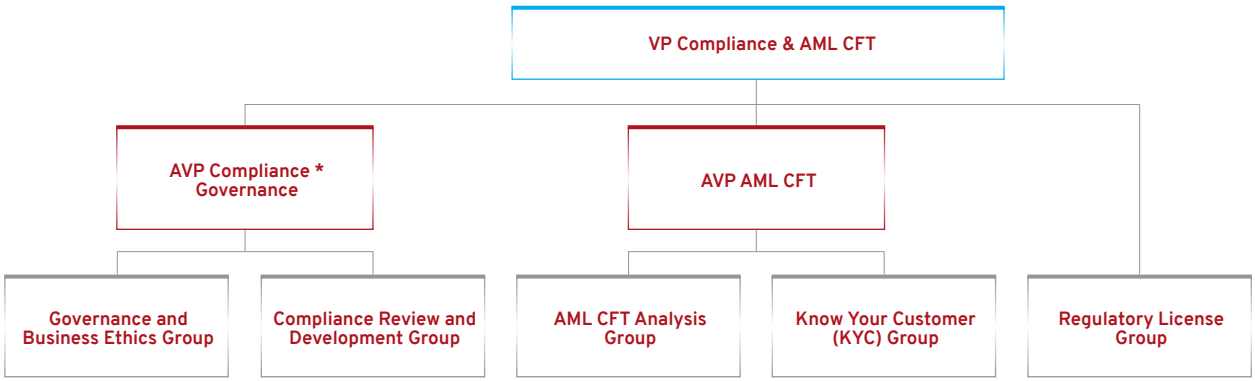

The establishment of the Compliance Unit by the Director in charge of Compliance is regulated in the OJK Regulation Number 46/POJK.03/2017 concerning the Implementation of the Compliance Function of Commercial Banks. The Compliance Unit must be independent and only report directly to Director in charge of Compliance Function.

Profile of Vice President Compliance and AML-CFT



Herry Setya Yudakka

Vice President Compliance & AML CFT

Citizen	:	Indonesian Citizens
Place, Date of Birth/ Age	:	Born in Gresik, April 29, 1977/Age 47 years old as of December 2024
Domicile	:	Sidoarjo

Educational Background	S1 Industrial Engineering Sepuluh November Institute of Technology (ITS)
Certification	Risk Management Certification Level 6
Job History	• Malang Branch Manager (2020) • Leader of Credit Division of Main Branch (2022) • Acting Head of Policy and Procedure Division (2023) • Vice President of Policy and Procedure (2024) • Vice President of Compliance and APU PPT
Basis of Appointment	Board of Directors Decree No. 063/018/CPT/HCP/KEP dated December 31, 2024

Duties and Responsibilities of Compliance Functions

In accordance with OJK Regulation No. 46/POJK.03/2017 concerning Implementation of Compliance Function for Commercial Banks, explained that the Compliance Function includes actions for:

1. Realizing the implementation of Compliance culture at all levels of the Bank's organization and business activities.
2. Managing compliance risks faced by the BankEnsuring Bank Compliance with commitments
3. Ensure that the policies, regulations, systems and procedures as well as business activities carried out by the Bank are in accordance with the provisions of the Financial Services Authority and the provisions of laws and regulations, including the Sharia Principles for Islamic commercial banks and sharia business units.
4. Ensuring Bank Compliance with commitments made by the Bank to the Financial Services Authority/Bank Indonesia and/ or other authorized supervisory authorities.

The duties and responsibilities of the Compliance Unit were based on FSA Regulation No. 46/POJK.03/2017 concerning the Implementation of Compliance Function for Commercial Banks at least includes to:

1. Make steps to support the creation of a Compliance Culture in all Bank business activities at every level of the organization.
2. Identify, measure, monitor and control Compliance Risk by referring to the FSA regulations governing the implementation of risk management for commercial banks and FSA regulations governing the implementation of risk management for sharia commercial banks and sharia business units.
3. Assess and evaluate the effectiveness, adequacy and suitability of the Bank's policies, regulations, systems and procedures with statutory provisions.
4. Review and/or recommend updating and refinement of policies, regulations, systems and procedures that are owned by the Bank to comply with FSA regulations and statutory provisions, including the Sharia Principles for Islamic commercial banks and sharia business units.
5. Make efforts to ensure that the policies, regulations, systems and procedures, as well as the Bank's business activities are in accordance with FSA regulations and statutory provisions.
6. Perform other duties related to the Compliance Function.

Compliance Function Competency Development

The competency development that had been followed by Compliance Function Employees during 2024 is as follows:

No.	Name of Education and Competency Development	Implementation date
1.	Risk Management Certification Program Level 5 Exam	March 24, 2024
2.	Risk Management Certification Provision Level 5	March 13, 2024
3.	Product Knowledge Training	February 11, 2024
4.	Risk Management Certification Provision Level 6	March 22, 2024
5.	Competency-Based Interview Training	April 20, 2024
6.	Comprehensive Individual Risk Assessment (Ira) Preparation Based on Ojk Regulation No. 8 Of 2023 (Strengthening Prevention of TPPU, TPPT, and PPSPM in the Banking Industry)	March 08, 2024
7.	Training of Trainer	February 23, 2024
8.	Environmentally Conscious Financing Training	May 04, 2024
9.	Implementation of AMLCFT & PFWMD Program Ojk Regulation 8 Of 2023: Building Defense Against Financial Threats	March 05, 2024
10.	Training on Active Participation in Prevention of Green Financial Crime in the Financial Industry	April 29, 2024
11.	Training on Active Participation in Prevention of Green Financial Crime in the Financial Industry	April 29, 2024
12.	Risk Management Certification Refreshment Program	March 28, 2024
13.	Fo Function; Reward & Punishment; and Service Standards	May 27, 2024
14.	Credit Risk Mitigation; Monitoring of Problem Credit Settlement and Execution	May 28, 2024
15.	Litigation & Banking Criminal Prevention	June 02, 2024
16.	Credit Analysis	May 29, 2024
17.	Credit Analysis and Accounting Basis	June 06, 2024
18.	Credit Administration and Banking Law	May 25, 2024
19.	Fund Products and the Role of Fo, Reward Punishment System and Service Standards	June 04, 2024
20.	Credit Risk Analysis and Credit Settlement Restructuring	June 05, 2024
21.	Bank Risk Management and Credit Portfolio Guidelines	May 30, 2024
22.	AML-CFT & Gratification, Compliance Culture, Anti-Fraud Strategy & Critical Point Fraud	May 31, 2024
23.	Shariah and It Security Awareness	June 01, 2024
24.	Litigation in Banking Operations	June 12, 2024
25.	Leading & Managing your Sales Team to Success With James Gwee	July 29, 2024
26.	Training Executive of Sharia Banking	July 30, 2024
27.	Culture Glow Up your Confident Through Public Speaking & Communication Personality Test Using Mandala Art Culture Booster	September 24, 2024
28.	ESG Webinar, Aspen Banking to Encourage the Achievement of Sdgs (Sustainable Development Goals) Batch 4 FKDKP – 2024	September 27, 2024
29.	Workshop on Disaster Recovery Plan Preparation According to Ojk Regulation No. 5 of 2025 for BPDS Throughout Indonesia	October 2, 2024
30.	Tppo and Online Gambling Training Hinder Bank Business Which Must be Immediately Addressed in Bank Operations (In Accordance With Ojk Regulation No. 8 Of 2023)	October 29, 2024
31.	Public Training on “Identification and Prevention of Trade Based Money Laundering (TBML)”	November 28, 2024
32.	Training Implementation of Governance Risk Management & Compliance, Implementation of Governance, Risk Management & Compliance) Anti Fraud Strategy	December 4, 2024
33.	Implementation of Financial Control and Consolidation in the Scope of Bank Business Group Formation	December 21, 2024

Implementation of the Compliance Function Duties

The implementation of the Compliance Function duties that have been implemented in 2024 is as follows:

1. Improving programs for embodying a culture of compliance in work units both offline and online, and continuously increasing employee understanding of applicable rules and regulations.
2. Actively monitor and build communication with related work units on new external regulations issued by regulators as an effort to ensure that policies, provisions, systems and procedures and business activities carried out by the Bank comply with the provisions of the Financial Services Authority and regulatory provisions laws and regulations, including Sharia Principles for sharia commercial banks and sharia business units.
3. Coordination and collaboration with SKMR and SKAI and related work units to identify, measure, monitor and control Compliance Risks.
4. Identify, measure, monitor and control compliance risk to minimize the occurrence of compliance risk through monitoring parameters that affect compliance risk.
5. Development of the quality and competence of the Compliance Work Unit includes: training, workshops, certification programs, including information systems.

Anti-Money Laundering Program, Prevention of Terrorism Funding & Prevention of Funding for The Proliferation of Weapons of Mass Destruction

The existence of globalization in the financial services sector which is accompanied by the increasing development of financial service products including marketing (multi channel marketing), as well as increasingly complex financial services industry activities and technology both in terms of products, services and the use of information technology, has the potential to increase the risk of using the financial services industry as a means of Money Laundering, Terrorism Financing and/or Funding the Proliferation of Weapons of Mass Destruction with its increasingly diverse and advanced modus operandi.

The implementation of AML, CFT & PFWMD that has been carried out includes:

1. Implementation of the AML, CFT & PFWMD programs under the supervision of the Director in charge of the Compliance function, has policies and procedures supported by an adequate internal control system and management information system, and competent human resources.
2. Strengthening Know Your Customer (KYC) by utilizing the Directorate General of Dukcapil's (Civil Registry Office) EKTP and/or Digital Population Identity (IKD) data verification services.
3. Optimizing the implementation of AML, CFT & PFWMD in all financial transactions and bank operations at all levels of the organization.
4. Developing and improving the management information system for implementing AML, CFT & PFWMD, as well as continuously improving the quality of customer data in order to improve the quality of reporting as the task of the Reporter in the AML, CFT & PFWMD regime.
5. Play an active role and be part of the implementation of prevention and eradication of AML, CFT & PFWMD programs through Go-AML, SIGAP, SIPENDAR, SIPESAT, PEDAL, GRIPS Reports and Election-related Reports.
6. The Bank has participated in the Financial Integrity Rating on ML/TF assessment conducted by PPATK with the results of the level of commitment of PT BANK PEMBANGUNAN DAERAH JAWA TIMUR, TBK in supporting PPATK and Law Enforcement Officers to conduct financial transaction tracing related to indications of TPPU/TPPT and the level of implementation of APUPPT reporting governance in accordance with LPP provisions and PPATK reporting guidelines as well as the level of compliance with AMLCFT reporting obligations to PPATK and the quality of reports submitted are in the category of **Very Good.**

Lawsuit

During 2024 Bank Jatim faced several essential cases in the form of civil law issues that had been completed (had received Court Decisions that had permanent legal force/inkracht), revocation of lawsuits and are still in the process of being resolved as follows:

Table of Significant Cases

No.	Cases	Total		
		Civil	Commerce	Industrial relations
1.	Completed (There has been a Court Decision that has permanent legal force/inkracht)	16	-	-
2.	Lawsuit Revocation	5	-	-
3.	In Process of Completion	27	2	-

Important Case Faced by The Company

Of the several cases faced by the Bank, there were 7 significant civil cases as follows:

Table of Important Cases Faced by the Company

No	Case/Lawsuit	Settlement Status	Risk	Management Action	Impact on company conditions	Claims for Material Compensation (in millions of rupiah)
1.	Civil case number 584/Pdt.G/2007/ PN.Sby dated 21 November 2007	**Decision of the Surabaya District Court: Lawsuit was unacceptable** **Decision of the Surabaya District Court: Confirming the Decision of the Surabaya District Court** **In this case, waiting for a response from the District Court for inkracht certainty.**	Legal Risks	Bank Jatim made a written confirmation to the Court regarding the inkracht status of the High Court Decision.	None	IDR 3,000
2.	Civil Case Number 16/Pdt.G/2023/ PN.Bna dated April 18, 2023	Cassation proceedings at the Supreme Court	Legal Risks	Bank Jatim filed a counter cassation to strengthen Bank Jatim's position	None	IDR 3,218
3.	Civil Case Number 124/Pdt.G/2023/ PN.Mlg dated May 30, 2023	Cassation proceedings at the Supreme Court	Legal Risks	Bank Jatim filed a cassation to strengthen Bank Jatim's position	None	IDR 3,100
4.	Civil Case Number 746/Pdt.G/2023/ PN.Sby dated July 26, 2023	Cassation proceedings at the Supreme Court	Legal Risks	Bank Jatim filed a cassation to strengthen Bank Jatim's position	None	IDR 5,732
5.	Civil Case Number 176/Pdt.G/2023/ PN.Kpn dated September 6, 2023	Cassation proceedings at the Supreme Court	Legal Risks	Bank Jatim filed a counter cassation to strengthen Bank Jatim's position	None	IDR 27,988
6.	Civil Case Number 887/Pdt.G/2024/ PN.Sby dated August 21, 2024	Proceedings at the Surabaya District Court	Legal Risks	Bank Jatim conducted case management at the Surabaya District Court	None	IDR 6,028
7.	Civil Case Number 98/Pdt.G/2024/ PN.Gsk dated September 25, 2024	Proceedings at the Gresik District Court	Legal Risks	Bank Jatim conducted case management at the Gresik District Court	None	IDR 5,300

Important Cases Which Faced by the Board of Commissioners and the Board of Directors

During 2024 there were no legal issues being faced by the incumbent Board of Commissioners and Directors.

Legal Issues Currently Facing Subsidiaries

No.	Case	Total		
		Civil	Commerce	Industrial Relations
1.	Completed (there is a Court Decision that has permanent legal force/incracht)	3	-	-
2.	Withdrawal of Lawsuit	-	-	-
3.	In Settlement Process	3	-	-
Total		**6**	**-**	**-**

In detail, the legal problems faced by the subsidiary are as follows:

No.	Case/Lawsuit	Completion Status	Risk	Management Efforts	Sanctions imposed	Claims for Material Compensation (in millions of rupiah)
1.	Case No: 1/Pdt.G/2024/PN.Dpu at the Dompu District Court for the lawsuit of M. Sidik Djamal, Bc. Hk.	Declaring the Plaintiff's lawsuit inadmissible (niet ontvankelijke verklaard) or the lawsuit being won by NTB Syariah	Legal Risks	Bank NTB Syariah has filed an Exception Response and other legal efforts in response to the lawsuit submitted by the Plaintiff.	None	Nominal Lawsuit: Material Rp. – Immaterial Rp. – Coercive Money IDR 1,000,000,- (one million rupiah) per day if negligent in implementing the decision on this case. The Plaintiff's loss on the results of the disputed land during the Bank's control is IDR6,000,000,- (six million rupiah) if the decision of the case has become final.
2.	Case No: 659/Pdt.G/2024/PA.Pra at the Praya Religious Court for the lawsuit of Sauti, et al. as the Opponent.	A decision has been received which essentially states that the Bank's control over the rights is based on valid and binding law.	Legal Risks	Bank NTB Syariah has filed a Response, Exception and other legal efforts in facing the lawsuit filed by the Opponent.	None	Nominal Lawsuit: Material IDR. – Immaterial IDR. –
3.	Case No.: 22/Pdt.G/2024/PN.Dpu at the Dompu District Court for the lawsuit of M. Sidik Djamal, Bc. Hk as the Plaintiff (the same lawsuit as Case Number: 1/Pdt.G/2024/PN.Dpu, but with the addition of the Defendant in it).	Declare that the Plaintiff's lawsuit is rejected in its entirety or that the lawsuit is won by Bank NTB Syariah.	Legal Risks	Bank NTB Syariah has filed an Answer, Exception and other legal efforts in response to the lawsuit submitted by the Plaintiff.	None	Nominal Lawsuit: Material IDR. – Immaterial IDR. – Coercive Money IDR. 1,000,000,- (one million rupiah) per day if negligent in implementing the decision on this case.
4.	Case No: 29/Pdt.G/2024/PN.Dpu regarding the lawsuit of Abubakar Mansyud alias A. Bakar Mas'ud as the Plaintiff.	Trial Process at Dompu District Court.	Legal Risks	Trial Process at Dompu District Court.	None	Nominal Lawsuit: Material and Immaterial IDR 3,025,000,- (three million twenty five thousand rupiah) Coercive Money IDR 1,500,000,- (one million five hundred thousand rupiah) for each day of delay in fulfilling the contents of the decision that has become final.

No.	Case/Lawsuit	Completion Status	Risk	Management Efforts	Sanctions imposed	Claims for Material Compensation (in millions of rupiah)
5.	Case No: 44/Pdt. Bth/2024/PN.Dpu regarding the Third Party's Objection (Derden Verzet) lawsuit against the Dompu District Court decision No: 2/Pdt.G/2022/ PN.Dpu, Jo. Mataram High Court Decision No.: 219/PDT/2022/PT.MTR, Jo. Supreme Court Decision No: 4409.K/ Pdt/2023.	Trial Process at Dompu District Court.	Legal Risks	Trial Process at Dompu District Court.	None	Nominal Lawsuit: Material IDR. – Immaterial IDR. –
6.	Case No: 2/Pdt. Eks/2024/PN.Dpu summons for trial in the context of the On-Site Inspection/Verification/ Constatering activities by the Dompu District Court regarding the lawsuit of Muhammad Fauzan	Trial Process at Dompu District Court.	Legal Risks	Bank NTB Syariah has attended the trial.	None	Nominal Lawsuit: Material IDR. – Immaterial IDR. –

Impact of Legal Problems on Bank

The impact of civil law problems experienced by Bank Jatim through the legal process is not significant and does not interfere with the Bank's performance because the Bank has carried out appropriate mitigation and litigation processes and in accordance with the provisions of laws and regulations.

Administrative Sanctions Imposed to Companies, Members of the Board of Commissioners and the Board of Directors by Capital Market Authorities and Other Authorities

Bank Jatim's administrative sanctions during 2024 are as follows:

No.	Agency	Types of Sanctions	Information
1.	Financial Services Authority	Sanctions for SLIK Reporting Errors on General Examination Results in 2024.	Sanction of obligation to pay Rp50,000,000,- (fifty million rupiah). Payment has been made on January 30, 2025
2.	Bank Indonesia	Sanctions for Violation of Minimum Reserve Requirement (GWM) Provisions amounting to IDR 1,268,792,670,- (one billion two hundred sixty eight million seven hundred ninety two thousand six hundred seventy rupiah).	Has been charged to the Bank Giro Account at Bank Indonesia on November 05, 2024.
3.	Financial Services Authority	Delay in Submission of Report on Appointment and/or Replacement of Director of Sharia Business Unit of Bank Jatim	Obligation to pay a fine of IDR 30,000,000 (thirty million rupiah)
4.	Bank Indonesia	Written Warning Letter	Administrative Sanctions in the Form of a Written Warning Letter
5.	Financial Services Authority	Delay in Submission of Adjusted Business Plan 2024 – 2026	Obligation to pay a fine of IDR 3,000,000 (three million rupiah) for the adjustment of the Bank's Business Plan for 2024-2026 through the OJK Reporting Application (APOLO) on June 5, 2024, so that it is late by 3 (three) working days. For this delay in accordance with POJK Number 5 of 2016 concerning the Bank's Business Plan, your bank will be subject to administrative sanctions.

No.	Agency	Types of Sanctions	Information
6.	Bank Indonesia	Administrative sanctions in the form of an obligation to pay IDR. 100,000.00 (one hundred thousand rupiah)	Obligation to pay IDR 100,000 (one thousand rupiah) from 16 to 26 July 2024, there was 1 (one) BI-RTGS transaction fund settlement instruction sent on the same date as the acceptance date but was carried out more than 1 (one) hour after the implementation of the acceptance in question.
7.	Bank Indonesia	Sanctions for Violation of Minimum Reserve Requirement	Obligation to pay IDR 1.268.792.670 (one billion two hundred sixty eight million seven hundred ninety two thousand six hundred and seventy rupiah) for the shortfall in fulfilling GWM in accordance with PBI No. 20/3/PBI/2018 dated March 29, 2018
8.	Bank Indonesia	Sanctions for violations of corrections outside the submission deadline for the LBUT Daily Information Group (KL)	Obligation to pay IDR 1,000,000.00 (one million rupiah)
9.	Bank Indonesia	Sanctions for Not Submitting LBUT Reports Regarding Daily Risk and Capital	Obligation to pay IDR2,000,000.00 (two million rupiah) charged to the Bank's current account at Bank Indonesia on November 28, 2024
10.	Bank Indonesia	Written warnings 3 (three) times in a row based on the results of quarterly obligation evaluations will result in administrative sanctions in the form of temporary suspension of the activities of the main dealer (primary dealer) for 3 (three) months.	The bank has not fulfilled its main dealer obligations (PADG Main Dealer) for the period July to September 2024
11.	Bank Indonesia	General Bank Report Sanctions (LBUT) PT BPD East Java Tbk	An obligation of IDR. 1,500,000 (one million five hundred thousand rupiah) which has been charged to the Bank Jatim current account at Bank Indonesia on December 5, 2024
12.	BP TAPERA	Sanctions for Delays The Distributing Bank will be late in returning the principal of FLPP Funds and/or payment of KPR Sejahtera yields amounting to IDR 32,798 (thirty two thousand seven hundred and ninety eight rupiah).	Payment was made on February 23, 2024.
13.	KPP PRATAMA GENTENG	Late Payment of PPH 21	Payment of a fine of IDR 6,000,000 (six million rupiah)
14.	Bank Indonesia	Sanctions Report Integrated General Bank (LBUT) PT. BPD Jawa Timur Tbk	Payment of a fine of IDR 50,000.00 (fifty thousand rupiah)
15.	Bank Indonesia	Sanctions Report Integrated General Bank (LBUT) PT. BPD Jawa Timur Tbk	Payment of a fine of IDR 100,000.00 (One hundred thousand rupiah)
16.	Bank Indonesia	Sanctions Report Integrated General Bank (LBUT) PT. BPD Jawa Timur Tbk	Payment of a fine of IDR 2,000,000 (two million rupiahs)
17.	Financial Services Authority	Administrative Sanctions in the Form of Fines for Late Reporting of Securities Transactions for the April 2024 Reporting Period	Payment of a fine of IDR 30,000.00 (thirty thousand rupiah)
18.	Financial Services Authority	Response to the Report on the Appointment and/or Replacement of the Director of the Sharia Business Unit of Bank Jatim	Written warning and administrative sanctions in the form of an obligation to pay a fine

During 2024, there were no administrative sanctions imposed on members of the Board of Commissioners and Board of Directors by the capital market authorities and other authorities.

Access to Company Information and Data

The public can access all financial and non-financial reports that have been submitted by Bank Jatim in a transparent manner through various means that are available in a timely, complete and accurate manner.

Internal Communication

Bank Jatim maintained an internal communication network between the Bank's management and employees and ensured the implementation of communication went well within the organization. By taking this into account, Bank Jatim developed several communication channels, including through the Bank Jatim Magazine, the human resources intranet portal and Bank Jatim internal information media which provided information to all Bank Jatim employees about various company activities and information needed in carrying out daily activities. Internal communication has a purpose, namely:

1. Responsibility for internal management.
2. Submission of draft speeches, papers, seminar materials for the Board of Directors and materials for the GMS.
3. Submission of the preparation of the Bank's Annual Report Book and Company profile.
4. Proposal of procedures and concepts for Board of Directors meetings, ceremonies, Bank events and other meetings.

External Communication

Bank Jatim used various communication channels both to internal and external parties which aimed to build a company image through print media, electronic media, broadcast media, display media and others. To make it easier for the public to get the latest information about the company, Bank Jatim had a corporate website that could be accessed through www. bankjatim. co.id which also functioned as a service portal. On the Bank Jatim website, people can find detailed information about Bank Jatim starting from history, organizational structure, vision and mission, management, networks, achievements, fund products, credit products and Bank Jatim services for both conventional and sharia. In addition, the website also contains information on CSR distribution and the latest information / news about Bank Jatim.

As information to the wider community, Bank Jatim regularly participates in events held by other parties and distributes press releases to print and electronic media to inform Bank Jatim activities and products. Bank Jatim also informs several important activities and published quarterly reports to the public through cooperation with print and electronic media (internet). Bank Jatim uses social media as a means to communicate with external parties through:

Facebook : bank jatim
Twitter : @bank_jatim
Instagram : bankjatim
Youtube : bank jatim

Investor Management

In maintaining the trust of shareholders and stakeholders, the Bank Jatim Investor Management team is in direct contact with investors, analysts and Shareholders to explain the Bank's performance. The activities carried out by Investor Relations are as follows:

Derry Widya Ariyanta
Corporate Secretary Kantor Pusat
Bank Jatim
Jl. Basuki Rachmat No. 98-104, Surabaya
Email: iru@bankjatim.co.id

The activities carried out by Investor Relations are as follows:

1. Compiling the performance of Bank Jatim every month in accordance with the company's monthly financial reports such as; macro and micro economic information, information on the company's financial position based on balance sheets, ratios, percentages, business plans and strategies as well as stock information.
2. Managing information disclosure with investors and analysts.
3. Coordinating, evaluating, and providing recommendations in the implementation of activities including:
   a. One on One Meeting
      This activity is carried out to foster good relations with potential investors, investors and analysts.
   b. Analyst Meeting
      Activities to present the company's quarterly performance with analysts aimed at delivering the latest information on the performance, strategies and achievements that have been achieved by Bank Jatim.
   c. Conference Call
      Telephone calls made either at the request of an investor or an Investor Relations initiative.
   d. Site Visit
      Activities carried out at the request of investors to visit branches to see the operations of Bank Jatim.
   e. Roadshow
      Activities increase the interest of foreign investors to enter the country through Bank Jatim shares.
4. Compiling, managing, and carrying out preparation of weekly, monthly, quarterly, semester and annual publication report.

Investor Relation Performance

The activities that have been carried out by the Investor Relations Team during 2024 are as follows:

1. Analyst Meeting activities, in 2024 will be held 3 (three) times a year

No.	Date	Location	Topics
1.	January 23, 2024	Bank Jatim Headquarter	Analyst Meeting FY 2023
2.	April 29, 2024	Hotel Alila	Analyst Meeting 3M24
3.	October 29, 2024	Bank Jatim Headquarter	Analyst Meeting 1H&9M 2024

2. Communication with analysts and investors as follows.

No.	Date	Investor/Securities	Topics
1.	January 2, 2024	Bahana Securities	One on One Meeting
2.	February 27, 2024	Philip Securities	One on One Meeting
3.	February 28, 2024	Stockbit Securities	One on One Meeting
4.	February 29, 2024	Mandiri Securities	Site Visit
5.	January 31, 2024	Bloomberg	Courtesy Visit
6.	March 8, 2024	Bahana Securities	One on One Meeting
7.	March 13, 2024	Change Global Investment LLC	One on One Meeting
8.	March 18, 2024	Philip Securities	Deep Talk BJTM (Webinar)
9.	April 1, 2024	Norges	One on One Meeting
10.	April 3, 2024	BRI Danareksa	Courtesy Visit
11.	April 4, 2024	Victory Capital	One on One Meeting
12.	April 29, 2024	Stockbit Securities	Close Door Meeting
13.	April 30, 2024	BRI Danareksa	Courtesy Visit
14.	June 14, 2024	FM Change Global Investment	One on One Meeting
15.	June 25, 2024		
16.	June 28, 2024	PT Taspen	One on One Meeting
17.	July 1, 2024	CIM Investment	One on One Meeting
18.	July 4, 2024	Niche Investment	One on One Meeting
19.	July 11, 2024	Tugu Reassurance	One on One Meeting
20.	July 18, 2024	Star Asset Management	One on One Meeting
21.	November 21, 2024	Maybank Securities	One on One Meeting

3. Participating in the BJTM Deep Talk Webinar with Philip Sekuritas dated March 18, 2024.
4. Organizing a Workshop themed 'Close Door Meeting' in collaboration with Stockbit Sekuritas, which was attended by Retail Investors dated April 29, 2024.
5. Establishing the Annual Public Expose, which was held online dated November 8, 2024.
6. Participating in Sustainable Finance Research with Paramadina University dated December 17, 2024.
7. Contributing as a Resource Person in the OJK Regulation Refresher Panel Discussion on General Meetings of Shareholders, Deepening of Investor Relations Competence and Tips for Improving the Quality of Sustainability Reports organized by AEI.

Press Release

No.	Month	Press Release
1.	January 5, 2024	Bank Jatim KUR Quota Increases Rapidly, Helping MSMEs Move Up a Class
2.	January 16, 2024	Bank Jatim Supports the East Java Provincial Government with Social Assistance for Extreme Poverty
3.	January 22, 2024	Supporting Al-Quran Memorization, Bank Jatim Provides Santri Savings to 39 Students
4.	January 23, 2024	Building Growth through Business Strengthening,
5.	January 25, 2024	Bank Jatim Prints Positive Performance in 2023
6.	February 7, 2024	Consistently Improving Company Reputation, Bank Jatim Wins Best Public Relations at IPRA 2024
7.	February 22, 2024	Bank Jatim Distributes CSR Assistance to Two District Governments at Once
8.	February 23, 2024	Facing 2024: Inviting Entrepreneurs to Transform and Jump Higher
9.	March 1, 2024	Successfully Implementing 100% ETPD, Bank Jatim Gives Award to Ngawi District Government
10.	March 4, 2024	Simplifying Licensing Services, Bank Jatim Provides One Mobile Service Car to Tulungagung District Government
11.	March 4, 2024	Bank Jatim Explores KUB Cooperation with Bank Banten, Offers KUB Fully Protection Growing Together Concept
12.	March 5, 2024	Banking Performance Recovers, OJK Ends Credit Restructuring Policy
13.	March 5, 2024	Excellent Performance, Bank Jatim Becomes TOP BUMD 2024
14.	March 25, 2024	Enlivening the Holy Month, Bank Jatim QRIS Ramadan Vaganza Officially Opens for a Week
15.	March 28, 2024	Successfully Improving Company Reputation, Bank Jatim Achieves Platinum Ranking at the 2024 ICCA Awards
16.	April 1, 2024	Bank Jatim Takes Home 8 Awards at Once from Infobank
17.	April 2, 2024	Bank Jatim Supports Construction of a Prayer Room in Probolinggo
18.	April 4, 2024	Consistent Digital Innovation, Bank Jatim Wins Three Awards from Itech
19.	April 22, 2024	Signing Cooperation with the East Java Provincial Government and CV Gratis Ongkir, Bank Jatim Encourages Digitalization of Procurement of Goods/Services
20.	April 24, 2024	Encouraging Increased Financial Inclusivity, Bank Jatim Facilitates Opening of Accounts for People with Disabilities
21.	April 24, 2024	Optimizing Health Services, Bank Jatim Provides Ambulances to PMI East Java
22.	April 25, 2024	Simpeda National Lottery Successfully Held, Bank Jatim Consistently Becomes the Largest Fund Collector
23.	April 26, 2024	Exploring KUB, Bank Jatim and Bank Banten Sign NDA
24.	April 29, 2024	Adding Beauty to Probolinggo City, Bank Jatim Submits CSR for Revitalization of Jam Menara
25.	May 2, 2024	Starting 2024, Bank Jatim Prints Excellent Performance
26.	March 5, 2024	Supporting Financing Access to MSMEs, Bank Jatim Distributes KUR in Kampoeng Kreasi Activities
27.	May 7, 2024	Bank Jatim Rehabilitates Pasuruan City Square Area
28.	May 8, 2024	Steady with KUB! Bank Jatim Signs Shareholder Agreement with NTB Provincial Government and Bank NTB Syariah
29.	May 14, 2024	Prevent Stunting, Bank Jatim Distributes 120 Thousand Eggs to Lumajang Regency Government
30.	May 15, 2024	Increase the Effectiveness of Regional Spending, Bank Jatim and Bondowoso Regency Government Launch KKPD
31.	May 16, 2024	Making Brilliant Achievements, Bank Jatim Wins Two Awards at Once
32.	May 16, 2024	Beautify Sampang Regency, Bank Jatim Provides Assistance for Praseno Park Development
33.	May 21, 2024	Caring for the Beauty of Pacitan Square, Bank Jatim Rehabilitates and Arranges Sidewalks
34.	May 22, 2024	Improving Public Health, Bank Jatim Provides Assistance for 168 Latrines
35.	May 28, 2024	Synergy with Ponorogo Regency Government, Bank Jatim Arranges Alun-Alun
36.	May 29, 2024	Supporting Carbon Emission Reduction, Bank Jatim Wins Awards from Investortrust.id & BGK Foundation

No.	Month	Press Release
37.	May 31, 2024	Successfully Maintaining Solid Performance, Bank Jatim Wins The Asian Post Best Regional Champion 2024 Award
38.	May 31, 2024	Improving Economy and Education Quality, Bank Jatim Submits Two CSRs at Once
39.	June 7, 2024	Eradicating Poverty, Bank Jatim Improves RTLH in Banyuwangi Regency
40.	June 9, 2024	Improving Healthy Lifestyle, Bank Jatim Holds JConnect Run 2024
41.	June 10, 2024	Massively Innovating, Bank Jatim Wins Award from Swa Magazine
42.	June 19, 2024	Improving Competitiveness of MSMEs,
43.	June 20, 2024	Bank Jatim Provides Product Packaging Equipment Assistance
44.	June 21, 2024	Bank Jatim Wins Top Bank 2024 Award from The Iconomics
45.	June 24, 2024	Bank Jatim Creates Livable Homes for Situbondo Community
46.	June 25, 2024	First in East Java, Bank Jatim and RSUD Srengat Launch Bring Hardja
47.	June 26, 2024	Expanding Market Network, Bank Jatim Facilitates Fostered MSMEs in Bali Trade Mission
48.	June 27, 2024	Bank Jatim and Magetan Regency Government Encourage Electronification of Regional Financial Management
49.	July 3, 2024	Bank Jatim Supports East Java Provincial Government in Distributing Aid to Thousands of Cigarette Factory Employees
50.	July 7, 2024	666th Anniversary of Ngawi, Bank Jatim Hands Over One Fire Engine to Ngawi Regency Government
51.	July 11, 2024	Synergy Between Each Other, Bank Jatim and Bank Banten Discuss Continuation of Cooperation
52.	July 12, 2024	Radar Surabaya Award 2024, Bank Jatim Named as Innovative and Expansive BUMD
53.	July 13, 2024	Welcoming 63rd Anniversary, Bank Jatim Successfully Organizes Open Golf Tournament 2024
54.	July 17, 2024	Increasing ETPD Implementation, Bank Jatim and Batu City Government Launch KKPD
55.	July 18, 2024	Bank Jatim Revitalizes SWK Pinghay, Now Much More Comfortable and Organized
56.	July 19, 2024	Improve the Welfare of Cigarette Factory Workers, Bank Jatim Supports the East Java Provincial Government in Distributing BLT in Bojonegoro
57.	July 22, 2024	Becoming a Bank Receiving Deposits for Hajj Pilgrimage Costs, UUS Bank Jatim Aggressively Encourages the Young Hajj Movement
58.	July 25, 2024	Successfully Improving Digital Banking & Supporting Local Media Development,
59.	July 26, 2024	BJTM Wins Two Awards at Once
60.	July 26, 2024	Celebration of East Java Province National Children's Day 2024,
61.	July 26, 2024	BJTM Receives Award as Business World Cares for Children
62.	July 31, 2024	Bank Jatim Receives Working Visit from Banten Provincial Government and Bank Banten, Discusses Potential Business Synergy
63.	August 2, 2024	Encouraging Economic Activity in East Java, Bank Jatim Distributes KUR in K-UKM Expo 2024 Activities
64.	August 3, 2024	Facilitating Money Transfers for PMI, Bank Jatim Soft Launches JConnect Remittance Hongkong
65.	August 8, 2024	Supporting the EKI Program Launched by OJK, BJTM Provides Tent Facilities and Jatim Agents to MSMEs in Bojonegoro Regency
66.	August 9, 2024	Asbanda Holds Simpeda Savings Draw, BJTM Consistently Becomes the Largest Simpeda Fund Collector
67.	August 17, 2024	Supporting the Implementation of QRIS Services on Trans Jatim, Bank Jatim Receives Appreciation from the East Java Provincial Transportation Agency
68.	August 20, 2024	Adding Tourist Attraction to Blitar City, Bank Jatim Provides Assistance for the Construction of Airplane Replicas and Pedestals at the PETA Museum
69.	August 21, 2024	UUS bankjatim Launches Cash Waqf Linked Deposit (CWLD), the First in All UUS and BPD Sharia Commercial Banks in Indonesia
70.	August 24, 2024	The Peak of Bank Jatim's 63rd Anniversary Was Lively, Successfully Breaking the MURI Record and Distributing CSR Assistance to People with Disabilities
71.	August 27, 2024	Bank Jatim Wins First Place as the Bank Distributing the Largest Government Spending

No.	Month	Press Release
72.	August 30, 2024	Bank Jatim Hands Over One Ambulance Unit to the East Java BKD
73.	September 4, 2024	Increasing Horticultural Productivity in Malang, Bank Jatim Signs an MoU with the Coordinating Ministry for Economic Affairs of the Republic of Indonesia
74.	September 7, 2024	Becoming the Winner of the 2023 ARA Award, BJTM Consistently Implements GCG
75.	September 11, 2024	Bank Jatim Distributes Scholarships for Wijaya Putra University Students
76.	September 11, 2024	Bank Jatim Supports Revitalization of Surabaya's Pasar Kembang
77.	September 11, 2024	Expanding Market Access, Bank Jatim Facilitates Fostered MSMEs to Participate in Trade Missions in Medan
78.	September 13, 2024	Improving Services for PPKS, Bank Jatim Submits CSR to the East Java Social Service
79.	September 13, 2024	Supporting the Implementation of Good Governance & Prevention of Data Security Crimes, Bank Jatim Holds a Panel Discussion with BIN East Java
80.	September 15, 2024	Successfully Attended by 3,200 Runners, Bank Jatim JConnect Run Passes Surabaya's Iconic Historic Route
81.	September 17, 2024	Revitalization of Malang City Square is Underway,
82.	September 19, 2024	Bank Jatim Wins Awards at the 2024 Merdeka Awards
83.	September 20, 2024	Optimizing Health Services, Bank Jatim Disburses IDR 75 Billion in BLUD Credit to Kediri District Hospital
84.	September 24, 2024	Welcoming the Anniversary of East Java Province, Bank Jatim Supports the Implementation of the 2024 Job Fair
85.	September 25, 2024	Bank Jatim Wins Two Awards at Once at the 2024 CNN Awards
86.	September 26, 2024	Holding the 2024 EGMS, Bank Jatim Strengthens KUB with Bank Banten and Appoints New Independent Commissioners
87.	September 27, 2024	Market Quality Assets, Bank Jatim Holds Exciting 2024 Auction
88.	September 30, 2024	Trans Jatim Corridor V Launched, Bank Jatim Provides Easy Access to Banking
89.	September 30, 2024	Bank Jatim Aggressively Expands Collaboration Network, Signs Several MoUs at Once
90.	September 30, 2024	Bank Jatim Aggressively Expands Collaboration Network, Signs Several MoUs at Once
91.	October 8, 2024	Consistently Implementing ESG, BJTM Wins Award from CNBC
92.	October 13, 2024	Jifest 2024 Held, Successfully Records the Opening of Thousands of New Accounts
93.	October 14, 2024	Overcoming the Problem of Excessive Gas Emissions, Bank Jatim Gives 50 Electric Bikes to Unair
94.	October 14, 2024	Supporting MSMEs to the Global Stage, Bank Jatim Holds Trade Connect Summit 2024
95.	October 16, 2024	ATM Bersama Award 2024: Bank Jatim Successfully Becomes The Most Transaction Growth
96.	October 17, 2024	Haornas 2024, Bank Jatim Receives Appreciation from the East Java Provincial Government in the Field of Volleyball Sports
97.	October 17, 2024	Strengthening Synergy, Bank Jatim and the East Java Regional Police Sign a Cooperation Agreement
98.	October 18, 2024	Massively Distributing CSR, Bank Jatim Receives Appreciation at the Peak of the HKJS 2024 Commemoration
99.	October 18, 2024	Encouraging MSME Business Development, Bank Jatim Successfully Holds Diskofest 2024
100.	October 22, 2024	Excellent Performance, Bank Jatim Takes Home Two Awards at Once from The Finance
101.	October 24, 2024	Bank Jatim Wins Platinum Award - Best Issuer Bank (ATM) at the 2024 Prima Awards
102.	October 25, 2024	Supporting the Electronification of Regional Financial Management, Bank Jatim and Pamekasan Regency Establish Synergy
103.	October 30, 2024	Bank Jatim Conducts Mass Credit Agreement with Sugarcane Farmers, Value Reaches IDR 24 Billion

No.	Month	Press Release
104.	November 5, 2024	Strengthening KUB, Bank Jatim Signs MoU and NDA with Bank NTT
105.	November 8, 2024	Bank Jatim Signs Shareholder Agreement with Lampung Provincial Government and Bank Lampung
106.	November 10, 2024	Gemerlak Unarik Tabungan Simpeda Successfully Held, Total Prize Reaches IDR 6.65 Billion
107.	November 12, 2024	KPID East Java Names Bank Jatim as BUMD Caring About Broadcasting
108.	November 14, 2024	Supporting the Progress of MSMEs, Bank Jatim Distributes CSR to Pamekasan Regency Government
109.	November 15, 2024	Bank Jatim's International Banking Transactions Develop Rapidly, Busrul Iman Awarded as Best CEO
110.	November 15, 2024	Bank Jatim and Bank Sultra Officially Establish KUB Synergy
111.	November 19, 2024	Bank Jatim Submits CSR for Painting the Walls of Sultan Abdul Kadirun Sports Hall to Bangkalan Regency Government
112.	November 21, 2024	Achieving Gold Rank in ASRRAT 2024, Bank Jatim Consistently Implements Sustainable Business
113.	November 22, 2024	Improving Eye Health Services, Bank Jatim Submits CSR for Operational Cars to RSMM East Java
114.	November 25, 2024	Detik Jatim Awards 2024 Held, Bank Jatim Wins Award as Accelerator for MSME Development
115.	November 26, 2024	Realizing National Food Self-Sufficiency, Bank Jatim and Ministry of Agriculture Synergize Through Agricultural Machinery Business Credit
116.	November 29, 2024	Bank Jatim President Director Named Banker of The Year 2024
117.	November 29, 2024	Supporting OPOP Expo 2024, UUS Bank Jatim Distributes Sharia KUR
118.	December 3, 2024	Caring for the South Malang Disaster, Bank Jatim Distributes Aid to Victims
119.	December 3, 2024	Increasing Exports, Bank Jatim and the Ministry of Trade Sign a Cooperation Agreement
120.	December 4, 2024	Meeting Clean Water Needs, Bank Jatim Synergizes with IZI for the Drought Care Program
121.	December 5, 2024	Commemorating East Java International Day of Persons with Disabilities,
122.	December 9, 2024	Bank Jatim Wins Award from the Provincial Government
123.	December 11, 2024	Improving Health Services, Bank Jatim Hands Over CSR Ambulance to the Haji Regional Hospital of East Java Province
124.	December 12, 2024	Prevent Stunting, Bank Jatim Submits CSR for Formula Milk Procurement to Jombang Regency Government
125.	December 12, 2024	Signing Shareholder Agreement, Bank Jatim and Bank Banten Continue KUB Process
126.	December 13, 2024	UUS Bank Jatim Successfully Wins Three Awards at Once from BPKH
127.	December 17, 2024	Bank Jatim and Bank NTT Strengthen Cooperation in Organizing Biller Sharing
128.	December 18, 2024	Realizing Corporate Social Responsibility to the Environment, Bank Jatim Distributes CSR to Two Regency Governments at Once
129.	December 18, 2024	As a Form of Gratitude to Customers, BJTM Holds Multipurpose Credit Draw with Umrah Prizes
130.	December 19, 2024	Towards the End of 2024, Bank Jatim President Director Wins Award from Warta Ekonomi
131.	December 21, 2024	Bank Jatim President Director Receives Award from Unair Postgraduate School
132.	December 21, 2024	Jatimers Run To Care Held Again, Bank Jatim Submits Donation to Bina Karya Mandiri Foundation
133.	December 23, 2024	Supporting the 3 Million Houses Program, Bank Jatim Signs PKS for FLPP Prosperous KPR Program and Tapera Financing 2025
134.	December 24, 2024	Sign SHA, Bank Sultra Officially Becomes the Fifth Bank to Form a KUB with Bank Jatim

Transparency of Report Submission

Bank Jatim is always committed to being transparent in submitting reports, both periodic and incidental reports. The reports that have been submitted by Bank Jatim for 2024 are as follows.

Periodic Report

No.	Type of Report	Goals	Report Period	Total
1.	Securities Holder Registration Report	BEI and OJK	Monthly	12
2.	Foreign Exchange Debt Report	BEI and OJK	Monthly	12
3.	Annual report	BEI and OJK	Annual	1

Incidentile Report

No.	Date	Letter Number	Objective	Regarding
1.	January 3, 2024	062/01/CSE/CMAI/Srt	BEI and OJK	Request for Explanation from Issuers and Other Public Companies
2.	January 3, 2024	062/02/CSE/CMAI/Srt	BEI and OJK	Changes in the Audit Committee
3.	January 3, 2024	063/04/CSE/CMAI/Srt	BEI and OJK	Changes in the Nomination and Remuneration Committee of the Issuer or Public Company
4.	January 8, 2024	063/03/CSE/CMAI/Srt	BEI and OJK	Monthly Report on the Registration of Securities Holders
5.	January 10, 2024	063/17/CSE/CMAI/Srt	BEI and OJK	Submission of Amendments to the Agenda of the Annual General Meeting of Shareholders
6.	January 11, 2024	063/20/CSE/CMAI/Srt	BEI and OJK	Changes in the Members of the Board of Directors and/or Board of Commissioners
7.	January 16, 2024	063/16/DIR/CSE/Srt	BEI and OJK	Notice of the Annual General Meeting of Shareholders
8.	January 16, 2024	063/23/CSE/CMAI/Srt	BEI and OJK	Request for Explanation from Issuers and Other Public Companies
9.	January 16, 2024	063/05/CSE/CMAI/Srt	BEI and OJK	Submission of Proof of Advertisement for the AGM Notice
10.	January 16, 2024	063/15/DIR/CSE/Srt	BEI and OJK	Submission of the Annual and Sustainability Report
11.	January 17, 2024	063/08/DIR/CSE/Srt	BEI and OJK	Request for Explanation from Issuers and Other Public Companies
12.	January 17, 2024	063/128/AMK/AAPK/SRT	BEI and OJK	Submission of Financial Statements
13.	January 25, 2024	063/225/AMK/AAPK/SURAT	BEI and OJK	Submission of Proof of Advertisement for Annual Financial Report Information
14.	February 06, 2024	063/9/CSE/CMAI/Srt	BEI and OJK	Submission of the Annual and Sustainability Report (Correction)
15.	February 06, 2024	063/10/CSE/CMAI/Srt	BEI and OJK	Monthly Report on the Registration of Securities Holders
16.	February 06, 2024	063/46/CSE/CMAI/Srt	BEI and OJK	Request for Explanation from Issuers and Other Public Companies
17.	February 13, 2024	063/51/CSE/CMAI/Srt	BEI and OJK	Summary of the Minutes of the Annual General Meeting of Shareholders
18.	February 13, 2024	063/11/CSE/CMAI/Srt	BEI and OJK	Disclosure of Information Regarding Corporate Action – Cash Dividend –13022024
19.	February 13, 2024	063/12/CSE/CMAI/Srt	BEI and OJK	Submission of Proof of Advertisement for AGM Results
20.	February 28, 2024	063/106/CSE/CMAI/Srt	BEI and OJK	Clarification on Media Reports
21.	February 28, 2024	063/107/CSE/CMAI/Srt	BEI and OJK	Minutes of the Annual General Meeting of Shareholders
22.	March 04, 2023	063/13/CSE/CMAI/Srt	BEI and OJK	Monthly Report on the Registration of Securities Holders
23.	March 06, 2023	063/111/CSE/CMAI/Srt	BEI and OJK	Request for Explanation from Issuers and Other Public Companies
24.	March 07, 2023	063/14/CSE/CMAI/Srt	BEI and OJK	Submission of Proof of Advertisement for the Signing of the Memorandum of Understanding with Bank Banten

No.	Date	Letter Number	Objective	Regarding
25.	March 13, 2023	063/113/CSE/CMAI/Srt	BEI and OJK	Request for Explanation from Issuers and Other Public Companies
26.	April 4, 2024	063/185/CSE/CMAI/Srt	BEI and OJK	Request for Explanation from Issuers and Other Public Companies
27.	April 4, 2024	063/18/CSE/CMAI/Srt	BEI and OJK	Monthly Report on the Registration of Securities Holders
28.	April 5, 2024	063/188/CSE/CMAI/Srt	BEI and OJK	Submission of the Fit and Proper Assessment Report
29.	April 30, 2024	063/449/AMK/AAPK/SRT	BEI and OJK	Submission of Proof of Advertisement for Interim Financial Report Information
30.	May 06, 2024	063/217/CSE/CMAI/Srt	BEI and OJK	Request for Explanation from Issuers and Other Public Companies
31.	May 06, 2024	063/15/CSE/CMAI/Srt	BEI and OJK	Monthly Report on the Registration of Securities Holders
32.	May 30, 2024	063/273/CSE/CMAI/Srt	BEI and OJK	Request for Explanation from Issuers and Other Public Companies
33.	May 31, 2024	063/153/DIR/CSE/Srt	BEI and OJK	Report on Share Ownership or Any Changes in Share Ownership of a Public Company
34.	May 31, 2024	063/158/DIR/CSE/Srt	BEI and OJK	Report on Share Ownership or Any Changes in Share Ownership of a Public Company
35.	May 31, 2024	063/85/DKM/Srt	BEI and OJK	Report on Share Ownership or Any Changes in Share Ownership of a Public Company
36.	May 31, 2024	063/155/DIR/CSE/Srt	BEI and OJK	Report on Share Ownership or Any Changes in Share Ownership of a Public Company
37.	May 31, 2024	063/156/DIR/CSE/Srt	BEI and OJK	Report on Share Ownership or Any Changes in Share Ownership of a Public Company
38.	May 31, 2024	063/157/DIR/CSE/Srt	BEI and OJK	Report on Share Ownership or Any Changes in Share Ownership of a Public Company
39.	May 31, 2024	063/154/DIR/CSE/Srt	BEI and OJK	Report on Share Ownership or Any Changes in Share Ownership of a Public Company
40.	June 05, 2024	063/295/CSE/CMAI/Srt	BEI and OJK	Request for Explanation from Issuers and Other Public Companies
41.	June 05, 2024	063/16/CSE/CMAI/Srt	BEI and OJK	Monthly Report on the Registration of Securities Holders
42.	June 05, 2024	063/296/CSE/CMAI/Srt	BEI and OJK	Clarification on Transaction Volatility
43.	June 24, 2024	063/177/DIR/CSE/Srt	BEI and OJK	Report on Share Ownership or Any Changes in Share Ownership of a Public Company
44.	July 03, 2024	063/185/DIR/AMK/Surat	BEI and OJK	Planned Submission of the Audited Q2 2024 Financial Statements
45.	July 05, 2024	063/19/CSE/CMAI/Srt	BEI and OJK	Monthly Report on the Registration of Securities Holders
46.	July 05, 2024	063/393/CSE/CMAI/Srt	BEI and OJK	Request for Explanation from Issuers and Other Public Companies
47.	July 15, 2024	063/423/CSE/CMAI/Srt	BEI and OJK	Submission of the Fit and Proper Assessment Report
48.	August 12, 2024	063/21/CSE/CMAI/Srt	BEI and OJK	Monthly Report on the Registration of Securities Holders
49.	August 12, 2024	063/459/CSE/CMAI/Srt	BEI and OJK	Request for Explanation from Issuers and Other Public Companies
50.	August 12, 2024	063/250/DIR/CSE/Srt	BEI and OJK	Submission of the Agenda for the Extraordinary General Meeting of Shareholders
51.	August 20, 2024	063/256/DIR/CSE/Srt	BEI and OJK	Notification of the Plan for the Extraordinary General Meeting of Shareholders
52.	August 20, 2024	063/22/DIR/CSE/Srt	BEI and OJK	Submission of Proof of Advertisement for the AGM Notification
53.	August 20, 2024	063/573/CSE/CMAI/Srt	BEI and OJK	Capital Participation for the Establishment of a Banking Group (KUB) between PT Bank Pembangunan Daerah Jawa Timur Tbk and PT Pembangunan Daerah Nusa Tenggara Barat Syariah
54.	August 21, 2024	063/577/CSE/CMAI/Srt	BEI and OJK	Request for Explanation from Issuers and Other Public Companies
55.	September 4, 2024	063/24/CSE/CMAI/Srt	BEI and OJK	Monthly Report on the Registration of Securities Holders

No.	Date	Letter Number	Objective	Regarding
56.	September 4, 2024	063/264/DIR/CSE/Srt	BEI and OJK	Notice of the Extraordinary General Meeting of Shareholders
57.	September 30, 2024	063/26/CSE/CMAI/Srt	BEI and OJK	Submission of Proof of Advertisement for the AGM
58.	October 03, 2024	063/27/CSE/CMAI/Srt	BEI and OJK	Summary of the Minutes of the Extraordinary General Meeting of Shareholders (Correction)
59.	October 04, 2024	063/28/CSE/CMAI/Srt	BEI and OJK	Monthly Report on the Registration of Securities Holders
60.	October 04, 2024	063/653/CSE/CMAI/Srt	BEI and OJK	Announcement of Negotiations for the Planned Acquisition
61.	October 11, 2024	063/668/CSE/CMAI/Srt	BEI and OJK	Clarification on the Exchange's Request for Explanation
62.	October 14, 2024	063/699/CSE/CMAI/Srt	BEI and OJK	Effectiveness of the Capital Participation Transaction for the Banking Group (KUB) between PT Bank Pembangunan Daerah Jawa Timur Tbk and PT Bank Pembangunan Nusa Tenggara Barat Syariah
63.	October 17, 2024	063/702/CSE/CMAI/Srt	BEI and OJK	Minutes of the Extraordinary General Meeting of Shareholders
64.	October 25, 2024	063/722/CSE/CMAI/Srt	BEI and OJK	Plan for the Annual Public Expose
65.	October 30, 2024	063/1000/AMK/AAPK/SRT	BEI and OJK	Submission of Proof of Advertisement for Interim Financial Report Information
66.	October 30, 2024	063/388/DIR/CSE/Srt	BEI and OJK	Submission of the Agenda for the Extraordinary General Meeting of Shareholders
67.	November 4, 2024	063/396/DIR/CSE/Srt	BEI and OJK	Notification of the Plan for the Extraordinary General Meeting of Shareholders
68.	November 4, 2024	063/29/CSE/CMAI/Srt	BEI and OJK	Submission of Proof of Advertisement for the AGM Notification
69.	November 5, 2024	063/30/CSE/CMAI/Srt	BEI and OJK	Monthly Report on the Registration of Securities Holders
70.	November 5, 2024	063/31/CSE/CMAI/Srt	BEI and OJK	Submission of Materials for the Annual Public Expose
71.	November 12, 2024	063/744/CSE/CMAI/Srt	BEI and OJK	Submission of the Fit and Proper Assessment Report
72.	November 12, 2024	063/745/CSE/CMAI/Srt	BEI and OJK	Request for Explanation from Issuers and Other Public Companies
73.	November 13, 2024	063/32/CSE/CMAI/Srt	BEI and OJK	Report on the Results of the Annual Public Expose
74.	November 19, 2024	063/422/DIR/CSE/Srt	BEI and OJK	Notice of the Extraordinary General Meeting of Shareholders
75.	November 19, 2024	063/33/CSE/CMAI/Srt	BEI and OJK	Submission of Proof of Advertisement for the AGM Notice
76.	November 19, 2024	063/755/CSE/CMAI/Srt	BEI and OJK	Request for Explanation from Issuers and Other Public Companies
77.	December 5, 2024	063/34/CSE/CMAI/Srt	BEI and OJK	Monthly Report on Securities Registration
78.	December 13, 2024	063/470/DIR/CSE/Srt	BEI and OJK	Summary of the Minutes of the Extraordinary General Meeting of Shareholders
79.	December 13, 2024	063/35/CSE/CMAI/Srt	BEI and OJK	Submission of Proof of Advertisement for the AGM Results
80.	December 31, 2024	063/502/DIR/CSE/Srt	BEI and OJK	Changes in the Audit Committee
81.	December 31, 2024	063/36/CSE/CMAI/Srt	BEI and OJK	Changes in the Nomination and Remuneration Committee of the Issuer or Public Company

Code of Conduct

The Code of Conduct or Corporate Culture is a guideline that functions as:

1. Codification or compilation of policies, employee regulations that set standards of behavior both for Management and Employees in realizing GCG and the Bank's work culture.
2. Reference for every Bank employee in good and professional behavior to regulate themselves based on mutual interests with all stakeholders.
3. The basis for determining service products and various activities carried out by the Bank are deemed to have fulfilled the specified code of conduct, work ethics and business.
4. Reference to maintain a good relationship between the Bank's personnel and related external parties based on GCG principles and the application of behavior, work ethics and business. The implementation of the Code of Conduct is a must and must be obeyed by every Bank employee consistently showing that the Bank upholds cultural values as well as business ethics and behavior in carrying it out. As a code of conduct, and work and business ethics of the Bank, the Code of Conduct is in line with the vision and mission to be achieved by the Bank and supported by values that are upheld in accordance with the prevailing corporate culture.

Scope of Code of Conduct

The Code of Conduct of Bank Jatim is regulated under the Board of Directors Decree of PT Bank Pembangunan Daerah Jawa Timur Tbk No. 063/03/30/DIR/HCP/KEP dated February 29, 2024, concerning the Standard Operating Procedure (SOP) on Conduct, Work Ethics, and Business Ethics of PT Bank Pembangunan Daerah Jawa Timur Tbk. The implementation of the Code of Conduct is a necessity aimed at establishing governance as a corporate culture, which is measured through guidelines on conduct, work ethics, and business ethics. The Code of Conduct serves as the primary reference for the attitudes and actions that Bank Jatim personnel must adhere to and those that must be avoided in their daily activities within the Bank Jatim environment. This means that management and employees must comply with and uphold the Code of Conduct enforced at Bank Jatim.

The scope of the Code of Conduct includes:

1. Company Relations with Stakeholders such as guidelines for the Bank's organs and all employees
2. Internal Environmental Behavior (Board of Commssioners, Board of Directors, and employees) with the external environment, for example conflicts of interest, giving and receiving gifts and donations, compliance with regulations, and confidentiality of information.

Principals of Code of Conduct

The main points of the Code of Ethics contain work ethics and business ethics. Work ethics and business ethics includes the following aspects:

Work Ethics	
Handling of Conflict of Interest	In carrying out business activities that refer to the principles of Good Corporate Governance, the Bank is required to manage conflicts of interest. Conflict of interest management is aimed at creating a work climate that always puts the interests of the Bank ahead of personal interests and improves good relations with suppliers, customers, and other stakeholder parties. Handling of conflicts of interest to refer to the applicable internal provisions
Gratification Control	a. All Bank Officials and Employees are prohibited from giving or promising gratuities either directly or indirectly, which are considered as giving bribes to civil servants or State administrators if the gift relates to their position and is contrary to their obligations or duties; b. All Bank Officers and Employees are prohibited from receiving and soliciting gratuities that are considered bribes either directly or indirectly from any party in order to comply with policies/ decisions/treatment of Bank officials and employees according to their position, authority, and responsibility; c. All Bank Officers and Employees are required to reject gratuities that are considered bribes, whether received directly or indirectly; d. Categories and procedures for reporting gratuities are regulated in more detail in the applicable regulations

Work Ethics	
Political Activities	a. The Bank guarantees and respects the rights of the Bank's management and employees to exercise their political rights in accordance with the provisions of the applicable laws and regulations. Banks will not impose their will/limit the rights of management and bank employees as individuals to be able to channel their political aspirations; b. Its management and Bank employees individually can convey political aspirations freely without pressure from any party in accordance with the applicable laws and regulations; c. Prohibited activities: 1. Management and Bank Employees are prohibited from becoming administrators of political parties and/or/candidates/members of the legislature; 2. Bank management and employees are prohibited from participating in election campaigns and/or being election campaign executors; 3. Bank Management and Employees are prohibited from providing donations and other assistance in any form including the use of facilities and infrastructure owned by the Bank for Presidential Elections, Regional Head Elections and members of the legislature; 4. Pursuant to the Law on Elections, members of the DPR, DPD and DPRD, management and employees of banks who become campaigners can be subject to criminal sanctions and imprisonment as provided for in the applicable laws. d. Resignation and Cessation from Political Activities Resignation and Bank employees who become Executives of Political Parties/and/or become candidates/ members of the legislature are required to resign and/or be dismissed from their respective positions and obtain rights according to the Bank's internal provisions that apply.
Bussiness Ethics	
Bank Ethics with Employees	Bank Ethics with employees can be conveyed as follows: a. Fairness of treatment of Bank employees; b. Assignments and Employee Activities Outside the Bank; c. Prohibition of Employee Involvement in Bank Securities Business Activities; d. Employee Discipline; e. Work environment; f. Employee Aspiration Channel;
Bank Ethics with Customers	a. Offering products and services according to predetermined quality standards; b. Providing the best service to customers and following up on customer complaints fairly without discrimination; c. Carrying out continuous promotions in a healthy, fair, honest, non-misleading manner and accepted by applicable norms to achieve customer satisfaction and trust
Bank Ethics with Goods and Service Providers	a. The selection of goods and services providers must be based on an assessment of capabilities, achievements, and based on compliance and objectivity in the fields of price standards, quality, availability, requirements and services provided by partners/suppliers; b. Banks do not treat goods and services providers who have become customers of the Bank in a special way; c. Carry out payments to providers of goods and services on time as long as the invoice issued is accompanied by supporting documents and is in accordance with the agreed amount; d. Imposing sanctions on goods and services providers who commit violations; e. Maintaining good communication with providers of goods and services including following up on complaints and objections; f. Utilizing good relations with providers of goods and services as an intelligent market and intelligent competitor; g. Applying the latest goods and services procurement technology; h. Every Bank employee is prohibited from asking for and/or receiving compensation, both financial and non f inancial for personal gain; i. Goods and service providers are advised to understand and follow Bank regulations relating to procurement and services from external parties; j. Other provisions regarding the procurement of goods and services refer to the provisions stipulated by the General Division.
Bank Ethics With Competitors	a. The Bank complies with the provisions of the anti-monopoly law; b. Conduct market research to find out competitors' positions; c. Carrying out fair and competitive competition by prioritizing the excellence of quality products and services.
Bank Ethics with Work Partners	a. Making mutually beneficial cooperation agreements with partners; b. Uphold agreed rules and procedures; c. Prioritizing the achievement of optimal results according to the best standards; d. Building intensive communication with work partners to continuously improve performance on an ongoing basis.

Bussiness Ethics	
Bank Ethics with the Government and Regulators	a. Employees are required to study, understand and comply with all provisions, policies and/or/ regulations both internal and external including the provisions of BI, OJK and applicable laws and regulations of other authorities and regulators; b. Employees must be aware not to cooperate with customers and/or active parties who violate the law; c. Deviations, negligence or employee violations of internal and external provisions, policies and regulations including BI, OJK and applicable laws and regulations as well as other authorities and regulatory provisions are subject to sanctions in accordance with applicable procedures; d. Fostering good relations and communication with the Central and Regional Governments, the Financial Services Authority, Bank Indonesia and other external parties; e. Applying the best standards (best practices) by taking into account the applicable regulations regarding the quality of services, products and services, health, safety, and the environment; f. Avoid practices of Corruption, Collusion and Nepotism (KKN) in dealings with the Government and Regulators.
Bank Ethics with Society	a. Development in the social sector, namely activities that have an impact on improving the quality of social life, culture, religion, and social welfare; b. Supporting environmental preservation efforts; c. Community economic development; d. Incidental activities.
Bank Ethics With Mass Media	a. Providing relevant and balanced information to the mass media, both general, specific, strategic and sensitive information; b. The Bank appoints a spokesperson who represents the Bank in communicating with the media, namely: 1. President Director and Director; 2. Corporate Secretary; 3. Branch Manager. c. The Bank's communication tools with the mass media consist of press conferences, press releases, interviews and media inquiries; d. Accept and follow up on constructive criticism conveyed through the mass media, but still pay attention to the aspects of risk and costs.
Bank Ethics with Professional Organizations	a. Make mutual agreements regarding ethical standards that apply to fellow members of professional and regulatory organizations; b. Uphold the attitude of partnership and equality towards fellow members of professional and regulatory organizations

Compliance with Code of Conduct

The Code of Conduct applies to all management and employees in carrying out the company's business activities and in interactions between the Board of Commissioners, Board of Directors, and employees with all stakeholders. The company requires the signing of an Integrity Pact, which must then be implemented with the utmost commitment. The successful implementation of the Code of Conduct is the responsibility of all leaders within their respective work units.

Dissemination of Code of Conduct

Facilities for the dissemination of Code of Conduct are as follows:

1. Human Capital Portals
2. Compliance Portal
3. Integrity Pact
4. Campaign Program, includes:
   a. Printed advertising (posters, banners, hanging banners, stickers, and mica standing)
   b. Other campaigns include agendas, mouse pads, flash drives, paper fans, umbrellas, tumblers, power banks, and clothes pins.



Pic 1.1

1.1 One form of risk culture campaign is through the use of a pain on the left of the uniform.

   c. Portal and Corporate Identity
   d. Quiz
   e. Social media
      - Employee Involvement Campaign including the Expression songwriting contest
      - Leaders Talks Values

Efforts for Implementation and Enforcement of the Code of Conduct

Implementation of the code of ethics is an obligation for the management and employees of the Bank. This code of conduct will always be used as a guide in the preparation of policies, manuals/ procedures and management practices. Bank Jatim regularly monitors compliance with the Code of Conduct In order to build commitment to the implementation of the code of ethics, all management and employees will apply the code of ethics with commitment and consistency, which is documented through the signing of the Integrity Pact or Statement of Attitudes of Bank Jatim personnel regarding the implementation of the Code of Conduct. This integrity pact is valid until the person concerned is not actively working at Bank Jatim.

Types of Sanctions for Violations of the Code of Ethics

Sanctions for violations of the Code of Conduct are regulated under the Board of Directors Decree of PT Bank Pembangunan Daerah Jawa Timur Tbk No. 062/03/34/DIR/HCP/KEP dated May 24, 2023, concerning the Standard Operating Procedure on Employee Punishment. Sanctions will be imposed on any Bank Jatim employee who are proven to have committed a violation, provided that the violation has been legally and validly established. New sanctions can be determined after the type of violation is known. All types of administrative sanctions in the form of mild, moderate, or severe sentence are determined by a Decree of the Board of Directors, and the person concerned will lose the opportunity to attend education/training funded by the Bank as long as the person concerned has not finished serving and is receiving rehabilitation from the Board of Directors.

The types of sanctions for violating the code of ethics are as follows:

1. Sanctions for Code Violation
   a. Sanctions for Violation of Rules in the Form of Guidance
      - Verbal Reprimand
      - Reminder Letter
   b. Sanctions for Violation of Rules in the Form of Disciplinary Penalties
      - Sanctions for Misuse of Bank Secrets and Data and Activities that Endanger the Bank's Bussines
      - Sanctions for Discipline
      - Sanctions for Disciplinary Violation
2. Criteria for Disciplinary Violations
   a. Violation of Authority & Procedure
   b. On purpose
   c. Financial
3. Categories of Disciplinary Violations
   a. Category I - Light Office Punishment
   b. Category II - Medium Position Penalty
   c. Category III - Severe Office Penalties
4. Types of Disciplinary Punishment
   a. Category I - Minor Position Penalty:
      - Written Warning
      - Unsatisfied Statement
   b. Category II - Moderate Position Sanctions
      - Demotion of Personal Grade by 1 Level
      - Demotion of Personal Grade by 2 Level
   c. Category III - Heavy Service Penalties
      - 1 (one) Level Demotion
      - 2 (two) Levels of Demotion
      - Revocation of Mandates for Position Holders
      - Disrespectful Termination

Number of Violations and Sanctions Given

No.	Branch/Division	Case	Number Involved	Sanctions
1.	Branch	Violation of Operational Procedures	1	Termination with Dishonor
2.	Branch	Fraud Related to Customer Funds	6	Warning Letter 1
3.				Warning Letter 1
4.				Warning Letter 1
5.				Warning Letter 1
6.				Warning Letter 1
7.				Termination with Dishonor
8.	Branch	Credit Procedure Violation	1	Termination with Dishonor

No.	Branch/Division	Case	Number Involved	Sanctions
9.	Branch	Credit Procedure Violation	4	Demotion of Personal Grade by 2 Levels
10.				Demotion of Personal Grade by 1 Levels
11.				Demotion of Personal Grade by 1 Levels
12.				Demotion of Personal Grade by 1 Levels
13.	Branch	Credit Procedure Violation	1	Demotion by 1 Level
14.	Division	Violation of Employee Code of Conduct	1	Statement of Dissatisfaction
15.	Branch	Violation of Operational Procedures	2	Demotion by 1 Level
16.				Written Warning
17.	Branch	Fraud Related to Customer Funds	2	Demotion by 1 Level
18.				Warning Letter 1
19.	Branch	Violation of Operational Procedures	3	Termination with Dishonor
20.				Demotion of Personal Grade by 2 Levels
21.				Warning Letter 1
22.	Branch	Fraud Related to Customer Funds	3	Demosi 2 Tingkat
23.				Warning Letter 1
24.				Warning Letter 1
25.	Branch	Fraud Related to Customer Funds	1	Termination with Dishonor
26.	Branch	Violation of Operational Procedures	2	Demotion of Personal Grade by 2 Levels
27.				Warning Letter 1
28.	Branch	Violation of Operational Procedures	2	Warning Letter 1
29.				Warning Letter 1
30.	Branch	Violation of Operational Procedures	4	Termination with Dishonor
31.				Termination with Dishonor
32.				Statement of Dissatisfaction
33.				Statement of Dissatisfaction
34.	Branch	Violation of Employee Code of Conduct	2	Statement of Dissatisfaction
35.				Statement of Dissatisfaction
36.	Branch	Credit Procedure Violation	7	Termination with Dishonor
37.				Demotion of Personal Grade by 1 Levels
38.				Demotion of Personal Grade by 2 Levels
39.				Demotion of Personal Grade by 2 Levels
40.				Written Warning
41.				Written Warning
42.				Statement of Dissatisfaction
43.	Branch	Credit Procedure Violation	1	Demotion by 2 Level
44.	Branch	Violation of Employee Code of Conduct	1	Written Warning

No.	Branch/Division	Case	Number Involved	Sanctions
45.	Branch	Violation of Operational Procedures	7	Termination with Dishonor
46.				Demotion of Personal Grade by 2 Levels
47.				Statement of Dissatisfaction
48.				Statement of Dissatisfaction
49.				Statement of Dissatisfaction
50.				Statement of Dissatisfaction
51.				Warning Letter 1
52.	Branch	Credit Procedure Violation	3	Termination with Dishonor
53.				Statement of Dissatisfaction
54.				Warning Letter 1
55.	Branch	Credit Procedure Violation	3	Written Warning
56.				Statement of Dissatisfaction
57.				Demotion of Personal Grade by 2 Levels
58.	Branch	Violation of Employee Code of Conduct	1	Written Warning
59.	Division	Violation of Employee Code of Conduct	1	Written Warning
60.	Branch	Violation of Employee Code of Conduct	2	Warning Letter 1
61.				Warning Letter 1

Performance-Based Long-Term Compensation Policy

The provision of long-term performance-based compensation is granted by the Bank in the Employee and/or Management Stock Ownership Program (ESOP/MSOP).

Share Ownership Program by Employees and/or Management (ESOP/MSOP)

Bank Jatim held a share ownership program by employees and management based on the resolution of the Company's General Meeting of Shareholders on March 19, 2012 which was then stated in Deed No. 89 dated April 25, 2012.

Purpose of Employee Stock Allocation (ESA) and Management Employee Stock Option Plans (MESOP)

The main objective of the Company's Management and Employee Share Ownership Program is that the management and employees of the Company have a sense of belonging and are expected to increase the work productivity of each employee which in turn will also improve overall corporate performance, so that there is an increase in company value. which can be enjoyed by the Company's stakeholders.

Total Share and/or Option

Bank Jatim holds an Employee Stock Allocation (ESA) program by allocating shares as much as 10% (ten percent) of the total issuance of Shares Offered and issuing Stock options for the Management and Employee Stock Option Plans (MESOP) program as much as 0, 71% (zeropoint seven one percent) of the total issued and fully paid-up capital after the Public Offering.

Period of Implementation

The Implementation Period is determined following the provisions of Registration Regulation No. I-A attached to the Decree of the Board of Directors of the Jakarta Stock Exchange No.Kep-305/ BEJ/07-2004 dated July 19, 2004, namely a maximum of 2 (two) implementation periods per year with the provision that each implementation period will be open for 30 (thirty) Exchange days. The MESOP program will be implemented following the applicable laws and regulations.

Requirements for Employee and/or Entire Management

EMPLOYEE STOCK ALLOCATION (ESA)

ESA is a share allocation program for employees, in this program Bank Jatim provides a special allocation or percentage for employees to own Bank Jatim shares. The ESA program can be seen in several companies when they are about to conduct an Initial Public Offering (IPO). The price for implementing the ESA program is the same as the bid price at the time of the IPO.

The share allocation for the ESA program consists of:

- Award Shares, namely the provision of shares to employees as an Award.
- Certain Allotment Shares, namely the allocation of share ownership to employees in the form of purchasing certain shares of IPO according to the limit.

Participants who can be included in the share ownership program or ESA program are as follows:

- Employees who have worked for 1 (one) year starting from April 30, 2012.
- Not in the status of being sanctioned by position/skorsing.

If the total shares allocated in the ESA program are not fully distributed, the remainder will be offered to the community. Provisions for the implementation of ESA program are as follows:

1. Award Shares
   a. Distributed to all "Employees" at the cost of Bank Jatim.
   b. The employees receive the shares freely at the time the Bank's shares are listed on the Indonesia Stock Exchange
   c. Award Shares are provided amounting to 1 time Employee's salary.
   d. Employees are obliged to sign a statement of compliance with the provisions of ESA program. The requirements for receiving Award Shares are:
      - Has been worked for 1 (one) year as of April 30, 2012
      - Not in the status of being subject to office sanctions/skorsing
      - Allocation based on position
      - The award shares are subject to a "lockup" for 2 (two) years
      - During the lockup period when the employee resigns or is terminated due to administrative sanctions, the right to the Award Shares is null and void.
2. Certain Allotment Shares
   a. Offered to all "Employees" to buy shares at IPO price. There is no obligation to buy.
   b. Allotment must be worth 7 times Employee's salary
   c. Employees who voluntarily buy their certain allotment shares, their account will be blocked for payment in cash on the date of the highest payment price
   d. Requirements for buying Certain Allotment Shares:
      - Has worked for 1 (one) year starting from April 30, 2012
      - Not in the suspension status
      - Certain Allotment is as much as 7 times Employee's salary.
      - Certain Allotment Shares are subject to "Lock-up" for 3 months.

The procedures to obtain shares in the ESA program are as follows:

- For Award Shares, Program Participants will obtain a free allocation of Award Shares on the date of allotment of shares for the Initial Public Offering of the Bank's Shares. Program Participants will obtain a Share Allotment Confirmation Form.
- For Certain Allotment Shares, Program Participants who wish to buy shares offered for the certain allotment submit an order for maximum Certain Allotment Shares in accordance with the amount allocated on behalf of the Participant. At the time of ordering the Certain Allotment Shares, Participants must provide full price payment funds in accordance with the amount ordered. Participants must provide power of attorney to PT Bahana Sekuritas to sign the Share Purchase Order Form (FPPS) on behalf of the Ordering Party. On the date of allotment of shares, Participants will receive Confirmation of Shares Allotment on the Certain Allotment Shares ordered through the ESA program.

MANAGEMENT EMPLOYEE STOCK OPTION PLANS (MESOP)

The Management & Employee Stock Option Plan (MESOP) is a program established to grant option rights to the participants (optionee) to buy Bank's shares at the exercised price previously specified. The shares can be exercised in accordance with the specified exercised windows.

The exercise price of Option Rights will be determined based on Item V.2.2 of the Regulation of Registration No. I-A, Attachment of the Decree of Board of Directors of Jakarta Stock Exchange No. Kep-305/BEJ/07- 2004 dated July 19, 2004, which is at least 90% of the average closing price of the Bank's share trading on the Indonesian Stock Exchange, before the date of the Bank's notification to the Indonesia Stock Exchange concerning the opening of the Exercise Window Period for Option Rights in the MESOP Program.

Participants of the MESOP Program are as follow:

- Board of Commissioners, excluding Independent Commissioners
- Sharia Supervisory Board.
- Members of Board of Directors who served at the time of issuance of Option Rights

- Structural Officers, including Division Heads, Main Branch Managers, Sub-Division Heads, Branch Managers, and Department Heads at Main Branch.
- Participants entitled to participate in the MESOP program are permanent employees registered as MESOP participants in accordance with the provisions of the Fifth Dictum paragraph (1) Decree No: 057/251/DIR/CSE/KEP regarding Procedures for Implementing the MESOP Program. This decision with the same position and/or level as well as above that, until the time of implementation of the MESOP program.
- Participants not entitled to participate in the MESOP program are employees who resign, dishonorably dismissed, or pass away.

The Option Rights in the MESOP Program will be issued in 3 Phases, namely:

Table of MESOP Program Option Rights

Phase I	Up to 30% of the number of Option Rights that can be issued in the MESOP Program
Phase II	Up to 30% of the number of Option Rights that can be issued in the MESOP Program
Phase III	Up to 40% of the number of Option Rights that can be issued in the MESOP Program

Implementation Price or Implementation Price Determination

Bank Jatim has carried out the Management and Employee Stock Option Plans (MESOP) program since 2016 and ends in 2020 with an offering price of IDR450, IDR409 and IDR599. The number of shares issued for IDR409 was 3,163,900, and shares with a price of IDR599 were 9,963,600 shares. So that the total paid-up capital on December 31, 2020, amounted to IDR3,753,874,520,500 or a value of 15,015,498,082 shares. In 2024, Bank Jatim did not implement a Management and Employee Stock Option Plan (MESOP); therefore, no shares were allocated to the Board of Commissioners, Board of Directors, or executive officers.

Whistleblowing System

Submission and Media of Violation Reports

The policy and scope of complaints are regulated as follows, among others:

1. Source of whistleblowing reporting with identity
2. The Bank's management emphasizes the effectiveness of implementing a fraud control system on the disclosure of complaints.
3. Management of the Bank has a strong commitment to provide support and protection to each fraud reporter and to guarantee the confidentiality of the identity and report of fraud submitted.
4. Means of complaints provided by the Bank in the form of:
   - Come in person and write to the Bank Jatim Internal Audit Division (Jln. Basuki Rahmat No.98 - 104 surabaya).
   - Website via https://wbs.bankjatim.co.id/
   - Text/Whatsapp Phone to 081330003040
5. Fraud complaint criteria refer to the provisions and applicable laws.

Protection of Whistleblowers

As a form of the Bank's commitment to implementing antifraud strategies and mechanisms for complaints of violations and guaranteeing protection for reporters in good faith, the Bank is obliged to:

1. Banks are required to protect whistleblowers.
2. The protection provided by the Bank against whistleblowers is intended to encourage the courage of whistleblowers to report fraud complaints in a clear, detailed and transparent manner.
3. Whistleblower protection includes protection of whistleblower identity and report content.
4. The Bank is committed to protecting whistleblowers in good faith and the Bank will comply with all relevant laws and regulations as well as best practices that apply in managing whistleblowers.
5. All reports of fraud complaints will be guaranteed confidentiality and security by the Bank and whistleblowers can obtain information about the progress of their complaints.
6. The Bank provides protection to internal Bank employee whistleblowers from the following:
   - Dismissal.
   - Demotion.
   - Discriminatory acts.
   - Intimidation.
   - Other protections in accordance with the prevailing laws and regulations.

Complaint Management

The process of investigating and collecting evidence related to events that are reasonably suspected of acts constituting fraud consisting of several stages including:

1. Reviewing information entered through the whistleblower or from the results of the examination of the Bank's internal audit team and collecting evidence of both physical evidence, information on the scene (other information) and summons of witnesses related to the type of irregularities that occurred and people who were indicated to have committed a crime (fraud).
2. Conducting an examination by verifying the evidence and information and the truth can be trusted and if the

verification and information cannot be trusted then the evidence is made as a document/archive and the process is terminated.
3. If the perpetrators and witnesses are not cooperative (collaboration) confrontation will take place.
4. Carrying out examination on the weaknesses of the system procedure, the weakness of the technology system or others.
5. Calculating the estimated loss (financial loss) that occurs from the fraud.

Employees involved in fraud cases are subject to sanctions according to the prevailing Reward & Punishment Guidelines of Bank Jatim, including written warnings, demotions to termination of employment depending on the type of violation that has been committed and the loss suffered.

Bank Jatim will continue to strive to increase the understanding and concern of employees and other parties to report violations through whistleblowing facilities so that they are expected to be able to create a clean and integrity work environment. In this regard, the following steps have been taken:

1. Undertake Anti-Fraud Strategy program, including surprise audit (Operational & Credit).
2. Conducting socialization related to the implementation of anti-fraud strategy and whistleblowing system at the exit meeting results of the audit and employees including new employees.
3. Disseminating materials related to the implementation of antifraud and whistleblowing strategies in the education schedule of employee promotion programs.
4. Developing the Anti-Fraud Strategy system.



Flowchart of Anti-Fraud Strategy Implementation

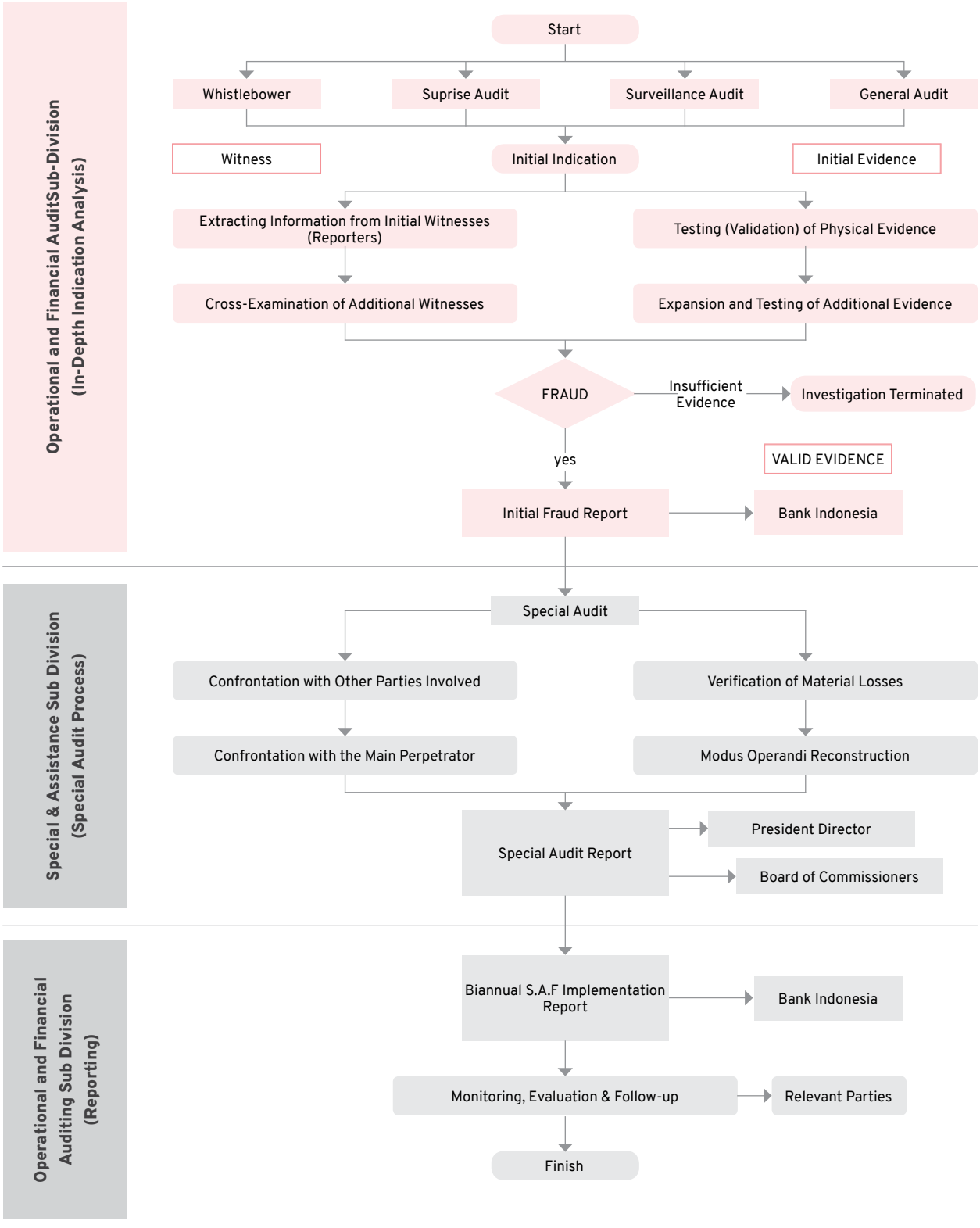

Types of Violations that can be Reported

There were 2 types of violations, namely violations of discipline and disciplinary violations related to violations of rules that were processed through the Human Capital Division and their actions in the form of Coaching, Mentoring and Counseling related to disciplinary violations, types of violations that could later be processed and deepened by the Internal Audit Division.

Management of Violation Reports

The complaint database from the whistleblower was under the authority and responsibility of the Internal Audit Division and for complaint information was the responsibility of the Operational & Financial Audit Sub Division.

Socialization of Whistleblowing System

Socialization of the Whistleblowing System is carried out simultaneously with socialization related to the implementation of anti-fraud strategies and at the exit meeting of audit results and employees including new employees.

Number of Complaints and Its Follow Up

In 2024, 15 (fifteen) reports met the elements of fraud through the whistleblower mechanism. Below is a table detailing the number of complaints received through the whistleblower channel during 2024:

No	Description	Number of Complaints
1	Number of Complaints in2024	15
2	Number of Complaints Processed	15
3	Number of Complaints That Have Been Completely Processed	12
4	Number of Unfinished Complaints Processed	3

Sanctions/Follow Up on Complaints in 2024

Complaints that have been successfully processed and proven are then subject to sanctions according to the provisions outlined in Bank Jatim's reward and punishment policy.

Completed Complaints Processed in 2024	Total	Sanctions/ Follow Up
Proven	12	The involved parties were sanctioned under the applicable Employee Punishment Standard Operating Procedure (SOP).
Not Proven	-	-

Anti Corruption Program

Programs and Procedures in Overcoming Corruption, Kickbacks, Fraud, Bribery and/or Gratification Practices

Prevention of Corruption Practices

Bank Jatim has implemented several policies related to Corruption Prevention, including the Implementation of Anti Fraud Strategies, Work and Business Ethical Behavior (Code of Conduct), Conflict of Interest Guidelines, Corporate Culture, Gratuity Policy, Employee Discipline Regulations, Market Code of Ethics Guidelines, and Guidelines for Maintaining the Confidentiality of Data and Information.

Actions taken by Bank Jatim to address issues of corrupt practices, particularly in Conflict of Interest, are regulated, including the following:

1. All parties, both employees and leaders, must obey the code of ethics
2. Maintaining the confidentiality of company information
3. A prohibition for all levels of the Company from providing or promising gratuities, both directly and indirectly, which are considered bribery to government officials or state administrators if such provision is related to their position and conflicts with their obligations or duties
4. A prohibition on receiving or requesting gratuities, considered as bribery, directly or indirectly, from any party to influence the policies/decisions/treatments of Bank officials and employees according to their positions, authorities, and responsibilities.
5. The obligation to reject gratuities considered as bribery, whether received directly or indirectly.

Implementation of Anti-Fraud Strategy

In order to prevent cases of operational irregularities at the Bank, especially fraud that could harm customers or banks and the issuance of Financial Services Authority Regulation No. 39/POJK.03/2019, dated December 19, 2019, concerning implementing an Anti-fraud Strategy for Commercial Banks, it is necessary to increase the effectiveness of internal control to minimize fraud risk including implementing an

antifraud strategy. The organizational system responsible for implementing the anti-fraud strategy at Bank Jatim is the Internal Audit Division.

The fraud control system has been implemented following the anti-fraud strategy guidelines following the Decree of the Board of Directors number 060/22/DIR/AUI/KEP dated January 28, 2021 concerning the Handbook for Implementing the Anti Fraud Strategy of PT Bank Pembangunan Daerah Jawa Timur Tbk. Every fraud incident is of particular concern in resolving the case. The Bank's Management requires that all appropriate levels within the Bank's internal environment have concerns for anti-fraud. The anti-fraud concern is pursued continuously in the form of zero tolerance for fraud. In implementing the Anti Fraud Strategy in the form of a Fraud control system, it includes 4 (four) interrelated pillars, namely Prevention, Detection, Investigation Reporting and Sanctions, Monitoring Evaluation, and Follow Up.

Prevention
The prevention pillar is part of the fraud control system that aims to include steps to reduce the potential risk of fraud, including anti-fraud awareness, identification of vulnerabilities and Know your employee.

Detection
The detection pillar is part of the fraud control system which aims to contain steps to identify and find fraud in the Bank's business activities, including policies and mechanisms for whistleblowing, surprise audits, surveillance systems.

Reporting Investigations and Sanctions
The Investigation, Reporting and Sanctions Pillar is part of the fraud control system which aims to include steps for digging up information (investigation), reporting system, and imposition of sanctions for fraud in the Bank's business activities.

Monitoring Evaluation and Follow-up
The Monitoring Evaluation and Follow-up Pillar is part of the fraud control system which aims to include steps to monitor and evaluate fraud as well as follow-up mechanisms for frauds that occur.

The implementation of the four pillars takes into account the following:
1. Bank's internal and external environmental conditions
2. Complexity of business activities
3. Potential, types and risks of fraud
4. Adequacy of the required resources

The successful implementation of the overall antifraud strategy depends very much on the commitment and enthusiasm of the Board of Commissioners and Directors to foster a culture and anti-fraud concern at all levels of the Bank's organization. One of them is by making a written commitment called the AntiFraud Declaration signed by the Board of Commissioners, Directors and all employees of the Bank's organization.

Prevention and detection and identification of potential risks of vulnerability is an early warning system for the operational process. Identification of findings that indicate fraud, is implied in the whistleblowing policy and mechanism. Through this mechanism it is expected to detect early on the occurrence of a violation and can increase the level of participation of employees, customers and other stakeholders in reporting a violation and be used as an early warning of the possibility of a violation in the Bank.

Anti-Bribery Management System

Bribery is a phenomenon that often occurs within the banking sector. Bribery has serious implications for the Bank's performance sustainability. Therefore, Bank Jatim is committed to preventing bribery through the implementation of the ISO 37001:2016 Anti-Bribery Management System (ABMS).

Implementation of the ISO 37001:2016 Anti-Bribery Management System (ABMS) is carried out by Bank Jatim through a series of the following steps:
1. Establishment of the Anti-Bribery Management System Policy signed by all Directors
2. Appointment of a competent work unit to oversee compliance with anti-bribery practices, referred to as the Anti-Bribery Compliance Function
3. Training on awareness of the ISO 37001:2016 Anti-Bribery Management System (ABMS) attended by representatives from the relevant work units
4. Establishment of internal regulations related to the Anti Bribery Management System
5. Implementation of anti-bribery and gratuity socialization for Bank vendors
6. Sign the Integrity Pledge by the Board of Commissioners, Board of Directors, and all employees
7. Implementation of Stage 1 and Stage 2 audits by the Certification Body

Due to the steps taken, Bank Jatim obtained the ISO 37001:2016 Anti-Bribery Management System (ABMS) Certificate from the Certification Body on December 18, 2023. With the acquisition of the ISO Anti-Bribery Management System (ABMS) certificate, it is expected that:
1. Raising the awareness among all executives and employees about the risk of bribery in Bank Jatim business processes
2. Enhancing the trust of stakeholders and shareholders in Bank Jatim services.
3. Improving Bank Jatim business performance.

Gratification Policy

In order to create an anti-corruption culture and provide a reference for the implementation of gratificiation control and reportin, Bank Jatim establishes a gratification policy through:

1. Decree of the Board of Directors Number 062/03/41/ DIR/ KPT/KEP dated July 21, 2023 concerning Standard Operating Procedure (SOP) Gratification Control and Reporting.
2. Circular Letter Number 062/04/25/KPT/SE dated April 4, 2023 concerning Technical Guidelines for Gratification Reporting.

The policy regulates the types of gratification objects that must be reported, the types of gratification objects that are not required to be reported (excluded), the rights and protection of the reporter, as well as the gratification reporting mechanism.

GRATIFICATION CONTROL MANAGEMENT

As an effort in controlling gratification, Bank Jatim implements several programs that refer to the provisions and procedures set by the Corruption Eradicatio Commission (KPK). The Gratification Control Program (PPG) established by the Corruption Eradication Commission (KPK) includes the following:

1. Gratification Control Framework;
2. Dissemination of Gratification Control Messages;
3. E-Learning: "Enhancing Understanding of Gratification for State Officials and Civil Servants";
4. Socialization/Dissemination of Gratification Control;
5. Identification of High-Risk Areas for Gratification Practices;
6. Risk Mitigation for High-Risk Gratification Practices;
7. Reporting of Acceptance and/or Rejection of Gratification;
8. Innovation in Gratification Control.

Every semester, the Corruption Eradication Commission (KPK) conducts an assessment of the implementation of the Gratification Control Program (PPG) carried out by Bank Jatim. In 2024, the implementation of Bank Jatim's PPG received a score of 95.5 from the KPK, with the following details:

1. Gratification Control Framework (Weight 100%)

No	Component	Weight	Score
1	Gratification Control Regulations	50	100
2	Establishment/Decree or Other Documents	50	100
3	Additional Documents (Specific to SOEs/Regional SOEs)	0	0
Total Score for Gratification Control Framework			**100**

2. Dissemination of Gratification Control Messages (100%)

No	Component	Weight	Score
1	Message Dissemination via Media (Internal Target)	50	100
2	Message Dissemination via Media (External Target)	50	100
Total Score for Message Dissemination via Media			**100**

3. E-Learning: "Enhancing Understanding of Gratification for State Officials and Civil Servants" (Weight 40%)

No	Component	Weight	Score
1	E-Learning on Enhancing Understanding of Gratification	50	100
Total Score for E-Learning on Gratification Control			**40**

4. Socialization/Dissemination of Gratification Control (Weight 60%)

No	Component	Weight	Score
1	Socialization to Internal Parties (All Employees)	50	100
2	Socialization to External Parties	50	100
Total Score for Socialization/Dissemination of Gratification Control			**60**

5. Identification of High-Risk Areas for Gratification Practices (Weight 100%)

No	Component	Weight	Score
1	Identification of High-Risk Areas for Gratification Practices	100	100
Total Score for Identification of High-Risk Areas			**100**

6. Risk Mitigation for High-Risk Gratification Practices (Weight 100%)

No	Component	Weight	Score
1	Risk Mitigation for High-Risk Gratification Practices	100	80
Total Score for Risk Mitigation of High-Risk Areas			**80**

7. Reporting of Gratification Acceptance and/or Rejection (Weight 100%)

No	Component	Weight	Score
1	Gratification Reporting	100	100
Total Score for Gratification Reporting			**100**

8. Innovation in Gratification Control (Weight 100%)

No	Component	Weight	Score
1	Innovation in Gratification Control	100	75
Total Score for Innovation in Gratification Control			**75**

The achievement of these values, led Bank Jatim to get rank 1 (classification category) and rank 7 (national category). The achievement of these values and rankings, shows that Bank Jatim has a commitment in controlling gratification.

Socialization of Gratuity Policy

Bank Jatim organizes gratification socialization to internal and external parties held on:

Theme	Participant	Execution Time	Socialisation Media
Technical Guidance on the Implementation of Gratification E-Learning	Credit Division Leader (PBK)/ Operational Division Leader (PBO)	September 20, 2024	Zoom Meeting
Technical Guidance on the Implementation of Gratification E-Learning	Compliance & AML CFT Division Officer	September 20, 2024	Offline

Theme	Participant	Execution Time	Socialisation Media
Socialization of Bribery and Gratification Control	1. Director of Compliance 2. Compliance & APU PPT Division 3. General Division 4. Internal Audit Division 5. Human Capital Division 6. Legal Division 7. Risk Management Division 8. Vendor Bank Jatim	November 22, 2024	Zoom Meeting

Gratification Report in 2024

During 2024, there were 4 (four) reports of receiving gratuities and have received a determination from the Corruption Eradication Commission (KPK).

Anti-Corruption Training/Socialization for Employees

Theme	Time of Implementation	Participants
Legal Basis for Banking, AML/CFT and Anti-Gratification	May 18, 2024	33
AML-CFT & Gratification, Compliance Culture, Anti Fraud Strategy & Critical Point Fraud	May 31, 2024	38
AML-CFT & Gratification, Compliance Culture, Anti Fraud Strategy & Critical Point Fraud	June 5, 2024	36
AML-CFT & Gratification, Compliance Culture, Anti Fraud Strategy & Critical Point Fraud	June 10, 2024	38
IMPROVING UNDERSTANDING OF GRATIFICATION (KPK)	September 20, 2024	61
Anti Fraud Strategy	February 11, 2024	31
Anti Fraud Strategy	March 2, 2024	35
Anti Fraud Strategy	May 13, 2024	19
Anti Fraud Strategy	May 20, 2024	18
Anti Fraud Strategy	May 22, 2024	32
Training Implementation of Governance Risk Management & Compliance, Implementation of Governance, Risk Management & Compliance of Anti Fraud Strategy	December 4, 2024	2
Anti-Money Laundering (AML), Counter-Terrorism Financing (CFT), and Prevention of Financing of Proliferation of Weapons Of Mass Destruction (PFWMD)	October 26, 2024	267
Anti-Money Laundering (AML), Counter-Terrorism Financing (CFT), and Prevention of Financing of Proliferation of Weapons Of Mass Destruction (PFWMD)	November 2, 2024	259
Anti-Money Laundering (AML), Counter-Terrorism Financing (CFT), and Prevention of Financing of Proliferation of Weapons Of Mass Destruction (PFWMD)	November 9, 2024	256
Anti-Money Laundering (AML), Counter-Terrorism Financing (CFT), and Prevention of Financing of Proliferation of Weapons Of Mass Destruction (PFWMD)	November 16, 2024	257
Anti-Money Laundering (AML), Counter-Terrorism Financing (CFT), and Prevention of Financing of Proliferation of Weapons Of Mass Destruction (PFWMD)	November 23, 2024	385

Management of State Official Wealth Reports

Bank Jatim has implemented the Management of State Officials' Wealth Report (LHKPN) submission since 2018, based on Board of Directors Decree No. 057/401/DIR/KPT/KEP dated December 31, 2018, concerning LHKPN Reporting Procedures within PT Bank Jatim Tbk. This regulation was later revoked and replaced by Board of Directors Decree No. 060/03/47/DIR/KPT/KEP dated November 25, 2021, regarding the Standard Operating Procedure (SOP) for LHKPN Reporting. Furthermore, the regulation was updated through Board of Directors Decree No. 063/03/118/KPT/KEP dated August 6, 2024, outlining the following provisions:

1. Organization
   a. Cooperation between the Corruption Eradication Commission (KPK) and the Bank;
   b. Management Unit of the State Officials Wealth Reports (LHKPN);
   c. Mandatory Report of the State Officials Wealth Reports (LHKPN);
   d. Implementation of Risk Management and Internal Control.
2. Implementation Procedures
   a. Registration;
   b. Reporting and Submission Process of LHKPN;
   c. LHKPN Improvement Mechanism;
   d. Announcement of Mandatory Reporting of LHKPN;
   e. Power of Attorney.
3. Administrations and Sanctions
   a. Administrations;
   b. Sanctions.

Mandatory Report of The State Assets Report (LHKPN)

In accordance with the Corruption Eradication Commission Regulation No. 07 of 2016 concerning Procedures for Registration, Announcement and Examination of State Organizer's Assets, as updated in the Corruption Eradication Commission Regulation No. 2 of 2020 that State Organizers are required to submit the State Officials Wealth Reports (LHKPN) to the Corruption Eradication Commission. Therefore, those categorized as Mandatory Reports within the Bank in accordance with Law No. 28 of 1999 are as follows:

1. Board of Commissioners;
2. Sharia Supervisory Board;
3. Board of Directors;
4. SEVP;
5. Vice President;
6. Branch Manager.

Management Unit The State Officials Wealth Reports (LHKPN)

Following Board of Directors Decree No. 063/03/118/KPT/KEP dated August 6, 2024, concerning the Standard Operating Procedure (SOP) for Management of State Officials' Wealth Report (LHKPN), the implementation is as follows:

1. **Agency Admin**

   Managed by the Compliance Work Unit with organs:
   a. Supervisor is Vice President of Compliance and Anti-Money Laundering & Counter-Terrorism Financing (AML CFT);
   b. Person in Charge is Senior Officer of the Regulatory Licensing Group;
   c. Organizer is Officer and Junior Officer of the Regulatory Licensing Group.

   Has duties and authorities which include:
   a. Coordinating with KPK regarding regulatory changes and e-LHKPN application management within the Bank;
   b. Conducting socialization to PN/WL on external provisions and internal provisions regarding LHKPN;
   c. Managing the LHKPN e-registration application within the Bank through the e-LHKPN application including:
      - Registering and activating PN/WL data that must report LHKPN using the e-LHKPN application (e-registration menu);
      - Updating PN/WL of LHKPN employment data that has changed data in the Bank environment in the e- LHKPN application (e-registration menu);
      - Verifying the updating of PN/WL of LHKPN data carried out by the Work Unit Admin;
   d. Fasilitate PN/WL of LHKPN who experience technical problems when using the e- LHKPN application;
   e. Obtaining information from the Corruption Eradication Committee regarding LHKPNs that have not submitted LHKPNs and/or making improvements to LHKPNs that have been verified by the Corruption Eradication Committee;
   f. Monitoring the level of compliance of PN/WL in implementing LHKPN reporting to the Corruption Eradication Commission;
   g. Have the independence to issue warning letters or administrative sanctions for PN/WL that do not sumbit LHKPN according to the predetermined time limit.

2. **Work Unit Admin**

   Managed by the work unit authorized to handle human capital with organs:
   a. The supervisor is the Vice President of Human Capital;
   b. The person in charge is the Assistant Vice President of Operations;
   c. The implementer is the Officer and Junior Officer of Personnel Data and Human Capital Information System.

   Has duties and authorities including:
   Manage the e- LHKPN application (e-registration menu) within the Bank's work unit through the e- LHKPN application involving:
   - Updating PN/WL of LHKPN staffing data that has changed data within the Bank in the e- LHKPN application (e-registration menu);
   - Coordinate with the agency admin for data changes within the Bank.

As of the end of 2024, 71 (seventy-one) individuals had submitted their State Officials' Wealth Reports (LHKPN) to the Corruption Eradication Commission (KPK) within the designated timeframe, from January 2024 to March 2024.

Total Internal Frauds and Remedies

Internal Fraud in 1 Year	Number of frauds committed (Internal)					
	Members of the Board of Commissioners and Members of the Directors		Permanent Employees		Non-Permanent Employees	
	Previous Year (2023)	Current Year (2024)	Previous Year (2023)	Current Year (2024)	Previous Year (2023)	Current Year (2024)
Total Fraud	-	-	13	12	1	1
Resolved	-	-	13	12	1	1
In the Settlement Process in the Bank's Internal	-	-	-	-		-
Not Resolved Yet	-	-	-	-		-
Has Been Followed Up Through Legal Process	-	-		-		-

Provision of Funding for Social and/or Political Activities

A description related to corporate social responsibility is submitted in the 2024 Sustainability Report. As for providing funds for political activities, during 2024, Bank Jatim will not provide funds for political activities or to political parties.

Provision of Funds to Related Parties and Provision of Large Funds

Descriptions regarding Provision of Funds to Related Parties and Provision of Large Funds are presented in the Management Analysis and Discussion Chapter in this Annual Report.

Bank Strategic Plan

A description of the Bank's Strategic Plan is presented in the Management Discussion and Analysis Chapter in this Annual Report.

Share Buyback and Bond Buyback

During 2024, the Company will not carry out share buybacks and bond buybacks.

Transactions Containing Conflicts of Interest

The forms of conflict of interests include:
1. Gratification;
2. Misappropriation of Assets;
3. Misuse of confidential/important information;
4. Position Traps;
5. Granting special access that violates the procedure;
6. Unprofessional supervision;
7. Subjective and not independent assessment;
8. Decision on licensing, allocation/budget, investment;
9. Determination of partners (procurement);
10. Recruitment, hiring, performance appraisal;
11. Use of information;
12. Commercialization of public services.

An activity is considered to give rise to a conflict of interest if:
1. Transactions for the provision of funds and procurement of goods/services occur between the Company and Related Parties including the Board of Directors, Board of Commissioners, Executive Officers, Decision-making Officers
2. There are officers/employees of the Company who have a first degree family relationship who are in 1 (one) line of management.

3. Transactions between the Company and its officials or employees—whether active or those who have retired/ resigned but have not yet exceeded six (6) months—as well as their families, and/or with companies in which the Company's officials or employees and their families, either directly or indirectly, hold shares, must not exceed 25% (twenty-five percent) of the total shares of the respective company.
4. Transactions as stated in point 3 must have a minimum value of 50% (fifty percent) of the Company's capital, based on the most recent audited financial statements
5. Transactions with other affiliated parties.

Transactions and activities that have the potential to give rise to conflicts of interest include:

1. Credit transactions are categorized as containing a conflict of interest if the Bank/deciding official is the same party or has a family, ownership, management, financial or interest relationship with the credit recipient.
2. Fund and service transactions are categorized as containing a conflict of interest if the Bank/deciding official is the same party or has a family, ownership, management, financial or interest relationship with the deposit customer or user of the Bank's services so that the customer in question is given special conditions that are different from the treatment of customers in general.
3. Goods and services transactions are categorized as containing a conflict of interest if the Bank or the deciding official is the same party or has a family, ownership, management, financial or interest relationship with the provider of the goods/services so that the determination of the appointment or winner has potentially unreasonable conditions causing detrimental effect to the bank or reduce the bank's profits.
4. Management of human resources which has the potential for a conflict of interest if in a bank there are several people who have family relationships up to the second degree and are at the same bank.
5. What is included in the category of prohibited conflicts of interest is the practice of giving and/or receiving gifts, bribes and the like which are reasonably suspected to be detrimental to the Company's interests, contrary to sound business ethics and/or contrary to applicable law.

In an effort to avoid conflicts of interest, all parties, both employees and company leaders, must comply with the code of ethics. If employees and company leaders become aware of practices that lead to a conflict of interest, they must immediately report it to their superiors.

The main elements that must be fulfilled in managing conflicts of interest of the company, employees and company leaders are as follows:

1. Comply with and comply with applicable laws and regulations, including company culture.
2. Avoid activities that could cause a conflict of interest.
3. Store and maintain the confidentiality of company information and information with parties who have business relationships with the company. Compliance with the company's code of conduct is very important to maintain and advance the company's reputation.

Conflict of Interest Disclosure

1. If there is a conflict of interest, officials and/or employees who have a conflict of interest do not use their rights/ authority in making decisions and are required to disclose the said conflict of interest.
2. If there is a conflict of interest in the field of credit and/ or operations at a branch office, officials and/or employees who have a conflict of interest do not use their rights/ authority in making decisions.
3. If a conflict of interest occurs in an employee/officer according to their respective fields, the employee/official does not use his authority in making decisions and then the decision-making process is handed over to his superiors in stages.
4. If a decision still has to be taken, the official or employee involved in the decision-making process must prioritize the economic interests of the Bank from losses that may arise or the possibility of reducing the Bank's profits.
5. Required to disclose the condition of the conflict of interest which is attached to the Minutes of Meeting along with documentation containing considerations for making the decision.

During 2024, there was no transactions containing conflicts of interest.

Internal Disputes

During 2024 there were no internal disputes caused by the remuneration policy.

Prevention of Insider Trading

The provisions governing Insider Trading actions have been regulated in the Corporate Secretary Investor Management SOP Chapter II, presented as follows:

TRADING INSIDER CRITERIA

This practice occurs when parties outside the bank buy or sell bank securities based on information from insiders that is not published. This work procedure prohibits insider actions that encourage/influence other people or provide inside information to other parties.

a. Insider Trading Criteria
   1. Bank insider, namely:
      a. Commissioner, Director or Bank Employee;
      b. The main shareholder of the Bank;
      c. Individuals who because of their position or profession or because of their business relationship with the issuer or public company enable that person to obtain information; or
      d. A party who within the last 6 (six) months is no longer a party as referred to in letters a, b, c above.
   2. Have inside information, where the information or material facts are not yet available to the public. Insiders are prohibited:
      a. Influencing other parties to buy or sell the securities in question;
      b. Providing inside information to any party who reasonably suspects may use the information in question to purchase or sell securities.

      All of the two elements mentioned above must be met in order to be subject to insider trading.

b. Sanctions for Insider Trading
   - Article 102 Law No. 8 of 1995
     - mposing administrative sanctions in the form of:
     - Written Warning;
     - Fines, namely the obligation to pay a certain amount of money;
     - Restrictions on business activities;
     - Suspension of business;
     - Revocation of business permits;
     - Cancellation of consent; And
     - Cancellation of registration.
     - Article 104 of Law No.8 of 1995
     - Any party who violates the provisions as intended in Article 90, Article 91, Article 92, Article 93, Article 95, Article 96, Article 97 paragraph (1), and Article 98 is threatened with imprisonment for a maximum of 10 (ten) years and a fine of up to IDR 15,000,000,000 (fifteen billion rupiah).

During 2024, Bank Jatim will not have Insider Trading.

Transparency of Financial and Nonfinancial Conditions

Bank Jatim has fulfilled its obligation to Bank Indonesia to conduct transparency of financial and non-financial conditions in accordance with applicable regulations, publication of information submission through print media and the Bank's website as follows:

1. Monthly and Quarterly Financial Statements that have been submitted and published to the Regulator and on the Bank's website.
2. Annual Reports that have been submitted and published to the Regulator and on the Bank's website.
3. Corporate Governance Information such as:
   a. Vision and mission of the Bank
   b. Composition and Profile of the Board of Commissioners and Board of Directors
   c. Guidelines and Rules of Committee
   d. Corporate Governance Practices
4. Information on Bank's Products and Services such as e-forms of credit along with a wide spread of Office Networks making it easier for customers, investors to access such information.
5. Information that aims to educate customers such as banking services, banking mediation, customer complaints mechanisms, banking security tips and magazines/ bulletins for Bank Jatim which can be downloaded via the Company's website.

Implementation of Sustainable Finance

Detailed information regarding the implementation of sustainable finance, including the implementation of social and environmental responsibility, has been presented in the Sustainability Report.

Implementation of Public Company Governance Guidelines

No	Aspects; Principles; Recommendations		Comply or Explain
A.	Aspect 1: Relationship of Public Company with Shareholders in Guaranteeing the Rights of Shareholders		
A.1.	Principle 1: Increasing the Value of the General Meeting of Shareholders (GMS) Holding.		
A.1.1.	Recommendation1 :	Public Company has technical ways or procedures for voting both in an open and closed manner that prioritize independence and the interests of shareholders.	**Comply** Bank Jatim has procedures for the General Meeting of Shareholders (GMS) which are regulated in the Company's Articles of Association Deed number 107 dated October 30, 2024. Each shareholder is only given 1 (one) vote, representing the entire number of shares he owns. Vote counting will be carried out using a "raise hand and hand over voting rights" mechanism.
	Explanation :	Each share with issued voting rights has one voting right (one share, one vote). Shareholders can exercise their voting rights during decision-making, especially in making decisions through voting. However, the mechanism for decision-making through voting, both in an open and closed manner, has not been regulated in detail. Public Companies are recommended to have a voting procedure in making decisions on an agenda of the GMS. The voting procedure must maintain the independence or freedom of shareholders. For example, voting is held openly by raising hands following the instructions offered by the chairman of the GMS. Meanwhile, voting in a closed manner is carried out on decisions that require confidentiality or at the request of shareholders by using ballots or electronic voting.	
A.1.2.	Recommendation 2:	All members of the Board of Directors and the Board of Commissioners of Public Company participate in the Annual GMS.	**Comply** At the 2023 Fiscal Year GMS, all members of the Board of Directors and Board of Commissioners were present.
	Explanation :	The presence of all members of the Board of Directors and members of the Board of Commissioners of Public Company has an aim. It is to ensure that every member of the Board of Directors and members of the Board of Commissioners can pay attention, explain, and directly answer the problems that occur or the questions asked by shareholders related to the agenda in the GMS.	
A.1.3.	Recommendation 3 :	A summary of GMS minutes is available on the Website of the Public Company for at least one (1) year.	***Comply*** The minutes of the AGMS and EGMS in Indonesian and English are available on the Website and can be downloaded until the 2023 fiscal year.
	Explanation :	Based on the provisions in Article 34 paragraph (2) of the Financial Services Authority Regulation Num-ber 32/POJK.04/2014 concerning the Plan and Implementation of the General Meeting of Shareholders of Public Companies, Public Companies are required to make a summary of GMS minutes in Indonesian and foreign languages (at least in English), and announced 2 (two) working days after the GMS is held to the public, one of which is through the Public Company Website. The availability of a summary of GMS minutes on the Public Company Website provides an opportunity for shareholders who are absent to easily and quickly obtain important information about the GMS implementation. Therefore, the provision on the minimum period of availability of a summary of GMS minutes on the Website is intended to provide sufficient time for shareholders to obtain such information.	

No	Aspects; Principles; Recommendations		Comply or Explain
A.2.	**Principle 2: Improving the quality of communication between Public Companies and Shareholders or Investors.**		
A.2.1.	Recommendation 4 :	Public Company possesses a communication policy with Shareholders or Investors.	**Comply** Bank Jatim has a Communication Policy with shareholders or investors as stipulated in the Directors Decree number 062/03/40/DIR/CSE/KEP regarding SOP Investor Management.
	Explanation :	The existence of communication between the Public Company and shareholders or investors is intended for the shareholders or investors to get a clearer understanding of the information that has been published to the public, such as periodic reports, the disclosure of information, business conditions or prospects and performance, as well as the implementation of public company governance. In addition, shareholders or investors can also submit suggestions and opinions to the management of the Public Company. The communication policy with shareholders or investors shows the Public Company's commitment to communicating with shareholders or investors. The policy may include strategies, programs, and communication execution timing, as well as guidance that supports shareholders or investors to participate in such communications.	
A.2.2.	Recommendation 5 :	The Public Company discloses the communication policy of the Public Company with Sharehold-ers or Investors on the Company Website.	**Comply** The Communication Policy with Investors as described in recommendation 4 can be accessed by the public through the Bank Jatim website at the following link: https://www.bankjatim.co.id/id/tatakelola company/kebijakan
	Explanation :	Disclosure of communication policy is a form of transparency on the commitment of the Public Company to providing equality to all shareholders or investors regarding the implementation of communication. The disclosure of information also aims to increase the participation and role of shareholders or inves-tors in implementing the Public Company communication program.	
B.	**Aspect 2: Board of Commissioners' Function and Role**		
B.1.	**Principle 3: Strengthening membership and composition of the Board of Commissioners**		
B.1.1.	Recommendation 6 :	Determination of the number of members of the Board of Commissioners by considering the Public Company's condition.	**Comply** Determination the Board of Commissioners members of Bank Jatim has taken into the conditions of the Public Company including the number of assets, achievement of company performance, vision mission, goals and strategic directions, and also the provisions of the OJK Regulation Number 33/POJK.04/2014 concerning Directors and Board of Commissioners of Public Companies. This number has also been adjusted to the number of Board of Directors members, as well as the effectiveness of the implementation of the Board of Commissioners' supervisory function.
	Explanation:	The number of members of the Board of Commissioners may affect the effectiveness of the Board of Commissioners' duties. The number of the Board of Commissioners members in a Public Company must be determined by referring to the provisions of the applicable laws and regulations. The Board of Commissioners members consist of at least two people based on the requirements of the Financial Ser-vices Authority (FSA) Regulation Number 33/POJK.04/2014 concerning the Board of Directors and Board of Commissioners of Issuers or Public Companies. In addition, it is also necessary to consider the condition of the Public Company. It includes characteristics, capacity, and size, as well as achieving goals and fulfilling different business needs among Public Companies. However, if the number of the Board of Commissioners members is too large, it could interfere with the effectiveness of the implementation of the functions of the Board of Commissioners.	

No	Aspects; Principles; Recommendations		Comply or Explain
B.1.2.	Recommendation 7 :	Determination of the composition of members of the Board of Commissioners considering the diversity of expertise, knowledge, and experience required.	Comply Determination of the composition of the members of the Board of Commissioners takes into account the diversity of expertise, knowledge, and experience required as stated in the Decree of the Board of Commissioners Number 061/03/07/DK/KEP dated October 3, 2022 concerning the Standard Operating Procedure (SOP) for the Selection and/or Replacement of Members of the Board of Commissioners and Members of the Board of Directors of PT Bank Pembangunan Daerah Jawa Timur Tbk.
	Explanation :	The composition of the Board of Commissioners is a combination of characteristics both in terms of the organs of the Board of Commissioners and members of the Board of Commissioners individually, follow-ing the needs of the Public Company. These characteristics can be reflected in the determination of the expertise, knowledge, and experience needed in implementing supervisory duties and providing advice by the Board of Commissioners of a Public Company. The composition that considers the needs of the Public Company is a positive matter, primarily related to decision-making in the context of implementing the supervisory function carried out by considering various broader aspects.	
B.2.	**Principle 4: Improving the Implementation Quality of Duties and Responsibilities of the Board of Commissioners.**		
B.2.1.	Recommendation 8 :	The Board of Commissioners has in place a Self-Assessment policy that assesses the perfor-mance of the Board of Commissioners.	**Comply** The Board of Commissioners has a self-assessment policy to assess the performance of the Board of Commissioners as regulated in the Decree of the Board of Commissioners Number 063/03/51/DKM/KEP dated March 28, 2024 concerning the Standard Operating Procedure (SOP) for the Work Guidelines of the Board of Commissioners.
	Explanation :	The Board of Commissioners' self-assessment policy is a guideline used as a form of accountability for collegial assessment of the Board of Commissioners' performance. Self-assessment is intended to be carried out by each member to assess the implementation of the Board of Commissioners' performance in a collegial manner. Self-assessment is not used to evaluate the individual performance of each mem-ber of the Board of Commissioners. With this self-assessment, each member of the Board of Commis-sioners is expected to improve the performance of the Board of Commissioners on an ongoing basis. The policy can include assessment activities carried out along with their purposes and objectives, the periodic implementation time, and the benchmarks or assessment criteria used following the recom-mendations given by the nomination and remuneration function of a Public Company. The existence of this function has been required in the Financial Services Authority Regulation Number 34/POJK.04/2014 concerning the Nomination and Remuneration Committee of Issuers or Public Companies.	
B.2.2.	Recommendation 9 :	Self-Assessment policies assessing the performance of the Board of Commissioners are to be disclosed through the Annual Report of the Public Company.	**Comply** The Guidelines for the Performance Assessment of the Board of Commissioners of PT Bank Pembangunan Daerah Jawa Timur Tbk are disclosed in the Annual Report.
	Explanation :	The disclosure of the self-assessment policy on the performance of the Board of Commissioners is carried out not solely to fulfill the transparency aspect as a form of accountability for implementing the board's duties. In addition, it also provides assurance, especially to shareholders or investors, as at-tempts need to be made to improve the performance of the Board of Commissioners. With this disclo-sure, shareholders or investors know the check and balance mechanism for the performance of the Board of Commissioners.	

No	Aspects; Principles; Recommendations		Comply or Explain
B.2.3.	Recommendation 10 :	The Board of Commissioners has a policy regarding the resignation of members of the Board of Commissioners if involved in financial crimes.	**Comply**
	Explanation :	The policy regarding the resignation of members of the Board of Commissioners involved in financial crimes is a policy that can increase the trust of stakeholders in the Public Company, which will maintain the integrity of the Company. This policy is needed to help the legal process run smoothly so that the le-gal process does not interfere with the course of business activities. In addition, in terms of morality, this policy builds an ethical culture within the Public Company. The policy may be included in the Guidelines or Code of Ethics applicable to the Board of Commissioners. Furthermore, the status of a convict is given by the competent authority to a member of the Board of Commissioners who is involved in financial crimes. Financial crimes refer to manipulation and various forms of embezzlement in financial services activities and Money Laundering Crimes as referred to in Law Number 8 of 2010 concerning the Prevention and Eradication of Money Laundering Crimes.	The resignation policy for the Board of Commissioners only if the person concerned is a state official who is a member of the Board of Commissioners, then the person concerned is required to resign from his position in government, who is involved in financial crimes is a policy that can increase stakeholder confidence in a Public Company.
B.2.4.	Recommendation 11 :	The Board of Commissioners or the Committee that performs the Nomination and Remuneration function composed a Nomination succession policy for members of the Board of Directors.	Comply
	Explanation :	Based on the provisions of the Financial Services Authority Regulation Number 34/POJK.04/2014 con-cerning the Nomination and Remuneration Committee of Issuers or Public Companies, the committee that carries out the nomination function has the task of formulating the policies and criteria needed in the nomination process for prospective members of the Board of Directors. One of the policies that can support the Nomination process, as referred to, is the succession policy of members of the Board of Di-rectors. The policy on succession aims to maintain the continuity of the process of regeneration or re-generation of leadership in the Company to maintain business sustainability and the Company's long-term goals.	Succession policy in the nomination process for members of the Board of Directors as stated in the Decree of the Board of Commissioners Number 061/03/07/DK/KEP dated October 3, 2022 concerning the Standard Operating Procedure (SOP) for the Election and/or Replacement of Members of the Board of Commissioners and Members of the Board of Directors of PT Bank Pembangunan Daerah Jawa Timur Tbk which regulates candidate candidates from within the Company.
C.	**Aspect 3: Functions and Roles of the Board of Directors**		
C.1.	**Principle 5: Strengthening the Membership and Composition of the Board of Directors.**		
C.1.1.	Recommendation 12 :	Determination of the number of members of the Board of Directors considers the Public Company's condition and effectiveness in decision making.	**Comply**
	Explanation :	As an authorized corporate organ that deals with the management of the Company, the determination of the number of Directors dramatically affects the performance of the Public Company. Thus, the number of members of the Board of Directors must be determined through careful consideration and refer to the applicable laws and regulations. It must be based on the Financial Services Authority Regulation Number 33 / POJK.04 / 2014 concerning the Board of Directors and Board of Commissioners of Issuers or Public Companies consisting of at least 2 (two) people. In addition, the number of Directors must be determined based on the need to achieve the goals and objectives of the Public Company and adjusted to the conditions of the Public Company. This condition includes the characteristics, capacity, and size of the Public Company and how to achieve the effectiveness of the Board of Directors' decision making.	The determination of the members of the Board of Directors totaling 7 (seven) Directors has considered the conditions of the Public Company including the amount of assets, the company's performance achievements, and others as well as the provisions of the Financial Services Authority Regulation Number 33/POJK.04/2014 concerning the Board of Directors and Board of Commissioners of Issuers or Public Companies. The number has also been adjusted to the members of the Bank's Board of Commissioners with the current composition of 4 (four) people and the effectiveness of decision-making carried out by the Board of Directors.

No	Aspects; Principles; Recommendations		Comply or Explain
C.1.2.	Recommendation 13 :	Determination of the composition of members of the Board of Directors considers the diversity of expertise, knowledge, and experience needed.	Comply Determination of the composition of the Board of Directors members takes into account the diversity of expertise, knowledge, and experience required as stated in the Decree of the Board of Commissioners Number 061/03/07/DK/KEP dated October 3, 2022 concerning the Standard Operating Procedure (SOP) for the Election and/or Replacement of Members of the Board of Commissioners and Members of the Board of Directors of PT Bank Pembangunan Daerah Jawa Timur Tbk.
	Explanation :	Similar to the Board of Commissioners, the diversity of the composition of members of the Board of Directors is a combination of desired characteristics. This combination is in terms of the organs of the Board of Directors and the individual members of the Board of Directors, following the needs of the Public Company. It is determined by considering the appropriate expertise, knowledge, and experience in the division of duties and functions of the Board of Directors in achieving the objectives of the Public Company. Thus, consideration of the characteristic combination will impact the accuracy of the nomination process and the individual appointment of members of the Board of Directors or collegial Board of Directors.	
C.1.3.	Recommendation 14 :	Members of the Board of Directors in charge of Accounting or Finance have the required expertise and/or knowledge in accounting.	***Comply***
	Explanation :	Financial Statements are management's accountability reports from managing resources owned by a Public Company. They must be prepared and presented following generally accepted Financial Accounting Standards in Indonesia and related FSA regulations, including laws and regulations in the Capital Market sector that regulate the presentation and disclosure of Public Company Financial Statements. Based on the laws and regulations in the Capital Market sector that regulate the responsibility of the Board of Directors for the Financial Statements, the Board of Directors is jointly responsible for the Financial Statements. The President Director and members of the Board of Directors in charge of accounting or finance sign the Financial Statements. Thus, the disclosure and preparation of financial information presented in the financial statements will largely depend on the expertise and/or knowledge of the Board of Directors, especially members of the Board of Directors in charge of accounting or finance. The existence of expertise and/or knowledge qualifications in the accounting field that at least the members of the Board of Directors have can ensure the process of making the Financial Statements. Thus, the Financial Statements can be a reliable basis for stakeholders in making economic decisions related to the Public Company. Such expertise and/or knowledge can be proven by educational background, training certification, and/ or related work experience.	Profile of Director Finance, Treasury & Global Services Name: Edi Masrianto (2022-present) Education: - Bachelor of Management Economics, University of Jember, 1989 - Master of Agribusiness Management, Gajah Mada University, 2004 Members of the Board of Directors who are in charge of accounting or finance have expertise and/or knowledge in the field of accounting. The Board of Directors has submitted financial reports in the Annual GMS and obtained approval from the GMS.

No	Aspects; Principles; Recommendations		Comply or Explain
C.2.	**Principle 6: Improving the Quality of the Board of Directors' Duties and Responsibilities.**		
C.2.1.	Recommendation 15 :	The Board of Directors has in place a Self-Assessment policy used to assess the performance of the Board of Directors.	**Comply** The Board of Directors has a self-assessment policy to assess the performance of the Board of Directors as regulated in the Board of Directors Decree Number 063/03/17/DIR/PSM/KEP dated February 26, 2024 concerning the Standard Operating Procedure (SOP) for Performance Management of PT Bank Pembangunan Daerah Jawa Timur Tbk.
	Explanation :	Similar to the Board of Commissioners, the Board of Directors self-assessment policy is a guideline used as a form of accountability for collegial assessment of the Board of Directors' performance. Self-assessment is intended to be carried out by each member of the Board of Directors. The aim is to assess the implementation of the Board of Directors' performance in a collegial manner. Self-Assessment is not used to evaluate the individual performance of each member of the Board of Directors. With this self-assessment, each member of the Board of Directors is expected to improve the performance of the Board of Directors on an ongoing basis. The policy may include assessment activities carried out along with their purposes and objectives, the periodic implementation time, and the benchmarks or assessment criteria used following the recommendations given by the nomination and remuneration function of a Public Company. The establishment of these functions has been required in the Financial Services Authority Regulation Number 34/POJK.04/2014 concerning the Nomination and Remuneration Committee of Issuers or Public Companies.	
C.2.2.	Recommendation 16 :	Self-Assessment policies in order to assess the performance of the Board of Directors are disclosed through the Annual Report of the Public Company.	**Comply** Performance Assessment of the Board of Directors of PT Bank Pembangunan Daerah Jawa Timur Tbk. disclosed in the Annual Report.
	Explanation :	The disclosure of the self-assessment policy regarding the Board of Directors' performance is carried out not solely to fulfill the transparency aspect as a form of accountability for implementing the Board of Directors' duties. In addition, it also provides essential information regarding the attempts to improve the management of the Public Company. This information is beneficial to give assurance to shareholders or investors regarding the existence of certainty that the Company management continues to be carried out in a better direction. With this disclosure, shareholders or investors know the check and balance mechanism for the performance of the Board of Directors.	

No	Aspects; Principles; Recommendations		Comply or Explain
C.2.3.	Recommendation 17 :	The Board of Directors has a policy related to the resignation of members of the Board of Directors when involved in financial crimes.	**Comply** The policy of resignation of members of the Board of Directors is regulated in the Articles of Association and the Work Guidelines of the Board of Directors. The Articles of Association and the Work Guidelines of the Board of Directors also regulate provisions related to the termination of the term of office of Members of the Board of Directors and the dismissal of Members of the Board of Directors.
	Explanation :	The policy of resignation for members of the Board of Directors involved in financial crimes is a policy that can increase the stakeholders' trust in the Public Company, which in return will maintain the Company's integrity. This policy is needed to help the legal process runs smoothly and so that the legal process does not interfere with the course of business activities. In addition, in terms of morality, this policy will build an ethical culture within the Public Company. The policy may be covered by the Guidelines or Code of Ethics applicable to the Board of Directors. Furthermore, the status of a convict is given by the competent authority to a member of the Board of Commissioners who is involved in financial crimes. Financial crimes refer to manipulation and various forms of embezzlement in financial services activities and Money Laundering Crimes as referred to in Law Number 8 of 2010 concerning the Prevention and Eradication of Money Laundering Crimes.	
D.	**Aspect 4: Stakeholder Participation**		
D.1.	**Principle 7: Upgrading corporate governance aspects through stakeholder participation.**		
D.1.1.	Recommendation 18 :	The Public Company has in place policies to prevent Insider Trading.	**Comply** Bank Jatim has a policy to prevent insider trading as regulated in the Decree of the Board of Directors Number 062/03/02/DIR/TRE/KEP dated January 12, 2023 concerning the Market Code of Ethics for Treasury Activities and the Decree of the Board of Directors Number 062/03/40/DIR/CSE/KEP dated June 21, 2023 concerning the Standard Operating Procedure (SOP) for Investor Management.
	Explanation :	A person with insider information is prohibited from conducting a Securities transaction using insider information as referred to in the Law on Capital Market. Public Companies can minimize the occurrence of insider trading through prevention policies, for example, by strictly separating confidential data and/or information from public ones and dividing the duties and responsibilities for the management of such information proportionally and efficiently.	
D.1.2.	Recommendation 19 :	The Public Company has in place an Anti-Corruption and Anti-Fraud policy.	***Comply*** Bank Jatim has several policies related to Corruption Prevention, including the Implementation of Anti-Fraud Strategies, Work and Business Ethical Behavior (Code of Conduct), Conflict of Interest Guidelines, Corporate Culture, Gratification Policy, Employee Discipline Regulations, Market Code of Ethics Guidelines, and Obligations Guidelines. Maintain Confidentiality of Data and Information.
	Explanation :	Anti-corruption policies are useful for ensuring that the business activities of public companies are carried out legally, prudently, and in accordance with the principles of good governance. The policy can be part of a code of conduct or in its own form. The policy may include, among others, programs and procedures carried out to overcome corrupt practices, kickbacks, fraud, bribery, and/ or gratification in a Public Company. The scope of the policy must describe the prevention of the Public Company against all corrupt practices, either giving or receiving from other parties.	

No	Aspects; Principles; Recommendations		Comply or Explain
D.1.3.	Recommendation 20 :	The Public Company has a policy in place regarding the selection and improvement of suppliers or vendor ability.	**Comply**
	Explanation:	The supplier or vendor selection policy is useful to ensure that the Public Company obtains the necessary goods or services at competitive prices and good quality. Meanwhile, the policy of increasing the ability of suppliers or vendors helps ensure that the supply chain runs efficiently and effectively. The suppliers' or vendors' ability to supply/provide the goods or services needed by the Company will affect the quality of the Company's output. Thus, implementing these policies can guarantee the continuity of supply, both in terms of quantity and quality needed by the Public Company. The scope of this policy includes criteria in selecting suppliers or vendors, transparent procurement mechanisms, attempts to improve the capabilities of suppliers or vendors, and the fulfillment of rights related to suppliers or vendors. The Company has policies related to the procurement of goods and services that contain the selection and improvement of supplier or vendor capabilities as stated in the Procurement Guidelines standards.	Bank Jatim has a policy regarding the procurement of goods and services which is regulated in the Decree of the Directors number 060/03/34/DIR/ UMM/KEP dated October 04, 2021 concerning SOP for Procurement of Goods or Services.
D.1.4.	Recommendation 21 :	The Public Company has a policy on fulfilling the creditors' rights.	**Explain / Comply**
	Explanation :	The policy regarding the fulfillment of creditors' rights is utilized as a guideline in making loans to creditors. The policy aims to maintain the fulfillment of rights and maintain creditors' trust in the Public Company. The policy includes considerations in making agreements, as well as follow-up actions in fulfilling the obligations of the Public Company to creditors.	Bank Jatim explains the creditor's rights in the Credit Agreement (PK), including; 1. The bank ensures that the creditor receives the principal and interest on the loan according to the agreed schedule; 2. The bank ensures that the creditor receives the loan usage report; 3. The bank ensures that creditors receive fines for payments that exceed the agreed schedule; 4. The Bank ensures that principal and interest payments on loans are not subject to penalties if the payment schedule falls on a holiday and is paid on the next working day.
D.1.5.	Recommendation 22 :	Public Company has a whistleblowing system policy.	**Comply**
	Explanation :	A well-prepared whistleblowing system policy will provide certainty of protection to witnesses or whistleblowers for an indication of violations committed by employees or management of the Public Company. The implementation of these system policies will have an impact on the formation of good corporate governance culture. The whistleblowing system policy includes, among others, the types of violations that can be reported through the whistleblowing system, the way of complaints, protection, and guarantees of the confidentiality of the whistleblower, the handling of complaints, the party who manages the complaint, and the results of handling and following up complaints.	The Public Company has a whistleblowing system policy which is clearly stated in the Decree of the Board of Directors Number 064/03/02/DIR/AUI/KEP dated January 31, 2025 concerning the Standard Operating Procedure (SOP) for the Anti-Fraud Strategy of PT Bank Pembangunan Daerah Jawa Timur Tbk.

No	Aspects; Principles; Recommendations	Comply or Explain
D.1.6.	Recommendation 23 : Public Company has a policy of providing long-term incentives to the Board of Directors and employees. Explanation : Long-term incentives are incentives based on the achievement of long-term performance. The longterm incentive plan assumes that the Company's longterm performance is reflected by the growth in value of the stock or other Company's long-term targets. Long-term incentives are useful to maintain loyalty and provide motivation to the Board of Directors and employees to increase their performance or productivity, which will have an impact on improving the Company's performance in the long run. The existence of a long-term incentive policy is a real commitment of the Public Company to encourage the implementation of long-term incentives to the Board of Directors and Employees with conditions, procedures, and forms adjusted to the long-term goals of the Public Company. The policy may include, among others, the purpose and objectives of providing long-term incentives, terms and procedures for providing incentives, and conditions and risks that the Public Company must consider in providing incentives. The policy can also be included in the remuneration policy of the existing Public Company.	**Comply** The Public Company has a policy of providing long-term incentives to the Board of Directors as stated in the Decree of the Board of Commissioners Number 063/03/06/DIR/DK/KEP dated February 2, 2024 concerning SOP for the Implementation of Remuneration Governance for Management and its Facilities.
E.	**Aspect 5: Disclosure of Information**	
E.1.	**Principle 8: Improving the Implementation of the disclosure of information**	
E.1.1.	Recommendation 24 : The Public Company utilizes information technology more broadly in addition to the Website as a medium for disclosing information. Explanation : The use of information technology can be a helpful medium for the disclosure of information. The disclosure of information is conducted not only to disclose information that has been regulated in laws and regulations but also to disclose other information related to Public Companies that are considered helpful for the knowledge of shareholders or investors. By using information technology more broadly apart from the Website, it is hoped that the Company can extend the effectiveness of disseminating company information. Nevertheless, the use of information technology is carried out while still considering the benefits and costs for the Company.	**Comply** Banks utilize information technology more widely in addition to websites as a medium for information disclosure that increases the effectiveness of the dissemination of this information, including the following: • Instagram @Bank Jatim • Facebook @Bank Jatim • Twitter @Bank Jatim • Youtube @Bank Jatim
E.1.2.	Recommendation 25 : The Annual Report of the Public Company discloses the ultimate benefit of the Ownership of the Public Company of at least 5%, in addition to the disclosure of the ultimate beneficial owner of the share ownership of the Public Company through the main and controlling shareholders. Explanation : Laws and regulations in the Capital Market sector governing the submission of Public Company annual reports have regulated the obligation to disclose information regarding shareholders who own 5% (five percent) or more of Public Company shares. In addition, the obligation to disclose information regarding major and controlling shareholders of Public Companies, either directly or indirectly, is up to the last beneficial owner in the ownership of the shares. In this Governance Guidelines, it is recommended to disclose the ultimate beneficial owner of share ownership of a Public Company of at least 5% (five percent), in addition to disclosing the ultimate beneficial owner of share ownership by major and controlling shareholders.	**Comply** The ultimate beneficial owner of shares amounting to at least 5% is the Controlling Shareholder, namely the East Java Provincial Government.

Governance Principles for Banks Issued by The Basel Committee In Banking Supervision

The Governance Guidelines covered 12 principles of corporate governance. Governance Guidelines are best practice standards that can be used as a reference in the implementation of corporate governance in banking. The description of its application can be conveyed as follows.

Principle	Explanation	Implementation at Bank Jatim
Principle 1 Responsibilities of the Board of Commissioners.	The Board of Commissioners has responsibilities which include: approval and supervision of the implementation of business strategy, structure and governance mechanisms and corporate culture.	The Board of Commissioners has carried out its responsibilities accordingly with the conditions as stipulated in: - Decree of the Board of Commissioners Number 060/01/DK/KEP dated January 15, 2021 concerning Work Guidelines for the Board of Commissioners - Decree of the Board of Commissioners Number 059/009/DK/KEP dated December 22 , 2020 concerning Working Paper for the Performance Assessment of the Board of Commissioners of PT Bank Pembangunan Daerah Jawa Timur Tbk One of them is the Board of Commissioners providing opinions and suggestions on the Annual Work Plan and Budget and providing advice on matters considered important by the Company.
Principle 2 Qualifications and Composition of the Board of Commissioners	Members of the Board of Commissioners must have quality in accordance with their duties and responsibilities, both individually and collegially. The Board of Commissioners must understand its role in supervising and implementing corporate governance, and being able to carry out sound and objective decision-making.	The Board of Commissioners of Bank Jatim has fulfilled the qualifications and composition in accordance with applicable regulations. This is also regulated in the Bank's internal provisions SK Board of Commissioners Number 060/01/DK/KEP dated January 15, 2021 concerning Work Guidelines for the Board of Commissioners. One of the components that has been fulfilled is that the Board of Commissioners of Bank Jatim has no financial relationship, management relationship, share ownership and/or family relationship with other members of the Board of Commissioners, Directors and/or Controlling Shareholders or relationship with the Bank, which may affect the ability of those concerned to act independently as stipulated in the provisions on the Implementation of Good Corporate Governance for Commercial Banks and have signed a Statement of Independence.
Principle 3 Structure and Mechanism of the Board of Commissioners.	The Board of Commissioners must establish appropriate governance structures and practices in carrying out their duties and periodically review their effectiveness.	The Board of Commissioners has Committees under the Board of Commissioners that assist the implementation of the duties of the Board of Commissioners, namely the Audit Committee, the Remuneration and Nomination Committee and the Risk Monitoring Committee. This has also been accommodated in Bank Jatim internal provisions Decree of the Board of Commissioners Number 060/01/DK/KEP dated January 15, 2021 concerning Work Guidelines for the Board of Commissioners.
Principle 4 Directors	Under the direction and supervision of the Board of Commissioners, the Board of Directors is able to manage the Bank's activities in accordance with the business strategy, risk appetite, remuneration policies and other policies that have been approved by the Board of Commissioners	The Board of Directors manages the Company under the direction and supervision of the Board of Commissioners as reflected in the Governance Structure of Bank Jatim Directors Decree Number 058/158/DIR/PRS/KEP date June 17, 2019.
Principle 5 Business Group Governance Structure.	Within a business group, the Board of Commissioners of the parent company has overall responsibility for the business group and for ensuring the establishment and implementation of clean governance practices related to the structure, business and risks of business groups and entities. The Board of Commissioners and Directors must understand the organizational structure of the business group and the risks it faces.	The Board of Directors and Board of Commissioners of Bank Jatim have knowledge and understanding of the company's main business and main risks, as evidenced by the passage of the entire Board of Commissioners and Directors from the Fit and Proper Test. The Board of Directors and Board of Commissioners also regularly participate in training and development to improve their capabilities. This is regulated in Bank Jatim internal provisions: - Decree of the Board of Directors Number 060/044/DIR/CSE/KEP dated February 9, 2021 concerning Work Guidelines for the Board of Directors. - Decree of the Board of Commissioners Number 060/01/DK/KEP dated January 15, 2021 concerning Work Guidelines for the Board of Commissioners.

Principle	Explanation	Implementation at Bank Jatim
Principle 6 Risk Management Function	Banks must have a quality risk management function, be independent, have quality resources and have access to the Board of Commissioners.	Bank Jatim runs the Process of Identification, Measurement, Monitoring, Risk Control and Risk Management Information Systems. Bank Jatim always improves the capabilities and knowledge of all employees, especially in terms of risk management, by organizing internal training, socialization which is in line with the internalization of corporate culture. As well as communicating risk management to the Board of Commissioners through the Risk Monitoring Committee.
Principle 7 Identification of Risk Monitoring and Control.	Risks must be identified, monitored and controlled for all activities of the Bank. The quality of the risk management and internal control infrastructure must be able to keep up with changes in the Bank's risk profile, external risk conditions and industry practices.	In the management of Bank Jatim Risk Management identification, measurement and risk assessment have been carried out, compiling a risk profile. Risk measurement and assessment is in accordance with established policies and adjusts to the level of risk faced by Bank Jatim.
Principle 8 Risk Communication	Effective implementation of risk governance requires accurate risk communication within the Bank both between organizations and through reporting to the Board of Commissioners and Directors.	Submission of risk profiles is submitted quarterly and Bank Soundness Level every semester to the Board of Directors through the Risk Management Committee and to the Board of Commissioners through the Risk Monitoring Committee.
Principle 9 Compliance	The Board of Commissioners is responsible for overseeing management related to the Bank's compliance risk. The Board of Commissioners must establish a compliance function and provide approval for policies and processes for identifying, assessing, monitoring and reporting, and providing advice on compliance risks.	The Board of Commissioners ensures the implementation of good corporate governance in business activities and corporate governance policies, including the implementation of compliance.
Principle 10 Internal Auditing.	The internal audit function must report independent assurance activities to the Board of Commissioners and must support the Board of Commissioners and Directors in encouraging the implementation of an effective governance process and the long term health of the Bank	Conduct objective testing of evidence in order to provide an independent assessment of the adequacy of internal control, risk management and governance processes within the organization. Internal Audit is directly responsible to the President Director and communicates with the Board of Commissioners through the Audit Committee.
Principle 11 Compensation.	The Bank's remuneration structure must support the implementation of corporate governance and risk management	The legal basis for Bank Jatim's remuneration refers to the Decree of the Board of Commissioners No. 059/003/DK/KEP dated April 27, 2020 concerning the Implementation of Governance for Providing Remuneration for the Board of Commissioners and Directors and Facilities at PT Bank Pembangunan Daerah Jawa Timur Tbk.
Principle 12 Disclosure and Transparency.	The implementation of governance from the Bank must be carried out in a transparent manner to Shareholders, Depositors, other relevant Stakeholders and Market Participants.	Bank Jatim constantly updates the Company's website to ensure information disclosure for stakeholders such as Annual Reports, Sustainability Reports and Public Exposes.

Good Corporate Governance Assessment

Assessment Criteria

In conducting self-assessment on the implementation of Good Governance, Bank Jatim refers to the provisions of Financial Services Authority Regulation (POJK) Number 17 of 2023 on the Implementation of Governance for Commercial Banks, Financial Services Authority Regulation (POJK) Number 2 of 2024 on the Implementation of Governance for Islamic Commercial Banks and Islamic Business Units, and Financial Services Authority Circular Letter (SEOJK) No. 13/SEOJK.03/2017 on the Implementation of Governance for Commercial Banks.

The self-assessment is conducted periodically on at least 11 (eleven) assessment factors. It is also carried out periodically on 18 (eighteen) governance implementation assessment factors in a comprehensive and structured manner, which are integrated into three (3) governance aspects: governance structure, governance process, and governance outcome, covering the following:

1. Implementation of Duties and Responsibilities of the Board of Commissioners;
2. Implementation of Duties and Responsibilities of the Board of Directors;
3. Implementation of Duties and Responsibilities of the Sharia Supervisory Board;
4. Completeness and Implementation of Committee Duties;
5. Handling of Conflicts of Interest;
6. Implementation of Bank Compliance Function;
7. Implementation of Internal Audit Function;
8. Implementation of External Audit Function;
9. Implementation of Risk Management Function Including Internal Control System;
10. Provision of Remuneration;
11. Provision of Funds to Related Parties and Large Debtors (Large Exposure);
12. Integrity of Reporting and Information Technology Systems;
13. The Bank's Strategic Plan;

14. Shareholder Aspects;
15. Implementation of Anti-Fraud Strategies, including Anti-Bribery;
16. Implementation of Sustainable Finance, including Corporate Social and Environmental Responsibility;
17. Implementation of Governance in Banking Group;
18. Transparency of Financial and Non-Financial Conditions, GCG Implementation Reports, and Internal Reporting.

Parties That Carry Out The Assessment

The self-assessment process involves the Board of Commissioners, Directors, Board of Commissioners Committees and work units in charge to produce a comprehensive and structured assessment of the implementation of Governance at all levels of the organization.

The Score of Assessment

Table of GCG Assessment Results

Parameter	June 2024	Dec 2024
Implementation of Duties and Responsibilities of the Board of Commissioners	2	3
Implementation of Duties and Responsibilities of the Board of Directors	2	2
Implementation of Duties and Responsibilities of the Sharia Supervisory Board	3	2
Completeness and Implementation of Committee Duties	2	3
Handling of Conflicts of Interest	2	2
Implementation of Bank Compliance Function	3	3
Implementation of Internal Audit Function	3	3
Implementation of External Audit Function	2	1
Implementation of Risk Management Functions Including Internal Control Systems	3	3
Provision of Remuneration	2	2
Provision of funds to related parties and large debtors (Large Exposure)	2	2
Integrity of Reporting and Information Technology Systems	3	3
Bank Strategic Plan	2	2
Shareholder Aspects	2	2
Implementation of Anti-Fraud Strategy, including Anti-Bribery	3	3
Implementation of sustainable finance, including Implementation of Social and Environmental Responsibility	2	2
Implementation of Governance in Bank Business Groups	2	2
Transparency of Financial and Non-Financial Conditions, GCG Implementation Reports and Internal Reporting	2	2
Ranking	**3**	**3**

Table of Consolidated GCG Assessment Results (Bank Jatim with Bank NTB Syariah)

Parameter	Dec 2024
Implementation of Duties and Responsibilities of the Board of Commissioners	3
Implementation of Duties and Responsibilities of the Board of Directors	2
Implementation of Duties and Responsibilities of the Sharia Supervisory Board	2
Completeness and Implementation of Committee Duties	3
Handling of Conflicts of Interest	2
Implementation of Bank Compliance Function	3

Parameter	Dec 2024
Implementation of Internal Audit Function	3
Implementation of External Audit Function	1
Implementation of Risk Management Function Including Internal Control System	3
Provision of Remuneration	2
Provision of funds to related parties and large debtors (Large Exposure)	2
Integrity of Reporting and Information Technology System	3
Bank Strategic Plan	2
Shareholder Aspect	2
Implementation of Anti-Fraud Strategy, including Anti-Bribery	3
Implementation of sustainable finance, including Implementation of Social and Environmental Responsibility	2
Implementation of Governance in Bank Business Groups	2
Transparency of Financial and Non-Financial Conditions, GCG Implementation Reports and Internal Reporting	2
Ranking	**3**

Recommendations and Follow Up

Throughout 2024, there were recommendations from the Financial Services Authority (OJK) regarding the reporting results for the June 2024 period, which have been followed up and reported in the December 2024 reporting period.

ASEAN Corporate Governance Scorecard

Assessment of the implementation of good corporate governance (GCG) was also carried out based on the ASEAN Corporate Governance Scorecard (ACGS) criteria which adopted the principles of Corporate Governance issued by The Organization for Economic Cooperation and Development (OECD).

Assessment Criteria

The ACGS assessment criteria include the following 5 (five) aspects:

1. Rights of Shareholders;
2. Equal Treatment of Shareholders;
3. The Role of Stakeholders;
4. Disclosure and Transparency;
5. Responsibilities of Directors and Commissioners.

Parties That Carry Out The Assessment

The assessment is carried out by the ASEAN Capital Market Forum (ACMF) as a representative in each participating country to carry out the assessment on a national scale and is appointed by the regulator of each country.

The Score of Assessment

Based on the results of the 2021 ACGS Bank Jatim assessment, Bank Jatim received the ASEAN Asset Class award in the ASEAN Corporate Governance Scorecard (ACGS) ranking by the ASEAN Capital Market Forum (ACMF).

Recommendations and Follow Up

There are recommendations for improvements related to the implementation and disclosure of governance at Bank Jatim. These improvement recommendations become the basis for carrying out continuous improvement.


JATIM PRIORITAS



Corporate Social Responsibility

08

Bank Jatim implements its social responsibility activities by referring to the principle of sustainability. Bank Jatim always considers the impact of every decision and its business activities on society and the natural environment through transparent and ethical behavior.

Bank Jatim is committed to implementing sustainable principles that are able to create economic, social and ecological values in the process and at the level of policy and decision making that can drive the Bank's success while still contributing to the achievement of sustainable development goals. Sustainable development goals include ensuring the integrity of the environment as well as the safety, capabilities, well-being and quality of life of present and future generations.

As a financial services institution, the implementation of corporate social responsibility at Bank Jatim refers to POJK No. 51/POJK.03/2017 concerning the Implementation of Sustainable Finance for Financial Service Institutions of Issuers and Public Companies and the international standard, namely ISO 26000. In accordance with the Circular Letter of the Financial Services Authority No. 16 /SEOJK.04/2021 Regarding the Form and Contents of the Annual Report of Issuers or Public Companies Information on corporate social responsibility, especially related to sustainable governance, sustainable economic performance, sustainable environmental performance and sustainable social performance is submitted in the Sustainability Report which is presented separately from the Annual Report.

OJK Index

Criteria	Explanation	Page	Regulations
General			
Annual Report is well printed and bound.	The Annual Report is well printed and bound.	✓	POJK 29
Annual Report must be reproduced in the form of printed copies of documents and electronic copies of documents.		✓	POJK 29
Annual Reports are presented in Indonesian and foreign languages		✓	POJK 29
Annual Report must be published on the Issuer's or Public Company's Website on the same date as the submission of the Annual Report to the Financial Services Authority.		✓	POJK 29
Performance Highlights			
Summary of important financial data contains financial information presented in comparative form for 3 (three) financial years or since starting their business if the Issuer or Public Company has been running its business activities for less than 3 (three) years.	Information includes, among others:		
	1. Sales revenue.	22	SEOJK 16
	2. Gross profit.	22	
	3. Operational profit.	22	SEOJK 9
	4. Profit before tax.	23	
	5. Net profit.	23	
	6. Profit and loss.	23	SEOJK 16
	7. Total comprehensive profit (loss).	23	SEOJK 9
	8. Total profit (loss) attributable to owners of the parent entity and non-controlling interests.	23	SEOJK 16
	9. Total comprehensive profit (loss).	23	SEOJK 16
	10. Total comprehensive profit (loss) attributable to owners of the parent entity and non-controlling interests.	23	
	11. Earnings (loss) per share.	23	SEOJK 9 SEOJK 16
	12. Total assets.	21	
	13. Total liabilities.	21	
	14. Total equity.	22	
	15. Third-party funds.	21	SEOJK 9
	16. Loans received.	21	
	17. Ratio of profit (loss) to total assets.	25	SEOJK 16
	18. Profit (loss) to equity ratio.	25	
	19. Profit (loss) to revenue/sales ratio.	25	
	20. Current ratio.	25	
	21. Liability to equity ratio.	25	
	22. Ratio of liabilities to total assets.	25	

Criteria	Explanation	Page	Regulations
	23. CAR ratio.	25	SEOJK 9
	24. Productive assets.	25	
	25. Non-performing loans (NPL) ratio.	25	
	26. Ratio of Operating Expenses to Operating Income (BOPO).	25	
	27. *Cost to Income Ratio(CIR).*	25	
	28. Net Interest Margin (NIM) ratio.	25	
	29. Percentage of violations and exceedances of the Legal Lending Limit (BMPK).	25	
	30. Statutory Reserve Ratio (GWM).	25	
	31. Net Open Position (NOP) Ratio.	25	
	32. Information and other financial ratios that are relevant to the issuer or public company and the type of industry.	25	SEOJK 9 SEOJK 16
Stock Information	Information on shares for Public Companies at least contains:		SEOJK 16
	1. Shares that have been issued for each quarter presented in comparative form for the last 2 (two) financial years, at least contain:		
	a. Number of outstanding shares.	26	
	b. Market capitalization is based on the price on the stock exchange where the shares are listed.	26	
	c. The highest, lowest and closing share prices are based on the price on the stock exchange where the shares are listed.	26	
	d. Volumetrading on the stock exchange where the shares are listed.	26	
	Information in letter b), letter c) and letter d) is only disclosed if the shares are listed on the stock exchange. Information is presented in the form of graphs and tables.		
	2. such as a stock split, reverse stock, stock dividends, bonus shares, changes in the nominal value of shares, issuance of convertible securities, and additions and capital reduction, share information as referred to in number 1) is added with an explanation of at least:	28	SEOJK 16
	a. The date of implementation of the corporate action.		
	b. Stock split ratios, reverse stock ratios, stock dividends, bonus shares, number of convertible securities issued, and changes in share nominal value.		
	c. The number of outstanding shares before and after the corporate action.		
	d. The number of effect conversions implemented (if any).		
	e. Stock prices before and after corporate actions.		
	3. In the event of a temporary suspension of share trading (suspension) and/or delisting of shares during the financial year, the reasons for the temporary suspension of share trading (suspension) and/or delisting of shares (delisting) shall be explained.	28	SEOJK 16

Criteria	Explanation	Page	Regulations
	4. In the event that the temporary suspension of share trading (suspension) as referred to in number 3) and/or the process of canceling the listing of shares (delisting) is still ongoing until the end of the Annual Report period, the actions taken to resolve the temporary suspension of share trading (suspension) and/or cancellation are explained. listing of shares (delisting).	28	SEOJK 16
REPORT OF DIRECTORS AND BOARD OF COMMISSIONERS			
Directors Report	The Board of Directors' report contains at least a brief description of:		
	1. Performance of Issuers or Public Companies, at least includes:		
	a. Issuer's or Public Company's strategy and strategic policies (including for UUS if the Bank owns UUS).	44-45	SEOJK 9 SEOJK 16
	b. The role of the Board of Directors in formulating the strategy and strategic policies of the Issuer or Public Company.	44	SEOJK 16
	c. The process carried out by the Board of Directors to ensure the implementation of the Issuer's or Public Company's strategy.	44	
	d. Comparison between the results achieved and those targeted by the Issuer or Public Company.	44-45	SEOJK 9 SEOJK 16
	e. Obstacles faced by Issuers or Public Companies.	45	
	f. Organizational structure.	38	SEOJK 9
	g. Main activity.	36	
	h. Information Technology.	38	
	i. Types of products and services offered, including lending to debtors of micro, small and medium enterprises.	36-37	
	j. Interest rates for raising and providing funds.	39-44	
	k. Economic development and target market.	38-39	
	l. Networks and business partners at home and/or abroad.	38	
	m. Number, type and location of offices.	38	
	n. Ownership of the Board of Directors, Board of Commissioners and shareholders in the Bank's business group.	N/A	
	o. Important changes that occurred in the Bank and the Bank's business group in the year concerned.	N/A	
	p. Important things that are expected to happen in the future.	45-46	
	q. Human resources include the number, level of education, training, and development of human resources.	38	
	2. An overview of the business prospects of the Issuer or Public Company.	45-46	SEOJK 9 SEOJK 16
	3. Implementation of Issuer or Public Company governance.	46-47	

Criteria	Explanation	Page	Regulations
Report of the Board of Commissioners	The Board of Commissioners' report contains at least a brief description of:		
	1. Assessment of the Board of Directors' performance regarding the management of Issuers or Public Companies, including oversight by the Board of Commissioners in the formulation and implementation of the Issuer's or Public Company's strategy carried out by the Board of Directors.	52-55	SEOJK 16 SEOJK 9
	2. Views on the business prospects of Issuers or Public Companies compiled by the Board of Directors.	55	
	3. Views on the implementation of governance of the Issuer or Public Company.	55-57	
	4. Changes in the composition of the Board of Commissioners (if any) and reasons for the changes.	58	SEOJK 9
	5. Frequency and method of providing advice to members of the Board of Directors.	52	
Statement Letter from Members of the Board of Directors and Members of the Board of Commissioners	Statement Letter from Members of the Board of Directors and Members of the Board of Commissioners regarding Responsibility for the Annual Report. Statement letter from members of the Board of Directors and members of the Board of Commissioners regarding responsibility for the Annual Report is prepared in accordance with the format of Statement Letter from Members of the Board of Directors and Members of the Board of Commissioners regarding Responsibility for the Annual Report.	64-65	SEOJK 16 POJK 29
COMPANY PROFILE			
Company name and full address	Access to Issuers or Public Companies including branch offices or representative offices that enable the public to obtain information about Issuers or Public Companies, including:	68	SEOJK 9 SEOJK 16
	1. Address		
	2. Phone number		
	3. Email address		
	4. Website address		
Name and address of branch office or representative office (if any)	Contains information including:		
	Name and address of the branch/representative office, including: a. Address b. Phone number c. Email address d. Website address	69-70	
	Notes: if the company does not have subsidiaries, branch offices, and representative offices, so that it is disclosed.		
Brief history of Issuer or Public Company	Include among others: date/year of establishment, name, change of company name (if any), and effective date of change of company name.	72-73	SEOJK 9 SEOJK 16
	Notes: if the company has never changed its name, please disclose it.		
Vision, Mission and Corporate Culture	Includes:		SEOJK 9 SEOJK 16
	1. Company Vision	74	
	2. Company Mission	75	
	3. Statement that the vision and mission have been reviewed and approved by the Board of Directors/Board of Commissioners in the financial year.	76	

Criteria	Explanation	Page	Regulations
Business activities	Description of, among others:		SEOJK 9 SEOJK 16
	1. The company's business activities according to the latest articles of association.	79	
	2. Business Activities Undertaken.	80	
	3. Products and/or services produced.	80-92	
Operational Area	Issuer's or Public Company's operational area. The operational area is the area or area where operational activities are carried out or the scope of the company's operational activities.	94-97	SEOJK 16
Organizational structure	The organizational structure of the Issuer or Public Company in the form of a chart, at least up to 1 (one) level below the Board of Directors including committees under the Board of Directors (if any) and committees under the Board of Commissioners, accompanied by names and positions.	98-99	SEOJK 9 SEOJK 16
Association Membership	List of industry association memberships both on a national and international scale related to the implementation of sustainable finance.	97	SEOJK 16
Board of Directors Profile	Profile of the Board of Directors, at least contains:	100-107	SEOJK 9 SEOJK 16
	1. Name and position in accordance with the duties and responsibilities.		
	2. Latest photos.		
	3. Age.		
	4. Citizenship.		
	5. Educational history and/or certification.		
	6. Position history, including information on:		
	a. The legal basis for appointment as a member of the Board of Directors of the Issuer or Public Company concerned		
	b. Concurrent positions, both as members of the Board of Directors, members of the Board of Commissioners, and/or committee members as well as other positions both inside and outside the Issuer or Public Company. In the event that members of the Board of Directors do not have concurrent positions, then this is disclosed.		
	c. Work experience and time period both inside and outside the Issuer or Public Company.		
	7. of the Board of Commissioners, major shareholders and controllers, either directly or indirectly to individual owners, including names of affiliated parties. In the event that members of the Board of Directors have no affiliation, the Issuer or Public Company shall disclose this. Financial relationships and family relationships of members of the Board of Directors and members of the Board of Commissioners with other members of the Board of Directors, other members of the Board of Commissioners, and/or controlling shareholders of the Bank.	104	SEOJK 9 SEOJK 16 POJK 13
	8. Changes in the composition of members of the Board of Directors and reasons for the changes. In the event that there is no change in the composition of the members of the Board of Directors, this will be disclosed.	104-106	SEOJK 16

Criteria	Explanation	Page	Regulations
Profile of the Board of Commissioners	Profile of the Board of Commissioners, at least contains:	111-115	SEOJK 9 SEOJK 16
	1. Name and position.		
	2. Latest photos.		
	3. Age.		
	4. Citizenship.		
	5. Educational history and/or certification.		
	6. Position history, including information on:		
	a. The legal basis for appointment as a member of the Board of Directors of the Issuer or Public Company concerned		
	b. Legal basis for the first appointment as a member of the Board of Commissioners who is an independent commissioner of the Issuer or Public Company concerned.		
	c. Concurrent positions, both as members of the Board of Directors, members of the Board of Commissioners, and/or committee members as well as other positions both inside and outside the Issuer or Public Company. In the event that members of the Board of Directors do not have concurrent positions, then this is disclosed.		
	d. Work experience and time period both inside and outside the Issuer or Public Company.		
	7. Affiliation with other members of the Board of Directors, members of the Board of Commissioners, major shareholders and controllers, either directly or indirectly to individual owners, including names of affiliated parties. In the event that members of the Board of Directors have no affiliation, the Issuer or Public Company shall disclose this. Financial relationships and family relationships of members of the Board of Directors and members of the Board of Commissioners with other members of the Board of Directors, other members of the Board of Commissioners, and/or controlling shareholders of the Bank.	116	SEOJK 9 SEOJK 13 SEOJK 16 POJK 17
	8. Statement of independence of the independent commissioner in the event that the independent commissioner has served more than 2 (two) terms.	N/A	SEOJK 16
	9. Changes in the composition of members of the Board of Directors and reasons for the changes. In the event that there is no change in the composition of the members of the Board of Directors, this will be disclosed.	116-117	
Executive officer brief profile	Including the composition of executive officers along with their positions and a summary of Curriculum Vitae.	121-136	SEOJK 9
Number of employees and employee competency development data.	Data on employee competency development that has been carried out in the financial year consisting of parties (position levels) who attended training, types of training, and training objectives as well as equal opportunities for all employees.	137-138	SEOJK 9 SEOJK 16
	Employee competency development costs that have been incurred in the financial year.		
Shareholder composition	Names of shareholders and percentage of ownership at the beginning and end of the financial year, which consists of information regarding:		SEOJK 9 SEOJK 16 POJK 17
	1. Shareholders who own 5% (five percent) or more shares of Issuers or Public Companies.	141	

Criteria	Explanation	Page	Regulations
	2. Members of the Board of Directors and members of the Board of Commissioners who own shares of Issuers or Public Companies. In the event that all members of the Board of Directors and/or all members of the Board of Commissioners do not own shares, then this matter shall be disclosedthe.	143	
	3. shares by members of the Board of Directors and members of the Board of Commissioners at the beginning and end of the financial year, including information regarding shareholders who are registered in the register of shareholders for the benefit of indirect ownership by members of the Board of Directors and members of the Board of Commissioners. In the event that all members of the Board of Directors and/or all members of the Board of Commissioners do not have indirect ownership of the shares of the Issuer or Public Company, then this matter must be disclosed. Directors and commissioners who own Shares (Directors and Board of Commissioners/Supervisory Board must report to the company regarding their and/or family's share ownership in the company concerned and other companies, including any changes thereto).	143	
	4. Group of public shareholders, namely groups of shareholders who each own less than 5% (five percent) of the shares of the Issuer or Public Company.	142	SEOJK 16
	5. Number of shareholders and percentage of ownership at the end of the financial year based on classification:	144	SEOJK 16
	a. Ownership of local institutions.		
	b. Ownership of foreign institutions.		
	c. Local individual ownership.		
	d. Foreign individual ownership.		
	The above information can be presented in tabular form.		
Major and controlling shareholder	Information regarding major shareholders and controllers of Issuers or Public Companies, either directly or indirectly, up to individual owners, presented in the form of a schematic or chart.	144	SEOJK 9 SEOJK 16
List of associate subsidiaries, venture companies	Names of subsidiaries, associated companies, joint venture companies where the Issuer or Public Company has joint control of the entity (if any), along with the percentage of share ownership, line of business, total assets, and operating status of subsidiaries, associated companies, joint venture companies. For subsidiaries, information regarding the address of the subsidiary is added.	145	SEOJK 9 SEOJK 16
Information related to the Bank Business Group	Banks that are part of a business group and/or have Subsidiaries, must add:	147	SEOJK 9
	The structure of the Bank's business group which includes:		
	a. The structure of the Bank's business group consists of the Bank, Subsidiaries, sister companies, Parent Entity up to the ultimate shareholder.		
	b. Management linkage structure within the Bank's business group.		
	c. Shareholders acting on behalf of other shareholders. The definition of a shareholder acting on behalf of another shareholder is an individual shareholder or an entity that has the common goal of controlling the Bank, based on or not based on an agreement.		

Criteria	Explanation	Page	Regulations
Share listing chronology	Chronology of share listing, number of shares, number of listed shares after each corporate action, nominal value, and offering price from the beginning of listing to the end of the financial year as well as the name of the stock exchange where the Issuer's or Public Company's shares are listed, including stock splits (stock split), merger of shares (reverse stock), stock dividends, bonus shares, and changes in the nominal value of shares, implementation of conversion effects, implementation of capital additions and reductions (if any).	146-149	SEOJK 16
Information on the listing of other securities	Information on the listing of other securities that are not yet due in the financial year at least contains the names of the securities, the type of corporate action that causes a change in the number of other securities, year of issue, interest rate/ yield, maturity date, offering value, name of stock exchange where other securities are listed, and securities rating (if any).	149	SEOJK 16
Information on the use of public accounting services (AP) and public accounting firms (KAP)	Information on the use of public accounting services (AP) and public accounting firms (KAP) and their networks/ associations/alliance includes:	150	SEOJK 16
	1. Name and address.		
	2. Assignment period.		
	3. Information on audit and/or non-audit services provided.		
	4. Audit and/or non-audit service fees for each assignment given during the financial year.		
	5. In the event that the designated AP and KAP and their network/ association/alliance do not provide non-audit services, then the information shall be disclosed.		
	Disclosure of information on the use of AP and KAP services and their networks/associations/alliances can be presented in tabular form.		
Name and address of supporting institution and/or profession.	Names and addresses of capital market supporting institutions and/or professions other than AP and KAP.	151	SEOJK 16
Awards and Certifications.	Information includes, among others:	152-155	SEOJK 9
	1. Name of award and/or certification (national and international scale).		
	2. Year of award and/or certification.		
	3. Awarding and/or certification bodies.		
	4. Validity period (for certification).		
MANAGEMENT DISCUSSION AND ANALYSIS OF THE COMPANY'S PERFORMANCE			
Bank Strategic Plan	1. Long term plan (corporate plan). 2. Medium and short term plans (business plan).	165-166	SEOJK 13 POJK 17
Operational review per business segment	Operational review per business segment according to the type of industry of the Issuer or Public Company, at least concerning:	167	SEOJK 9 SEOJK 16
	1. Explanation of each business segment.		
	2. Performance per business segment, among others:	170-191	
	a. Production, which includes process, capacity, and development.		
	b. Increase/decrease in production capacity.	171-199	
	c. Sales/business income.	171-199	
	d. Profitability.	202	

Criteria	Explanation	Page	Regulations
Description of the company's financial performance	Comprehensive financial performance which includes a comparison of financial performance in the last 2 (two) financial years (in the form of narratives and tables), an explanation of the causes of the changes and the impact of these changes, at least concerning:	202	SEOJK 9 SEOJK 16
	1. Current assets, non-current assets, and total assets.		
	2. Short term liabilities, long term liabilities and total liabilities.	203-204, 206-216	
	3. Funding (investment and giving credit/financing).	204-205, 217-222	
	4. Third party funds and other funding sources.	204, 213-214	
	5. Equity.	204, 218	
	6. Income/sales, expenses, profit (loss), other comprehensive income, and total comprehensive profit (loss).	205-206, 223-224	
	7. Cash flow.	224-231	
	8. Basic credit interest rate.	231-233	SEOJK 9
Analysis of the quality of earning assets and relevant financial ratios.		241	SEOJK 9
Discussion and analysis of the ability to pay debts and the collectability of the company's receivables, by presenting the calculation of the relevant ratio according to the type of company's industry.	Explanation of:	242-247	SEOJK 16
	1. Ability to pay debts, both short term (liquidity) and long term (solvability).		
	2. Receivables collectibility level.	234	
Discussion on capital structure and management policies on capital structure (capital structure policy).	Top explanation:	235-236	SEOJK 16
	1. Details of the capital structure (capital structure), which consists of interest-based debt/sukuk and equity.		
	2. Management policies on capital structure (capital structure policies).	249	
	3. Basis for selection of management policies.	248	
Discussion on material commitments for capital goods investment (not funding commitments) in the last financial year.	Explanation of:	248	SEOJK 16
	1. The name of the party making the bond.		
	2. The purpose of the bond.	274	
	3. Source of funds expected to fulfill these ties.		
	4. The currency to be denominated.		
	5. The steps the company plans to take to protect against risks from related foreign currency positions.		
	Notes: if the company has no ties related to investment in capital goods in the last financial year to be disclosed.		
Discussion on investment in capital goods realized in the last financial year.	Explanation of:		SEOJK 9 SEOJK 16
	1. Types of investment in capital goods.		
	2. The purpose of investing in capital goods.	274	
	3. Investment value of capital goods issued in the last financial year.		
	Notes: if there is no realization of investment in capital goods, so that it is disclosed.		
Description of the company's business prospects.	The business prospects of Issuers or Public Companies are linked to industry conditions, the general economy and international markets accompanied by quantitative supporting data from reliable data sources.		SEOJK 16

Criteria	Explanation	Page	Regulations
Comparative information between targets at the beginning of the financial year with the results achieved (realization), and targets or projections to be achieved for the next year.	Comparison between targets/projections at the beginning of the financial year with the results achieved (realization), regarding:	276-279	SEOJK 16
	1. Sales revenue.		
	2. Profit and loss.	279	
	3. Capital structure.	279	
	4. Marketing.	280	
	5. HR Development.	280-281	
	6. Other matters deemed important by the Issuer or Public Company.	281	
	Targets/projections to be achieved by Issuers or Public Companies for the next 1 (one) year, regarding:	279	
	1. Sales revenue.		
	2. Profit and loss.	282	
	3. Capital structure.	282	
	4. Dividend policy.	283	
	5. Marketing.	283	
	6. Pengembangan SDM.	283	
	7. Other matters deemed important by the Issuer or Public Company.	283-284	
Description of the marketing aspect.	Marketing aspects of the Issuer's or Public Company's goods and/or services, at least regarding marketing strategy and market share.	282	SEOJK 9 SEOJK 16
Description of dividends for the last 2 (two) financial years.	Description of dividends for the last 2 (two) financial years, at least:	167-170	SEOJK 16
	1. The dividend policy, among other things, contains information on the percentage of the amount of dividends distributed to net income.		
	2. Cash dividend payment date and/or non-cash dividend distribution date.	285	
	3. Amount of dividends per share (cash and/or non-cash).	286	
	4. The amount of dividends per year paid.	285	
	Notes: if there is no distribution of dividends, please state the reasons.	285	
Realization of the use of proceeds from the public offering (in the event that the company is still required to submit a report on the realization of the use of funds)	Contains descriptions of:		SEOJK 16
	1. Total proceeds.		
	2. Fund usage plan.	286	
	3. Details of use of funds.		
	4. Fund balance.		
	5. The date of approval of the GMS/RUPO for changes in the use of funds (if any).		
	a. a. In the event that during the financial year, the Issuer has an obligation to submit a report on the realization of the use of funds, the cumulative realization of the use of proceeds from public offerings until the end of the financial year is disclosed. b. In the event that there is a change in the use of funds as stipulated in the Financial Services Authority Regulation regarding the report on the realization of the use of funds from a public offering, the Issuer shall explain the change.		
	Note: if you do not have information on the realization of the use of proceeds from a public offering, please disclose it.		

Criteria	Explanation	Page	Regulations
Material information (if any), including investment, expansion, divestment, business merger/ consolidation, acquisition, debt/ capital restructuring, material transactions, affiliated transactions, and conflict of interest transactions.	Contains descriptions of:		SEOJK 16
	a. Date, value, and transaction object.	286-287, 290-291	
	b. The name of the party conducting the transaction.	289-290	
	c. Nature of the affiliation relationship (if any).	289-290	
	d. Explanation of the fairness of the transaction.	288, 291	
	e. Fulfillment of related provisions.	288, 291	
	f. In the event that there is an affiliation relationship, apart from disclosing the information referred to in number a) through number f), the Issuer or Public Company also discloses information:		
	1) The Board of Directors' statement that affiliated transactions have gone through adequate procedures to ensure that affiliated transactions are carried out in accordance with generally accepted business practices, among others, carried out by fulfilling the arm's length principle.	288, 291	
	2) The role of the Board of Commissioners and the audit committee in carrying out adequate procedures to ensure that affiliated transactions are carried out in accordance with generally accepted business practices, among others, is carried out by fulfilling the arm's length principle.	288, 291	
	g. For affiliate transactions or material transactions which are business activities carried out in order to generate business income and are carried out routinely, repeatedly and/or continuously, an explanation is added that the affiliated transactions or material transactions are business activities carried out in order to generate business income and are carried out routinely, repeatedly, and/or continuously. In the case of affiliated transactions or material transactions referred to have been disclosed in the annual financial statements, information is added regarding references to disclosure in the said annual financial statements.	288, 291	
	h. For disclosure of affiliated transactions and/or conflict of interest transactions which are the result of the implementation of affiliated transactions and/ or conflict of interest transactions that have been approved by independent shareholders, information is added regarding the date of the GMS that approves the affiliated transactions and/or conflict of interest transactions.	N/A	SEOJK 16 SEOJK 13
	i. In the event that there are no affiliated transactions and/or conflict of interest transactions, then this is disclosed.	287	
Description of changes to laws and regulations on companies in the last financial year.	The description contains, among others:		SEOJK 16
	1. The names of the laws and regulations that have changed.	292-294	
	2. The impact (quantitative and/or qualitative) on the company (if significant) or the statement that the impact is not significant.	292-294	
	Notes: if there is no change in laws and regulations in the last financial year, so that it is disclosed.		

Criteria	Explanation	Page	Regulations
Description of changes in accounting policies implemented by the company in the last financial year.	The description contains, among others:		SEOJK 16
	1. Changes in accounting policies.	294	
	2. Reasons for changes in accounting policies.	293	
	3. Quantitative impact on financial statements.	294	
	Notes: If there is no change in accounting policy in the last financial		
Information on Risk Exposure and Capital.	Risk exposure and capital includes annual period risk and capital exposure reports as stipulated in part II of the Publication Report on risk and capital exposure.	250-274	SEOJK 9
GOOD CORPORATE GOVERNANCE			
GMS.	Information regarding GMS resolutions in the financial year and 1 (one) year before the financial year includes:	349-361	SEOJK 16
	a. GMS resolutions in the financial year and 1 (one) year prior to the financial year realized in the financial year.		
	b. GMS decisions in the financial year and 1 (one) year prior to the financial year that have not been realized along with the reasons for not being realized.		
	In the event that an Issuer or Public Company uses an independent party in the implementation of the GMS to carry out the vote count, it shall be disclosed regarding this matter.		
Directors.	1. Duties and responsibilities of each member of the Board of Directors. Information regarding the duties and responsibilities of each member of the Board of Directors is described and can be presented in tabular form.	365	SEOJK 13 SEOJK 16 POJK 17
	2. Statement that the Board of Directors has a guideline or charter (charter) of the Board of Directors.	364	SEOJK 16
	3. Policy and implementation of the frequency of meetings of the Board of Directors, meetings of the Board of Directors with the of Commissioners, and the level of attendance of members of the Board of Directors at these meetings including attendance at the GMS. Information on the level of attendance of members of the Board of Directors at meetings of the Board of Directors, meetings of the Board of Directors with the Board of Commissioners or GMS can be presented in tabular form.	366-370	SEOJK 16
	4. Training and/or competency improvement for members of the Board of Directors:	370-371	SEOJK 16
	a. Policy on training and/or competency improvement for members of the Board of Directors, including an orientation program for newly appointed members of the Board of Directors (if any).		
	b. Training and/or competency improvement attended by members of the Board of Directors in the financial year (if any).		
	5. The Board of Directors' assessment of the performance of the committees that support the implementation of the duties of the Board of Directors in the financial year contains at least:	374-375	SEOJK 16
	a. Performance appraisal procedures.		
	b. The criteria used include performance achievements during the financial year, competence and attendance at meetings.		
	In the event that the Issuer or Public Company does not have a committee that supports the implementation of the duties of the Board of Directors, this will be disclosed.		

Criteria	Explanation	Page	Regulations
	6. members of the Board of Commissioners who reach 5% (five percent) or more of paid-up capital, which includes the type and number of shares in: a. The bank in question... b. other banks. c. Non-bank financial institutions. d. Other companies domiciled both inside and outside the country.	418	SEOJK 13 POJK 17
Board of Commissioners.	1. Duties and responsibilities of the Board of Commissioners.	376	SEOJK 13 SEOJK 16 POJK 17
	2. Statement that the Board of Commissioners has guidelines or charter of the Board of Commissioners.	378	SEOJK 16
	3. Policy and implementation of the frequency of meetings of the Board of Commissioners, meetings of the Board of Commissioners with the Board of Directors and the level of attendance of members of the Board of Commissioners at these meetings including attendance at the GMS. Information on the level of attendance of members of the Board of Commissioners at meetings of the Board of Commissioners, meetings between the Board of Commissioners and the Board of Directors, or GMS can be presented in tabular form.	384-391	SEOJK 13 SEOJK 16
	4. Training and/or competency improvement for members of the Board of Commissioners:	391-393	SEOJK 16
	a. Policy on training and/or competency improvement for members of the Board of Commissioners, including an orientation program for newly appointed members of the Board of Commissioners (if any).		
	b. Training and/or competency improvement attended by members of the Board of Commissioners in the financial year (if any).		
	5. Assessment of the performance of the Board of Directors and the Board of Commissioners as well as each member of the Board of Directors and members of the Board of Commissioners, contains at least:	394-404	SEOJK 16
	a. Procedure for implementing performance appraisal.		
	b. The criteria used include performance achievements during the financial year, competence and attendance at meetings.		
	c. The party making the assessment.		
	6. The Board of Commissioners' assessment of the performance of the Committees that support the implementation of the duties of the Board of Commissioners in the financial year includes:	405-410	SEOJK 16
	a. Performance appraisal procedures.		
	b. The criteria used include performance achievements during the financial year, competence and attendance at meetings.		
Nomination and remuneration of the Board of Directors and Board of Commissioners.	Least load:		
	1. Nomination procedures, including a brief description of the policies and nomination process for members of the Board of Directors and/or members of the Board of Commissioners.	414	SEOJK 16

Criteria	Explanation	Page	Regulations
	2. Procedures and implementation of remuneration for the Board of Directors and Board of Commissioners, including:	414-416	SEOJK 16
	a. Procedure for determining remuneration for the Board of Directors and Board of Commissioners.		
	b. Disclosure of indicators for determining the remuneration of the Board of Directors.		
	c. The remuneration structure for the Board of Directors and the Board of Commissioners such as salaries, allowances, bonuses/ bonuses and others; And **Notes:** if there are no performance bonuses, non performance bonuses and stock options received by each member of the Board of Commissioners and Board of Directors, to be disclosed.		
	d. The amount of remuneration for each member of the Board of Directors and members of the Board of Commissioners; Disclosure of information can be presented in tabular form.		
Sharia supervisory board, for Issuers or Public Companies that carry out business activities based on sharia principles as stated in the articles of association.	Least load:	410-414	SEOJK 16
	a. Name.		
	b. The legal basis for the appointment of the Sharia Supervisory Board.		
	c. The assignment period of the Sharia Supervisory Board.		
	d. Duties and responsibilities of the Sharia Supervisory Board.		
	e. Frequency and method of providing advice and suggestions as well as monitoring compliance with sharia principles in the capital market to Issuers or Public Companies.		
Audit Committee.	1. Name and title in the membership of the committee.	422-424	SEOJK 16 POJK 17
	2. Age.		
	3. Citizenship.		
	4. Educational background.		
	5. Position history, including information on:		
	a. Legal basis for appointment as committee member.		
	b. Concurrent positions, both as members of the Board of Commissioners, members of the board of directors, and/ or committee members and other positions (if any).		
	c. Work experience and time period both inside and outside the issuer or public company.		
	6. Period and tenure of audit committee members.		
	7. Description of duties and responsibilities.	420-421	
	8. Audit committee independence statement.	425	
	9. Training and/or competency improvement that has been attended in the financial year (if any).	427	
	10. Policy and implementation of the frequency of audit committee meetings and the level of attendance of audit committee members at these meetings.	425-426	SEOJK 13 SEOJK 16 POJK 17
	11. Implementation of audit committee activities in the financial year according to what is stated in the audit committee guidelines or charter.	427-429	

Criteria	Explanation	Page	Regulations
Issuer or Public Company nomination and remuneration committee or function.	Least load:		
	1. Name and title in the membership of the committee.	431-432	SEOJK 16 POJK 17
	2. Age.		
	3. Citizenship.		
	4. Educational background.		
	5. Position history, including information on:		
	a. Legal basis for appointment as committee member.		
	b. Concurrent positions, both as members of the Board of Commissioners, members of the board of directors, and/ or committee members and other positions (if any).		
	c. Work experience and time period both inside and outside the issuer or public company.		
	6. Period and tenure of committee members.		
	7. Committee independence statement.	433	
	8. Training and/or competency improvement that has been attended in the financial year (if any).	434-435	
	9. Description of duties and responsibilities.	429-430	
	10.Statement that already has a guideline or charter.	429	
	11. Policy and implementation of the frequency of meetings and the level of attendance of members at these meetings.	434-435	
	12.A brief description of the implementation of activities in the financial year.	436	
	In the event that a nomination and remuneration committee is not formed, it is sufficient for the Issuer or Public Company to disclose the information referred to in letter i) to letter l) and disclose:		
	1. The reasons for not forming the committee		
	2. Parties carrying out nomination and remuneration functions.		
Other committees owned by Issuers or Public Companies in order to support the functions and duties of the Board of Directors (if any) and/ or committees that support the functions and duties of the Board of Commissioners.	Least load:	438-439	SEOJK 16 POJK 17
	1. Name and title in the membership of the committee.		
	2. Age.		
	3. Citizenship.		
	4. Educational background.		
	5. Position history, including information on:		
	a. Legal basis for appointment as committee member.		
	b. Concurrent positions, both as members of the Board of Commissioners, members of the board of directors, and/ or committee members and other positions (if any).		
	c. Work experience and time period both inside and outside the issuer or public company.		
	6. Period and tenure of committee members.		
	7. Committee independence statement.	440	
	8. Training and/or competency improvement that has been attended in the financial year (if any).	442	
	9. Description of duties and responsibilities.	437	
	10. Statement that already has a guideline or charter.	437	
	11. Policy and implementation of the frequency of meetings and the level of attendance of members at these meetings.	440-441	
	12. A brief description of the implementation of activities in the financial year.	442-443	

Criteria	Explanation	Page	Regulations
Company secretary.	1. Name.	445	SEOJK 16
	2. domicile.		
	3. Position history, including:		
	a. Legal basis for appointment as company secretary.		
	b. Work experience and time period both inside and outside the issuer or public company.		
	4. Educational background.		
	5. Training and/or competency improvement attended in the financial year.	445	
	6. Brief description of the implementation of the duties of the corporate secretary in the financial year.	446	
Internal Audit Unit.	1. Name of the head of the internal audit unit.	447	SEOJK 16 POJK 17
	2. Position history, including:		
	a. Legal basis for appointment as company secretary.		
	b. Work experience and time period both inside and outside the issuer or public company.		
	3. Qualification or certification as internal audit profession (if any).		
	4. Number of employees (internal auditors) in the internal audit unit.	448	
	5. Training and/or competency improvement attended in the financial year.	449	
	6. The structure and position of the internal audit unit.	446-447	
	7. Description of duties and responsibilities.	448	
	8. A statement that the internal audit unit has guidelines or charters.	448	
	9. A brief description of the implementation of the duties of the internal audit unit in the financial year including the policy and implementation of the frequency of meetings with the directors, board of commissioners and/or the audit committee.	450	
Public Accountant.	1. The name and year of the public accountant who audited the annual financial statements for the last 5 years.	477	POJK 17
	2. The name and year of the public accountant who audited the annual financial statements for the last 5 years.		
	3. The amount of the fee for each type of service provided by the Public Accounting Firm in the last financial year.		
	4. Other services provided by the Public Accounting Firm and public accountants in addition to auditing the annual financial statements for the last financial year.		
	Notes: if there is no other service in question, so that it is disclosed.		
Description of the internal control system implemented by the issuer or public company.	1. Financial and operational control, as well as compliance with other laws and regulations.	478-479	SEOJK 13 SEOJK 16
	2. Review of the effectiveness of the internal control system.	480-481	
	3. Statement of the Board of Directors and/or Board of Commissioners regarding the adequacy of the internal control system.	481	SEOJK 16

Criteria	Explanation	Page	Regulations
Risk management system implemented by Issuers or Public Companies.	1. General description of the Issuer's or Public Company's risk management system.	481-487	SEOJK 16 SEOJK 13
	2. Types of risk and how to manage them.	487-490	
	3. Review of the effectiveness of the Issuer's or Public Company's risk management system.	491-492	
	4. Statement of the Board of Directors and/or Board of Commissioners or the audit committee on the adequacy of the risk management system.	492	SEOJK 16
Compliance function.	The level of the Bank's compliance with all provisions and laws and regulations as well as fulfillment of commitments with the competent authorities.	492-495	SEOJK 13 POJK 17
Legal cases with a material impact faced by issuers or public companies, subsidiaries, members of the board of directors and members of the board of commissioners (if any).	1. Main case/lawsuit.	495-498	SEOJK 16
	2. Case/lawsuit settlement status.		
	3. The impact on the condition of issuers or public companies. The risks faced by the company and the nominal value of claims/lawsuits.		
	4. Disclosure regarding legal issues at least includes: a. the number of civil and criminal cases faced and decisions that have permanent legal force. b. the number of civil and criminal matters faced and still in the process of being resolved. **Notes:** in the event that the company, subsidiaries, members of the Board of Commissioners and members of the Board of Directors do not have important matters, this must be disclosed.	495	SEOJK 13
Information on administrative sanctions/ sanctions imposed on issuers or public companies, board members commissioners and members of the board of directors, by the Financial Services Authority and other authorities in the financial year (if any).		498-499	SEOJK 16
Information regarding the code of ethics of Issuers or Public Companies	1. Principles of the code of ethics.	509-511	SEOJK 16
	2. Forms of dissemination of the code of ethics and enforcement efforts	511-512	
	3. Statement that the code of ethics applies to members of the Board of Directors, members of the Board of Commissioners, and employees of the Issuer or Public Company	511	
Implementation of Governance in Providing Remuneration for Banks.	1. Remuneration Committee a. Name of members, composition, duties and responsibilities. b. Number of meetings held. c. Remuneration that has been paid to members of the Remuneration Committee for 1 (one) year.	473	POJK 45
	2. Remuneration policy formulation process which includes: a. Review of the background and objectives of the Remuneration policy. b. Implementation of a review of the Remuneration policy in the previous year, along with its improvements. c. Mechanism to ensure that Remuneration for Employees in the control unit is independent from the work unit they supervise.	473	
	3. Remuneration policy coverage and its implementation per business unit, per region and in subsidiaries or branch offices located overseas	473	

Criteria	Explanation	Page	Regulations
	4. Remuneration is associated with risks that include: a. The main type of risk (key risk) used in implementing Remuneration. b. Criteria for determining the main types of risk, including for risks that are difficult to measure. c. The impact of determining the main risk on the Variable Remuneration policy. d. Changes in the determination of the main types of risk compared to last year and the reasons, if any.	473	
	5. Performance measurement is associated with Remuneration which includes: a. Review of Remuneration policies linked to performance appraisal. b. The method of linking individual Remuneration with Bank performance, work unit performance and individual performance. c. A description of the method used by the Bank to state that the agreed performance cannot be achieved, so it is necessary to make adjustments to remuneration and the amount of remuneration adjustments if this condition occurs.	473-474	
	6. Remuneration Adjustment is related to Performance and Risk which includes: a. Policy regarding Variable Remuneration that is deferred, the amount, and the criteria for determining the amount. b. The Bank's policy regarding Variable Deferred Remuneration which is postponed for payment (malus), or withdrawn when it has been paid (clawback).	474	
	7. The name of the external consultant and the duties of the consultant related to the Remuneration policy, if the Bank uses the services of an external consultant	474	
	8. The Remuneration Package and facilities received by the Board of Directors and Board of Commissioners include the Remuneration structure and details of the nominal amount.	474	
	9. Variable Remuneration includes: a. Forms of Variable Remuneration along with the reasons for choosing this form. And b. An explanation if there are differences in the provision of Variable Remuneration among the Directors, Board of Commissioners and/or Employees.	474	
	10. the number of Directors, Board of Commissioners and Employees who receive Variable Remuneration for 1 (one) year, and the total amount.	474	
	11. Position and number of parties who are material risk takers.	474	
	12. Shares optionowned by the Board of Directors, Board of Commissioners and Executive Officers.	474	
	13. The ratio of the highest and lowest salaries	475	
	14. The number of beneficiaries and the total amount of Variable Remuneration guaranteed unconditionally will be given by the Bank to candidates for the Board of Directors, candidates for the Board of Commissioners, and/or prospective Employees during the first 1 (one) year of work	475	
	15. The number of employees affected by termination of employment and the total amount of severance paid	475	
	16. The total amount of deferred Variable Remuneration, which consists of cash and/or shares or share-based instruments issued by the Bank.	475	
	17. The total amount of deferred Variable Remuneration paid for 1 (one) year.	475	

Criteria	Explanation	Page	Regulations
	18. Details of the amount of Remuneration given in one year include: a. Fixed or variable remuneration. b. Deferred and non-deferred remuneration. c. Forms of Remuneration provided in cash and/or shares or share-based instruments issued by the Bank.	475	
	19. Quantitative information about: a. The total remaining Remuneration that is still suspended, both exposed to implicit and explicit adjustments. a. Total reduction in Remuneration caused by explicit adjustments during the reporting period. b. Total reduction in Remuneration caused by implicit adjustments during the reporting period.	476	
A brief description of the policy of providing performance-based longterm compensation to management and/or employees owned by issuers or public companies (if any), including but not limited to management stock ownership programs *program ownership/* MSOP) and/or employee stock ownership program (ESOP).	In terms of compensation in the form of management stock ownership program (MSOP) and/or employee stock ownership program (ESOP). The information disclosed shall contain at least:	514-516	SEOJK 16
	1. Number of shares and/or options.		
	2. Implementation period.		
	3. Eligible employee and/or management requirements.		
	4. The exercise price or the determination of the exercise price.		
A brief description of the Information disclosure policy regarding	1. Share ownership of members of the Board of Directors and members of the Board of Commissioners no later than 3 (three) working days after the ownership or any change in ownership of the shares of the Public Company.	414-415	SEOJK 16
	2. Implementation of the intended policy.		
Description of the whistleblowing system at the Issuer or Public Company.	1. How to submit a violation report.	512	SEOJK 16
	2. Protection for reporters.	512	
	3. The handling of complaints.	512-514	
	4. The party managing the complaint.	515	
	5. The results of handling complaints, at least:	515	
	a. Number of complaints received and processed in the financial year.		
	b. Complaint follow-up.		
	In the event that an issuer or a public company does not have a whistleblowing system, this will be disclosed.		
Description of the Issuer's or Public Company's anti-corruption policy.	1. Programs and procedures carried out in Overcoming corrupt practices, kickbacks, fraud, bribery and/or gratuities in Issuers or Public Companies.	515-519	SEOJK 16 POJK 17
	2. Anti-corruption training/socialization for employees of Issuers or Public Companies.	519	
	In the event that the Issuer or Public Company does not have an anticorruption policy, the reasons for not having the said policy will be explained.		
Handling conflicts of interest		521	SEOJK 13 POJK 17
Provision of funds to related parties and provision of large funds (large exposure).	Information that needs to be disclosed is the total amount of debit balances for provision of funds to related parties and to core debtors (individuals or groups) per report position	521	SEOJK 13
Transparency of the Bank's financial and non-financial conditions that have not been disclosed in other reports.		523	SEOJK 13 POJK 17
Other information related to Bank Governance, including owner intervention, internal disputes or problems that arise as a result of remuneration policies at the Bank.		522	SEOJK 13

Criteria	Explanation	Page	Regulations
Number of Deviations (Internal Fraud).	Disclosure of irregularities (internal fraud) at least includes: 1. Number of deviations (internal fraud) that have been resolved. 2. The number of irregularities (internal fraud) that are in the process of being resolved internally at the bank. 3. Number of irregularities (internal fraud) that have not been resolved internally at the bank. 4. The number of irregularities (internal fraud) that have been followed up through the legal process.	521	SEOJK 13
Buy Back of Shares and/or Bank Bonds.	1. Policy in buying back shares or bonds of the Bank. 2. Number of shares and/or bonds bought back. 3. Repurchase price per share and/or bond. 4. Increase in earnings per share and/or bonds.	521	SEOJK 13
Provision of Funds for Social Activities and/or Political Activities During the Reporting Period.	Disclosure regarding the provision of funds for social activities and/or political activities at least includes the recipient of the funds and the amount of funds provided.	521	SEOJK 13
Implementation of sustainable finance, including implementation of social and environmental responsibility		523	POJK 17
Implementation of Public Company governance guidelines for Issuers that issue equity securities or Public Companies.	1. Statement regarding recommendations that have been implemented and/or	524-532	SEOJK 16
	2. Explanation of recommendations that have not been implemented, accompanied by reasons and alternatives for implementation (if any).		
	Disclosure of information can be presented in tabular form.		
SOCIAL AND ENVIRONMENTAL RESPONSIBILITY OF THE ISSUER OR PUBLIC COMPANY			
Corporate Social Responsibility	1. The information disclosed in the social and environmental responsibility section is a Sustainability Report as intended in Financial Services Authority Regulation Number 51/POJK.03/2017 concerning the Implementation of Sustainable Finance for Financial Services Institutions, Issuers and Public Companies, containing at least :	539	SEOJK 16
	a) Explanation of sustainability strategy.		
	b) Overview of sustainability aspects (economic, social and environmental).		
	c) Brief profile of the Issuer or Public Company.		
	d) Directors' Explanation.		
	e) Sustainability governance.		
	f) Sustainability performance.		
	g) Written verification from an independent party, if any.		
	h) Feedback sheet for readers, if any.		
	i) The Issuer's or Public Company's response to feedback from the previous year's report.		
	2. Sustainability Report as referred to in number 1), must be prepared in accordance with the Technical Guidelines for Preparing Sustainability Reports for Issuers and Public Companies as stated in Appendix II which is an inseparable part of this Financial Services Authority Circular Letter.		
	3. Sustainability Report information in number 1) can:		
	a) Disclosed in other relevant sections outside the social and environmental responsibility section, such as the Directors' explanation regarding the Sustainability Report disclosed in the relevant section of the Directors' Report; and/or		

Criteria	Explanation	Page	Regulations
	b) Refer to other sections outside the social and environmental responsibility section while still referring to the Technical Guidelines for Preparing Sustainability Reports for Issuers and Public Companies as listed in Appendix II which is an inseparable part of this Financial Services Authority Circular Letter, such as the profile Issuer or Public Company.		
	4. The Sustainability Report as referred to in number 1) is an inseparable part of the Annual Report but can be presented separately from the Annual Report.		
	5. In the event that the Sustainability Report is presented separately from the Annual Report, the information disclosed in the Sustainability Report must:		
	a) Contains all information as intended in number 1); And		
	b) Prepared in accordance with the Technical Guidelines for Preparing Sustainability Reports for Issuers and Public Companies as stated in Appendix II which is an inseparable part of this Financial Services Authority Circular Letter.		
	6. If the Sustainability Report is presented separately from the Annual Report, then the social and environmental responsibility section contains information that information regarding social and environmental responsibility has been disclosed in the Sustainability Report which is presented separately from the Annual Report.		
	7. Submission of a Sustainability Report which is presented separately with the Annual Report must be submitted simultaneously with the submission of the Annual Report.		

Note

SEOJK 16 : Financial Services Authority Circular No. 16/SEOJK.04/2021 concerning Form and Content of Annual Reports of Issuers or Public Companies.

SEOJK 9 : Financial Services Authority Circular No. 9/SEOJK.03/2020 concerning Transparency and Publication of Conventional Commercial Bank Reports.

SEOJK 13 Financial Services Authority Circular No. 13/SEOJK.03/2017 concerning Implementation of Governance for Commercial Banks.

POJK 45 : Financial Services Authority Regulation No. 45/POJK.03/2015 concerning Implementation of Governance in Providing Remuneration for Commercial Banks.

POJK 17 : Financial Services Authority Regulation 17 of 2023 concerning the Implementation of Governance for Commercial Banks

Laporan Keuangan Konsolidasian
31 Desember 2024 dan 2023
dan untuk tahun yang berakhir pada tanggal-tanggal tersebut
beserta laporan auditor independen/
Consolidated Financial Statements
as of December 31, 2024 and 2023
and for the years then ended with independent auditor's report

PT Bank Pembangunan Daerah Jawa Timur Tbk
dan Entitas Anak

DAFTAR ISI / *TABLE OF CONTENTS*

	Halaman / *Pages*	
SURAT PERNYATAAN DIREKSI		***BOARD OF DIRECTORS' STATEMENT***
LAPORAN AUDITOR INDEPENDEN		***INDEPENDENT AUDITORS' REPORT***
LAPORAN KEUANGAN		***FINANCIAL STATEMENTS***
LAPORAN POSISI KEUANGAN KONSOLIDASIAN	1 - 2	*CONSOLIDATED STATEMENTS OF FINANCIAL POSITION*
LAPORAN LABA RUGI DAN PENGHASILAN KOMPREHENSIF LAIN KONSOLIDASIAN	3	*CONSOLIDATED STATEMENTS OF PROFIT OR LOSS AND OTHER COMPREHENSIVE INCOME*
LAPORAN PERUBAHAN EKUITAS KONSOLIDASIAN	4	*CONSOLIDATED STATEMENTS OF CHANGES IN EQUITY*
LAPORAN ARUS KAS KONSOLIDASIAN	5 - 6	*CONSOLIDATED STATEMENTS OF CASHFLOWS*
CATATAN ATAS LAPORAN KEUANGAN KONSOLIDASIAN	7 - 160	*NOTES TO THE CONSOLIDATED FINANCIAL STATEMENTS*
LAMPIRAN 1 - 4	161 - 167	*APPENDIX 1 - 4*

SURAT PERNYATAAN DIREKSI TENTANG TANGGUNG JAWAB ATAS LAPORAN KEUANGAN KONSOLIDASIAN TANGGAL 31 DESEMBER 2024 DAN 2023 DAN UNTUK TAHUN YANG BERAKHIR PADA TANGGAL – TANGGAL TERSEBUT (DIAUDIT)

PT BANK PEMBANGUNAN DAERAH JAWA TIMUR Tbk DAN ENTITAS ANAK

Kami yang bertanda tangan dibawah ini :

1. Nama : Busrul Iman
   Alamat kantor : Jl. Basuki Rahmad 98-104 Surabaya
   Alamat domisili : Jl. Puncak Cengkeh No. 10 Malang
   Nomor telepon : (031) 5310090 ext.206
   Jabatan : Direktur Utama

2. Nama : Edi Masrianto
   Alamat kantor : Jl. Basuki Rahmad 98-104 Surabaya
   Alamat domisili : Jl. Manyar Tirtoyoso Utara 8 No. 28 Surabaya
   Nomor telepon : (031) 5310090 ext. 208
   Jabatan : Direktur Keuangan, *Treasury* dan *Global Services*

Menyatakan bahwa:

1. Kami bertanggung jawab atas penyusunan dan penyajian laporan keuangan konsolidasian PT Bank Pembangunan Daerah Jawa Timur Tbk dan Entitas Anak;
2. Laporan keuangan konsolidasian PT Bank Pembangunan Daerah Jawa Timur Tbk dan Entitas Anak telah disusun dan disajikan sesuai dengan Standar Akuntansi Keuangan di Indonesia;
3. a. Semua informasi dalam laporan keuangan konsolidasian PT Bank Pembangunan Daerah Jawa Timur Tbk dan Entitas Anak telah dimuat secara lengkap dan benar;
   b. Laporan keuangan konsolidasian PT Bank Pembangunan Daerah Jawa Timur Tbk dan Entitas Anak tidak mengandung informasi atau fakta material yang tidak benar, dan tidak menghilangkan informasi atau fakta material;
4. Kami bertanggung jawab atas sistem pengendalian internal dalam PT Bank Pembangunan Daerah Jawa Timur Tbk dan Entitas Anak.

Demikian pernyataan ini dibuat dengan sebenarnya.

BOARD OF DIRECTORS' STATEMENT REGARDING THE RESPONSIBILITY FOR THE CONSOLIDATED FINANCIAL STATEMENTS AS OF DECEMBER 31, 2024 AND 2023 AND FOR THE YEARS THEN ENDED (AUDITED)

PT BANK PEMBANGUNAN DAERAH JAWA TIMUR Tbk AND SUBSIDIARY

We, the undersigned :

1. *Name* : *Busrul Iman*
   Office address : *Jl. Basuki Rahmad 98-104 Surabaya*
   Residential address : *Jl. Puncak Cengkeh No. 10 Malang*
   Telephone : *(031) 5310090 ext.206*
   Position : *President Director*

2. *Name* : *Edi Masrianto*
   Office address : *Jl. Basuki Rahmad 98-104 Surabaya*
   Residential address : *Jl. Manyar Tirtoyoso Utara 8 No. 28 Surabaya*
   Telephone : *(031) 5310090 ext. 208*
   Position : *Finance, Treasury and Global Services Director*

Declare that:

1. *We are responsible for the preparation and presentation of consolidated financial statements of PT Bank Pembangunan Daerah Jawa Timur Tbk and Subsidiary;*
2. *The consolidated financial statements of PT Bank Pembangunan Daerah Jawa Timur Tbk and Subsidiary have been prepared and presented in accordance with Indonesian Financial Accounting Standards;*
3. a. *All information in the consolidated financial statements of PT Bank Pembangunan Daerah Jawa Timur Tbk and Subsidiary have been disclosed in a complete and truthful manner;*
   b. *The consolidated financial statements of PT Bank Pembangunan Daerah Jawa Timur Tbk and Subsidiary do not contain any incorrect information or material facts, nor do they omit any information or material facts;*
4. *We are responsible for PT Bank Pembangunan Daerah Jawa Timur Tbk and Subsidiary internal control system.*

This statement has been made truthfully.

Atas nama dan mewakili Direksi / *For and on behalf of the Board of Directors*
Surabaya, 20 Maret 2025 / *March 20, 2025*

METERAI TEMPEL

Busrul Iman
Direktur Utama/ *President Director*

Edi Masrianto
Direktur Keuangan, Treasury dan Global Services/
Finance, Treasury and Global Services Director

PKF
Paul Hadiwinata, Hidajat, Arsono, Retno, Palilingan & Rekan

REGISTERED PUBLIC ACCOUNTANTS
DECREE OF THE FINANCE MINISTER OF THE REPUBLIC OF INDONESIA NO. 855/KM.1/2017

UOB Plaza 42nd & 30th Floor
Jl. MH. Thamrin Lot 8-10
Central Jakarta 10230 Indonesia

+62 21 29932121 (Hunting)
+62 21 3144003
jkt-office@pkfhadiwinata.com
www.pkfhadiwinata.com

Laporan Auditor Independen

Laporan No : 00475/2.1133/AU.1/07/0354-3/1/III/2025

Pemegang Saham, Dewan Komisaris dan Direksi

PT Bank Pembangunan Daerah Jawa Timur Tbk

Opini

Kami telah mengaudit laporan keuangan konsolidasian PT Bank Pembangunan Daerah Jawa Timur Tbk dan entitas anaknya ("Grup"), yang terdiri dari laporan posisi keuangan konsolidasian tanggal 31 Desember 2024, serta laporan laba rugi dan penghasilan komprehensif lain konsolidasian, laporan perubahan ekuitas konsolidasian dan laporan arus kas konsolidasian untuk tahun yang berakhir pada tanggal tersebut, serta catatan atas laporan keuangan konsolidasian, termasuk informasi kebijakan akuntansi material.

Menurut opini kami, laporan keuangan konsolidasian terlampir menyajikan secara wajar, dalam semua hal yang material, posisi keuangan konsolidasian Grup tanggal 31 Desember 2024, serta kinerja keuangan konsolidasian dan arus kas konsolidasiannya untuk tahun yang berakhir pada tanggal tersebut, sesuai dengan Standar Akuntansi Keuangan di Indonesia.

Independent Auditors' Report

Report No : 00475/2.1133/AU.1/07/0354-3/1/III/2025

The Shareholders, Boards of Commissioners and Directors

PT Bank Pembangunan Daerah Jawa Timur Tbk

Opinion

We have audited the consolidated financial statements of PT Bank Pembangunan Jawa Timur Tbk and its subsidiary (the "Group"), which comprise the consolidated statement of financial position as at December 31, 2024 and the consolidated statements of profit or loss and other comprehensive income, consolidated statement of changes in equity and consolidated statement of cash flows for the year then ended and notes to the consolidated financial statements, including material accounting policy information.

In our opinion, the accompanying consolidated financial statements present fairly, in all material respects, the consolidated financial position of the Group as at December 31, 2024, and its consolidated financial performance and its consolidated cash flows for the year then ended, in accordance with Indonesian Financial Accounting Standards.

PAUL HADIWINATA, HIDAJAT, ARSONO, RETNO, PALILINGAN & REKAN is a member of PKF Global the network of member firms of PKF International Limited, each of which is a separate and independent legal entity and does not accept any responsibility or liability for the actions or inactions of any individual member or correspondent firm(s).

Laporan Auditor Independen (lanjutan)

Laporan No : 00475/2.1133/AU.1/07/0354-3/1/III/2025 (lanjutan)

Basis opini

Kami melaksanakan audit kami berdasarkan Standar Audit yang ditetapkan oleh Institut Akuntan Publik Indonesia. Tanggung jawab kami menurut standar tersebut diuraikan lebih lanjut dalam paragraf "Tanggung jawab auditor terhadap audit atas laporan keuangan konsolidasian" pada laporan kami. Kami independen terhadap Grup berdasarkan ketentuan etika yang relevan dalam audit kami atas laporan keuangan konsolidasian di Indonesia, dan kami telah memenuhi tanggung jawab etika lainnya berdasarkan ketentuan tersebut. Kami yakin bahwa bukti audit yang telah kami peroleh adalah cukup dan tepat untuk menyediakan suatu basis bagi opini audit kami.

Hal audit utama

Hal audit utama adalah hal-hal yang, menurut pertimbangan profesional kami, merupakan hal yang paling signifikan dalam audit kami atas laporan keuangan konsolidasian periode kini. Hal-hal tersebut disampaikan dalam konteks audit kami atas laporan keuangan konsolidasian secara keseluruhan, dan dalam merumuskan opini kami atas laporan keuangan konsolidasian terkait, kami tidak menyatakan suatu opini terpisah atas hal audit utama tersebut.

Independent Auditors' Report (continued)

Report No : 00475/2.1133/AU.1/07/0354-3/1/III/2025 (continued)

Basis for opinion

We conducted our audit in accordance with Standards on Auditing established by the Indonesian Institute of Certified Public Accountants. Our responsibilities under those standards are further described in the "Auditors' responsibilities for the audit of the consolidated financial statements" paragraph of our report. We are independent of the Group in accordance with the ethical requirements that are relevant to our audit of the consolidated financial statements in Indonesia, and we have fulfilled our other ethical responsibilities in accordance with these requirements. We believe that the audit evidence we have obtained is sufficient and appropriate to provide a basis for our opinion.

Key audit matters

Key audit matters are those matters that, in our professional judgment, were of most significance in our audit of the consolidated financial statements of the current period. These matters were addressed in the context of our audit of the consolidated financial statements as a whole, and in forming our opinion thereon, and we do not provide a separate opinion on these matters.

Laporan Auditor Independen (lanjutan)

Laporan No : 00475/2.1133/AU.1/07/0354-3/1/III/2025 (lanjutan)

Hal audit utama (lanjutan)

Hal audit utama yang dapat teridentifikasi dalam audit kami diuraikan sebagai berikut.

Cadangan kerugian penurunan nilai atas kredit yang diberikan dan piutang/pembiayaan syariah

Seperti yang dijelaskan dalam Catatan 2o (informasi kebijakan akuntansi material – identifikasi dan pengukuran kerugian penurunan nilai) dan Catatan 12 (kredit yang diberikan dan piutang/pembiayaan syariah) atas laporan keuangan konsolidasian, pada tanggal 31 Desember 2024, cadangan kerugian penurunan nilai atas kredit yang diberikan dan piutang/pembiayaan syariah Grup adalah sebesar Rp2.113.224 juta.

Berdasarkan Standar Akuntansi Keuangan di Indonesia, cadangan kerugian penurunan nilai atas kredit yang diberikan ditentukan berdasarkan kerangka kerugian kredit ekspektasian (KKE) yang memperhitungkan informasi bersifat perkiraan masa depan untuk mencerminkan perkiraan kondisi ekonomi masa depan. Untuk pembiayaan/piutang syariah, cadangan kerugian penurunan nilai ditetapkan dengan mempertimbangkan ketentuan peraturan syariah yang berlaku. Cadangan kerugian penurunan nilai piutang *murabahah* ditentukan oleh Grup berdasakan PSAK 402 "Akuntansi *Murabahah*" dengan kerangkan *incurred loss*.

Independent Auditors' Report (continued)

Report No : 00475/2.1133/AU.1/07/0354-3/1/III/2025 (continued)

Key audit matters (continued)

The key audit matter identified in our audit is outlined as follows.

Allowance for impairment losses of loans and sharia receivables/financing

As described in Note 2o (information of material accounting policies – identification and measurement of impairment losses) and Note 12 (loans and sharia receivables/financing) to the consolidated financial statements, as ot December 31, 2024, the allowance for impairment losses for loans and sharia receivables/financing of the Group was Rp2,113,224 million.

Based on Indonesian Financial Accounting Standards, the allowance for impairment losses of loans is determined based on the expected credit loss (ECL) framework which consider forward-looking information to reflect estimated future economic conditions. For sharia receivables/financing, allowance for impairment losses was determined by considering the provisions of applicable sharia business regulations. The allowance for impairment losses of murabahah receivables was determined by the Group based on PSAK 402 "Accounting of Murabahah" using incurred loss framework.

Laporan Auditor Independen (lanjutan)

Laporan No : 00475/2.1133/AU.1/07/0354-3/1/III/2025 (lanjutan)

Hal audit utama (lanjutan)

Untuk selain *murabahah*, Grup membentuk cadangan kerugian penurunan nilai berdasarkan estimasi kerugian aset produktif yang tidak dapat ditagih sebagaimana diatur dalam PSAK yang berlaku dan kebijakan akuntansi Grup.

Kami fokus pada area ini karena besarnya nilai tercatat atas kredit yang diberikan dan piutang/pembiayaan syariah, yang mewakili 63,78% dari total aset Grup, dan besarnya nilai cadangan kerugian penurunan nilai yang dibentuk nilainya signifikan terhadap laporan keuangan konsolidasian Grup. Lebih lanjut, dalam menentukan cadangan kerugian penurunan nilai, Grup menggunakan model yang menggunakan sejumlah parameter, mengandalkan input data internal dan eksternal, melibatkan pertimbangan-pertimbangan manajemen yang subyektif dan asumsi-asumsi dengan tingkat ketidakpastian yang tinggi.

Independent Auditors' Report (continued)

Report No : 00475/2.1133/AU.1/07/0354-3/1/III/2025 (continued)

Key audit matters (continued)

For other than murabahah receivables, the Group provides the allowance for impairment losses based on the estimated losses from the uncollectible amount of earning assets as stipulated in the applicable PSAK and the Group's accounting policies.

We focused on this area due to the size of the carrying value of loans and sharia receivables/financing, which represented 63.78% of total assets of the Group, and the respective allowance for impairment losses provided, which are significant to the Group's consolidated financial statements. Furthermore, to determine the allowance for impairment losses, the Group utilizes models that used a number of parameters, relied on internal and external data inputs, involved subjective management judgements and assumptions subject to high degree of estimation uncertainty.

Laporan Auditor Independen (lanjutan)

Laporan No : 00475/2.1133/AU.1/07/0354-3/1/III/2025 (lanjutan)

Hal audit utama (lanjutan)

Grup menghitung KKE untuk kredit yang diberikan yang tidak memburuk dan kredit yang diberikan yang memburuk. Untuk kredit yang diberikan tidak memburuk dan kredit yang diberikan yang memburuk, yang secara individual tidak dianggap signifikan, Grup menghitung KKE secara kolektif menggunakan parameter risiko yang menggunakan model parameter risiko yang menggunakan beberapa parameter utama, antara lain, *probability of default, loss given default, exposure at default* dan tingkat diskonto, setelah memperhitungkan faktor masa depan dan data eksternal lainnya.

Untuk kredit yang memburuk, yang secara individual dianggap signifikan, Grup menghitung KKE secara individual dengan mengestimasi arus kas ekspektasian dari kredit yang diberikan. Grup menggunakan pendekatan yang konsisten dalam menghitung KKE untuk aset keuangan lainnya yang diukur pada biaya perolehan diamortisasi.

Pertimbangan-pertimbangan siginifikan yang digunakan dalam menentukan KKE meliputi:

- Mengembangkan model penilaian kolektif yang tepat untuk menghitung KKE. Model yang dikembangkan secara inheren kompleks dan melibatkan pertimbangan manajemen dalam menyusun model tersebut;

Independent Auditors' Report (continued)

Report No : 00475/2.1133/AU.1/07/0354-3/1/III/2025 (continued)

Key audit matters (continued)

The Group calculates ECL for both non-credit-impaired and credit-impaired loans. For non-credit-impaired loans and or credit-impaired loans which ae not considered individually significant, the Group assesses collective ECL using the risk parameter modeling approach that incorporates key parameters, including probability of default, loss given default, exposure at default and discount rate, after considering forward looking factors and other external information.

For credit-impaired loans, which are considered individually significant, the Group assesses individual ECL by estimating the expected cash flows obtained from the loans. The Group uses a consistent approach in calculating ECL for other financial assets measured at amortized cost.

The significant judgements involved in determining the ECL include the following:

- *Developing appropriate collective assessment models used to calculate ECL. The models are inherently complex, and management's judgement is applied in determining the models;*

Laporan Auditor Independen (lanjutan)

Laporan No : 00475/2.1133/AU.1/07/0354-3/1/III/2025 (lanjutan)

Hal audit utama (lanjutan)

- Mengidentifikasi kredit yang diberikan yang diukur pada biaya perolehan diamortisasi yang telah mengalami peningkatan risiko kredit secara signifikan; dan
- Asumsi-asumsi yang digunakan dalam model KKE seperti proyeksi arus kas masa depan yang diharapkan, perkiraan faktor ekonomi makro masa depan, beberapa skenario probabilitas tertimbang dan penyesuaian *overlay* KKE yang dibuat.

Bagaimana audit kami merespons Hal Audit Utama

Kami melakukan prosedur-prosedur audit berikut untuk merespons hal audit utama ini:

- Kami memahami dan menguji pengendalian yang relevan atas identifikasi aset keuangan yang mengalami peningkatan risiko kredit secara signifikan atau bukti obyektif penurunan nilai, melalui pengujian atas pengendalian penetapan *rating* internal dan melakukan pemeriksaan secara sampling atas dokumen perjanjian. Kami memeriksa sampel atas aset keuangan yang diidentifikasi oleh Grup memiliki kualitas kredit yang lebih rendah dan direstrukturisasi, dan membuat penilaian independen kami terhadap peningkatan risiko kredit secara signifikan atau terdapat bukti obyektif penurunan nilai.

Independent Auditors' Report (continued)

Report No : 00475/2.1133/AU.1/07/0354-3/1/III/2025 (continued)

Key audit matters (continued)

- *Identification of loans measured at amortized cost that have experienced a significant increase in credit risk; and*
- *Assumptions used in the ECL models such as expected future cash flows, forward-looking macroeconomic factors, probability weighted multiple scenarios and ECL overlay adjustments made.*

How our audit addressed the Key Audit Matters

We have performed the following audit procedures to address this key audit matter:

- *We understood and tested the relevant controls over the identification of financial assets that have experienced a significant increase in credit risk or objective evidence of impairment by performing control testing over internal rating process and examining the credit files on sampling basis. We examined samples of financial assets identified by the Group as having lower credit quality and restructured, and formed our own independent judgement as to whether there was a significant increase in credit risk or any objective evidence of impairment.*

Laporan Auditor Independen (lanjutan)

Laporan No : 00475/2.1133/AU.1/07/0354-3/1/III/2025 (lanjutan)

Hal audit utama (lanjutan)

- Ketika bukti obyektif penurunan nilai diidentifikasi oleh Grup dan kerugian penurunan nilai dihitung secara individual, kami menilai kecukupan penyisihan penurunan nilai dengan memeriksa baik jumlah dan waktu arus kas masa depan yang digunakan oleh Grup dalam perhitungan kerugian penurunan nilai, menguji rata-rata probabilitas tertimbang yang digunakan dalam menyusun arus kas, termasuk membandingkan rencana waktu pembayaran dan penggunakan faktor diskonto dengan perjanjian kredit.

- Kami menilai dan menguji metodologi dan asumsi pemodelan signifikan yang digunakan dalam model KKE, termasuk penentuan *probability of default, loss given default* dan *exposure at default*, yang diterapkan terhadap pesyaratan PSAK 109, yang melibatkan (i) evaluasi model dan metodologi yang digunakan dalam perhitungan kuantitatif; (ii) evaluasi kewajaran prakiraan ekonomi makro Indonesia dengan membandingkan prakiraan dengan informasi yang tersedia untuk umum; dan (iii) menguji kelengkapan dan keakuratan data yang digunakan dalam estimasi untuk memastikan *input* data yang digunakan dalam perhitungan KKE adalah sesuai dengan data aktual yang tersedia di Grup.

Independent Auditors' Report (continued)

Report No : 00475/2.1133/AU.1/07/0354-3/1/III/2025 (continued)

Key audit matters (continued)

- *Where objective evidence of impairment was identified by the Group and impairment loss was individually calculated, we assessed the adequacy of impairment allowance by examining both the quantum and timing of future cash flows used by the Group in the impairment loss calculation, challenging the probability-weighted outcome used in preparing the cash flows, including comparing the schedule of repayment and the discount factor used to the loan agreement.*

- *We assessed and tested the methodologies and significant modeling assumptions inherent within the ECL models, which include determination of probability of default, loss given default and exposure at default, which applied against the requirements of PSAK 109, which involved (i) evaluating the models and methodologies used in quantitative calculations; (ii) evaluating the forecasts of Indonesia macroeconomics by comparing forecasts with publicly available information; and (iii) testing the completeness and accuracy of data used in the estimate in ensuring the data input used in the ECL calculation is consistent with the actual data available within the Group.*

Laporan Auditor Independen (lanjutan)

Laporan No : 00475/2.1133/AU.1/07/0354-3/1/III/2025 (lanjutan)

Hal audit utama (lanjutan)

- Kami menilai dan mempertimbangkan penentuan asumsi prakiraan masa depan.
- Kami memeriksa keakuratan data dan perhitungan jumlah KKE, dengan melakukan perhitungan ulang atas keseluruhan portofolio yang penurunan nilainya dinilai secara kolektif.

Informasi lain

Manajemen bertanggung jawab atas informasi lain. Informasi lain terdiri dari informasi yang tercantum dalam laporan tahunan, tetapi tidak termasuk laporan keuangan konsolidasian dan laporan auditor kami. Laporan tahunan diharapkan akan tersedia bagi kami setelah tanggal laporan auditor ini.

Opini kami atas laporan keuangan konsolidasian tidak mencakup informasi lain, dan oleh karena itu, kami tidak menyatakan bentuk keyakinan apapun atas informasi lain tersebut.

Sehubungan dengan audit kami atas laporan keuangan konsolidasian, tanggung jawab kami adalah untuk membaca informasi lain yang teridentifikasi di atas, jika tersedia dan, dalam melaksanakannya, mempertimbangkan apakah informasi lain mengandung ketidakkonsistensian material dengan laporan keuangan konsolidasian atau pemahaman yang kami peroleh selama audit, atau mengandung kesalahan penyajian material.

Independent Auditors' Report (continued)

Report No : 00475/2.1133/AU.1/07/0354-3/1/III/2025 (continued)

Key audit matters (continued)

- *We assessed and considered the determination of forward-looking forecasts assumptions.*
- *We checked the accuracy of data and calculation of the ECL amount, by recalculating the collective impairment assessment for the portfolio.*

Other information

Management is responsible for the other information. The other information comprises the information included in the annual report, but does not include the consolidated financial statements and our auditors' report thereon. The annual report is expected to be made available to us after the date of this auditors' report.

Our opinion on the consolidated financial statements does not cover the other information and we will not express any form of assurance conclusion thereon.

In connection with our audit of the consolidated financial statements, our responsibility is to read the other information identified above when it becomes available and, in doing so, consider whether the other information is materially inconsistent with the consolidated financial statements or our knowledge obtained in the audit, or otherwise appears to be materially misstated.

Laporan Auditor Independen (lanjutan)

Laporan No : 00475/2.1133/AU.1/07/0354-3/1/III/2025 (lanjutan)

Informasi lain (lanjutan)

Ketika kami membaca laporan tahunan, jika kami menyimpulkan bahwa terdapat suatu kesalahan penyajian material di dalamnya, kami diharuskan untuk mengomunikasikan hal tersebut kepada pihak yang bertanggung jawab atas tata kelola dan mengambil tindakan tepat berdasarkan Standar Audit yang ditetapkan oleh Institut Akuntan Publik Indonesia.

Tanggung jawab manajemen dan pihak yang bertanggung jawab atas tata kelola terhadap laporan keuangan konsolidasian

Manajemen bertanggung jawab atas penyusunan dan penyajian wajar laporan keuangan konsolidasian tersebut sesuai dengan Standar Akuntansi Keuangan di Indonesia, dan atas pengendalian internal yang dianggap perlu oleh manajemen untuk memungkinkan penyusunan laporan keuangan konsolidasian yang bebas dari kesalahan penyajian material, baik yang disebabkan oleh kecurangan maupun kesalahan.

Independent Auditors' Report (continued)

Report No : 00475/2.1133/AU.1/07/0354-3/1/III/2025 (continued)

Other information (continued)

When we read the annual report, if we conclude that there is a material misstatement therein, we are required to communicate the matter to those charged with governance and take appropriate actions in accordance with Standards on Auditing established by the Indonesian Institute of Certified Public Accountants.

Responsibilities of management and those charged with governance for the consolidated financial statements

Management is responsible for the preparation and fair presentation of the consolidated financial statements in accordance with Indonesian Financial Accounting Standards, and for such internal control as management determines is necessary to enable the preparation of consolidated financial statements that are free from material misstatement, whether due to fraud or error.

Laporan Auditor Independen (lanjutan)

Laporan No : 00475/2.1133/AU.1/07/0354-3/1/III/2025 (lanjutan)

Tanggung jawab manajemen dan pihak yang bertanggung jawab atas tata kelola terhadap laporan keuangan konsolidasian (lanjutan)

Dalam penyusunan laporan keuangan konsolidasian, manajemen bertanggung jawab untuk menilai kemampuan Grup dalam mempertahankan kelangsungan usahanya, mengungkapkan, sesuai dengan kondisinya, hal-hal yang berkaitan dengan kelangsungan usaha, dan menggunakan basis akuntansi kelangsungan usaha, kecuali manajemen memiliki intensi untuk melikuidasi Grup atau menghentikan operasi, atau tidak memiliki alternatif yang realistis selain melaksanakannya.

Pihak yang bertanggung jawab atas tata kelola bertanggung jawab untuk mengawasi proses pelaporan keuangan Grup.

Independent Auditors' Report (continued)

Report No : 00475/2.1133/AU.1/07/0354-3/1/III/2025 (continued)

Responsibilities of management and those charged with governance for the consolidated financial statements (continued)

In preparing the consolidated financial statements, management is responsible for assessing the Group's ability to continue as a going concern, disclosing, as applicable, matters related to going concern and using the going concern basis of accounting unless management either intends to liquidate the Group or to cease operations, or has no realistic alternative but to do so.

Those charged with governance are responsible for overseeing the Group's financial reporting process.

Laporan Auditor Independen (lanjutan)

Laporan No : 00475/2.1133/AU.1/07/0354-3/1/III/2025 (lanjutan)

Tanggung jawab auditor terhadap audit atas laporan keuangan konsolidasian

Tujuan kami adalah untuk memperoleh keyakinan memadai tentang apakah laporan keuangan konsolidasian secara keseluruhan bebas dari kesalahan penyajian material, baik yang disebabkan oleh kecurangan maupun kesalahan, dan untuk menerbitkan laporan auditor yang mencakup opini kami. Keyakinan memadai merupakan suatu tingkat keyakinan tinggi, namun bukan merupakan suatu jaminan bahwa audit yang dilaksanakan berdasarkan Standar Audit akan selalu mendeteksi kesalahan penyajian material ketika hal tersebut ada. Kesalahan penyajian dapat disebabkan oleh kecurangan maupun kesalahan dan dianggap material jika, baik secara individual maupun secara agregat, dapat diekspektasikan secara wajar akan memengaruhi keputusan ekonomi yang diambil oleh pengguna berdasarkan laporan keuangan konsolidasian tersebut.

Sebagai bagian dari suatu audit berdasarkan Standar Audit, kami menerapkan pertimbangan profesional dan mempertahankan skeptisisme profesional selama audit. Kami juga:

Independent Auditors' Report (continued)

Report No : 00475/2.1133/AU.1/07/0354-3/1/III/2025 (continued)

Auditors' responsibilities for the audit of the consolidated financial statements

Our objectives are to obtain reasonable assurance about whether the consolidated financial statements as a whole are free from material misstatement, whether due to fraud or error, and to issue an auditors' report that includes our opinion. Reasonable assurance is a high level of assurance, but is not a guarantee that an audit conducted in accordance with Standards on Auditing will always detect a material misstatement when it exists. Misstatements can arise from fraud or error and are considered material if, individually or in the aggregate, they could reasonably be expected to influence the economic decisions of users taken on the basis of these consolidated financial statements.

As part of an audit in accordance with Standards on Auditing, we exercise professional judgment and maintain professional skepticism throughout the audit. We also:

Laporan Auditor Independen (lanjutan)

Laporan No : 00475/2.1133/AU.1/07/0354-3/1/III/2025 (lanjutan)

Tanggung jawab auditor terhadap audit atas laporan keuangan konsolidasian (lanjutan)

- Mengidentifikasi dan menilai risiko kesalahan penyajian material dalam laporan keuangan konsolidasian, baik yang disebabkan oleh kecurangan maupun kesalahan, mendesain dan melaksanakan prosedur audit yang responsif terhadap risiko tersebut, serta memperoleh bukti audit yang cukup dan tepat untuk menyediakan basis bagi opini kami. Risiko tidak terdeteksinya kesalahan penyajian material yang disebabkan oleh kecurangan lebih tinggi dari yang disebabkan oleh kesalahan, karena kecurangan dapat melibatkan kolusi, pemalsuan, penghilangan secara sengaja, pernyataan salah, atau pengabaian pengendalian internal.

- Memperoleh suatu pemahaman tentang pengendalian internal yang relevan dengan audit untuk mendesain prosedur audit yang tepat sesuai dengan kondisinya, tetapi bukan untuk tujuan menyatakan opini atas keefektivitasan pengendalian internal Grup.

- Mengevaluasi ketepatan kebijakan akuntansi yang digunakan serta kewajaran estimasi akuntansi dan pengungkapan terkait yang dibuat oleh manajemen.

Independent Auditors' Report (continued)

Report No : 00475/2.1133/AU.1/07/0354-3/1/III/2025 (continued)

Auditors' responsibilities for the audit of the consolidated financial statements (continued)

- *Identify and assess the risks of material misstatement of the consolidated financial statements, whether due to fraud or error, design and perform audit procedures responsive to those risks, and obtain audit evidence that is sufficient and appropriate to provide a basis for our opinion. The risk of not detecting a material misstatement resulting from fraud is higher than for one resulting from error, as fraud may involve collusion, forgery, intentional omissions, misrepresentations, or the override of internal control.*

- *Obtain an understanding of internal control relevant to the audit in order to design audit procedures that are appropriate in the circumstances, but not for the purpose of expressing an opinion on the effectiveness of the Group's internal control.*

- *Evaluate the appropriateness of accounting policies used and the reasonableness of accounting estimates and related disclosures made by management.*

Laporan Auditor Independen (lanjutan)

Laporan No : 00475/2.1133/AU.1/07/0354-3/1/III/2025 (lanjutan)

Tanggung jawab auditor terhadap audit atas laporan keuangan konsolidasian (lanjutan)

- Menyimpulkan ketepatan penggunaan basis akuntansi kelangsungan usaha oleh manajemen dan, berdasarkan bukti audit yang diperoleh, apakah terdapat suatu ketidakpastian material yang terkait dengan peristiwa atau kondisi yang dapat menyebabkan keraguan signifikan atas kemampuan Grup untuk mempertahankan kelangsungan usahanya. Ketika kami menyimpulkan bahwa terdapat suatu ketidakpastian material, kami diharuskan untuk menarik perhatian dalam laporan auditor kami ke pengungkapan terkait dalam laporan keuangan konsolidasian atau, jika pengungkapan tersebut tidak memadai, harus menentukan apakah perlu untuk memodifikasi opini kami. Kesimpulan kami didasarkan pada bukti audit yang diperoleh hingga tanggal laporan auditor kami. Namun, peristiwa atau kondisi masa depan dapat menyebabkan Grup tidak dapat mempertahankan kelangsungan usaha.

- Mengevaluasi penyajian, struktur dan isi laporan keuangan konsolidasian secara keseluruhan, termasuk pengungkapannya, dan apakah laporan keuangan konsolidasian mencerminkan transaksi dan peristiwa yang mendasarinya dengan suatu cara yang mencapai penyajian wajar.

Independent Auditors' Report (continued)

Report No : 00475/2.1133/AU.1/07/0354-3/1/III/2025 (continued)

Auditors' responsibilities for the audit of the consolidated financial statements (continued)

- *Conclude on the appropriateness of management's use of the going concern basis of accounting and, based on the audit evidence obtained, whether a material uncertainty exists related to events or conditions that may cast significant doubt on the Group's ability to continue as a going concern. If we conclude that a material uncertainty exists, we are required to draw attention in our auditors' report to the related disclosures in the consolidated financial statements or, if such disclosures are inadequate, to modify our opinion. Our conclusions are based on the audit evidence obtained up to the date of our auditors' report. However, future events or conditions may cause the Group continue as a going concern.*

- *Evaluate the overall presentation, structure and content of the consolidated financial statements, including the disclosures, and whether the consolidated financial statements represent the underlying transactions and events in a manner that achieves fair presentation.*

Laporan Auditor Independen (lanjutan)

Laporan No : 00475/2.1133/AU.1/07/0354-3/1/III/2025 (lanjutan)

Tanggung jawab auditor terhadap audit atas laporan keuangan konsolidasian (lanjutan)

Kami mengomunikasikan kepada pihak yang bertanggung jawab atas tata kelola mengenai, antara lain, ruang lingkup dan saat yang direncanakan atas audit, serta temuan audit signifikan, termasuk setiap defisiensi signifikan dalam pengendalian internal yang teridentifikasi oleh kami selama audit.

Kami juga memberikan suatu pernyataan kepada pihak yang bertanggung jawab atas tata kelola bahwa kami telah mematuhi ketentuan etika yang relevan mengenai independensi, dan mengomunikasikan seluruh hubungan, serta hal-hal lain yang dianggap secara wajar berpengaruh terhadap independensi kami, dan, jika relevan, pengamanan terkait.

Independent Auditors' Report (continued)

Report No : 00475/2.1133/AU.1/07/0354-3/1/III/2025 (continued)

Auditors' responsibilities for the audit of the consolidated financial statements (continued)

We communicate with those charged with governance regarding, among other matters, the planned scope and timing of the audit and significant audit findings, including any significant deficiencies in internal control that we identify during our audit.

We also provide those charged with governance with a statement that we have complied with relevant ethical requirements regarding independence, and to communicate with them all relationships and other matters that may reasonably be thought to bear on our independence, and where applicable, related safeguards.

Laporan Auditor Independen (lanjutan)

Laporan No : 00475/2.1133/AU.1/07/0354-3/1/III/2025 (lanjutan)

Tanggung jawab auditor terhadap audit atas laporan keuangan konsolidasian (lanjutan)

Dari hal-hal yang dikomunikasikan kepada pihak yang bertanggung jawab atas tata kelola, kami menentukan hal-hal tersebut yang paling signifikan dalam audit atas laporan keuangan konsolidasian periode kini dan oleh karenanya menjadi hal audit utama. Kami menguraikan hal audit utama dalam laporan auditor kami, kecuali peraturan perundang-undangan melarang pengungkapan publik tentang hal tersebut atau ketika, dalam kondisi yang sangat jarang terjadi, kami menentukan bahwa suatu hal tidak boleh dikomunikasikan dalam laporan kami karena konsekuensi merugikan dari mengomunikasikan hal tersebut akan diekspektasikan secara wajar melebihi manfaat kepentingan publik atas komunikasi tersebut.

Independent Auditors' Report (continued)

Report No : 00475/2.1133/AU.1/07/0354-3/1/III/2025 (continued)

Auditors' responsibilities for the audit of the consolidated financial statements (continued)

From the matters communicated with those charged with governance, we determine those matters that were of most significance in the audit of the consolidated financial statements of the current period and are therefore the key audit matters. We describe these matters in our auditors' report unless law or regulation precludes public disclosure about the matter or when, in extremely rare circumstances, we determine that a matter should not be communicated in our report because the adverse consequences of doing so would reasonably be expected to outweigh the public interest benefits of such communication.

Paul Hadiwinata, Hidajat, Arsono, Retno, Palilingan & Rekan

00475

Ary Daniel Hartanto, S.E., Ak., M.Ak., CA, CPA, SAS
Registrasi Akuntan Publik / *Public Accountant Registration* No.AP.0354
20 Maret 2025 / *Maret 20, 2025*

PT BANK PEMBANGUNAN DAERAH JAWA TIMUR Tbk DAN ENTITAS ANAK
LAPORAN POSISI KEUANGAN KONSOLIDASIAN
31 Desember 2024 dan 2023
(Disajikan dalam jutaan Rupiah, kecuali dinyatakan lain)

PT BANK PEMBANGUNAN DAERAH JAWA TIMUR Tbk AND SUBSIDIARY
CONSOLIDATED STATEMENTS OF FINANCIAL POSITION
December 31, 2024 and 2023
(Expressed in millions of Rupiah, unless otherwise stated)

	Catatan/ *Notes*	31 Desember/ *December 31,* 2024	31 Desember/ *December 31,* 2023	1 Januari/ *January 1,* 2023 *)	
ASET					***ASSETS***
Kas	3	2.867.479	2.652.775	1.988.262	*Cash*
Giro pada Bank Indonesia	4	5.584.147	7.971.412	10.786.740	*Current accounts with Bank Indonesia*
Giro pada bank lain	5	505.084	491.330	303.129	*Current account with other banks*
Cadangan kerugian penurunan nilai		(277)	(1.077)	(441)	*Allowance for impairment losses*
		504.807	490.253	302.688	
Penempatan pada Bank Indonesia dan bank lain	6	1.633.470	5.234.721	6.916.329	*Placements with Bank Indonesia and other Banks*
Cadangan kerugian penurunan nilai		(1.278)	(5.026)	(3.154)	*Allowance for impairment losses*
		1.632.192	5.229.695	6.913.175	
Tagihan *spot* dan derivatif	7	1.144	-	361	*Receivables of spot and derivative*
Surat berharga	8	20.367.544	16.323.831	23.217.671	*Marketable securities*
Cadangan kerugian penurunan nilai		(3.052)	(511)	(400)	*Allowance for impairment losses*
		20.364.492	16.323.320	23.217.271	
Surat berharga yang dijual dengan janji dibeli kembali	9	9.149.544	8.303.663	4.095.066	*Marketable securities sold under repurchased agreement*
Tagihan dari surat berharga yang dibeli dengan janji dijual kembali	10	617.860	6.247.318	7.822.847	*Receivable from marketable securities purchased under resale agreement*
Tagihan lainnya	11	333.339	275.049	384.591	*Other receivables*
Cadangan kerugian penurunan nilai		(79.003)	(58.656)	(43.412)	*Allowance for impairment losses*
		254.336	216.393	341.179	
Kredit yang diberikan dan piutang/pembiayaan syariah	12				*Loans and sharia receivables/financing*
- Pihak berelasi		112.444	184.817	134.871	*Related parties -*
- Pihak ketiga		75.240.296	54.576.086	46.061.786	*Third parties -*
Jumlah		75.352.740	54.760.903	46.196.657	*Total*
Cadangan kerugian penurunan nilai		(2.113.224)	(1.364.905)	(1.318.612)	*Allowance for impairment losses*
		73.239.516	53.395.998	44.878.045	
Pendapatan bunga yang masih akan diterima	13	790.520	685.734	646.125	*Accrued interest income*
Biaya dibayar dimuka	14	206.572	207.452	166.661	*Prepaid expenses*
Penyertaan saham	15	2.568	-	-	*Investment in shares*
Aset tetap dan aset hak guna	16				*Fixed assets and right-of-use assets*
Biaya perolehan		2.980.176	2.110.487	2.006.123	*Cost*
Akumulasi penyusutan		(1.054.455)	(856.218)	(746.465)	*Accumulated depreciation*
		1.925.721	1.254.269	1.259.658	
Aset takberwujud	17	162.946	23.444	24.592	*Intangible assets*
Aset pajak tangguhan, neto	25	438.391	472.123	502.238	*Deferred tax assets, net*
Piutang pajak	25	67.274	777	493	*Tax receivables*
Aset lain-lain, neto	18	332.618	380.147	85.966	*Other assets, net*
JUMLAH ASET		**118.142.127**	**103.854.773**	**103.031.367**	***TOTAL ASSETS***

*) Reklasifikasi akun (Catatan 64)

*) *Reclassification of accounts (Note 64)*

Catatan atas laporan keuangan konsolidasian merupakan bagian yang tidak terpisahkan dari laporan keuangan konsolidasian secara keseluruhan

The accompanying notes to the consolidated financial statements form an integral part of these consolidated financial statements as a whole

PT BANK PEMBANGUNAN DAERAH JAWA TIMUR Tbk DAN ENTITAS ANAK
LAPORAN POSISI KEUANGAN KONSOLIDASIAN
31 Desember 2024 dan 2023
(Disajikan dalam jutaan Rupiah, kecuali dinyatakan lain)

PT BANK PEMBANGUNAN DAERAH JAWA TIMUR Tbk AND SUBSIDIARY
CONSOLIDATED STATEMENTS OF FINANCIAL POSITION
December 31, 2024 and 2023
(Expressed in millions of Rupiah, unless otherwise stated)

	Catatan/ *Notes*	31 Desember/ *December 31,* 2024	31 Desember/ *December 31,* 2023	1 Januari/ *January 1,* 2023 *)	
LIABILITAS, DANA SYIRKAH TEMPORER DAN EKUITAS					***LIABILITIES, TEMPORARY SYIRKAH FUNDS AND EQUITY***
LIABILITAS					***LIABILITIES***
Liabilitas segera	19	914.703	987.604	872.514	*Obligation due immediately*
Simpanan dari nasabah	20				*Deposits from customers*
- Pihak berelasi		12.268.842	12.644.538	15.295.405	*Related parties -*
- Pihak ketiga		62.787.996	63.205.317	64.630.285	*Third parties -*
		75.056.838	75.849.855	79.925.690	
Simpanan dari bank lain	21				*Deposits from other banks*
- Pihak berelasi		44.323	56.694	141.996	*Related parties -*
- Pihak ketiga		689.451	2.503.627	3.168.842	*Third parties -*
		733.774	2.560.321	3.310.838	
Liabilitas surat berharga yang dijual dengan janji dibeli kembali	22	8.780.366	7.915.163	3.891.346	*Liabilities of marketable securities sold under repurchase agreement*
Surat berharga yang diterbitkan	23	102.389	-	-	*Securities issued*
Pinjaman yang diterima	24	1.527.532	596.977	631.464	*Borrowings*
Utang pajak	25	85.316	143.245	90.783	*Taxes payable*
Beban yang masih harus dibayar	26	442.600	504.748	520.840	*Accrued expenses*
Liabilitas lain-lain	27	809.256	779.314	472.054	*Other liabilities*
JUMLAH LIABILITAS		**88.452.774**	**89.337.227**	**89.715.529**	***TOTAL LIABILITIES***
DANA SYIRKAH TEMPORER					***TEMPORARY SYIRKAH FUNDS***
Simpanan dari nasabah	28				*Deposits from customers*
- Pihak berelasi		1.193.291	3.764	2.302	*Related parties -*
- Pihak ketiga		13.765.482	2.343.291	1.839.390	*Third parties -*
		14.958.773	2.347.055	1.841.692	
Simpanan dari bank lain	28				*Deposits from other banks*
- Pihak ketiga		130.541	19.422	28.285	*Third parties -*
		130.541	19.422	28.285	
TOTAL DANA *SYIRKAH* TEMPORER		**15.089.314**	**2.366.477**	**1.869.977**	***TEMPORARY SYIRKAH FUNDS***
TOTAL LIABILITAS DAN DANA SYIRKAH TEMPORER		**103.542.088**	**91.703.704**	**91.585.506**	***TOTAL LIABILITIES AND TEMPORARY SYIRKAH FUNDS***

*) Reklasifikasi akun (Catatan 64)

*) *Reclassification of accounts (Note 64)*

PT BANK PEMBANGUNAN DAERAH JAWA TIMUR Tbk DAN ENTITAS ANAK
LAPORAN POSISI KEUANGAN KONSOLIDASIAN
31 Desember 2024 dan 2023
(Disajikan dalam jutaan Rupiah, kecuali dinyatakan lain)

PT BANK PEMBANGUNAN DAERAH JAWA TIMUR Tbk AND SUBSIDIARY
CONSOLIDATED STATEMENTS OF FINANCIAL POSITION
December 31, 2024 and 2023
(Expressed in millions of Rupiah, unless otherwise stated)

	Catatan/ *Notes*	31 Desember/ *December 31,* 2024	31 Desember/ *December 31,* 2023	1 Januari/ *January 1,* 2023 *)	
EKUITAS					***EQUITY***
Modal saham					*Share capital*
Seri A : nilai nominal Rp250 (Rupiah penuh) per saham					*Series A : Rp250 (full Rupiah) per value per share*
Seri B : nilai nominal Rp250 (Rupiah penuh) per saham					*Series B: Rp250 (full Rupiah) per value per share*
Modal dasar					*Authorized*
Seri A : 24.000.000.000 saham					*Series A : 24,000,000,000 shares*
Seri B : 12.000.000.000 saham					*Series B : 12,000,000,000 shares*
Modal ditempatkan dan disetor penuh					*Issued and fully paid*
Seri A : 11.934.147.982 saham					*Series A : 11,934,147,982 shares*
Seri B : 3.081.350.100 saham	30	3.753.875	3.753.875	3.753.875	*Series B : 3,081,350,100 shares*
Tambahan modal disetor	30	532.734	532.734	532.734	*Paid-in capital*
Surplus revaluasi aset tetap		788.317	788.049	789.998	*Revalution surplus of fixed assets*
Pengukuran kembali liabilitas imbalan kerja pasti - setelah pajak tangguhan	43	(135.364)	(117.777)	(100.912)	*Remeasurement of defined employee benefit liabilities - net of deferred tax*
Kerugian yang belum direalisasi atas aset keuangan yang diukur pada nilai wajar melalui penghasilan komprehensif lain - setelah pajak tangguhan		(150.141)	(63.958)	(115.048)	*Unrealized loss financial assets measured at fair value through other comprehensive income - net of deferred tax*
Saldo laba					*Retained earnings*
Cadangan umum		6.441.453	5.788.041	5.042.390	*General reserve*
Belum ditentukan penggunaannya		1.281.718	1.470.105	1.542.824	*Unappropriated*
Kepentingan non-pengendali atas aset bersih Entitas Anak yang dikonsolidasi	29	**2.087.447**	**-**	**-**	***Non-controlling interests in net assets of consolidated Subsidiary***
JUMLAH EKUITAS		**14.600.039**	**12.151.069**	**11.445.861**	***TOTAL EQUITY***
JUMLAH LIABILITAS, DANA SYIRKAH TEMPORER DAN EKUITAS		**118.142.127**	**103.854.773**	**103.031.367**	***TOTAL LIABILITIES, TEMPORARY SYIRKAH FUNDS AND EQUITY***

*) Reklasifikasi akun (Catatan 64)

*) *Reclassification of accounts (Note 64)*

PT BANK PEMBANGUNAN DAERAH JAWA TIMUR Tbk DAN ENTITAS ANAK
LAPORAN LABA RUGI DAN PENGHASILAN KOMPREHENSIF LAIN KONSOLIDASIAN
Untuk tahun berakhir pada tanggal-tanggal 31 Desember 2024 dan 2023
(Disajikan dalam jutaan Rupiah, kecuali dinyatakan lain)

PT BANK PEMBANGUNAN DAERAH JAWA TIMUR Tbk AND SUBSIDIARY
CONSOLIDATED STATEMENTS OF PROFIT OR LOSS AND OTHER COMPREHENSIVE INCOME
For the years ended December 31, 2024 and 2023
(Expressed in millions of Rupiah, unless otherwise stated)

	Catatan/ *Notes*	2024	2023	
PENDAPATAN DAN BEBAN OPERASIONAL				***OPERATING INCOME AND EXPENSES***
Pendapatan bunga	32	8.381.809	7.357.284	*Interest income*
Beban bunga	33	(2.656.211)	(2.316.184)	*Interest expense*
Pendapatan bunga bersih		**5.725.598**	**5.041.100**	***Net interest income***
Pendapatan operasional lainnya		**832.238**	**648.420**	***Other operating income***
Beban operasional lainnya				***Other operating expenses***
Tenaga kerja	36	(1.745.062)	(1.624.532)	*Personnel*
Umum dan administrasi	37	(1.499.676)	(1.315.015)	*General and administrative*
Penyisihan atas penurunan nilai aset keuangan	35	(1.287.595)	(694.136)	*Allowance for impairment losses on financial assets*
Beban lainnya	38	(368.502)	(200.796)	*Other expenses*
Jumlah beban operasional lainnya		**(4.900.835)**	**(3.834.479)**	*Total other operating expenses*
LABA OPERASIONAL		**1.657.001**	**1.855.041**	***INCOME FROM OPERATIONS***
PENDAPATAN (BEBAN) NON-OPERASIONAL				***NON-OPERATING INCOME (EXPENSES)***
Pendapatan non-operasional	39	71.242	57.041	*Non-operating income*
Beban non-operasional	40	(45.526)	(19.339)	*Non-operating expenses*
PENDAPATAN NON-OPERASIONAL - BERSIH		**25.716**	**37.702**	***NON-OPERATING INCOME - NET***
LABA SEBELUM PAJAK PENGHASILAN		**1.682.717**	**1.892.743**	***INCOME BEFORE INCOME TAX***
BEBAN PAJAK PENGHASILAN				***INCOME TAX EXPENSE***
Kini	25c	(298.802)	(399.474)	*Current*
Tangguhan	25g	(88.097)	(23.164)	*Deferred*
BEBAN PAJAK PENGHASILAN		(386.899)	(422.638)	***INCOME TAX EXPENSE***
LABA BERSIH		**1.295.818**	**1.470.105**	***NET INCOME***

PT BANK PEMBANGUNAN DAERAH JAWA TIMUR Tbk DAN ENTITAS ANAK
LAPORAN LABA RUGI DAN PENGHASILAN KOMPREHENSIF LAIN KONSOLIDASIAN
Untuk tahun berakhir pada tanggal-tanggal 31 Desember 2024 dan 2023
(Disajikan dalam jutaan Rupiah, kecuali dinyatakan lain)

PT BANK PEMBANGUNAN DAERAH JAWA TIMUR Tbk AND SUBSIDIARY
CONSOLIDATED STATEMENTS OF PROFIT OR LOSS AND OTHER COMPREHENSIVE INCOME
For the years ended December 31, 2024 and 2023
(Expressed in millions of Rupiah, unless otherwise stated)

	Catatan/ *Notes*	2024	2023	
PENGHASILAN KOMPREHENSIF LAIN				***OTHER COMPREHENSIVE INCOME***
Pos-pos yang akan direklasifikasi ke laba rugi:				***Items that will be reclassified subsequently to profit or loss:***
Keuntungan (kerugian) yang belum direalisasi atas aset keuangan yang diukur pada nilai wajar melalui penghasilan komprehensif lain		(107.359)	63.074	*Unrealized gain (loss) on financial assets measured at fair value through other comprehensive income*
Pajak penghasilan terkait		20.206	(11.984)	*Related income taxes*
		(87.153)	51.090	
Pos-pos yang tidak akan direklasifikasi ke laba rugi:				***Items that will not be reclassified subsequently to profit or loss:***
Defisit revaluasi aset tetap		(16.190)	(1.949)	*Revaluation deficit of fixed assets*
Pengukuran kembali liabilitas imbalan kerja		(20.469)	(21.898)	*Remeasurement of employee benefit liabilities*
Pajak penghasilan terkait		3.627	5.033	*Related income taxes*
		(33.032)	(18.814)	
Penghasilan komprehensif lain - setelah pajak		**(120.185)**	**32.276**	***Other comprehensive income - net of tax***
JUMLAH LABA KOMPREHENSIF		**1.175.633**	**1.502.381**	***TOTAL COMPREHENSIVE INCOME***
Laba tahun berjalan yang dapat diatribusikan kepada:				***Net income for the year attributable to:***
Pemilik entitas induk		1.281.718	1.470.105	*Equity holders of the parent entity*
Kepentingan non-pengendali		14.100	-	*Non-controlling interest*
		1.295.818	**1.470.105**	
Penghasilan komprehensif tahun berjalan yang dapat diatribusikan kepada:				***Comprehensive income for the year attributable to:***
Pemilik entitas induk		1.178.216	1.502.381	*Equity holders of the parent entity*
Kepentingan non-pengendali		(2.583)	-	*Non-controlling interest*
		1.175.633	**1.502.381**	
LABA PER SAHAM DASAR		**85,36**	**97,91**	***BASIC EARNINGS PER SHARE***

PT BANK PEMBANGUNAN DAERAH JAWA TIMUR Tbk AND SUBSIDIARY
CONSOLIDATED STATEMENTS OF CHANGES IN EQUITY
For the Years Ended 31 December 2024 and 2023
(Expressed in millions of Rupiah, unless otherwise stated)

PT BANK PEMBANGUNAN DAERAH JAWA TIMUR Tbk DAN ENTITAS ANAK
LAPORAN PERUBAHAN EKUITAS KONSOLIDASIAN
Untuk tahun yang berakhir pada tanggal-tanggal 31 Desember 2024 dan 2023
(Disajikan dalam Jutaan Rupiah, kecuali dinyatakan lain)

Catatan / Notes	Modal disetempatkan dan disetor penuh / Issued and fully paid capital	Tambahan modal disetor / Additional paid-in capital	Selisih penilaian kembali aset tetap / Revaluation surplus of fixed assets	Keuntungan (kerugian) yang belum direalisasi atas efek-efek pada nilai wajar melalui penghasilan komprehensif lain / Unrealised gain (loss) on marketable securities at FVOCI	Pajak penghasilan terkait dengan komponen penghasilan komprehensif lain / Income tax related to components of other comprehensive income	Bagian efektif lindung nilai arus kas / Effective portion of cash flow hedge	Pengukuran kembali program imbalan pasti - bersih pajak / Remeasurement of defined benefit plans - net of tax	Selisih penjabaran laporan keuangan / Exchange differences on translation of financial statements	Bagian efektif lindung nilai investasi neto / Effective portion of net investment hedge	Keuntungan (kerugian) aktuarial program imbalan pasti / Actuarial gain (loss) of defined benefit program	Saldo laba / Retained earnings	Jumlah ekuitas / Total equity
Balance as of 1 January 2023	**3,125,000**	**425,000**	**1,745,000**	**(1,000)**	**(1,000)**	**(1,000)**	**(1,000)**	**(1,000)**	**(1,000)**	**(1,000)**	**4,292,000**	**9,783,000**
Dividends paid	-	-	-	-	-	-	-	-	-	-	(1,000)	(1,000)
Net profit for the year	-	-	-	-	-	-	-	-	-	-	1,200,000	1,200,000
Other comprehensive income	-	-	-	-	-	-	-	-	-	-	-	-
Total comprehensive income	-	-	-	-	-	-	-	-	-	-	1,200,000	1,200,000
Appropriation for general reserve	-	-	-	-	-	-	-	-	-	-	-	-
Distribution of cash dividends	-	-	-	-	-	-	-	-	-	-	(300,000)	(300,000)
Appropriation for legal reserve	-	-	-	-	-	-	-	-	-	-	-	-
Balance as of 31 December 2023	**3,125,000**	**425,000**	**1,745,000**	**(1,000)**	**(1,000)**	**(1,000)**	**(1,000)**	**(1,000)**	**(1,000)**	**(1,000)**	**5,192,000**	**10,683,000**
Dividends paid	-	-	-	-	-	-	-	-	-	-	(1,000)	(1,000)
Net profit for the year	-	-	-	-	-	-	-	-	-	-	1,500,000	1,500,000
Other comprehensive income	-	-	-	-	-	-	-	-	-	-	-	-
Total comprehensive income	-	-	-	-	-	-	-	-	-	-	1,500,000	1,500,000
Distribution of cash dividends	-	-	-	-	-	-	-	-	-	-	(300,000)	(300,000)
Appropriation for legal reserve	-	-	-	-	-	-	-	-	-	-	-	-
Balance as of 31 December 2024	**3,125,000**	**425,000**	**1,745,000**	**(1,000)**	**(1,000)**	**(1,000)**	**(1,000)**	**(1,000)**	**(1,000)**	**(1,000)**	**6,392,000**	**11,883,000**

Notes	Modal disetor penuh / Issued and fully paid capital	Tambahan modal disetor / Additional paid-in capital	Selisih penilaian kembali aset tetap / Revaluation surplus of fixed assets	Keuntungan (kerugian) yang belum direalisasi atas efek-efek pada nilai wajar melalui penghasilan komprehensif lain / Unrealised gain (loss) on marketable securities at FVOCI	Pajak penghasilan terkait dengan komponen penghasilan komprehensif lain / Income tax related to components of other comprehensive income	Bagian efektif lindung nilai arus kas / Effective portion of cash flow hedge	Pengukuran kembali program imbalan pasti - bersih pajak / Remeasurement of defined benefit plans - net of tax	Selisih penjabaran laporan keuangan / Exchange differences on translation of financial statements	Bagian efektif lindung nilai investasi neto / Effective portion of net investment hedge	Keuntungan (kerugian) aktuarial program imbalan pasti / Actuarial gain (loss) of defined benefit program	Saldo laba / Retained earnings	Jumlah ekuitas / Total equity
Saldo 31 Desember 2024	**3,125,000**	**425,000**	**1,745,000**	**(1,000)**	**(1,000)**	**(1,000)**	**(1,000)**	**(1,000)**	**(1,000)**	**(1,000)**	**6,392,000**	**11,883,000**
Kepentingan non-pengendali												
Saldo dividen non-pengendali yang belum dibayar												
Jumlah laba komprehensif tahun berjalan												
Pembagian dividen tunai	30f	-	-	-	-	-	-	-	-	-	-	-
Pembentukan cadangan umum	30f	-	-	-	-	-	-	-	-	-	-	-
Dana tanggung jawab sosial												
Saldo 31 Desember 2025												

Catatan atas laporan keuangan konsolidasian merupakan bagian yang tidak terpisahkan dari laporan keuangan konsolidasian secara keseluruhan

The accompanying notes to the consolidated financial statements form an integral part of these consolidated financial statements as a whole

PT BANK PEMBANGUNAN DAERAH JAWA TIMUR Tbk DAN ENTITAS ANAK
LAPORAN ARUS KAS KONSOLIDASIAN
Untuk tahun berakhir pada tanggal-tanggal 31 Desember 2024 dan 2023
(Disajikan dalam jutaan Rupiah, kecuali dinyatakan lain)

PT BANK PEMBANGUNAN DAERAH JAWA TIMUR Tbk AND SUBSIDIARY
CONSOLIDATED STATEMENTS OF CASH FLOWS
For the years ended December 31, 2024 and 2023
(Expressed in millions of Rupiah, unless otherwise stated)

	Catatan/ *Notes*	2024	2023	
ARUS KAS DARI AKTIVITAS OPERASI				***CASH FLOWS FROM OPERATING ACTIVITIES***
Penerimaan bunga, provisi dan komisi		8.306.344	7.324.150	*Interest, provision and commissions received*
Pembayaran bunga		(2.708.316)	(2.310.264)	*Interest paid*
Penerimaan pendapatan operasional lainnya		675.952	521.156	*Other operating income received*
Penerimaan kembali dari kredit hapus buku		156.285	127.264	*Collection of loans written-off*
Pembayaran beban umum dan administrasi		(1.566.455)	(1.283.327)	*General and administrative expenses paid*
Pembayaran beban tenaga kerja		(1.836.797)	(1.763.167)	*Personnel expenses paid*
Penerimaan pendapatan non-operasional		69.815	60.386	*Non-operating income received*
Pembayaran beban non-operasional		(45.428)	(19.337)	*Non-operating expenses paid*
Pembayaran pajak penghasilan		(313.729)	(368.455)	*Income tax paid*
Penerimaan kas sebelum perubahan dalam aset dan liabilitas operasi		**2.737.671**	**2.288.406**	***Cash received before changes in operating assets and liabilities***
Penurunan (kenaikan) dalam aset operasi				***Decrease (increase) in operating assets***
Penempatan pada Bank Indonesia dan bank lain		101.500	(1.500)	*Placements with Bank Indonesia and other Banks*
Kredit yang diberikan		(10.079.129)	(9.193.797)	*Loans*
Tagihan spot dan derivatif		(1.144)	-	*Receivables of spot and derivative*
Surat berharga yang dijual dengan janji dibeli kembali		(845.882)	(4.208.597)	*Marketable securities sold under repurchased agreement*
Tagihan dari surat berharga yang dibeli dengan janji dijual kembali		5.629.458	1.575.529	*Receivable from marketable securities purchased under resale agreement*
Aset lain-lain		(112.232)	(166.678)	*Other assets*
Kenaikan (penurunan) liabilitas operasi				***Increase (decrease) in operating liabilities***
Liabilitas segera		(167.942)	115.091	*Liabilities immediately payable*
Simpanan nasabah		(329.793)	(3.570.473)	*Deposits from customers*
Simpanan dari bank lain		(1.834.568)	(759.380)	*Deposits from other banks*
Liabilitas surat berharga yang dijual dengan janji dibeli kembali		865.203	4.023.817	*Liabilities of marketable securities sold under repurchase agreement*
Liabilitas lain-lain		(183.478)	200.981	*Other liabilities*
Kas bersih digunakan untuk aktivitas operasi		**(4.220.336)**	**(9.696.601)**	***Net cash used in operating activities***
ARUS KAS DARI AKTIVITAS INVESTASI				***CASH FLOWS FROM INVESTING ACTIVITIES***
Efek-efek		(1.421.131)	6.948.323	*Marketable securities*
Pembelian aset tetap		(128.851)	(132.044)	*Acquisitions of fixed assets*
Pembelian aset takberwujud		(3.377)	(17.254)	*Acquisitions of intangible assets*
Hasil penjualan aset tetap		1.470	5.608	*Proceeds from sale of fixed assets*
Akuisisi Entitas Anak		(100.000)	-	*Acquisition of Subsidiary*
Kas yang diperoleh dari akuisisi Entitas Anak		1.126.261	-	*Cash receipts from acquisition of Subsidiary*
Kas bersih diperoleh dari (digunakan untuk) aktivitas investasi		**(525.628)**	**6.804.633**	***Net cash provided by (used in) investing activities***
ARUS KAS DARI AKTIVITAS PENDANAAN				***CASH FLOWS FROM FINANCING ACTIVITIES***
Penerimaan (pembayaran) dari pinjaman yang diterima		(230.423)	43.578	*Proceeds (payments of) from borrowings*
Penerimaan (pembayaran) liabilitas sewa		(15.724)	6.316	*Proceeds (payments of) lease liability*
Penambahan modal disetor		50.100	-	*Additional paid-in capital*
Pembayaran dividen kas		(816.693)	(797.173)	*Payments of cash dividens*
Surat berharga yang diterbitkan		100.000	-	*Marketable securities issued*
Kas bersih digunakan untuk aktivitas pendanaan		**(912.740)**	**(747.279)**	***Net cash used in financing activities***

PT BANK PEMBANGUNAN DAERAH JAWA TIMUR Tbk DAN ENTITAS ANAK
LAPORAN ARUS KAS KONSOLIDASIAN
Untuk tahun berakhir pada tanggal-tanggal 31 Desember 2024 dan 2023
(Disajikan dalam jutaan Rupiah, kecuali dinyatakan lain)

PT BANK PEMBANGUNAN DAERAH JAWA TIMUR Tbk AND SUBSIDIARY
CONSOLIDATED STATEMENTS OF CASH FLOWS
For the years ended December 31, 2024 and 2023
(Expressed in millions of Rupiah, unless otherwise stated)

	Catatan/ *Notes*	2024	2023	
PENURUNAN BERSIH KAS DAN SETARA KAS		(5.658.704)	(3.639.247)	***NET DECREASE IN CASH AND CASH EQUIVALENTS***
Kas dan setara kas awal tahun		16.348.884	19.988.131	*Cash and cash equivalents at beginning of year*
Kas dan setara kas akhir tahun		**10.690.180**	**16.348.884**	***Cash and cash equivalents at end of year***
Kas dan setara kas terdiri dari:				***Cash and cash equivalents consist of:***
Kas		2.867.479	2.652.775	*Cash*
Giro pada Bank Indonesia		5.584.147	7.971.412	*Current accounts with Bank Indonesia*
Giro pada bank lain		505.084	491.330	*Current accounts with other banks*
Penempatan pada Bank Indonesia dan bank lain yang jatuh tempo dalam 3 bulan atau kurang sejak tanggal perolehan		1.733.470	5.233.367	*Placements with Bank Indonesia and other banks with original maturities of 3 months or less from acquisition date*
Jumlah kas dan setara kas		**10.690.180**	**16.348.884**	***Total cash and cash equivalents***

1. INFORMASI UMUM

a. Pendirian Bank dan informasi umum

PT Bank Pembangunan Daerah Jawa Timur Tbk ("Bank") didirikan dengan nama PT Bank Pembangunan Daerah Djawa Timur pada tanggal 17 Agustus 1961 dengan akta yang dibuat oleh Notaris Anwar Mahajudin, No.91 tanggal 17 Agustus 1961. Dengan adanya Undang-Undang No.13 tahun 1962 tentang Ketentuan Pokok Bank Pembangunan Daerah, yang mengharuskan Bank Pembangunan Daerah didirikan dengan Peraturan Pemerintah Daerah, maka Pemerintah Daerah Tingkat I Jawa Timur mengeluarkan Peraturan Daerah No.2 tahun 1976. Atas dasar peraturan daerah tersebut, nama PT Bank Pembangunan Daerah Djawa Timur diubah menjadi Bank Pembangunan Daerah Jawa Timur.

Peraturan Pemerintah Daerah tersebut disahkan oleh Menteri Dalam Negeri dalam Surat Keputusan No.Pem.10/5/26-18 tanggal 31 Januari 1977 dan diumumkan dalam Lembaran Daerah Propinsi Daerah Tingkat I Jawa Timur Tahun 1977 Seri C No.I/c tanggal 1 Februari 1977. Peraturan Daerah tersebut mengalami beberapa kali perubahan, dan yang terakhir diubah dengan Peraturan Daerah No.11 tahun 1996 tanggal 30 Desember 1996 yang disahkan oleh Menteri Dalam Negeri dengan Surat Keputusan No.584.35-280 tanggal 21 April 1997. Dengan pengesahan Peraturan Daerah No.1 tahun 1999 oleh DPRD Propinsi Jawa Timur tanggal 20 Maret 1999, dan oleh Menteri Dalam Negeri dengan Surat Keputusan No.584.35-317 tanggal 14 April 1999, maka bentuk hukum Bank Pembangunan Daerah Jawa Timur diubah dari Perusahaan Daerah menjadi Perseroan Terbatas.

Perubahan status bentuk hukum tersebut sesuai dengan akta No.1 tanggal 1 Mei 1999 yang dibuat oleh Notaris R. Sonny Hidayat Julistyo, S.H., dan telah disahkan oleh Menteri Kehakiman Republik Indonesia dengan Surat Keputusan No.C2.8227.HT.01.01.TH.99 tanggal 5 Mei 1999 serta diumumkan dalam Lembaran Berita Negara Republik Indonesia tanggal 25 Mei 1999 No.42, Tambahan Berita Negara Republik Indonesia No.3008/1999.

Seiring dengan perkembangan perekonomian dan dalam rangka memenuhi persyaratan sebagai Bank Pembangunan Daerah (BPD) *Regional Champion* yang salah satu parameternya adalah untuk memperkuat permodalan, maka dilakukan perubahan Anggaran Dasar Bank berdasarkan akta No.89 tanggal 25 April 2012 yang dibuat oleh Notaris Fathiah Helmi, S.H., di Jakarta yang telah memperoleh persetujuan dari Kementerian Hukum dan Hak Asasi Manusia berdasarkan Surat Keputusan No.AHU-22728.AH.01.02. Tahun 2012 tanggal 30 April 2012, telah didaftarkan dalam Daftar Perseroan sesuai dengan Undang Undang Perseroan Terbatas dengan No.AHU-0038044.AH.01.09 Tahun 2012 tanggal 30 April 2012 serta berdasarkan Surat Keputusan Badan Pengawas Pasar Modal dan Lembaga Keuangan (BAPEPAM-LK) tanggal 29 November 2012 dinyatakan efektif untuk pernyataan pendaftaran dan berubah nama menjadi PT Bank Pembangunan Daerah Jawa Timur Tbk.

Selanjutnya, Anggaran Dasar tersebut telah beberapa kali mengalami perubahan, terakhir melalui Akta Pernyataan Kembali Keputusan Rapat Nomor 107 tanggal 30 Oktober 2024 yang dibuat dihadapan Sitaresmi Puspadewi Subianto, SH., M.Kn., Notaris di Surabaya dan telah memperoleh Keputusan Menteri Hukum dan Hak Asasi Manusia Republik Indonesia Nomor AHU-00237827.AH.01.11.Tahun 2024 tanggal 5 November 2024 tentang Penerimaan Pemberitahuan Perubahan Anggaran Dasar PT Bank Pembangunan Daerah Jawa Timur Tbk.

1. GENERAL INFORMATION

a. Establishment of the Bank and general information

PT Bank Pembangunan Daerah Jawa Timur Tbk (the "Bank") was established under the name of PT Bank Pembangunan Daerah Djawa Timur based on the notarial deed No.91 dated August 17, 1961 of Anwar Mahajudin. Pursuant to Law No.13 year 1962 regarding the Basic Terms for Regional Development Banks, which require that the establishment of Regional Develsopment Banks be based on Municipal District Regulations, therefore the Municipal District I of East Java issued Municipal District Regulation No.2 year 1976. Based on such Municipal District Regulation, the name of PT Bank Pembangunan Daerah Djawa Timur was changed to Bank Pembangunan Daerah Jawa Timur.

Such Municipal District Regulation was approved by the Minister of Internal Affairs under Decision Letter No.Pem.10/5/26-18 dated January 31, 1977 and published in the Municipal Gazette District I Province of East Java Year 1977 Series C No.I/c dated February 1, 1977. This Regulation has been amended several times, with the latest amendment being Municipal District Regulation No.11 year 1996, dated December 30, 1996, which was approved by the Minister of Domestic Affairs in Decision Letter No.584.35-280 dated April 21, 1997. Pursuant to the approval of Municipal District Regulation No.1 year 1999 by the Regional Legislative Assembly of East Java dated March 20, 1999 and by the Minister of Domestic Affairs in Decision Letter No.584.35-317 dated April 14, 1999, the legal status of the Bank was changed from a Regional Corporation to a Limited Liability Company.

This change in status of legal form was based on the notarial deed No.1 dated May 1, 1999 of R. Sonny Hidayat Julistyo, S.H., which has been approved by the Minister of Justice of the Republic of Indonesia in Decision Letter No.C2.8227.HT.01.01. TH.99 dated May 5, 1999 and was published in the State Gazette of the Republic of Indonesia No.42, dated May 25, 1999 in Supplement of the Republic of Indonesia No.3008/1999.

In line with the economic growth and to comply with the requirement to be Regional Champion BPD, with one of the indicators is to strengthen the capital structure, an amendment of Article of Associations was taken based on Extraordinary General Meetings of Shareholders Decision Deeds No.89 dated April 25, 2012 of Fathiah Helmi, S.H., Notary in Jakarta and granted approval from Ministry of Law and Human Rights based on decree No.AHU-22728.AH.01.02. Year 2012 dated April 30, 2012, registered on the Company list according to Limited Company Law with registration No.AHU-0038044.AH.01.09 Year 2012 dated April 30, 2012, as well as by Decision Letter of the Capital Market and Financial Institutions Supervisory Agency (BAPEPAM-LK) dated November 29, 2012 that declared effective registration statement to become a public company and changed its name to PT Bank Pembangunan Daerah Jawa Timur Tbk.

Hereinafter, the Articles of Associations has been amended in a few times, the latest Deed No.107 dated October 30, 2024 made by Sitaresmi Puspadewi Subianto SH., M.Kn., Notary in Surabaya and has been registered on the Ministry of Law and Human Rights of the Republic of Indonesia No.AHU-00237827.AH.01.11 Year 2024 dated November 5, 2024 concerning the Acceptance of Notification of Amendments to the Articles of Association of PT Bank Pembangunan Daerah Jawa Timur Tbk.

1. INFORMASI UMUM (lanjutan)

a. Pendirian Bank dan informasi umum (lanjutan)

Bank mulai melakukan kegiatan operasional sesuai Surat Keputusan Menteri Keuangan Republik Indonesia No.BUM 9-4-5 pada tanggal 15 Agustus 1961. Sedangkan Unit Usaha Syariah (UUS) dibentuk dan mulai beroperasi sejak tanggal 21 Agustus 2007 sesuai dengan surat Persetujuan Prinsip Pendirian UUS dari Bank Indonesia No.9/75/DS/Sb tanggal 4 April 2007.

Entitas induk terakhir dari Bank adalah Pemerintah Provinsi Jawa Timur.

Bank memperoleh ijin untuk beroperasi sebagai bank devisa berdasarkan Surat Keputusan Direksi Bank Indonesia (BI) No.23/28/KEP/DIR tanggal 2 Agustus 1990.

Sesuai dengan pasal 3 Anggaran Dasar Bank tersebut, ruang lingkup kegiatan Bank adalah menjalankan kegiatan usaha di bidang perbankan, termasuk perbankan berdasarkan prinsip Syariah serta kegiatan perbankan lainnya yang lazim sesuai dengan peraturan perundang-undangan yang berlaku.

Tugas utama Bank adalah ikut mendorong pertumbuhan potensi ekonomi daerah melalui peran sertanya dalam mengembangkan sektor-sektor usaha kredit kecil dan menengah dalam rangka memperoleh laba yang optimal. Kegiatan utamanya yaitu menghimpun dan menyalurkan dana serta memberikan jasa-jasa perbankan lainnya.

b. Penawaran umum perdana saham

Berdasarkan Surat Badan Pengawas Pasar Modal dan Lembaga Keuangan (BAPEPAM-LK) No.S-8143/BL/2012 tanggal 29 November 2012, pernyataan pendaftaran yang diajukan Bank dalam rangka Penawaran Umum Perdana saham kepada masyarakat sejumlah 2.983.537.000 saham Seri B, dengan nilai nominal sebesar Rp250 (Rupiah penuh) setiap saham dengan harga penawaran sebesar Rp430 per saham (Rupiah penuh) telah menjadi efektif pada tanggal 29 November 2012. Saham yang ditawarkan tersebut dicatatkan dan mulai diperdagangkan di Bursa Efek Indonesia pada tanggal 12 Juli 2012. Selisih lebih antara harga penawaran per saham dengan nilai nominal per saham dicatat sebagai "Tambahan modal disetor, setelah dikurangi dengan biaya emisi saham", yang disajikan pada bagian Ekuitas pada Laporan Posisi Keuangan Konsolidasian.

Berkaitan dengan penawaran umum saham perdana, Bank akan mengimplementasikan program *Employee Stock Allocation* (ESA) dengan mengalokasikan saham sebanyak-banyaknya sebesar 10% dari jumlah penerbitan saham yang ditawarkan dan menerbitkan opsi saham untuk program *Management and Employee Stock Option Plan* (MESOP) sebanyak-banyaknya sebesar 0,71% dari jumlah modal ditempatkan dan disetor penuh setelah penawaran umum perdana saham.

1. GENERAL INFORMATION (continued)

a. Establishment of the Bank and general information (continued)

The Bank started its commercial operations in accordance with the Decision Letter of the Minister of Finance of the Republic of Indonesia No.BUM 9-4-5 on August 15, 1961. The Sharia Operating Unit started its commercial operations on August 21, 2007 in accordance with the approval letter from Bank Indonesia No.9/75/DS/Sb dated April 4, 2007 for the establishment of the Bank's Sharia Operating Unit.

The ultimate parent of the Bank is the Government of East Java Province.

The Bank obtained a license to operate as foreign exchange bank based on the decision letter No.23/28/KEP/DIR of the Board of Director of Bank Indonesia (BI) dated August 2, 1990.

In accordance with article 3 of the Bank's Articles of Association, The Bank's scope of activities is to engage in general banking services, including banking activities based on Sharia principles and other banking activities in accordance with the prevailing laws and regulations.

The main role of the Bank is to participate in developing regional economic growth by providing facilities to small and medium scale businesses to achieve appropriate profit levels. Its main activities involve collecting and lending funds and rendering other banking services.

b. Initial public offering (IPO)

Based on letter No.S-8143/BL/2012 of the Capital Market and Financial Institutions Supervisory Agency (BAPEPAM-LK) dated November 29, 2012, the registration statement submitted by the Bank relating to the Initial Public Offering of 2,983,537,000 Series B shares at Rp250 (full Rupiah) per share with selling price of Rp430 (full Rupiah) per share became effective on November 29, 2012. The shares which were offered to the public, were listed and traded on the Indonesia Stock Exchange on July 12, 2012. The excess of the share offer price over the par value per share was recognized as "Other paid-in capital - net of share issuance cost", which is presented under the Equity section of the Consolidated Statement of Financial Position.

In relation to the Initial Public Offering of the shares, the Bank will implement Employee Stock Allocation (ESA) program by allocating maximum of 10% of the newly issued shares and issued Management and Employee Stock Option Plan (MESOP) program with maximum of 0.71% of the issued and paid-up shares after Initial Public Offering.

1. INFORMASI UMUM (lanjutan)

b. Penawaran umum perdana saham (lanjutan)

Program MESOP Tahap I Periode Tahun 2016 telah dilaksanakan dari tanggal 1 Agustus 2016 sampai dengan 13 November 2016, tanggal 1 Februari 2017 sampai dengan 13 Maret 2017, tanggal 1 Agustus 2017 sampai dengan 13 November 2017, tanggal 1 Februari 2018 sampai dengan 15 Maret 2018, tanggal 1 Agustus 2019 sampai dengan 11 September 2019. Program MESOP Tahap II Periode Tahun 2017 telah dilaksanakan dari tanggal 1 Agustus 2017 sampai dengan 13 November 2017, tanggal 1 Februari 2018 sampai dengan 15 Maret 2018, tanggal 1 Februari 2019 sampai dengan 18 Maret 2019, tanggal 1 Agustus 2019 sampai dengan 11 September 2019. Program MESOP Tahap III telah dilaksanakan tanggal 1 Agustus 2018 sampai dengan 14 September 2018, tanggal 1 Februari 2019 sampai 18 Maret 2019, tanggal 1 Agustus 2019 sampai dengan 11 September 2019.

1. GENERAL INFORMATION (continued)

b. Initial public offering (IPO) (continued)

The MESOP Program Period 2016 Phase I has been implemented from August 1, 2016 to November 13, 2016, February 1, 2017 to March 13, 2017, August 1, 2017 to November 13, 2017, February 1, 2018 to March 15, 2018, August 1, 2019 to September 11, 2019. The MESOP Program Period 2017 Phase II has been implemented from August 1, 2017 to November 13, 2017, February 1, 2018 to March 15, 2018, February 1, 2019 to March 18, 2019, August 1, 2019 to September 11, 2019. The MESOP Program Phase III has been implemented from August 1, 2018 to September 14, 2018, February 1, 2019 to March 18, 2019, August 1, 2019 to September 11, 2019.

c. Entitas Anak

Bank mempunyai kepemilikan langsung pada Entitas Anak berikut:

c. Subsidiary

The Bank has direct ownership in the following Subsidiary:

Nama perusahaan / *Company name*	Kegiatan usaha / *Business activity*	Tahun mulai beroperasi komersial/ *Year started commercial operations*	Persentase kepemilikan/ *Percentage of ownership* 31 Desember 2024/ *December 31, 2024*	Total aset/ *Total assets* 31 Desember 2024/ *December 31, 2024*
PT Bank Pembangunan Daerah Nusa Tenggara Barat Syariah	Perbankan Syariah	2018	4,09%	16.119.568

PT Bank Pembangunan Daerah Nusa Tenggara Barat Syariah ("NTBS") pada awalnya didirikan dengan nama PT Bank Pembangunan Daerah Nusa Tenggara Barat dengan status Perusahaan Daerah dengan modal pertama pada tanggal 5 Juli 1964. Pada tanggal 24 September 2018 melalui Surat Keputusan Menteri Hukum dan Hak Asasi Manusia Republik Indonesia No.AHU-0017252.AH.01.02 Tahun 2018, NTBS telah efektif beroperasional sebagai bisnis usaha syariah.

PT Bank Pembangunan Daerah Nusa Tenggara Barat Syariah ("NTBS") was initially established under the name PT Bank Pembangunan Daerah Nusa Tenggara Barat as a Regional Government-Owned Enterprise with initial capital on July 5, 1964. On September 24, 2018, through the Decree of the Minister of Law and Human Rights of the Republic of Indonesia No.AHU-0017252.AH.01.02 of 2018, NTBS officially began operating as a Sharia business entity.

Perjanjian Antar Pemegang Saham oleh dan antara Pemerintah Provinsi Nusa Tenggara Barat dengan PT Bank Pembangunan Daerah Jawa Timur Tbk tanggal 8 Mei 2024 menyetujui Bank selaku Perusahaan Induk memiliki kewenangan untuk melakukan pengendalian dan mengkonsolidasikan laporan keuangan NTBS ke dalam laporan keuangan Bank dan tidak ada pihak lain yang melakukan konsolidasi laporan keuangan NTBS.

The Shareholders' Agreement by and between the Provincial Government of West Nusa Tenggara and PT Bank Pembangunan Daerah Jawa Timur Tbk dated May 8, 2024, agrees that the Bank, as the Parent Company, has the authority to control and consolidate NTBS's financial statements into the Bank's financial statements, and no other party will consolidate NTBS's financial statements.

NTBS tergabung dalam Kelompok Usaha Bank ("KUB") PT Bank Pembangunan Daerah Jawa Timur Tbk dan Bank selaku Perusahaan Induk serta NTBS selaku Perusahaan Anak telah ditatausahakan dalam administrasi pengawasan Otoritas Jasa Keuangan ("OJK") sesuai dengan Surat OJK No.S-38/KO.14/2024 perihal Penegasan Struktur Kelompok Usaha Bank PT Bank Pembangunan Daerah Jawa Timur Tbk tanggal 23 Oktober 2024.

NTBS incorporated in the Bank Business Group ("KUB") of PT Bank Pembangunan Daerah Jawa Timur Tbk and the Bank as the Parent Company and NTBS as the Subsidiary, have been administered under the supervision of the Financial Services Authority ("OJK") in accordance with the OJK Letter No.S-38/KO.14/2024 regarding the Confirmation of the Bank Business Group Structure of PT Bank Pembangunan Daerah Jawa Timur Tbk dated October 23, 2024.

1. INFORMASI UMUM (lanjutan)

c. Entitas Anak (lanjutan)

Kantor Pusat NTBS berlokasi di Jl. Udayana, Dasan Agung, Mataram, Nusa Tenggara Barat. Pada tanggal 31 Desember 2024, Bank NTB Syariah memiliki 1 Kantor Pusat, 13 Kantor Cabang, 27 Kantor Cabang Pembantu dan 27 Kantor Fungsional. Jumlah karyawan NTBS pada tanggal 31 Desember 2024 adalah 968 karyawan.

d. Manajemen eksekutif

Susunan Dewan Komisaris dan Direksi Bank sesuai dengan Akta Rapat Umum Pemegang Saham No.10 tanggal 7 Februari 2024 dan Akta Rapat Umum Pemegang Saham No.25 tanggal 12 April 2023 dari notaris Sitaresmi Puspadewi Subianto, S.H. adalah sebagai berikut:

1. GENERAL INFORMATION (continued)

c. Subsidiary (continued)

NTBS's head office is located in Jl. Udayana, Dasan Agung, Mataram, Nusa Tenggara Barat. As of December 31, 2024, the Bank has 1 head office, 13 branches, 27 sub-branches and 27 functional office. On Desember 31, 2024, NTBS had 968 permanent employees.

d. Excecutive management

The composition of the Bank's Board of Commissioners and Directors in accordance with the General Meeting of Shareholders No.10 dated February 7, 2024 and General Meeting of Shareholders No.25 dated April 12, 2023 of notary Sitaresmi Puspadewi Subianto, S.H. are as follows:

	2024	
Dewan Komisaris		***Board of Commissioners***
Komisaris Utama	-	*President Commissioner*
Komisaris	Adhy Karyono	*Commissioner*
Komisaris Independen	Muhammad Mas'ud	*Independent Commissioner*
Komisaris Independen	Sumaryono	*Independent Commissioner*
Komisaris Independen	Dadang Setiabudi	*Independent Commissioner*
Direksi		***Board of Directors***
Direktur Utama	Busrul Iman	*President Director*
Direktur Operasi	Arif Suhirman	*Operation Director*
Direktur Mikro, Ritel dan Menengah	R. Arief Wicaksono	*Micro, Retail and Medium Director*
Direktur Teknologi Informasi dan *Digital*	Zulhelfi Abidin	*Information Technology and Digital Director*
Direktur Kepatuhan	Umi Rodiyah	*Compliance Director*
Direktur Manajemen Risiko	Eko Susetyono	*Risk Management Director*
Direktur Keuangan, *Treasury* dan *Global Service*	Edi Masrianto	*Finance, Treasury and Global Service Director*

	2023	
Dewan Komisaris		***Board of Commissioners***
Komisaris Utama	Suprajarto *)	*President Commissioner*
Komisaris	Adhy Karyono	*Commissioner*
Komisaris Independen	Candra Fajri Ananda	*Independent Commissioner*
Komisaris Independen	Muhammad Mas'ud	*Independent Commissioner*
Komisaris Independen	Sumaryono	*Independent Commissioner*
Direksi		***Board of Directors***
Direktur Utama	Busrul Iman	*President Director*
Direktur Operasi	Arif Suhirman	*Operation Director*
Direktur Mikro, Ritel dan Menengah	R. Arief Wicaksono	*Micro, Retail and Medium Director*
Direktur Teknologi Informasi dan *Digital*	Zulhelfi Abidin	*Information Technology and Digital Director*
Direktur Kepatuhan	Tonny Prasetyo	*Compliance Director*
Direktur Manajemen Risiko	Eko Susetyono	*Risk Management Director*
Direktur Keuangan, *Treasury* dan *Global Service*	Edi Masrianto	*Finance, Treasury and Global Service Director*

*) meninggal dunia tanggal 19 Desember 2023.

*) *passed away December 19, 2023.*

1. INFORMASI UMUM (lanjutan)

d. Manajemen eksekutif (lanjutan)

Susunan Komite Audit adalah sebagai berikut:

1. GENERAL INFORMATION (continued)

d. Excecutive management (continued)

The composition of the Audit Committee are as follows:

	2024	2023	
Ketua	Sumaryono	Sumaryono	*Chairman*
Anggota	Muhammad Mas'ud	Muhammad Mas'ud	*Member*
Anggota	Dadang Setiabudi	-	*Member*
Anggota	Kusnadi	Kusnadi	*Member*
Anggota	Moch. Arifin	Moch. Arifin	*Member*

Susunan Komite Pemantau Risiko adalah sebagai berikut:

The composition of the Risk Monitoring Committee are as follows:

	2024	2023	
Ketua	Dadang Setiabudi	Sumaryono	*Chairman*
Anggota	Sumaryono	Muhammad Mas'ud	*Member*
Anggota	Muhammad Mas'ud	Sulam Andjar Rochim	*Member*
Anggota	Sulam Andjar Rochim	-	*Member*

Susunan Komite Remunerasi dan Nominasi adalah sebagai berikut:

The composition of the Remuneration and Nomination Committee are as follows:

	2024	2023	
Ketua	Muhammad Mas'ud	Muhammad Mas'ud	*Chairman*
Anggota	Adhy Karyono	Adhy Karyono	*Member*
Anggota	Sumaryono	Sumaryono	*Member*
Anggota	Dadang Setiabudi	Slamet Purwanto	*Member*
Anggota	Yusuf Adnan	-	*Member*
Anggota	Slamet Purwanto	-	*Member*

Susunan Komite Audit, Komite Pemantau Risiko, dan Komite Remunerasi dan Nominasi pada tanggal 31 Desember 2024 sesuai dengan Surat Keputusan No.063/063/DIR/HCP/KEP tanggal 28 November 2024.

The composition of the Audit Committee, the Risk Monitoring Committee, and the Remuneration and Nomination Committee as of December 31, 2024 accordance to Decision Letter No.063/063/DIR/HCP/KEP dated November 28, 2024.

Susunan Komite Audit, Komite Pemantau Risiko, dan Komite Remunerasi dan Nominasi pada tanggal 31 Desember 2023 sesuai dengan Surat Keputusan No.062/105/DIR/HCP/KEP tanggal 29 Desember 2023.

The composition of the Audit Committee, the Risk Monitoring Committee, and the Remuneration and Nomination Committee as of December 31, 2023 accordance to Decision Letter No.062/105/DIR/HCP/KEP dated December 29, 2023.

Susunan Internal Audit pada tanggal 31 Desember 2024 dan 2023 adalah sebagai berikut:

The composition of the Internal Audit as of December 31, 2024 and 2023 are as follows:

	2024	2023	
Vice President (VP)	Wardhana Suryaatmaja	Wardhana Suryaatmaja	*Vice President (VP)*
Assistant VP	Agung Setya Nugroho	R. Sonny Soelaksono	*Assistant VP*
Assistant VP	-	Agung Setya Nugroho	*Assistant VP*

Sekretaris Perusahaan pada tanggal 31 Desember 2024 dan 2023 adalah sebagai berikut:

The Corporate Secretary as of December 31, 2024 and 2023 are as follows:

	2024	2023	
Vice President (VP)	Wioga Adhiarma Aji	Wioga Adhiarma Aji	*Vice President (VP)*
Assistant VP	Bambang Supriadi	Bambang Supriadi	*Assistant VP*
Assistant VP	Derry Widya Ariyanta	Derry Widya Ariyanta	*Assistant VP*
Assistant VP	Lestari Nur Imani	Lestari Nur Imani	*Assistant VP*

1. INFORMASI UMUM (lanjutan)

d. Manajemen eksekutif (lanjutan)

Susunan Dewan Pengawas Syariah Bank pada tanggal 31 Desember 2024 dan 2023 adalah sebagai berikut:

	2024	2023	
Ketua	Afifuddin Muhajir	Afifuddin Muhajir	*Chairman*
Anggota	Sukadiono	-	*Member*

Pada tanggal 31 Desember 2024 dan 2023, Bank memiliki karyawan tetap masing-masing sebanyak 4.350 dan 4.219 orang (diaudit).

e. Jaringan kantor

Pada tanggal 31 Desember 2024, Bank memiliki 41 kantor cabang konvensional termasuk 1 Unit Usaha Syariah (UUS) yang mempunyai 7 cabang Syariah serta 165 kantor cabang pembantu konvensional, 10 kantor cabang pembantu Syariah, 210 kantor fungsional konvensional, 4 kantor fungsional Syariah, 198 kantor layanan Syariah, 822 ATM (*Automated Teller Machine*), 26 ATM Syariah (*Sharia Automated Teller Machine*), 96 CRM (*Cash Recycling Machine*) konvensional, 10 CRM (*Cash Recycling Machine*) Syariah di Indonesia.

Pada tanggal 31 Desember 2023, Bank memiliki 41 kantor cabang konvensional termasuk 1 Unit Usaha Syariah (UUS) yang mempunyai 7 cabang Syariah serta 163 kantor cabang pembantu konvensional, 10 kantor cabang pembantu Syariah, 212 kantor fungsional konvensional, 4 kantor fungsional Syariah, 196 kantor layanan Syariah, 828 ATM (*Automated Teller Machine*), 26 ATM Syariah (*Sharia Automated Teller Machine*), 84 CRM (*Cash Recycling Machine*) konvensional, 10 CRM (*Cash Recycling Machine*) Syariah di Indonesia.

Bank mengklasifikasikan kantor cabang menjadi kantor cabang utama, kantor cabang khusus, kantor cabang kelas I, kantor cabang kelas II dan kantor cabang kelas III. Masing-masing cabang mempunyai kantor cabang pembantu dan/atau kantor kas dan/atau *payment point.*

1. GENERAL INFORMATION (continued)

d. Excecutive management (continued)

The composition of the Sharia Supervisory Board as of December 31, 2024 and 2023 are as follows:

As of December 31, 2024 and 2023, the Bank has 4,350 and 4,219 permanent employees, respectively (audited).

e. Office network

As of December 31, 2024, the Bank has 41 branches including 1 Sharia Operating Unit (UUS) which has 7 Sharia branches and 165 conventional sub-branches, 10 Sharia sub-branches, 210 conventional functional offices, 4 Sharia functional office, 198 Sharia service offices, 822 ATMs (Automated Teller Machines), 26 ATMs Sharia (Sharia Automated Teller Machines), 96 CRM (Cash Recycling Machines) conventional, 10 CRM (Cash Recycling Machines) Sharia located in Indonesia.

As of December 31, 2023, the Bank has 41 branches including 1 Sharia Operating Unit (UUS) which has 7 Sharia branches and 163 conventional sub-branches, 10 Sharia sub-branches, 212 conventional functional offices, 4 Sharia functional office, 196 Sharia service offices, 828 ATMs (Automated Teller Machines), 26 ATMs Sharia (Sharia Automated Teller Machines), 84 CRM (Cash Recycling Machines) conventional, 10 CRM (Cash Recycling Machines) Sharia located in Indonesia.

The Bank classifies its branch offices into main branches, special branches, first-class branches, second-class branches and third-class branches. Each branch has sub-branches and/or cash offices and/or payment points.

2. INFORMASI KEBIJAKAN AKUNTANSI MATERIAL

Kebijakan akuntansi utama yang ditetapkan dalam penyusunan laporan keuangan konsolidasian Bank dan Entitas Anak ("Grup") adalah sebagaimana diuraikan di bawah ini:

a. Basis penyusunan laporan keuangan konsolidasian

Pernyataan kepatuhan

Laporan keuangan konsolidasian pada tanggal 31 Desember 2024 dan 2023 disusun dan disajikan sesuai dengan Standar Akuntansi Keuangan (SAK) di Indonesia, yang meliputi Pernyataan Standar Akuntansi Keuangan (PSAK) dan Interpretasi Standar Akuntansi Keuangan (ISAK) yang diterbitkan oleh Dewan Standar Akuntansi Keuangan-Ikatan Akuntan Indonesia (DSAK-IAI) dan Peraturan Badan Pengawas Pasar Modal dan Lembaga Keuangan (Bapepam-LK) No.VIII.G.7 yang terlampir dalam Keputusan Ketua Bapepam-LK No.KEP-347/BL/2012 tanggal 25 Juni 2012 tentang "Penyajian dan Pengungkapan Laporan Keuangan Emiten atau Perusahaan Publik". Peraturan tersebut sekarang merupakan regulasi dari OJK.

Laporan keuangan konsolidasian disusun sesuai dengan PSAK 201, "Penyajian Laporan Keuangan".

Informasi keuangan UUS dan Entitas Anak disajikan sesuai dengan PSAK 401, "Penyajian Laporan Keuangan Syariah", PSAK 402, "Akuntansi *Murabahah*", PSAK 403, "Akuntansi *Salam*", PSAK 404, "Akuntansi *Istishna*", PSAK 405, "Akuntansi *Mudharabah*", PSAK 406, "Akuntansi *Musyarakah*", dan PSAK 407, "Akuntansi *Ijarah*", PSAK 410 "Akuntansi *Sukuk*", PSAK 411 "Akuntansi *Wa'd*" dan PSAK lain selama tidak bertentangan dengan prinsip syariah dan Pedoman Akuntansi Perbankan Syariah Indonesia (PAPSI) (revisi 2013).

Laporan keuangan konsolidasian telah disajikan berdasarkan nilai historis, kecuali disebutkan lain dan disusun dengan dasar akrual (kecuali bagi hasil dari pembiayaan *mudharabah* dan *musyarakah).*

Laporan arus kas konsolidasian disusun dengan menggunakan metode langsung dan dikelompokkan atas dasar aktivitas operasi, investasi dan pendanaan. Untuk tujuan laporan arus kas, yang termasuk kas dan setara kas terdiri dari kas, giro pada Bank Indonesia dan bank lain, penempatan pada Bank Indonesia dan bank lain dan Fasilitas Simpanan Bank Indonesia, yang jatuh tempo dalam waktu 3 (tiga) bulan sejak tanggal perolehan, sepanjang tidak digunakan sebagai jaminan atas pinjaman yang diterima serta tidak dibatasi penggunaannya.

Mata uang fungsional dan penyajian

Laporan keuangan konsolidasian disajikan dalam mata uang Rupiah, yang merupakan mata uang fungsional Bank. Angka-angka yang disajikan dalam laporan keuangan, kecuali bila dinyatakan secara khusus, adalah dibulatkan dalam jutaan Rupiah.

2. INFORMATION OF MATERIAL ACCOUNTING POLICIES

The principal accounting policies adopted in preparing the consolidated financial statements of the Bank and Subsidiary (the "Group") are set out below:

a. Basis of preparation of the consolidated financial statements

Statement of compliance

The consolidated financial statements as of December 31, 2024 and 2023 have been prepared and presented in accordance with Financial Accounting Standards (SAK) and Statements of Financial Accounting Standards (PSAK) and Interpretation of Financial Accounting Standards (ISAK) issued by the Financial Accounting Standard Board of the Institute of Indonesia Charterad Accountans and the Regulation of Capital Market and Financial Institution Supervisor Board (Bapepam-LK) No.VIII.G.7 in the Decree of Chairman of Bapepam-LK No.KEP-347/BL/2012 dated June 25, 2012 regarding "Presentation and Disclosure of Financial Statements of the Issuer or Public Company". The regulation is now a regulation under OJK.

The consolidated financial statements are prepared in accordance with PSAK 201, "Presentation of Financial Statements".

The financial information of UUS and Subsidiary have been prepared in conformity with PSAK 401, "Sharia Financial Statements Presentation", PSAK 402, "Accounting for Murabahah", PSAK 403, "Accounting for Salam", PSAK 404, "Accounting for Istishna", PSAK 405, "Accounting for Mudharabah", PSAK 406, "Accounting for Musyarakah" and PSAK 407, "Accounting for Ijarah", PSAK 410 "Accounting for Sukuk", PSAK 411 "Accounting for Wa'd" and other PSAK, as long as not contradict with sharia principles and Accounting Guidelines for Indonesian Sharia Banks (PAPSI) (revised 2013).

The consolidated financial statements have been prepared on a historical cost basis, unless otherwise stated, and under the accrual basis of accounting (except for profit sharing for mudharabah and musyarakah financing).

The statements of consolidated cash flows have been prepared based on the direct method and have been classified on the basis of operating, investing and financing activities. For the purpose of the statements of cash flows, cash and cash equivalents consist of cash, current accounts with Bank Indonesia and other banks, placements with Bank Indonesia and other banks and Bank Indonesia Deposits Facility maturing within 3 (three) months from the acquisition date, and not used as collateral for borrowing and not for restricted in use.

Functional and presentation currency

The consolidated financial statements are presented in Rupiah, which is the functional currency of the Bank. Unless otherwise stated, all figures presented in the financial statements are rounded off to millions of Rupiah.

2. INFORMASI KEBIJAKAN AKUNTANSI MATERIAL (lanjutan)

b. Prinsip konsolidasian

Laporan keuangan konsolidasian meliputi laporan keuangan Bank beserta seluruh Entitas Anak yang berada di bawah pengendalian Bank. Entitas anak adalah seluruh entitas (termasuk entitas terstruktur) dimana Bank memiliki pengendalian.

Dalam hal pengendalian terhadap Entitas Anak dimulai atau diakhiri dalam suatu tahun berjalan, maka hasil usaha Entitas Anak yang diperhitungkan ke dalam laporan keuangan konsolidasian hanya sebatas hasil pada saat pengendalian tersebut mulai diperoleh atau hingga saat pengendalian itu berakhir.

Pengendalian didapat ketika Bank terekspos atau memiliki hak atas imbal hasil variabel dari keterlibatannya dengan Entitas Anak dan memiliki kemampuan untuk mempengaruhi imbal hasil tersebut melalui kekuasaannya atas Entitas Anak.

Bank mengendalikan Entitas Anak, jika dan hanya jika, Bank memiliki hal berikut ini:

a. kekuasaan atas Entitas Anak (hak yang ada saat ini yang memberi kemampuan kini untuk mengarahkan aktivitas relevan yang secara signifikan mempengaruhi imbal hasil Entitas Anak);
b. eksposur atau hak atas imbal hasil variabel dari keterlibatannya dengan Entitas Anak; dan
c. kemampuan untuk menggunakan kekuasaannya atas Entitas Anak untuk mempengaruhi jumlah imbal hasil Entitas Anak.

Bila Bank tidak memiliki hak suara atau hak serupa secara mayoritas atas suatu Entitas Anak, Bank mempertimbangkan semua fakta dan keadaan yang relevan dalam mengevaluasi apakah mereka memiliki kekuasaan atas Entitas Anak, termasuk:

i. Pengaturan kontraktual dengan pemilik hak suara lainnya dari Entitas Anak,
ii. Hak yang timbul atas pengaturan kontraktual lain, dan
iii Hak suara dan hak suara potensial yang dimiliki Bank.

Bank menilai kembali apakah mereka mengendalikan Entitas Anak bila fakta dan keadaan mengindikasikan adanya perubahan terhadap satu atau lebih dari ketiga elemen dari pengendalian. Konsolidasi atas Entitas Anak dimulai sejak Bank memperoleh pengendalian atas Entitas Anak dan tidak lagi mengkonsolidasikan ketika Bank kehilangan pengendalian atas Entitas Anak. Aset, liabilitas, penghasilan dan beban dari Entitas Anak yang diakuisisi pada tahun tertentu disertakan dalam laporan keuangan konsolidasian sejak tanggal Bank memperoleh kendali sampai tanggal Bank tidak lagi mengendalikan Entitas Anak tersebut.

Kombinasi bisnis dicatat dengan menggunakan metode akuisisi. Imbalan yang diserahkan untuk akuisisi suatu entitas anak adalah sebesar nilai wajar aset yang diserahkan, saham yang diterbitkan atau liabilitas yang diakui pada tanggal akuisisi. Kelebihan jumlah imbalan yang dialihkan dan nilai wajar jumlah kepentingan non-pengendali atas jumlah aset teridentifikasi bersih yang diperoleh dan kewajiban yang timbul dicatat sebagai *goodwill.* Jika jumlah imbalan yang diserahkan lebih rendah dari nilai wajar aset bersih entitas anak yang diakuisisi, selisihnya diakui langsung dalam laporan laba rugi konsolidasian.

2. INFORMATION OF MATERIAL ACCOUNTING POLICIES (continued)

b. Principles of consolidation

The consolidated financial statements include the financial statements of Bank and all its Subsidiary that are controlled by Bank. Subsidiary are all entities (including structured entities) over which the Bank has control.

Where Subsidiary either began or ceased to be controlled during the year, the results of operations of those Subsidiary are included in the consolidated financial statements only from the date that the control has commenced or up to the date that the control has ceased.

Control is acquired when Bank is exposed or has rights to variable returns from its involvement with Subsidiary and has the ability to affect those returns through its power over Subsidiary.

Bank controls a Subsidiary if, and only if, Bank has the following:

a power over a Subsidiary (existing rights that provide the current ability to direct the relevant activities that significantly affect returns of a Subsidiary);
b exposure, or rights to variable returns from its involvement with the Subsidiary; and
c the ability to use its power over the Subsidiary to affect the amount of the Subsidiary's returns.

When the Bank has less than a majority of the voting or similar rights of a Subsidiary, the Bank considers all relevant facts and circumstances in assessing whether it has power over a Subsidiary, including:

i. The contractual arrangement with the other vote holders of the Subsidiary,
ii. Rights arising from other contractual arrangements, and
iii The Bank's voting rights and potential voting rights.

The Bank re-assesses whether or not it controls a Subsidiary if facts and circumstances indicate that there are changes to one or more of the three elements of control. Consolidation of a Subsidiary begins when the Bank obtains control over the Subsidiary and ceases when the Bank loses control of the Subsidiary. Assets, liabilities, income and expenses of a Subsidiary acquired during the year are included in the consolidated financial statements from the date the Bank obtains the control up to the date of the Bank ceases the control the Subsidiary.

The acquisition method is used to account for business combinations. The consideration transferred for the acquisition of a subsidiary is the fair value of the assets given, shares issued or liabilities incurred at the date of acquisition. The excess of the aggregate of the consideration transferred and the fair value of non-controlling interest over the net identifiable assets acquired and liabilities is recorded as goodwill. If this consideration is lower than the fair value of the net assets of the subsidiary acquired, the difference is recognized directly in the consolidated profit or loss.

2. INFORMASI KEBIJAKAN AKUNTANSI MATERIAL (lanjutan)

b. Prinsip konsolidasian (lanjutan)

Jika akuntansi awal untuk kombinasi bisnis belum selesai pada akhir periode pelaporan saat kombinasi terjadi, Bank melaporkan jumlah sementara untuk pos-pos yang proses akuntansinya belum selesai dalam laporan keuangannya. Selama periode pengukuran, pihak pengakuisisi menyesuaikan, aset atau liabilitas tambahan yang diakui, untuk mencerminkan informasi baru yang diperoleh tentang fakta dan keadaan yang ada pada tanggal akuisisi dan, jika diketahui, akan berdampak pada jumlah yang diakui pada tanggal tersebut.

Untuk setiap akuisisi, Bank mengakui kepentingan non-pengendali pada pihak yang diakuisisi baik sebesar nilai wajar atau sebesar bagian proporsional kepentingan non-pengendali atas aset bersih pihak yang diakuisisi. Kepentingan non-pengendali disajikan di ekuitas dalam laporan posisi keuangan konsolidasian, terpisah dari ekuitas pemilik entitas induk.

Biaya terkait akuisisi dibebankan pada saat terjadinya.

Seluruh saldo dan transaksi termasuk keuntungan/kerugian yang belum direalisasi antara Bank dan Entitas Anak yang signifikan dieliminasi untuk mencerminkan posisi keuangan dan hasil usaha konsolidasian Bank dan Entitas Anak sebagai satu kesatuan usaha.

Laporan keuangan konsolidasian disusun dengan menggunakan kebijakan akuntansi yang sama untuk peristiwa dan transaksi sejenis dalam kondisi yang sama. Apabila laporan keuangan Entitas Anak menggunakan kebijakan akuntansi yang berbeda dari kebijakan akuntansi yang digunakan dalam laporan keuangan konsolidasian, maka dilakukan penyesuaian yang diperlukan terhadap laporan keuangan Entitas Anak tersebut.

Kepentingan non-pengendali disajikan di ekuitas dalam laporan posisi keuangan konsolidasian dan dinyatakan sebesar proporsi pemegang saham non-pengendali atas laba tahun berjalan dan ekuitas Entitas Anak tersebut sesuai dengan persentase kepemilikan pemegang saham nonpengendali pada Entitas Anak tersebut.

c. Transaksi dan saldo dalam mata uang asing

Transaksi dalam mata uang asing dijabarkan ke mata uang rupiah dengan menggunakan kurs yang berlaku pada tanggal transaksi. Pada tanggal laporan posisi keuangan, aset dan liabilitas moneter dalam mata uang asing dijabarkan dengan menggunakan kurs yang berlaku pada tanggal laporan posisi keuangan konsolidasian.

Keuntungan dan kerugian selisih kurs yang timbul dari transaksi dalam mata uang asing dan dari penjabaran aset dan liabilitas moneter dalam mata uang asing diakui dalam laporan laba rugi dan penghasilan komprehensif lain konsolidasian tahun berjalan.

2. INFORMATION OF MATERIAL ACCOUNTING POLICIES (continued)

b. Principles of consolidation (continued)

If the initial accounting of a business combination is incomplete by the end of the reporting period in which the combination occurs, the Bank reports provisional amounts for the items for which the accounting is incomplete. Those provisional amounts are adjusted during the measurement period, or additional assets or liabilities are recognised, to reflect new information obtained about facts and circumstances that existed as of the acquisition date that, if known, would have affected the amount recognised as of that date.

The Bank recognizes any non-controlling interests in the acquiree on an acquisition by acquisition basis, either at fair value or at the non-controlling interest's proportionate share of the acquiree's net assets. Non-controlling interests are reported as equity in the consolidated statement of financial position, separate from the owner of the parent's equity.

Acquisition-related costs are expensed as incurred.

All significant balances and transactions, including unrealized gains/losses among the Bank and Subsidiary are eliminated to reflect the consolidated financial position and results of operations of Bank and its Subsidiary as a single entity.

The consolidated financial statements are prepared using uniform accounting policies for transactions and events in similar circumstances. If the Subsidiary financial statements use accounting policies different from those adopted in the consolidated financial statements, appropriate adjustments are made to the Subsidiary financial statements.

The non-controlling interest is presented in the equity of the consolidated statement of financial position and represents the noncontrolling stockholders' proportionate share in the income for the year and equity of the Subsidiary based on the percentage of ownership of the non-controlling stockholders in the Subsidiary.

c. Transaction and balances in foreign currency

Transactions denominated in foreign currencies are converted into rupiah at the exchange rates prevailing at the dates of the transactions. At the consolidated statement of financial position, monetary assets and liabilities denominated in foreign currencies are translated at the exchange rates prevailing at such date.

Exchange gains and losses arising from transactions denominated in foreign currencies and from the translation of monetary assets and liabilities denominated in foreign currencies are recognized in the consolidated statement of profit and loss and other comprehensive income for the current year.

2. INFORMASI KEBIJAKAN AKUNTANSI MATERIAL (lanjutan)

c. Transaksi dan saldo dalam mata uang asing (lanjutan)

Laba atau rugi kurs valuta asing atas aset dan liabilitas moneter merupakan selisih antara biaya perolehan diamortisasi dalam Rupiah pada awal tahun, disesuaikan dengan tingkat suku bunga efektif dan pembayaran selama tahun berjalan, dan biaya perolehan diamortisasi dalam valuta asing yang dijabarkan ke dalam Rupiah dengan menggunakan kurs pada akhir tahun.

Aset dan liabilitas non-moneter dalam mata uang asing dijabarkan dengan menggunakan kurs pada tanggal transaksi.

Berikut ini adalah kurs mata uang asing utama yang digunakan untuk penjabaran dalam Rupiah pada 31 Desember 2024 dan 2023 yang menggunakan kurs tengah berdasarkan Reuters (pukul 16.00 Waktu Indonesia Barat) (dalam Rupiah penuh).

2. INFORMATION OF MATERIAL ACCOUNTING POLICIES (continued)

c. Transaction and balances in foreign currency (continued)

The foreign currency gains or losses on monetary assets and liabilities are the difference between amortized cost in Rupiah at the beginning of the year, adjusted for effective interest rate and payments during the year, and the amortized cost in foreign currency translated into Rupiah using the exchange rate at the end of the year.

Non-monetary assets and liabilities denominated in foreign currencies are translated using the exchange rates prevailing at the transaction date.

Below are the major exchange rates used for translation into Rupiah as of December 31, 2024 and 2023 using the middle rates based on Reuters (at 4.00 p.m. Western Indonesian Time) (in full amount).

	2024	**2023**	
1 Poundsterling Inggris Raya	20.218	19.626	*Great Britain Poundsterling 1/Rp*
1 Euro Eropa	16.758	17.038	*European Euro 1/Rp*
1 Dolar Amerika Serikat	16.095	15.397	*United States Dollar 1/Rp*
1 Dolar Singapura	11.845	11.676	*Singapore Dollar 1/Rp*
1 Dolar Australia	10.013	10.521	*Australian Dollar 1/Rp*
1 Riyal Saudi Arabia	4.284	4.106	*Saudi Arabian Riyal 1/Rp*
1 Ringgit Malaysia	3.598	3.355	*Malaysian Ringgit 1/Rp*
1 Yuan China Renminbi	2.205	2.170	*Chinese Yuan Renminbi 1/Rp*
1 Dolar Hong Kong	2.073	1.970	*Hong Kong Dollar 1/Rp*
100 Yen Jepang	10.303	10.888	*Japanese Yen 100/Rp*

d. Perubahan pada pernyataan standar akuntansi keuangan dan interpretasi atas Pernyataan Standar Akuntansi Keuangan

Pada tanggal 1 Januari 2024, terdapat standar baru dan penyesuaian atau amendemen terhadap beberapa standar yang masih berlaku dan berlaku efektif sejak tanggal tersebut yaitu sebagai berikut:

- Kerangka Standar Pelaporan Keuangan Indonesia ("KSPKI") dan perubahan nomor PSAK dan ISAK dalam Standar Akuntansi Keuangan Indonesia. KSPKI mengatur pilar SAK yang berlaku di Indonesia, kriteria, dan perpindahan antar pilar SAK, sedangkan perubahan nomor mengatur ketentuan penomoran PSAK dan ISAK yang mengacu pada IFRS *Accounting Standards* , lokal dan syariah.

- Amendemen PSAK 201, "Penyajian Laporan Keuangan tentang Liabilitas Jangka Panjang dengan Kovenan". Amandemen ini diadopsi dari amandemen IAS 1, "*Presentation of Financial Statements: Non-Current Liabilities with Covenants* ". Amandemen ini mengatur bahwa hanya kovenan yang harus dipatuhi entitas pada atau sebelum tanggal pelaporan yang akan mempengaruhi klasifikasi liabilitas jangka pendek atau jangka panjang serta pengungkapannya.

- Amendemen PSAK 116, "Sewa tentang Liabilitas Sewa dalam Jual dan Sewa-Balik". Amendemen ini diadopsi dari IFRS 16, "*Lease: Lease Liability in a Sale and Leaseback* ". Amandemen ini mengatur pengukuran selanjutnya untuk aset hak guna dan liabilitas sewa dari transaksi jual dan sewa balik.

d. Changes to the statements of financial accounting standard and interpretations of the Statements of Financial Accounting Standard

On January 1, 2024 there were new standards and adjustments or amendments for several prevailing standards and effective since that date, as follows:

- *Indonesia Financial Reporting Standard Framework ("KSPKI") and amendement to PSAK and ISAK number. KSPKI regulate the PSAK pillars, criteria and shifting between pillars that apply in Indonesia, while amendement to PSAK and ISAK number determine the number for PSAK and ISAK which refering to IFRS Accounting Standards, local accounting standards and sharia accounting standards.*

- *Amendment to PSAK 201, "Presentation of Financial on Non-Current Liabilities with Covenants". This amendment adopts amendments to IAS 1 "Presentation of Financial Statements: Non-Current Liabilities with Covenants". This amendment regulates that only covenants that an entity must comply with on or before the reporting date will effect the classification of current on non-current liabilities and its disclosures.*

- *Amendment to PSAK 116, "Lease related to Lease Liability in a Sale and Leaseback". This amendment adopts amendments to IFRS 16 " Lease: Lease Liability in a Sale and Leaseback". This amendment regulates the subsequent measurement of right of use assets and lease liabilities in a sale and leaseback transaction.*

2. INFORMASI KEBIJAKAN AKUNTANSI MATERIAL (lanjutan)

d. Perubahan pada pernyataan standar akuntansi keuangan dan interpretasi atas Pernyataan Standar Akuntansi Keuangan (lanjutan)

- Amandemen PSAK 207, "Laporan Arus Kas" dan Amandemen PSAK 107, "Instrumen Keuangan: Pengungkapan tentang Pengaturan Pembiayaan Pemasok". Amandemen ini diadopsi dari IAS 7, "*Statement of Cash Flows*" dan IFRS 7, "*Financial Instruments: Disclosure - Supplier Finance Agreements*". Amandemen ini menjelaskan pengungkapan terkait pengaturan pembiayaan pemasok.
- Penyesuaian Tahunan 2024 atas PSAK 407, "Akuntansi *Ijarah*". Penyesuaian ini menyelaraskan dan menjaga konsistensi pengaturan untuk pengakuan pendapatan dan penyajian ijarah atas jasa secara tidak langsung.

Implementasi dari standar-standar tersebut tidak menghasilkan perubahan substansial terhadap kebijakan akuntansi Grup dan tidak memiliki dampak yang material terhadap laporan keuangan konsolidasian di periode berjalan atau tahun sebelumnya.

e. Aset dan liabilitas keuangan

Aset keuangan Grup terutama terdiri dari kas, giro pada Bank Indonesia, giro pada bank lain, penempatan pada Bank Indonesia dan bank lain, surat berharga, surat berharga yang dijual dengan janji dibeli kembali, tagihan *spot* dan derivatif, tagihan akseptasi, tagihan dari surat berharga yang dibeli dengan janji dijual kembali, tagihan lainnya, kredit yang diberikan dan piutang/pembiayaan syariah dan pendapatan bunga yang masih akan diterima.

Aset keuangan Grup terutama terdiri dari kas, giro pada Bank Indonesia, giro pada bank lain, penempatan pada Bank Indonesia dan bank lain, surat berharga, surat berharga yang dijual dengan janji dibeli kembali, tagihan *spot* dan derivatif, tagihan akseptasi, tagihan dari surat berharga yang dibeli dengan janji dijual kembali, tagihan lainnya, kredit yang diberikan dan piutang/pembiayaan syariah dan pendapatan bunga yang masih akan diterima.

Sesuai PSAK 109, terdapat 3 (tiga) klasifikasi pengukuran aset keuangan yaitu biaya perolehan diamortisasi, diukur pada nilai wajar melalui laba rugi (FVTPL) dan diukur pada nilai wajar melalui pendapatan komprehensif lainnya (FVOCI).

Aset keuangan diklasifikasikan menjadi kategori tersebut di atas berdasarkan model bisnis dimana aset keuangan tersebut dimiliki dan karakteristik arus kas kontraktualnya. Model bisnis merefleksikan bagaimana kelompok aset keuangan dikelola untuk mencapai tujuan bisnis tertentu.

Liabilitas keuangan Grup terutama terdiri dari simpanan dari nasabah, simpanan dari bank lain, liabilitas surat berharga yang dijual dengan janji dibeli kembali dan pinjaman yang diterima.

2. INFORMATION OF MATERIAL ACCOUNTING POLICIES (continued)

d. Changes to the statements of financial accounting standard and interpretations of the Statements of Financial Accounting Standard (continued)

- *Amendment to PSAK 207 "Statement of Cash Flows" and Amendment to PSAK 107 "Financial Instruments: Disclosures about Supplier Financing Arrangements". This amendment adopts amendments to IAS 7 "Statement of Cash Flows" and IFRS 7 "Financial Instruments: Disclosures - Supplier Finance Arrangements". This amendment clarifies disclosures related to supplier financing arrangements.*
- *2024 Annual Adjustment to PSAK 407 "Accounting for Ijarah". This adjustment harmonizes and maintains consistency in the arrangements for revenue recognition and presentation of ijarah for indirect services.*

The implementation of the above standards did not result in substantial changes to the Group's accounting policies and had no material impact to the consolidated consolidated financial statements for current or prior financial periods.

e. Financial assets and liabilities

The Group's financial assets mainly consist of cash, current accounts with Bank Indonesia, current accounts with other banks, placements with Bank Indonesia and other banks, receivables of spot and derivative, acceptable receivable, marketable securities, marketable securities sold under repurchased agreement, receivable from marketable securities purchased under resale agreement, other receivables, loans and sharia receivables/financing and interest receivables.

The Group's financial assets mainly consist of cash, current accounts with Bank Indonesia, current accounts with other banks, placements with Bank Indonesia and other banks, receivables of spot and derivative, acceptable receivable, marketable securities, marketable securities sold under repurchased agreement, receivable from marketable securities purchased under resale agreement, other receivables, loans and sharia receivables/financing and interest receivables.

In accordance with PSAK 109, there are 3 (three) measurement classifications for financial assets: amortized cost, fair value through profit or loss (FVTPL) and fair value through other comprehensive income (FVOCI).

Financial assets are classified into these categories based on the business model within which they are held and their contractual cash flow characteristics. The business model reflects how group of financial assets are managed to achieve particular business objective.

The Group's financial liabilities mainly consist of deposits from customers, deposits from other banks, liabilities of marketable securities sold under repurchase agreements and borrowings.

2. INFORMASI KEBIJAKAN AKUNTANSI MATERIAL (lanjutan)

e. Aset dan liabilitas keuangan (lanjutan)

1) Klasifikasi
Aset keuangan dapat diukur dengan biaya perolehan diamortisasi hanya jika memenuhi kedua kondisi berikut dan tidak ditetapkan sebagai FVTPL:
- Aset keuangan dikelola dalam model bisnis yang bertujuan untuk memiliki aset keuangan dalam rangka mendapatkan arus kas kontraktual; dan
- Persyaratan kontraktual dari aset keuangan tersebut memberikan hak pada tanggal tertentu atas arus kas yang diperoleh semata dari pembayaran pokok dan bunga (SPPI) dari jumlah pokok terutang.

Aset keuangan diklasifikasikan sebagai FVOCI jika memenuhi kondisi berikut:
- Aset keuangan dikelola dalam model bisnis yang bertujuan untuk mendapatkan arus kas kontraktual dan menjual aset keuangan; dan
- Persyaratan kontraktual dari aset keuangan tersebut memenuhi kriteria SPPI.

Aset keuangan lainnya yang tidak memenuhi persyaratan untuk diklasifikasikan sebagai aset keuangan yang diukur pada biaya perolehan diamortisasi atau FVOCI, diklasifikasikan sebagai FVTPL.
Aset keuangan tidak boleh direklasifikasi setelah pengakuan awal.

Liabilitas keuangan diklasifikasikan ke dalam kategori sebagai berikut pada saat pengakuan awal:
- Diukur pada nilai wajar melalui laba rugi, yang memiliki 2 (dua) sub-klasifikasi, yaitu liabilitas keuangan yang ditetapkan demikian pada saat pengakuan awal dan liabilitas keuangan dipersyaratkan diukur pada nilai wajar melalui laba rugi; dan

- Liabilitas keuangan lainnya merupakan liabilitas keuangan yang tidak dimiliki untuk dijual atau ditentukan sebagai nilai wajar melalui laba rugi saat pengakuan liabilitas.

2) Pengakuan dan pengukuran awal
Semua aset atau liabilitas keuangan pada saat pengakuan awal diukur sebesar nilai wajarnya ditambah biaya transaksi, kecuali untuk aset keuangan dan liabilitas keuangan yang diukur pada nilai wajar melalui laba rugi, dimana biaya transaksi diakui langsung dalam laba rugi.

Pembelian dan penjualan aset keuangan yang lazim (regular), diakui pada tanggal perdagangan dimana Grup memiliki komitmen untuk membeli atau menjual aset tersebut.
Semua aset dan liabilitas keuangan lainnya pada awalnya diakui pada tanggal perdagangan dimana Grup menjadi suatu pihak dalam ketentuan kontraktual instrumen tersebut.

2. INFORMATION OF MATERIAL ACCOUNTING POLICIES (continued)

e. Financial assets and liabilities (continued)

1) Classification
A financial asset is measured at amortized cost only if it meets both of the following conditions and is not designated as FVTPL:
- *The financial assets are managed in a business model which objective is to hold the asset to obtain contractual cash flows; and*
- *Its contractual terms of the financial assets provide rights on a specified date for cash flows obtained solely from payments of principal and interest (SPPI) on the principal amount outstanding.*

Financial assets are classified as FVOCI if they meet the following condition:
- *The financial assets are managed in a business model which objective is to obtain contractual cash flows and sell the financial asset; and*
- *The contractual requirements of the financial assets meet the SPPI criteria.*

Financial assets that do not meet the requirements to be classified as financial assets measured at amortized cost or FVOCI, are classified as FVTPL.

Financial assets are not permitted to be reclassified subsequently to their initial recognition.

Financial liabilities are classified into the following categories on initial recognition:
- *Fair value through profit or loss, which has 2 (two) sub-classifications, i.e. financial liabilities designated as such upon initial recognition and financial liabilities mandatorily classified as fair value through profit or loss; and*

- *Other financial liabilities pertain to financial liabilities that are not held for trading nor designated as at fair value through profit or loss upon recognition of the liability.*

2) Recognition and initial measurement
All financial assets or liabilities are measured initially at their fair value plus transaction costs, except for financial assets and financial liabilities measured at fair value through profit or loss, transaction costs are recognized directly in profit or loss.

Regular way purchases and sales of financial assets are recognized on the trade date at which the Group commits to purchase or sell those assets.

All other financial assets and liabilities are initially recognized on the trade date at which the Group becomes a party to the contractual provisions of the instrument.

2. INFORMASI KEBIJAKAN AKUNTANSI MATERIAL (lanjutan)

e. Aset dan liabilitas keuangan (lanjutan)

2) Pengakuan dan pengukuran awal (lanjutan)
Biaya transaksi hanya meliputi biaya-biaya yang dapat diatribusikan secara langsung untuk perolehan suatu aset keuangan atau penerbitan suatu liabilitas keuangan dan merupakan biaya tambahan yang tidak akan terjadi apabila instrumen keuangan tersebut tidak diperoleh atau diterbitkan. Untuk aset keuangan, biaya transaksi ditambahkan pada jumlah yang diakui pada awal pengakuan aset, sedangkan untuk liabilitas keuangan, biaya transaksi dikurangkan dari jumlah liabilitas yang diakui pada awal pengakuan liabilitas.

Biaya transaksi tersebut diamortisasi selama umur instrumen berdasarkan metode suku bunga efektif dan dicatat sebagai bagian dari pendapatan bunga untuk biaya transaksi sehubungan dengan aset keuangan atau sebagai bagian dari beban bunga untuk biaya transaksi sehubungan dengan liabilitas keuangan. Setelah pengakuan awal, Grup mengukur aset keuangan, sesuai dengan klasifikasi aset keuangan pada; (i) Biaya perolehan diamortisasi; (ii) Nilai wajar melalui penghasilan komprehensif lain; atau (iii) Nilai wajar melalui laba rugi.

Aset keuangan pada biaya perolehan diamortisasi diukur dengan menjumlahkan aset keuangan yang diukur saat pengakuan awal dikurangi pembayaran pokok, ditambah atau dikurangi dengan amortisasi kumulatif menggunakan metode bunga efektif yang dihitung dari selisih antara nilai awal dan nilai jatuh temponya dan disesuaikan dengan penyisihan kerugiannya.

Keuntungan atau kerugian akibat fluktuasi nilai wajar tidak diakui aset keuangan pada biaya perolehan diamortisasi.

Pendapatan bunga dihitung menggunakan metode bunga efektif yaitu dengan menerapkan suku bunga efektif atas jumlah tercatat bruto aset keuangan, kecuali untuk:

a. aset keuangan yang dibeli atau yang berasal dari aset keuangan memburuk. Untuk aset keuangan tersebut, Grup menerapkan suku bunga efektif yang disesuaikan dengan kredit atas biaya perolehan diamortisasi aset keuangan sejak pengakuan awal.
b. aset keuangan yang tidak dibeli atau yang berasal dari aset keuangan memburuk tetapi selanjutnya menjadi aset keuangan memburuk. Untuk aset keuangan tersebut, Grup menerapkan suku bunga efektif atas biaya perolehan diamortisasi aset keuangan di periode pelaporan selanjutnya.

Setelah pengakuan awal, Grup mengukur liabilitas keuangan, sesuai dengan klasifikasi aset keuangan pada: (i) Biaya perolehan diamortisasi; atau (ii) Nilai wajar melalui laba rugi.

Untuk liabilitas keuangan yang diukur pada laba rugi, keuntungan dan kerugian diakui pada laba rugi. Terdapat pengecualian pada kasus liabilitas keuangan ditetapkan sebagai FVTPL dimana perubahan risiko kredit liabilitas diakui pada penghasilan komprehensif lain dengan keuntungan dan kerugian lainnya diakui pada laba rugi.

2. INFORMATION OF MATERIAL ACCOUNTING POLICIES (continued)

e. Financial assets and liabilities (continued)

2) Recognition and initial measurement (continued)
Transaction costs include only those costs that are directly attributable to the acquisition of a financial asset or issuance of a financial liability and are incremental costs that would not have been incurred if the financial instruments had not been acquired or issued. In the case of financial assets, transaction costs are added to the amount recognized initially, while for financial liabilities, transaction costs are deducted from the amount of liability recognized initially.

Such transaction costs are amortized over the terms of the instruments based on the effective interest method and are recorded as part of interest income for transaction costs related to financial assets or interest expenses for transaction costs related to financial liabilities. After initial recognition, the Group measures financial assets, according to the classification of financial assets at (i) amortized cost; (ii) Fair value through other comprehensive income; or (iii) Fair value through profit or loss.

Financial assets at amortized cost are measured by adding up the financial assets measured at initial recognition minus principal payments, added or reduced by cumulative amortization using the effective interest method calculated from the difference between the initial value and the maturity value and adjusted for the allowance for losses.

Gains or losses due to fluctuations in fair value are not recognized financial assets at amortized cost.

Interest income is calculated using the effective interest method by applying an effective interest rate to the gross carrying amount of financial assets, except for:

a. financial assets purchased or originating from financial assets deteriorate. For these financial assets, the Group applies an effective interest rate adjusted by credit for the amortized cost of the financial assets from initial recognition.
b. financial assets that are not purchased or that originate from financial assets deteriorate but subsequently become financial assets deteriorate. For these financial assets, the Group applies an effective interest rate on the amortized cost of the financial assets in the next reporting period.

After initial recognition, the Group measures financial liabilities, according to the classification of financial assets at: (i) Amortized cost; or (ii) Fair value through profit or loss.

For financial liabilities measured at profit or loss, gains and losses are recognized in profit or loss. There are exceptions in the case of financial liabilities designated as FVTPL where changes in credit liability risks are recognized in other comprehensive income with other gains and losses recognized in profit or loss.

2. INFORMASI KEBIJAKAN AKUNTANSI MATERIAL (lanjutan)

e. Aset dan liabilitas keuangan (lanjutan)

2) Pengakuan dan pengukuran awal (lanjutan)
Setelah pengakuan awal, liabilitas keuangan yang diukur pada FVTPL diukur pada nilai wajarnya. Keuntungan atau kerugian yang timbul dari perubahan nilai wajar diakui dalam laba rugi.

3) Penghentian pengakuan
Grup menghentikan pengakuan aset keuangan pada saat hak kontraktual atas arus kas yang berasal dari aset keuangan tersebut kadaluwarsa atau pada saat Grup mentransfer seluruh hak untuk menerima arus kas kontraktual dari aset keuangan dalam transaksi dimana Grup secara substansial telah mentransfer seluruh risiko dan manfaat atas kepemilikan aset keuangan.

Setiap hak atau kewajiban yang timbul atau yang masih dimiliki oleh Grup diakui sebagai aset atau liabilitas secara terpisah.

Grup menghentikan pengakuan liabilitas keuangan pada saat kewajiban yang ditetapkan dalam kontrak dilepaskan atau dibatalkan atau kadaluarsa.

Dalam transaksi dimana Grup secara substansial tidak memiliki atau tidak mentransfer seluruh risiko dan manfaat atas kepemilikan aset keuangan, Bank menghentikan pengakuan aset tersebut jika Grup tidak lagi memiliki pengendalian atas aset tersebut. Hak dan kewajiban yang masih dimiliki dalam transfer tersebut diakui secara terpisah sebagai aset atau liabilitas. Dalam transfer dimana pengendalian atas aset masih dimiliki, Grup tetap mengakui aset yang ditransfer tersebut sebesar keterlibatan berkelanjutan Grup yang ditentukan dengan seberapa jauh Grup terekspos terhadap perubahan nilai aset yang ditransfer.

Grup menghapusbukukan aset keuangan dan cadangan kerugian penurunan nilai terkait pada saat Grup menentukan bahwa aset keuangan tersebut tidak dapat ditagih. Keputusan ini diambil setelah Bank melakukan berbagai upaya untuk memperoleh kembali aset keuangan tersebut serta mempertimbangkan informasi seperti telah terjadinya perubahan signifikan pada posisi keuangan debitur/penerbit aset keuangan sehingga debitur/penerbit aset keuangan tidak lagi dapat melunasi kewajibannya atau hasil penjualan agunan tidak akan cukup untuk melunasi seluruh eksposur yang diberikan.

4) Saling hapus
Aset keuangan dan liabilitas keuangan dapat saling hapus dan nilai bersihnya disajikan dalam laporan posisi keuangan konsolidasian jika, dan hanya jika, Grup memiliki hak yang dapat dipaksakan secara hukum untuk melakukan saling hapus atas jumlah yang telah diakui tersebut dan berniat untuk menyelesaikan secara neto atau untuk merealisasikan aset dan menyelesaikan liabilitasnya secara simultan.

Pendapatan dan beban disajikan dalam jumlah bersih hanya jika diperkenankan oleh standar akuntansi.

2. INFORMATION OF MATERIAL ACCOUNTING POLICIES (continued)

e. Financial assets and liabilities (continued)

2) Recognition and initial measurement (continued)
After initial recognition, financial liabilities at FVTPL are measured at its fair value. Gains or losses arising from a change in the fair value are recognized in profit or loss.

3) Derecognition
The Group derecognizes a financial asset when the contractual rights to the cash flows from the financial asset expire or when the Group transfers the rights to receive the contractual cash flows on the financial asset in a transaction in which substantially all the risks and rewards of ownership of the financial asset are transferred.

Any interest in transferred financial assets that is created or retained by the Group is recognized as a separate asset or liability.

The Group derecognizes a financial liability when its contractual obligations are discharged or cancelled or expired.

In transaction in which the Group neither retains nor transfers substantially all the risks and rewards of ownership of a financial asset, the Group derecognizes the asset if it does not retain control over the asset. The rights and obligations retained in the transfer are recognized separately as assets and liabilities as appropriate. In transfers in which control over the asset is retained, the Group continues to recognize the asset to the extent of its continuing involvement, determined by theextent to which it is exposed to changes in the value of the transferred asset.

The Group writes off financial assets and any related allowance for impairment losses when The Group determines that those financial assets are uncollectible. The decision is reached after Bank had undertaken various efforts to obtain back the financial asset as well as considering information such as the occurrence of significant changes in the financial position of borrower/financial asset issuer such that the borrower/financial asset issuer can no longer pay the obligation or that proceeds from collateral will not be sufficient to pay back the entire exposure.

4) Offsetting
Financial assets and financial liabilities are set off and the net amount is presented in the statement of financial position when, and only when, the Group has a legally enforceable right to set off the amounts and intends either to settle on a net basis or realize the asset and settle the liability simultaneously.

Income and expenses are presented on a net basis only when permitted by accounting standards.

2. INFORMASI KEBIJAKAN AKUNTANSI MATERIAL (lanjutan)

e. Aset dan liabilitas keuangan (lanjutan)

5) Pengukuran biaya perolehan diamortisasi
Biaya perolehan diamortisasi dari aset atau liabilitas keuangan adalah jumlah aset atau liabilitas keuangan yang diukur pada saat pengakuan awal, dikurangi pembayaran pokok, ditambah atau dikurangi dengan amortisasi kumulatif dengan menggunakan metode suku bunga efektif yang dihitung dari selisih antara nilai awal dan nilai jatuh temponya, dan untuk aset keuangan disesuaikan dengan cadangan kerugian kredit ekspektasian. Nilai tercatat bruto aset keuangan merupakan biaya perolehan diamortisasi aset keuangan sebelum disesuaikan dengan cadangan kerugian kredit ekspektasian.

Tingkat suku bunga efektif adalah suku bunga yang secara tepat mendiskontokan estimasi arus kas di masa datang selama perkiraan umur dari aset keuangan atau liabilitas keuangan (atau jika lebih tepat, digunakan periode yang lebih singkat), atas nilai tercatat bruto aset keuangan (ketika aset tidak mengalami penurunan nilai) atau pada biaya perolehan diamortisasi untuk liabilitas keuangan. Pada saat menghitung tingkat suku bunga efektif, Grup mengestimasi arus kas di masa datang dengan mempertimbangkan seluruh ketentuan kontraktual dalam instrumen keuangan tersebut (antara lain opsi pelunasan dipercepat), namun tidak mempertimbangkan kerugian kredit di masa mendatang. Untuk aset keuangan yang dibeli atau yang berasal dari aset keuangan memburuk, suku bunga efektif yang disesuaikan dengan risiko kredit dihitung dengan menggunakan arus kas di masa datang termasuk ECL.

Perhitungan suku bunga efektif mencakup biaya transaksi dan seluruh provisi yang dibayarkan atau diterima yang merupakan bagian tak terpisahkan dari suku bunga efektif.

6) Pengukuran nilai wajar
Nilai wajar adalah harga yang akan diterima untuk menjual suatu aset atau harga yang akan dibayar untuk mengalihkan suatu liabilitas dalam transaksi teratur *(orderly transaction)* antara pelaku pasar *(market participants)* pada tanggal pengukuran di pasar utama atau, jika tidak terdapat pasar utama, di pasar yang paling menguntungkan dimana Grup memiliki akses pada tanggal tersebut. Nilai wajar liabilitas mencerminkan risiko wanprestasinya.

Jika tersedia, Grup mengukur nilai wajar instrumen keuangan dengan menggunakan harga kuotasian di pasar aktif untuk instrumen tersebut. Suatu pasar dianggap aktif jika transaksi atas aset dan liabilitas terjadi dengan frekuensi dan volume yang memadai untuk menyediakan informasi penentuan harga secara berkelanjutan.

Jika harga kuotasian tidak tersedia di pasar aktif, Grup menggunakan teknik penilaian dengan memaksimalkan penggunaan input yang dapat diobservasi dan relevan dan meminimalkan penggunaan input yang tidak dapat diobservasi. Teknik penilaian yang dipilih menggabungkan semua faktor yang diperhitungkan oleh pelaku pasar dalam penentuan harga transaksi.

2. INFORMATION OF MATERIAL ACCOUNTING POLICIES (continued)

e. Financial assets and liabilities (continued)

5) Amortized cost measurement
The amortized cost of a financial asset or liability is the amount at which the financial asset or liability is measured at initial recognition, minus principal repayments, plus or minus the cumulative amortization using the effective interest method of any difference between the initial amount recognized and the maturity amount and adjusted for any expected credit loss allowance. The gross carrying amount of a financial asset is the amortized cost of a financial asset before adjusting for any expected credit loss allowance.

The effective interest rate is the rate that exactly discounts the estimated future cash flows through the expected life of the financial asset or financial liability (or, where appropriate, a shorter period), to the gross carrying amount of the financial asset (when the asset is not credit-impaired) or to the amortized cost of the financial liability. When calculating the effective interest rate, the Group estimates future cash flows considering all contractual terms of the financial instrument (for example prepayment options), but does not consider any future credit losses. For purchased or originated credit-impaired financial assets, a credit-adjusted effective interest rate is calculated using estimated future cash flows including ECL.

The calculation of the effective interest rate includes transaction costs and all fees paid or received that are an integral part of the effective interest rate.

6) Fair value measurement
Fair value is the price that would be received to sell an asset or paid to transfer a liability in an orderly transaction between market participants at the measurement date in the principal market or, in its absence, the most advantageous market to which the Group has access at that date. The fair value of a liability reflects its non-performance risk.

When available, the Group measures the fair value of a financial instrument using the quoted price in an active market for that instrument. A market is regarded as active if transactions for the asset or liability take place with sufficient frequency and volume to provide pricing information on an ongoing basis.

If there is no quoted price in an active market, then the Group uses valuation techniques that maximize the use of relevant observable inputs and minimize the use of unobservable inputs. The chosen valuation technique incorporates all of the factors that market participants would take into account in pricing a transaction.

2. INFORMASI KEBIJAKAN AKUNTANSI MATERIAL (lanjutan)

e. Aset dan liabilitas keuangan (lanjutan)

6) Pengukuran nilai wajar (lanjutan)
Bukti terbaik atas nilai wajar instrumen keuangan pada saat pengakuan awal adalah harga transaksi, yaitu nilai wajar dari pembayaran yang diberikan atau diterima. Jika Grup menetapkan bahwa nilai wajar pada pengakuan awal berbeda dengan harga transaksi dan nilai wajar tidak dapat dibuktikan dengan harga kuotasian di pasar aktif untuk aset atau liabilitas yang identik atau berdasarkan teknik penilaian yang hanya menggunakan data dari pasar yang dapat diobservasi, maka nilai wajar instrumen keuangan pada saat pengakuan awal disesuaikan untuk menangguhkan perbedaan antara nilai wajar pada saat pengakuan awal dan harga transaksi. Setelah pengakuan awal, perbedaan tersebut diakui dalam laba rugi berdasarkan umur dari instrumen tersebut namun tidak lebih lambat dari saat penilaian tersebut didukung sepenuhnya oleh data pasar yang dapat diobservasi atau saat transaksi ditutup.

Jika aset atau liabilitas yang diukur pada nilai wajar memiliki harga penawaran dan harga permintaan, maka Grup mengukur aset dan jangka panjang berdasarkan harga penawaran dan mengukur liabilitas dan jangka pendek berdasarkan harga permintaan.

Portofolio aset keuangan dan liabilitas keuangan yang diukur pada nilai wajar, yang terekspos risiko pasar dan risiko kredit yang dikelola oleh Grup berdasarkan eksposur netonya baik terhadap risiko pasar ataupun risiko kredit diukur berdasarkan harga yang akan diterima untuk menjual posisi net long (atau dibayar untuk mengalihkan posisi net short) untuk eksposur risiko tertentu.

Penyesuaian pada level portofolio tersebut dialokasikan pada aset dan liabilitas individual berdasarkan penyesuaian risiko relatif dari masing-masing instrumen individual di dalam portofolio.

f. Transaksi dengan pihak-pihak berelasi

Dalam menjalankan usahanya, Grup melakukan transaksi dengan pihak-pihak berelasi seperti yang didefinisikan dalam PSAK 224 tentang "Pengungkapan Pihak-pihak Berelasi".

Yang dimaksud dengan pihak yang berelasi adalah orang atau entitas yang berelasi dengan entitas pelapor sebagai berikut:

i. Orang atau anggota keluarga terdekat mempunyai relasi dengan entitas pelapor jika orang tersebut:
   a. memiliki pengendalian atau pengendalian bersama atas entitas pelapor;
   b. memiliki pengaruh signifikan atas entitas pelapor; atau
   c. personil manajemen kunci entitas pelapor atau entitas induk dari entitas pelapor.

2. INFORMATION OF MATERIAL ACCOUNTING POLICIES (continued)

e. Financial assets and liabilities (continued)

6) Fair value measurement (continued)
The best evidence of the fair value of a financial instrument at initial recognition is normally the transaction price, i.e., the fair value of the consideration given or received. If the Group determines that the fair value at initial recognition differs from the transaction price and the fair value is evidenced neither by a quoted price in an active market for an identical asset or liability nor based on a valuation technique that uses only data from observable markets, then the financial instrument is initially measured at fair value, adjusted to defer the difference between the fair value at initial recognition and the transaction price. Subsequently, that difference is recognized in profit or loss on an appropriate basis over the life of the instrument but no later than when the valuation is wholly supported by observable market data or the transaction is closed out.

If an asset or a liability measured at fair value has a bid price and an ask price, then the Group measures assets and long positions at a bid price and liabilities and short positions at an ask prices.

Portfolios of financial assets and financial liabilities measured at fair value, that are exposed to market risk and credit risk that are managed by the Group on the basis of the net exposure to either market or credit risk, are measured on the basis of a price that would be received to sell a net long position (or paid to transfer a net short position) for a particular risk exposure.

Those portfolio-level adjustments are allocated to the individual assets and liabilities on the basis of the relative risk adjustment of each of the individual instruments in the portfolio.

f. Transactions with related parties

In the normal course of its business, the Group enters into transactions with related parties which are defined under PSAK 224, "Related Party Disclosures".

The meaning of a related party is a person or entity that is related to a reporting entity as follow:

i. A person or a close member of that person's family is related to a reporting entity if that person:
   a. has control or joint control over the reporting entity;
   b. has significant influence over the reporting entity; or
   c. a member of the key management personnel of the reporting entity or of a parent of the reporting entity.

2. INFORMASI KEBIJAKAN AKUNTANSI MATERIAL (lanjutan)

f. Transaksi dengan pihak-pihak berelasi (lanjutan)

Yang dimaksud dengan pihak yang berelasi adalah orang atau entitas yang berelasi dengan entitas pelapor sebagai berikut: (lanjutan)

ii. Satu entitas berelasi dengan entitas pelapor jika memenuhi salah satu hal berikut:
   a. Entitas dan entitas pelapor adalah anggota dari kelompok usaha yang sama (artinya entitas induk, entitas anak, dan entitas anak berikutnya terkait dengan entitas lainnya);
   b. Satu entitas adalah entitas asosiasi atau ventura bersama dari entitas lain (atau entitas asosiasi atau ventura bersama yang merupakan anggota suatu kelompok usaha, yang tersebut adalah anggotanya);
   c. Kedua entitas tersebut adalah ventura bersama dari pihak ketiga yang sama;
   d. Satu entitas adalah ventura bersama dari entitas ketiga dan entitas yang lain adalah entitas asosiasi dari entitas ketiga;
   e. Entitas tersebut adalah suatu program imbalan pasca kerja untuk imbalan kerja dari salah satu entitas pelapor atau entitas yang terkait dengan entitas pelapor;
   f. Entitas yang dikendalikan atau dikendalikan bersama oleh orang yang diidentifikasi dalam huruf (a);
   g. Orang yang diidentifikasi dalam huruf (i). (a) memiliki pengaruh signifikan atas entitas atau personil manajemen kunci entitas (atau entitas induk dari entitas); atau
   h. Entitas atau anggota dari kelompok yang mana entitas merupakan bagian dari kelompok tersebut, menyediakan jasa personil manajemen kunci kepada entitas pelapor atau kepada entitas induk dari entitas pelapor.

Transaksi dengan pihak-pihak berelasi dilakukan dengan syarat dan kondisi yang sama dengan transaksi-transaksi dengan pihak ketiga. Transaksi yang dilakukan Bank telah memenuhi Peraturan Otoritas Jasa Keuangan (POJK) No.42/POJK.04/2020 tentang "Transaksi Afiliasi dan Transaksi Benturan Kepentingan".

Seluruh transaksi dan saldo yang material dengan pihak berelasi diungkapkan dalam catatan atas laporan keuangan konsolidasian yang relevan dan rinciannya disajikan dalam (Catatan 45).

g. Kas dan setara kas

Kas dan setara kas dalam laporan arus kas konsolidasian terdiri dari kas, giro pada Bank Indonesia dan bank lain, penempatan pada Bank Indonesia dan bank lain dan Sertifikat Bank Indonesia, yang jatuh tempo dalam waktu 3 (tiga) bulan sejak tanggal perolehan, sepanjang tidak digunakan sebagai jaminan atas pinjaman yang diterima serta tidak dibatasi penggunaannya.

h. Giro pada Bank Indonesia dan bank lain

Giro pada Bank Indonesia dan bank lain dinyatakan sebesar biaya perolehan diamortisasi menggunakan metode suku bunga efektif dikurangi penyisihan kerugian penurunan nilai. Giro pada Bank Indonesia dan bank lain diklasifikasikan sebagai biaya perolehan diamortisasi.

2. INFORMATION OF MATERIAL ACCOUNTING POLICIES (continued)

f. Transactions with related parties (continued)

The meaning of a related party is a person or entity that is related to a reporting entity as follow: (continued)

ii. An entity is related to the reporting entity if any of the following conditions applies:
   a. The entity and the reporting entity are members of the same Bank and its subsidiary (which means that each parent, subsidiary and fellow subsidiary is related to the others);
   b. One entity is an associate or joint venture of the other entity (or an associate or joint venture of a member of a Bank and its subsidiary of which the other entity is a member);
   c. Both entities are joint ventures of the same third party;
   d. One entity is a joint venture of a third entity and the other entity is an associate of the third entity;
   e. The entity is a post-employment benefit plan for the benefit of employees of either the reporting entity, or an entity related to the reporting entity;
   f. The entity is controlled or jointly controlled by a person identified in (a);
   g. A person identified in (i). (a) has significant influence over the entity or is a member of the key management personnel of the entity (or a parent of the entity); or
   h. The entity or any members of a Bank and its subsidiary of which it is a part, provides key management personnel service to the reporting entity or to the parent of the reporting entity.

Transactions with related parties are made on the same term and conditions as those transactions with third parties. All transaction done by Bank have complied with Financial Services Authority Regulation (POJK) No.42/POJK.04/2020 about "Affiliated Transactions and Conflict of Interest Transactions".

All material transactions and balances with related parties are disclosed in the relevant notes to the consolidated financial statements and the detail is presented in (Note 45).

g. Cash and cash equivalents

Cash and cash equivalents presented in the consolidated statements of cash flows consist of cash, current accounts with Bank Indonesia and other banks, placements with Bank Indonesia and other banks and Bank Indonesia Certificates Facility maturing within 3 (three) months from the acquisition date, and not used as collateral for borrowing and not restricted in use.

h. Current accounts with Bank Indonesia and other banks

Current accounts with Bank Indonesia and other banks are stated at amortized cost using the effective interest rate method less an allowance for impairment losses. Current accounts with Bank Indonesia and other banks are classified as amortized cost.

2. INFORMASI KEBIJAKAN AKUNTANSI MATERIAL (lanjutan)

i. Penempatan pada Bank Indonesia dan bank lain

Penempatan pada Bank Indonesia dan bank lain terdiri dari Fasilitas Simpanan Bank Indonesia (FASBI), Fasilitas Simpanan Bank Indonesia Syariah (FASBIS), *call money* dan deposito berjangka.

Penempatan pada Bank Indonesia dan bank lain dinyatakan sebesar biaya perolehan diamortisasi menggunakan metode suku bunga efektif dikurangi penyisihan kerugian penurunan nilai. Penempatan pada Bank Indonesia dan bank lain diklasifikasikan sebagai biaya perolehan diamortisasi.

j. Surat berharga

Surat berharga yang dimiliki terdiri dari Surat utang negara, obligasi korporasi, reksadana, Surat Keterangan Berdokumen Dalam Negeri (SKBDN), tagihan wesel ekspor, sertifikat investasi *mudharabah* antar bank, *Negotiable Certificate of Deposits* (NCD), sukuk, surat berharga pasar uang dan pasar modal lainnya.

Surat utang negara terdiri dari surat utang yang diterbitkan oleh Pemerintah Indonesia yang diperoleh melalui pasar perdana dan sekunder.

Surat-surat berharga pada awalnya disajikan sebesar nilai wajarnya. Setelah pengakuan awal, surat-surat berharga dicatat sesuai dengan kategorinya yaitu yang diukur pada nilai wajar melalui penghasilan komprehensif lain, investasi pada biaya perolehan diamortisasi atau berdasarkan nilai wajar melalui laba atau rugi.

Penilaian surat berharga didasarkan atas klasifikasinya sebagai berikut:

1) Surat berharga yang dicatat pada biaya perolehan yang diamortisasi menggunakan metode suku bunga efektif.
2) Surat berharga yang dimiliki untuk diperdagangkan dan yang ditetapkan pada nilai wajar melalui laba rugi pada saat pengakuan awal dinyatakan pada nilai wajar. Keuntungan dan kerugian yang timbul dari perubahan nilai wajar diakui dalam laporan laba rugi dan penghasilan komprehensif lain konsolidasian.
3) Surat berharga yang diklasifikasikan pada nilai wajar melalui penghasilan komprehensif lain dinyatakan pada nilai wajar. Pendapatan bunga diakui dalam laporan laba rugi dan penghasilan komprehensif lain konsolidasian menggunakan metode suku bunga efektif. Laba atau rugi selisih kurs atas surat berharga yang tersedia untuk dijual diakui pada laporan laba rugi dan penghasilan komprehensif lain konsolidasian.

Perubahan nilai wajar lainnya diakui secara langsung dalam ekuitas sampai dengan surat-surat berharga tersebut dijual atau mengalami penurunan nilai, dimana keuntungan dan kerugian kumulatif yang sebelumnya diakui dalam ekuitas harus diakui pada laporan laba rugi dan penghasilan komprehensif lain konsolidasian.

2. INFORMATION OF MATERIAL ACCOUNTING POLICIES (continued)

i. Placements with Bank Indonesia and other banks

Placement with Bank Indonesia and other banks consists of Bank Indonesia Deposit Facility (FASBI), Bank Indonesia Sharia Deposit Facilities (FASBIS), call money and time deposits.

Placements with Bank Indonesia and other banks are stated at amortized cost using the effective interest rate method less an allowance for impairment losses. Placements with Bank Indonesia and other banks are classified as amortized cost.

j. Marketable securities

Marketable securities consist of Government bonds, corporate bonds, mutual funds, domestic L/C, export bills receivable, interbank mudarabah investment certificate, Negotiable Certificate of Deposits (NCD), sukuk, other money market and capital market securities.

Government bonds are bonds issued by the Government of Indonesia acquired through the primary and secondary markets.

Marketable securities are initially measured at fair value. After the initial recognition, the marketable securities are recorded according to their category, i.e., fair value through other comprehensive income, amortized cost investments or at fair value through profit or loss.

The value of marketable securities is stated based on the classification as follows:

1) Amortized cost marketable securities are carried at amortized cost using the effective interest rate method.
2) Marketable securities classified as held-for-trading and designated at fair value through profit or loss on initial recognition are stated at fair value. Gains and losses from changes in fair value are recognized in the consolidated statements of profit or loss and other comprehensive income.
3) Marketable securities classified as fair value through other comprehensive income investments are stated at fair value. Interest income is recognized in the consolidated statements of profit or loss and other comprehensive income using the effective interest rate method. Foreign exchange gains or losses on available-for-sale marketable securities are recognized in the consolidated statements of profit or loss and other comprehensive income.

Other fair value changes are recognized directly in equity until the marketable securities are sold or impaired, whereby the cumulative gains and losses previously recognized in equity are recognized in the statements of profit or loss consolidated and other comprehensive income.

2. INFORMASI KEBIJAKAN AKUNTANSI MATERIAL (lanjutan)

j. Surat berharga (lanjutan)

Aset Keuangan *Sukuk*
Grup menerapkan PSAK 410 "Investasi *Sukuk*" yang mengatur mengenai pengakuan, pengukuran, penyajian, dan pengungkapan transaksi *sukuk ijarah* dan *sukuk mudharabah.*

1. Diukur pada biaya perolehan
   a. Investasi tersebut dimiliki dalam suatu model usaha yang bertujuan utama untuk memperoleh arus kas kontraktual dan terdapat persyaratan kontraktual dalam menentukan tanggal tertentu atas pembayaran pokok dan atau hasilnya.
   b. Biaya perolehan sukuk termasuk biaya transaksi.
   c. Selisih antara biaya perolehan dan nilai nominal diamortisasi secara garis lurus selama jangka waktu sukuk.
   d. Rugi penurunan nilai diakui jika jumlah terpulihkan lebih kecil dari jumlah tercatat dan disajikan sebagai rugi penurunan nilai di dalam laba rugi.

2. Diukur pada nilai wajar
   a. Nilai wajar ditentukan dengan mengacu pada urutan sebagai berikut:
      - Kuotasi harga di pasar aktif.
      - Harga yang terjadi dari transaksi terkini, apabila tidak ada kuotasi harga di pasar aktif.
      - Nilai wajar instrumen sejenis, apabila tidak ada kuotasi harga di pasar aktif, dan tidak ada harga yang terjadi dari transaksi terkini.
   b. Biaya perolehan sukuk tidak termasuk biaya transaksi.
   c. Selisih antara nilai wajar dan jumlah tercatat diakui dalam laba rugi.

k. Surat berharga yang dijual dengan janji dibeli kembali *(repo)* dan surat berharga yang dibeli dengan janji dijual kembali *(reverse repo)*

Surat berharga yang dijual dengan janji dibeli kembali *(repo)* disajikan sebagai liabilitas dalam laporan posisi keuangan konsolidasian sebesar harga pembelian kembali yang disepakati dikurangi selisih antara harga jual dan harga pembelian kembali yang disepakati. Selisih antara harga jual dan harga pembelian kembali yang disepakati tersebut diamortisasi dengan menggunakan metode suku bunga efektif sebagai beban bunga selama jangka waktu sejak surat berharga tersebut dijual hingga saat dibeli kembali.

Surat berharga yang dijual dengan janji dibeli kembali diklasifikasikan sebagai biaya perolehan diamortisasi.

Surat berharga yang dibeli dengan janji untuk dijual kembali *(reverse repo)* disajikan sebagai aset dalam laporan posisi keuangan konsolidasian sebesar harga beli ditambah dengan pendapatan bunga yang sudah diakui tapi belum diterima, dikurangi dengan cadangan kerugian penurunan nilai, jika diperlukan.

Pada pengukuran awal, surat berharga yang dibeli dengan janji dijual kembali *(reverse repo)* disajikan sebesar nilai wajar ditambah dengan biaya transaksi yang dapat diatribusikan secara langsung.

Surat berharga yang dibeli dengan janji dijual kembali *(reverse repo)* diklasifikasikan sebagai biaya perolehan diamortisasi.

2. INFORMATION OF MATERIAL ACCOUNTING POLICIES (continued)

j. Marketable securities (continued)

Sukuk Financial Assets
The Group applies PSAK 410 "Sukuk Investment" which regulate about recognition, measurement, presentation, and disclosure transaction of sukuk ijarah and sukuk mudharabah.

1. Measured at cost
   a. The investment is held in abusiness model whereby the primary goal is to obtain contractual cash flows and has contractual term in determining the specific date of principal payments and or the results.
   b. Sukuk acquisition cost includes transaction cost.
   c. The difference between the acquisition cost and the nominal value is amortized on a straightline basis over the period of the sukuk.
   d. Impairment loss is recognized if the recovable amount is less than the carrying amount and is presented as an impairment loss in the profit or loss.

2. Measured at fair value
   a. The fair value is determined withreference to the following order:
      - Price quotation in active market.
      - Price from the current transaction, if there is no available price quotations in an active market.
      - Fair value of similar instrument, if there is no available price quotations in an active market and no price from the current transaction.
   b. Sukuk acquisition cost does not include transaction cost.
   c. The difference between fair value and carrying value is presented in profit or loss.

k. Marketable securities sold under repurchase agreement (repo) and marketable securities purchased under resale agreement (reverse repo)

Marketable securities sold under repurchased agreements (repo) are presented as liabilities in the consolidated statement of financial position at the agreed repurchase price less the difference between the selling price and agreed repurchase price. The difference between the selling price and agreed repurchase price is amortised using effective interest method as interest expense over the period commencing from the selling date to the repurchase date.

Marketable securities sold under repurchased agreement are classified as amortized cost.

Marketable securities purchased under resale agreements (reverse repo) are presented as an asset in the consolidated statement of financial position at the purchase price added with interest income recognised but not yet received, less allowance for impairment losses, where appropriate.

Marketable securities purchased under resale agreement (reverse repo) are initially measured at fair value plus directly attributable transaction costs.

Marketable securities purchased under resale agreement (reverse repo) are classified as amortized cost.

2. INFORMASI KEBIJAKAN AKUNTANSI MATERIAL (lanjutan)

l. Instrumen keuangan derivatif

Dalam melakukan usaha bisnisnya, Grup melakukan transaksi instrumen keuangan derivatif seperti kontrak berjangka mata uang asing, *swap* mata uang asing, *swap* atas suku bunga, dan transaksi spot untuk mengelola eksposur pada risiko pasar seperti risiko mata uang dan risiko tingkat suku bunga.

Instrumen keuangan derivatif diakui di laporan posisi keuangan konsolidasian pada nilai wajar. Setiap kenaikan nilai wajar kontrak derivatif dicatat sebagai aset apabila memiliki nilai wajar positif dan sebagai liabilitas apabila memiliki nilai wajar negatif.

Tagihan dan liabilitas derivatif diklasifikasikan sebagai aset dan liabilitas keuangan yang diukur pada nilai wajar melalui laporan laba rugi. Keuntungan atau kerugian yang terjadi dari perubahan nilai wajar diakui dalam laporan laba rugi konsolidasian.

Nilai wajar instrumen derivatif ditentukan berdasarkan diskonto arus kas dan model penentu harga atau harga yang diberikan oleh broker *(quoted price)* atas atas instrumen lainnya yang memiliki karakteristik serupa.

Kontrak berjangka mata uang asing, *swap* mata uang asing dan *cross currency swap* dan tingkat suku bunga *swap* dilakukan untuk tujuan pendanaan dan perdagangan.

2. INFORMATION OF MATERIAL ACCOUNTING POLICIES (continued)

l. Derivative financial instruments

In the normal course of its business, the Group enters into transactions involving derivative financial instruments such as foreign currency forward contracts, foreign currency swaps, interest rate swaps, and spot transactions to manage exposures on market risk, such as currency risk and interest rate risk.

Derivatives financial instruments are recognized in the consolidated statement of financial position at fair value. Each increase in fair value derivative contract is carried as asset when the fair value is positive and as liability when the fair value is negative.

Derivatives receivable and payable are classified as financial assets and liabilities at fair value through profit or loss. Gains or losses resulting from fair value changes are recognized in the consolidated statement of profit or loss.

The fair value of derivative instruments is determined based on discounted cash flows and pricing models or quoted prices from brokers of other instruments with similar characteristic.

Foreign currency forward contracts, foreign currency swaps, and cross currency and interest rate swaps are for funding and trading purposes.

m. Tagihan lainnya

Tagihan lainnya terdiri dari tagihan transfer dan transaksi ATM antar bank dan lainnya. Akun ini diklasifikasikan sebagai biaya perolehan diamortisasi.

m. Other receivables

Other receivables consist of transfer receivable and inter-banks ATM transaction and other. This account is classified as amortized cost.

n. Kredit yang diberikan dan piutang/pembiayaan syariah

Kredit yang diberikan pada awalnya diukur pada nilai wajar ditambah dengan biaya transaksi yang dapat diatribusikan secara langsung dan merupakan biaya tambahan untuk memperoleh aset keuangan tersebut, dan setelah pengakuan awal diukur pada biaya perolehan diamortisasi menggunakan metode suku bunga efektif dikurangi dengan penyisihan kerugian penurunan nilai.

Kredit yang diberikan diklasifikasikan sebagai biaya perolehan diamortisasi.

Penerusan kredit yang diberikan dinyatakan sebesar pokok kredit yang diberikan.

Biaya yang dapat diatribusikan secara langsung dalam pengakuan kredit yang diberikan meliputi biaya provisi dan komisi.

Kredit yang diberikan termasuk piutang syariah, pendanaan *mudharabah* dan *musyarakah* serta piutang *qardh.*

Piutang syariah merupakan hasil dari transaksi jual beli berdasarkan perjanjian *murabahah* .

n. Loans and sharia receivables/financing

Loans are initially measured at fair value plus transaction costs that are attributable to obtaining the financial asset, and subsequently measured at their amortized cost using the effective interest rate method, net of allowance for impairment losses.

Loans are classified as amortized cost.

Channeling loans are stated at the principal amount.

Attributable costs to the recognition of loans comprises of provision and commissions.

Loans may include sharia receivables, mudharabah and musyarakah financing and qardh receivable.

Sharia receivables result from sale and purchase transactions based on murabahah agreements.

2. INFORMASI KEBIJAKAN AKUNTANSI MATERIAL (lanjutan)

n. Kredit yang diberikan dan piutang/pembiayaan syariah (lanjutan)

Murabahah adalah akad jual beli barang tertentu dengan harga ditentukan sebesar harga perolehan ditambah keuntungan yang disepakati dan Grup sebagai penjual harus mengungkapkan harga perolehan barang tersebut kepada pembeli (debitur). Piutang *murabahah* dinyatakan sebesar jumlah piutang setelah dikurangi dengan "marjin yang ditangguhkan" yang belum direalisasikan dan penyisihan kerugian.

Mudharabah adalah kontrak kerjasama usaha antara pemilik dana *(shahibul maal)* dan manajer pendanaan *(mudharib)* berdasarkan rasio pendapatan atau keuntungan dan kerugian yang ditentukan sebelumnya. Piutang *mudharabah* pada awalnya diukur pada nilai wajar diamortisasi menggunakan metode margin efektif dikurangi dengan cadangan kerugian penurunan nilai.

Biaya transaksi yang dapat diatribusikan secara langsung dan merupakan pendapatan dan biaya tambahan untuk memperoleh aset keuangan tersebut diamortisasi menggunakan metode margin efektif dikurangi dengan cadangan kerugian penurunan nilai.

Musyarakah adalah akad kerjasama yang terjadi diantara para pemilik modal (mitra *musyarakah*) untuk menggabungkan modal dan melakukan usaha secara bersama dalam suatu kemitraan, dengan nisbah pembagian hasil atau kerugian sesuai dengan kesepakatan atau secara proporsional sesuai kontribusi modal.

Qardh adalah pinjam meminjam dana tanpa imbalan yang diperjanjikan dengan liabilitas pihak peminjam mengembalikan pokok pinjaman secara sekaligus atau cicilan dalam jangka waktu tertentu.

Kredit yang direstrukturisasi disajikan sebesar nilai yang lebih rendah antara nilai tercatat kredit pada tanggal restrukturisasi atau nilai tunai penerimaan kas masa depan setelah restrukturisasi. Kerugian akibat selisih antara nilai tercatat kredit pada tanggal restrukturisasi dengan nilai tunai penerimaan kas masa depan setelah restrukturisasi diakui dalam laporan laba rugi dan penghasilan komprehensif lain konsolidasian. Setelah restrukturisasi, semua penerimaan kas masa depan yang ditetapkan dalam persyaratan baru dicatat sebagai pengembalian pokok kredit yang diberikan dan pendapatan bunga sesuai dengan syarat-syarat restrukturisasi.

Kredit yang diberikan dihapusbukukan ketika tidak terdapat prospek yang realistis mengenai pengembalian di masa datang dan semua jaminan telah diupayakan untuk direalisasi atau sudah diambil alih. Kredit yang tidak dapat dilunasi dihapusbukukan dengan mendebet cadangan kerugian penurunan nilai. Pelunasan kemudian atas kredit yang telah dihapusbukukan sebelumnya, jika pada periode berjalan dikreditkan ke cadangan kerugian penurunan nilai di laporan posisi keuangan konsolidasian, jika setelah tanggal laporan posisi keuangan konsolidasian dikreditkan sebagai pendapatan operasional lainnya dalam laporan laba rugi dan penghasilan komprehensif lain konsolidasian.

2. INFORMATION OF MATERIAL ACCOUNTING POLICIES (continued)

n. Loans and sharia receivables/financing (continued)

Murabahah is an agreement to buy and sell certain products at acquisition cost plus a certain margin to be agreed by both the buyer and seller and the Group as the seller is required to disclose the acquisition cost to the buyer. Murabahah receivables are stated at the amount of receivables less unrealized deferred margin and allowance for losses.

Mudharabah is a business cooperation contract between the owner of the funds (shahibul maal) and fund managers (mudharib) based on the ratio of income or gains and losses are predetermined. Mudharabah receivables are initially measured at fair value is amortized using the effective margin method less any allowance for impairment losses.

Transaction costs that are directly attributable and an income and additional costs to acquire the financial asset is amortized using the effective margin method less any allowance for impairment losses.

Musyarakah is an agreement between the investors (musyarakah partners) to enter into a joint-venture in the form of a partnership with revenue or profit and loss sharing based on an agreement or capital contribution proportion.

Qardh is a loan/borrowing funds without any agreed consideration wherein the borrower has the obligation to return the principal of the loan at lump sum or on installment over a certain period.

Restructured loans are stated at the lower of carrying value of the loan at the time of restructuring or net present value of the total future cash receipts after restructuring. Losses arising from any excess of the carrying value of the loan at the time of restructuring over the net present value of the total future cash receipts after restructuring are recognized in the consolidated statement of profit or loss and other comprehensive income. Thereafter, all cash receipt under the new terms shall be accounted for as the recovery of principal and interest income. In accordance with the restructuring scheme.

Loans are written-off when there are no realistic prospects of future recovery and all collateral have been realized or have been foreclosed. When loans are deemed uncollectible, they are written-off against the related allowance for impairment losses. Subsequent recoveries of loans written-off are credited to the allowance for impairment losses in the consolidated statements of financial position, if recovered in the current year and are recognized in the consolidated statement of profit or loss and other comprehensive income as other operating income, if recovered after the statement of consolidated financial position date.

2. INFORMASI KEBIJAKAN AKUNTANSI MATERIAL (lanjutan)

o. Identifikasi dan pengukuran kerugian penurunan nilai

Aset produktif terdiri dari giro pada bank lain, penempatan pada Bank Indonesia dan bank lain, surat berharga, surat berharga yang dijual dengan janji dibeli kembali *(repo),* surat berharga yang dibeli dengan janji dijual kembali *(reverse repo),* kredit yang diberikan, tagihan lainnya dan komitmen dan kontinjensi.

Komitmen dan kontinjensi pada transaksi rekening administratif, antara lain terdiri dari namun tidak terbatas pada penerbitan jaminan, *letter of credit, standby letter of credit* dan fasilitas kredit yang belum digunakan.

Penurunan nilai aset keuangan
PSAK 109 mengharuskan cadangan kerugian diakui sebesar kerugian kredit ekspektasian *(Expected Credit Loss/ECL)* 12 bulan (12-*month* ECL) atau kerugian kredit ekspektasian sepanjang umur aset keuangan (*lifetime* ECL). *Lifetime* ECL adalah kerugian kredit ekspektasian yang berasal dari semua kemungkinan kejadian gagal bayar sepanjang umur ekspektasian suatu instrumen keuangan, sedangkan ECL 12 bulan adalah porsi dari kerugian kredit ekspektasian yang berasal dari kemungkinan kejadian gagal bayar dalam 12 bulan setelah tanggal pelaporan.

Bank mengakui cadangan kerugian untuk ECL pada instrumen keuangan berikut yang tidak diukur pada FVTPL:
- Aset keuangan yang merupakan instrument utang;
- Kontrak jaminan keuangan yang diterbitkan; dan
- Komitmen pinjaman diberikan.

Pada setiap tanggal pelaporan, Bank akan mengukur cadangan kerugian instrumen keuangan sejumlah kerugian kredit ekspektasian sepanjang umur *(lifetime)* instrumen keuangan, jika risiko kredit atas instrumen keuangan tersebut telah meningkat secara signifikan sejak pengakuan awal. Bank akan mengakui cadangan kerugian sejumlah *lifetime* ECL, kecuali dalam kondisi berikut, dimana cadangan kerugian sejumlah ECL 12 bulan yang akan diakui:

- Instrumen keuangan dengan risiko kredit rendah atau ekuivalen dengan tingkat risiko negara Republik Indonesia; dan
- Risiko kredit instrumen keuangan yang belum meningkat secara signifikan sejak pengakuan awal.

Ketentuan-ketentuan penurunan nilai menurut PSAK 109 adalah kompleks dan memerlukan pertimbangan-pertimbangan, estimasi-estimasi dan asumsi-asumsi manajemen, terutama untuk area-area berikut ini:
- Evaluasi apakah risiko kredit dari suatu instrumen telah meningkat secara signifikan sejak pengakuan awal; dan
- Memasukkan informasi yang bersifat *forward looking* dalam pengukuran ECL.

Bank menganggap sekuritas investasi pemerintah dalam mata uang Rupiah dan dana yang ditempatkan pada Bank Indonesia memiliki risiko kredit yang rendah, karena pokok dan bunga investasi pemerintah tersebut dijamin oleh pemerintah dan tidak ada kerugian yang pernah terjadi. Bank tidak menerapkan pengecualian risiko kredit yang rendah untuk instrumen keuangan lainnya.

2. INFORMATION OF MATERIAL ACCOUNTING POLICIES (continued)

o. Identification and measurement of impairment losses

Earning assets consist of current accounts with other banks, placements with Bank Indonesia and other banks, marketable securities, marketable securities sold under purchased agreement (repo), marketable securities purchased under resale agreement (reverse repo), loans, other receivable and commitments and contingencies.

Commitments and contingencies are off-balance sheet transactions which include but are not limited to issued guarantees, letters of credit, standby letters of credit and unused loan facilities.

Impairment of financial assets
PSAK 109 requires a loss allowance to be recognized at an amount equal to either 12-month Expected Credit Loss or lifetime ECLs. Lifetime ECLs are the ECLs that result from all possible default events over the expected life of a financial instrument, whereas 12-month ECLs are the portion of ECLs that result from default events that are possible within the 12 months after reporting date.

The Bank recognizes loss allowances for ECL on the following financial instruments that are not measured at FVTPL:
- *Financial assets that are debt instruments;*
- *Financial guarantee contracts issued; and*
- *Loan commitments issued.*

At each reporting date, the Bank shall measure the loss allowance for a financial instrument at an amount equal to the lifetime credit losses, if the credit risk on that financial instrument has increased significantly since initial recognition. The Bank will recognize loss allowances at an amount equal to lifetime ECLs, except in the following cases, for which the amount recognized will be 12-month ECLs:

- *The financial instruments with low credit risk when its credit risk rating is equivalent to the sovereign risk rating of Republic of Indonesia; and*
- *Financial instruments for which credit risk has not increased significantly since initial recognition.*

The impairment requirements of PSAK 109 are complex and require management judgments, estimates and assumptions, particularly in the following areas:

- *Assessing whether the credit risk of an instrument has increased significantly since initial recognition; and*
- *Incorporating forward-looking information into the measurement of ECLs.*

The Bank considers an IDR denominated government investment securities and funds placed with Bank Indonesia are having low credit risk, since the principal and interest of government bond are guaranteed by the government and there is no historical loss experience. The Bank does not apply the low credit risk exemption to any other financial instruments.

2. INFORMASI KEBIJAKAN AKUNTANSI MATERIAL (lanjutan)

o. Identifikasi dan pengukuran kerugian penurunan nilai (lanjutan)

ECL 12 bulan adalah bagian dari ECL yang dihasilkan dari kejadian gagal bayar pada instrumen keuangan yang mungkin terjadi dalam 12 bulan setelah tanggal pelaporan. Instrumen keuangan yang diakui dari ECL 12 bulan disebut sebagai "instrumen keuangan tahap 1".

Kerugian kredit ekspektasian sepanjang umur aset keuangan adalah kerugian kredit ekspektasian yang dihasilkan dari semua kejadian gagal bayar yang mungkin terjadi selama perkiraan umur instrumen keuangan. Instrumen keuangan yang diakui dari kerugian kredit ekspektasian sepanjang umur aset keuangan tetapi tidak mengalami penurunan nilai kredit disebut sebagai "instrumen keuangan tahap 2".

Pengukuran ECL
ECL adalah estimasi kemungkinan kerugian kredit berdasarkan probabilitas tertimbang. ECL diukur sebagai berikut:

- Aset keuangan yang tidak mengalami penurunan nilai pada tanggal pelaporan: sebesar nilai kini dari seluruh kekurangan kas (yaitu perbedaan antara arus kas terutang sesuai dengan kontrak dan arus kas yang diperkirakan akan diterima oleh Bank);
- Aset keuangan yang mengalami penurunan nilai kredit pada tanggal pelaporan: sebagai perbedaan antara nilai tercatat bruto dan nilai kini dari estimasi arus kas masa depan;
- Komitmen pinjaman yang belum ditarik: sebagai nilai kini dari selisih antara arus kas kontraktual terutang kepada Bank jika komitmen direalisasi menjadi pinjaman dan arus kas yang diperkirakan akan diterima oleh Bank; dan
- Kontrak jaminan keuangan: pembayaran yang diperkirakan akan dibayarkan kepada pemegang kontrak jaminan keuangan dikurangi jumlah yang diperkirakan dapat dipulihkan oleh Bank.

Aset keuangan yang mengalami penurunan nilai kredit
Pada setiap tanggal pelaporan, Bank menilai apakah aset keuangan yang dicatat pada biaya perolehan diamortisasi dan aset keuangan dalam bentuk efek utang yang dicatat pada FVOCI mengalami penurunan nilai kredit (disebut sebagai "aset keuangan tahap 3"). Aset keuangan mengalami penurunan nilai ketika satu atau lebih peristiwa yang memiliki dampak buruk pada perkiraan arus kas masa depan dari aset keuangan telah terjadi.

Berikut adalah rangkuman data yang dapat diobservasi sebagai bukti bahwa aset keuangan mengalami penurunan nilai:

- Kesulitan keuangan yang signifikan dari debitur atau
- Pelanggaran kontrak seperti gagal bayar atau tunggakan;
- Restrukturisasi pinjaman oleh Bank dengan ketentuan yang Bank tidak akan pertimbangkan sebelumnya;
- Kemungkinan bahwa peminjam akan mengalami kebangkrutan atau reorganisasi keuangan lainnya; atau
- Hilangnya dari pasar aktif suatu efek dikarenakan kesulitan keuangan.

2. INFORMATION OF MATERIAL ACCOUNTING POLICIES (continued)

o. Identification and measurement of impairment losses (continued)

12-month ECL is the portion of ECL resulted from default events on a financial instrument that are possible within the 12 months after the reporting date. Financial instruments for which a 12-month ECL is recognized are referred to as "Stage 1 financial instruments".

Life-time ECL is the ECL resulted from all possible default events over the expected life of the financial instrument. Financial instruments for which a lifetime ECL is recognized but which are not credit-impaired are referred to as "Stage 2 financial instruments".

Measurement of ECL
ECL is a probability-weighted estimate of credit losses. It is measured as follows:

- *Financial assets that are not credit-impaired at the reporting date: as the present value of all cash shortfalls (i.e. the difference between the cash flows due to the entity in accordance with the contract and the cash flows that the Bank expects to receive);*
- *Financial assets that are credit-impaired at the reporting date: as the difference between the gross carrying amount and the present value of estimated future cash flows;*
- *Undrawn loan commitments: as the present value of the difference between the contractual cash flows that are due to the Bank if the commitment is drawn-down and the cash flows that the Bank expects to receive; and*
- *Financial guarantee contracts: the expected payments to reimburse the holder less any amounts that the Bank expects to recover.*

Credit impaired financial assets
At each reporting date, the Bank assesses whether financial assets carried at amortized cost and debt financial assets carried at FVOCI are credit-impaired (referred to as "Stage 3 financial assets"). A financial asset is "credit-impaired" when one or more events that have a detrimental impact on the estimated future cash flows of the financial asset have occurred.

Evidence that a financial asset is credit-impaired includes the following observable data:

- *Significant financial difficulty of the borrower or issuer;*
- *A breach of contract such as a default or past due event;*
- *The restructuring of loan by the Bank on terms that the Bank would not consider otherwise;*
- *It is becoming probable that the borrower will enter bankruptcy or other financial reorganization; or*
- *The disappearance of an active market for a securities because of financial difficulties.*

2. INFORMASI KEBIJAKAN AKUNTANSI MATERIAL (lanjutan)

o. Identifikasi dan pengukuran kerugian penurunan nilai (lanjutan)

Aset keuangan yang mengalami penurunan nilai kredit (lanjutan)
Pinjaman yang telah dinegosiasikan ulang karena memburuknya kondisi peminjam biasanya dianggap mengalami penurunan nilai kredit, kecuali ada bukti bahwa risiko tidak menerima arus kas kontraktual berkurang secara signifikan dan tidak ada indikator penurunan nilai lainnya. Selain itu, pinjaman ritel yang jatuh tempo selama 90 hari atau lebih dianggap mengalami penurunan nilai kredit meskipun definisi gagal bayar menurut peraturan berbeda.

Penyajian cadangan ECL dalam laporan posisi keuangan konsolidasian
Cadangan kerugian untuk ECL disajikan dalam laporan posisi keuangan konsolidasian sebagai berikut ini:

- Aset keuangan diukur pada biaya perolehan diamortisasi: sebagai pengurang dari nilai tercatat bruto aset;
- Komitmen pinjaman dan kontrak jaminan keuangan: umumnya, sebagai provisi;
- Jika instrumen keuangan mencakup komponen yang telah ditarik dan yang belum ditarik, dan Bank tidak dapat mengidentifikasi ECL pada komponen komitmen pinjaman secara terpisah dari komponen yang telah ditarik: Bank menyajikan cadangan kerugian gabungan untuk kedua komponen. Jumlah gabungan cadangan kerugian disajikan sebagai pengurang dari nilai tercatat bruto komponen yang telah ditarik. Kelebihan dari cadangan kerugian atas nilai tercatat komponen yang telah ditarik disajikan sebagai provisi; dan
- Instrumen utang diukur pada FVOCI: tidak ada cadangan kerugian diakui sebagai pengurang nilai tercatat aset keuangan karena nilai tercatat dari aset-aset ini adalah pada nilai wajar. Namun, cadangan kerugian kredit diakui sebagai bagian dari cadangan nilai wajar dalam penghasilan komprehensif lain.

Penghapusan
Pinjaman dan efek utang dihapuskan (baik sebagian atau seluruhnya) ketika tidak ada harapan yang wajar untuk memulihkan aset keuangan secara keseluruhan atau sebagian. Hal ini biasanya terjadi ketika Bank memastikan bahwa debitur tidak memiliki aset atau sumber pendapatan yang dapat menghasilkan arus kas yang cukup untuk membayar jumlah pinjaman yang akan dihapusbukukan. Penilaian ini dilakukan pada tingkat aset individu.

Pemulihan atas jumlah pinjaman yang sebelumnya dihapusbukukan termasuk dalam "pendapatan lain-lain" dalam laporan laba rugi dan penghasilan komprehensif lain konsolidasian.

Aset keuangan yang dihapusbukukan masih diusahakan penagihannya sesuai prosedur Bank untuk pemulihan jumlah yang terutang.

Peningkatan risiko kredit secara signifikan
Dalam PSAK 109, ketika menentukan apakah risiko kredit atas suatu instrumen keuangan telah meningkat secara signifikan sejak pengakuan awal, Bank akan mempertimbangkan informasi yang wajar dan terdukung yang relevan dan tersedia tanpa biaya atau upaya yang berlebihan, termasuk informasi kuantitatif dan kualitatif dan analisa berdasarkan pengalaman masa lalu Bank, penilaian kredit dan informasi yang bersifat *forward-looking.*

2. INFORMATION OF MATERIAL ACCOUNTING POLICIES (continued)

o. Identification and measurement of impairment losses

Credit impaired financial assets (continued)
A loan that has been renegotiated due to a deterioration in the borrower's condition is usually considered to be credit-impaired, unless there is evidences that the risk of not receiving contractual cash flows has reduced significantly and there are no other indicators of impairment. In addition, a retail loan that is overdue for 90 days or more is considered credit-impaired even when the regulatory definition of default is different.

Presentation of allowance for ECL in the consolidated statement of financial position
Loss allowances for ECL are presented in the consolidated statement of financial position as follows:

- *Financial assets measured at amortized cost: as a deduction from the gross carrying amount of the assets;*
- *Loan commitments and financial guarantee contracts: generally, as a provision;*
- *Where a financial instrument includes both a drawn and an undrawn component, and the Bank cannot identify the ECL on the loan commitment component separately from those on the drawn component: the Bank presents a combined loss allowance for both components. The combined amount is presented as a deduction from the gross carrying amount of the drawn component. Any excess of the loss allowance over the gross carrying amount of the drawn component is presented as a provision; and*
- *Debt instruments measured at FVOCI: no loss allowance is recognized as deduction to the carrying amount of the financial asset due to the carrying amount of these assets is their fair value. However, the credit loss allowance is recognized as part of fair value reserve in other comprehensive income.*

Write-off
Loans and debt securities are written off (either partially or in full) when there is no reasonable expectation of recovering a financial asset in its entirety or a portion thereof. This is generally the case when the Bank determines that the borrower does not have assets or sources of income that could generate sufficient cash flows to repay the amounts subject to the write-off. This assessment is carried out at the individual asset level.

Recoveries of amounts previously written-off are included in "other income" in the consolidated statement of profit or loss and other comprehensive income.

Financial assets that are written-off could still be subject to enforcement activities in order to comply with the Bank's procedures for recovery of amounts due.

Significant increase in credit risk
Under PSAK 109, when determining whether the credit risk of a financial instrument has increased significantly since initial recognition, The Bank will consider reasonable and supportable information that is relevant and available without undue cost or effort, including both quantitative and qualitative information and analysis based on the Bank historical experience, credit assessment and forward-looking information.

2. INFORMASI KEBIJAKAN AKUNTANSI MATERIAL (lanjutan)

o. Identifikasi dan pengukuran kerugian penurunan nilai (lanjutan)

Peningkatan risiko kredit secara signifikan (lanjutan)
Analisa apakah risiko kredit telah meningkat secara signifikan sejak pengakuan awal instrumen keuangan memerlukan identifikasi tanggal pengakuan awal dari instrumen tersebut.

Bank telah membentuk kerangka yang memasukkan informasi kuantitatif dan kualitatif untuk menentukan apakah risiko kredit dari suatu instrumen keuangan telah meningkat secara signifikan sejak pengakuan awal. Kerangka ini sejalan dengan internal proses manajemen risiko kredit Bank. Kriteria untuk menentukan apakah risiko kredit telah meningkat secara signifikan akan bervariasi berdasarkan portofolio.

Sebagai batas, sesuai dengan yang disyaratkan oleh PSAK 109, Bank menentukan kenaikan risiko kredit secara signifikan pada portofolio ritel terjadi pada saat aset telah tertunggak lebih dari 30 hari.

Input yang digunakan untuk pengukuran ECL
Input utama yang digunakan untuk pengukuran ECL adalah variabel berikut:
- *Probability of Default (PD);*
- *Loss Given Default (LGD)* ; dan
- *Exposure At Default (EAD).*

Peringkat risiko kredit akan menjadi masukan utama untuk menentukan PD atas eksposur. Bank akan menggunakan model statistik untuk menganalisa data yang telah dikumpulkan dan menghasilkan estimasi PD sepanjang sisa umur dari eskposur dan bagaimana perubahan ekspektasian akan terjadi dalam suatu kurun waktu. Analisa ini akan termasuk identifikasi dan kalibrasi atas hubungan antara perubahan tingkat gagal bayar dan perubahan faktor utama makro ekonomi, sebagai contohnya: tingkat inflasi, pertumbuhan Produk Domestik Bruto (PDB), suku bunga acuan dan tingkat pengangguran.

Konsep dari LGD adalah menggabungkan semua pemulihan dari proses penagihan yang telah selesai menjadi tingkat kerugian yang mencerminkan biaya penagihan dan nilai waktu atas tingkat kerugian. Data pemulihan yang dikumpulkan adalah jumlah pemulihan yang diterima oleh Bank dari akun *non-performing loan* yang telah dihapusbukukan atau telah lunas dibayar/diselesaikan.

EAD merupakan eksposur ekspektasian pada saat terjadi gagal bayar. Bank akan mendapatkan nilai EAD berdasarkan eksposur terhadap pihak lawan saat ini dan kemungkinan perubahan terhadap eksposur saat ini berdasarkan kontrak, termasuk amortisasi dan pelunasan dipercepat. EAD dari aset keuangan adalah nilai tercatat bruto saat gagal bayar. Untuk komitmen pinjaman dan kontrak jaminan keuangan, nilai EAD akan mempertimbangkan jumlah yang telah ditarik, dan potensial jumlah yang akan ditarik di masa depan atau dibayarkan sesuai dengan kontrak.

2. INFORMATION OF MATERIAL ACCOUNTING POLICIES (continued)

o. Identification and measurement of impairment losses (continued)

Significant increase in credit risk (continued)
Assessing whether credit risk has increased significantly since initial recognition of financial instrument requires identifying the date of initial recognition of the instrument.

The Bank has established a framework that incorporates both quantitative and qualitative information to determine whether the credit risk on a financial instrument has increased significantly since initial recognition. The framework aligns with the Bank's internal credit risk management process. The criteria for determining whether credit risk has increased significantly will vary by portfolio.

As a limit, and as required by PSAK 109, the Bank consider that a significant increase in credit risk of retail portfolio occurs when an asset is more than 30 days past due.

Input into measurement of ECLs
The key inputs into the measurement of ECLs are the following variables:
- *Probability of Default (PD)*
- *Loss Given Default (LGD); and*
- *Exposure At Default (EAD).*

Credit risk grades will be a primary input into the determination of the term structure of PD for exposures. The Bank will employ statistical models to analyze the data collected and generate estimates of the remaining lifetime PD of exposures and how these are expected to change as a result of the passage of time. This analysis will include the identification and calibration of relationships between changes in default rates and changes in key macro-economic factors, for example: CPI inflation, real Gross Domestic Products (GDP) growth, benchmark interest rates and unemployment rate.

The concept of LGD is incorporating all recoveries from a completed collection process into loss rate which would reflect the collection cost and the time value on loss rate. The data of recoveries are collected based on recoveries received by the Bank from the non-performing loan account that has been written-off or fully repaid/settled.

EAD represents the expected exposure in the event of a default. The Bank will derive the EAD from the current exposure to the counterparty and potential changes to the current amount allowed under the contract, including amortization, and prepayments. The EAD of a financial asset will be the gross carrying amount at default. For lending commitments and financial guarantees, the EAD will consider the amount drawn, as well as potential future amounts that may be drawn or repaid under the contract.

2. INFORMASI KEBIJAKAN AKUNTANSI MATERIAL (lanjutan)

o. Identifikasi dan pengukuran kerugian penurunan nilai (lanjutan)

Penurunan nilai atas aset non-produktif
Penyesuaian atas penyisihan penghapusan aset non-produktif dicatat dalam periode dimana penyesuaian tersebut diketahui atau dapat ditaksir secara wajar. Termasuk di dalam penyesuaian ini adalah penambahan penyisihan penghapusan aset non-produktif maupun pemulihan aset non-produktif yang telah dihapusbukukan sebelumnya.

Aset non-produktif dihapusbukukan dengan mengurangi penyisihan penghapusan yang bersangkutan apabila menurut manajemen aset tersebut tidak mungkin dipulihkan lagi.

Penyisihan kerugian aset produktif dan aset non-produktif - produk perbankan Syariah
Entitas Anak dan Unit Usaha Syariah membentuk penyisihan kerugian atas aset produktif dan aset non-produktif berdasarkan penelaahan manajemen terhadap kualitas aset produktif dan aset non-produktif tersebut pada tiap akhir tahun, evaluasi manajemen atas prospek usaha, kinerja keuangan dan kemampuan membayar setiap debitur. Serta mempertimbangkan juga hal-hal lain seperti klasifikasi berdasarkan hasil pemeriksaan Otoritas Jasa Keuangan, klasifikasi yang ditetapkan oleh bank umum lainnya atas aset produktif yang diberikan oleh lebih dari satu bank dan ketersediaan laporan keuangan debitur yang telah diaudit.

Untuk tujuan evaluasi penurunan nilai kolektif atas piutang dan pembiayaan yang diberikan sebagaimana diwajibkan oleh Bank Indonesia sesuai dengan Surat Edaran Bank Indonesia No.15/26/DPbS tanggal 10 Juli 2013, PSAK 402 dan Surat Otoritas Jasa Keuangan (OJK) No.S-159/PB.13/2014 tertanggal 3 Desember 2014, perihal tanggapan atas usulan ASBISINDO, untuk penerapan pertama kali PSAK 402 dan PAPSI (revisi 2013). Grup menerapkan ketentuan transisi penurunan nilai secara kolektif dengan menggunakan estimasi yang didasarkan pada ketentuan Bank Indonesia yang berlaku Penilaian Kualitas Aktiva Bank Umum yang Melaksanakan Kegiatan Usaha Berdasarkan Prinsip Syariah.

Dalam evaluasi penurunan nilai terhadap piutang *murabahah* dilakukan secara periodik pada setiap tanggal laporan keuangan konsolidasian, untuk memastikan metodologi dan asumsi yang digunakan dapat diandalkan, serta meminimalkan perbedaan antara estimasi jumlah kerugian dengan jumlah kerugian aktual.

Penyisihan kerugian penurunan nilai secara individual dihitung dengan menggunakan metode diskonto arus kas *(discounted cash flows).* Piutang murabahah yang telah mengalami penurunan nilai dicatat berdasarkan jumlah yang didiskonto *(discounted value)* dan bukan berdasarkan nilai buku, karena tidak akan dapat diperoleh kembali seluruh jumlah piutang *murabahah* yang telah diberikan kepada debitur. Jumlah yang didiskonto *(discounted value)* diperoleh dengan mengestimasi arus kas masa datang (mencakup pembayaran pokok dan marjin) didiskonto menggunakan marjin efektif.

2. INFORMATION OF MATERIAL ACCOUNTING POLICIES (continued)

o. Identification and measurement of impairment losses (continued)

Impairment of non-productive assets
Adjustments to the allowance for losses on non-productive assets are reported in the year that such adjustments become known or can be reasonably estimated. These adjustments include additional allowance for losses as well as recoveries of previously written-off non-productive assets.

Non-productive assets are written-off against the respective allowance for losses when management believes that the recoverability of those assets is unlikely.

Allowance for possible losses of earning assets and non-earning assets - Sharia banking product
The Subsidiary and Sharia Business Unit has provided the allowance for possible losses on earning assets and non-earning assets based on management's review of the quality of these earning assets and non-earning assets at the end of each year, and management evaluation of every debtor's business prospect, financial performance and repayment ability. Moreover, the allowance also considers other things such as classification based on Financial Services Authority audit results, classification determined by either commercial banks on earning assets provided by more than one bank and availability of debtor's audited financial statements.

For the purpose of evaluating the collective impairment on receivables and financing, as required by Bank Indonesia based on Circular Letter Bank Indonesia No.15/26/DPbS dated July 10, 2013, PSAK 402 and Financial Services Authority's letter No.S-159/PB.13/2014 dated December 3, 2014, concerning the respond of ASBISINDO's proposal, in adopting of PSAK 402 and PAPSI (revised 2013). The Group applies the transition rule for collective impairment with the calculation based on the applicable Bank Indonesia's regulation on the Quality Rating of assets of Commercial Bank which conduct Business Based on Sharia Principles.

The evaluation of impairment of murabahah receivables is done periodically on every consolidated financial statement date, to ensure methodology and assumptions are reliable, and to reduce difference between estimated losses amount and actual losses amount.

Allowance for impairment losses is calculated individually by using discounted cash flows method. Murabahah receivables that has been impaired is recognized based on amount that are discounted (discounted value) and not based on net book value, because the amount of murabahah receivables that had been given to debtors are unable to be fully recovered. The amount of discounted value is obtained by estimating the future cash flows (includes payment of principles and margin) that is discounted at effective margin.

2. INFORMASI KEBIJAKAN AKUNTANSI MATERIAL (lanjutan)

o. Identifikasi dan pengukuran kerugian penurunan nilai (lanjutan)

Penyisihan kerugian aset produktif dan aset non-produktif - produk perbankan Syariah (lanjutan)
Sedangkan penyisihan kerugian penurunan nilai atas aset keuangan yang dinilai secara kolektif berdasarkan pengalaman kerugian yang lalu *(historical loss experience). Historical loss experience* disesuaikan menggunakan dasar data yang dapat diobservasi untuk mencerminkan efek dari kondisi saat ini terhadap Grup dan menghilangkan efek dari masa lalu yang sudah tidak berlaku saat ini.

Bank menggunakan *roll rate analysis method* untuk menilai penyisihan kerugian penurunan nilai aset. Bank menggunakan data historis selama 3 (tiga) tahun dalam perhitungan *Probability of Default* (PD) dan menggunakan data historis selama 3 (tiga) tahun untuk *Loss Given Default* (LGD).

Pengelompokan karakteristik risiko pembiayaan digolongkan berdasarkan pembiayaan murabahah dan dilakukan evaluasi *(loan review)* setiap 1 (satu) tahun sekali.

Dalam menentukan penyisihan kerugian (selain piutang *murabahah)* dan peringkat kualitas aset, Entitas Anak dan Unit Usaha Syariah menerapkan PBI No.8/21/PBI/2006 tanggal 5 Oktober 2006 yang mana dalam pasal-pasal tertentu telah diubah dengan PBI No.9/9/2007 tanggal 18 November 2007 dan PBI No.10/24/PBI/2008 tanggal 16 Oktober 2008 serta PBI No.13/13/PBI/2011 tanggal 24 Maret 2011 tentang Penilaian Kualitas Aset Bank Umum yang melaksanakan Kegiatan Usaha Berdasarkan Prinsip Syariah dalam menentukan kerugian penurunan nilai.

Penyisihan kerugian minimum atas aset produktif adalah sebagai berikut:

2. INFORMATION OF MATERIAL ACCOUNTING POLICIES (continued)

o. Identification and measurement of impairment losses (continued)

Allowance for possible losses of earning assets and non-earning assets - Sharia banking product (continued)
Allowance for impairment losses on financial assets are collectively evaluated on the basis of historical loss experience. Historical loss experience is adjusted on the basis of current observable data to reflect the effects of current conditions affecting the Group and to remove the past effects of conditions in the historical period that no longer valid.

The Bank uses roll rate analysis method to assess the allowance for impairment losses. The Bank uses historical data in the 3 (three) years in calculating the Probability of Default (PD) and also using those 3 (three) years of historical data to compute for the Loss Given Default (LGD).

The classification characteristics of risk loan is classified based on Bank Wide murabahah financing and is evaluated every 1 (one) year.

In determining the allowance for losses (except murabahah receivables) and asset quality rating, the Subsidiary and Sharia Business Unit applies PBI No.8/21/PBI/2006 dated October 5, 2006 wherein certain articles have been amended by PBI No.9/9/2007 dated November 18, 2007 and PBI No.10/24/PBI/2008 dated October 16, 2008 and No.13/13/PBI/2011 dated March 24, 2011 regarding Asset Quality Rating for Commercial Banks Conducting Business Based on Sharia Principles for determination of impairment losses.

Minimum allowance for possible losses on earning assets is as follows:

	Persentase minimum penyisihan kerugian/ *Minimum percentage of allowance for impairment losses*	
Lancar *)	Minimum 1%	*Current* *)
Dalam perhatian khusus	Minimum 5%	*Special mention*
Kurang lancar	Minimum 15%	*Sub-standard*
Diragukan	Minimum 50%	*Doubtful*
Macet	100%	*Loss*

*) Di luar Fasilitas Simpanan Bank Indonesia Syariah, Sertifikat Bank Indonesia Syariah dan surat berharga yang diterbitkan Pemerintah berdasarkan prinsip syariah aset produktif dengan agunan tunai.

*) *Excluding Deposit Facilities of Bank Indonesia Sharia, Certificates of Bank Indonesia Sharia and marketable securities sharia and earning assets secured by cash collateral.*

Penyisihan khusus terhadap kredit bermasalah dihitung berdasarkan kemampuan debitur dalam membayar utang. Penyisihan khusus dibentuk ketika timbul keraguan akan kemampuan debitur dalam membayar dan menurut pertimbangan manajemen, estimasi jumlah yang akan diperoleh kembali dari debitur berada di bawah jumlah pokok dan bunga kredit yang belum terbayar.

Specific provisions for non-performing loans were calculated based on the borrower's debt servicing capacity. Specific provisions were made as soon as the debt servicing of the loan is questionable and management considers that the estimated recovery from the borrower was likely to fall short from the amount of principal and interest outstanding.

2. INFORMASI KEBIJAKAN AKUNTANSI MATERIAL (lanjutan)

o. Identifikasi dan pengukuran kerugian penurunan nilai (lanjutan)

Penyisihan kerugian penurunan nilai aset non-keuangan
Aset yang memiliki masa manfaat yang tidak terbatas - misalnya *goodwill* atau aset takberwujud yang belum siap digunakan - tidak diamortisasi namun diuji penurunan nilainya setiap tahun, atau lebih sering apabila terdapat peristiwa atau perubahan pada kondisi yang mengindikasikan kemungkinan penurunan nilai. Aset yang diamortisasi diuji ketika terdapat indikasi bahwa nilai tercatatnya mungkin tidak dapat dipulihkan. Penurunan nilai diakui jika nilai tercatat aset melebihi jumlah terpulihkan. Jumlah terpulihkan adalah yang lebih tinggi antara nilai wajar aset dikurangi biaya untuk menjual dan nilai pakai aset. Dalam menentukan penurunan nilai, aset dikelompokkan pada tingkat yang paling rendah di mana terdapat arus kas masuk yang dapat diidentifikasi, yang sebagian besar tidak tergantung pada arus masuk kas dari aset lain atau kelompok aset (unit penghasil kas). Aset non-keuangan selain *goodwill* yang mengalami penurunan nilai diuji setiap tanggal pelaporan untuk menentukan apakah terdapat kemungkinan pemulihan penurunan nilai.

Pemulihan rugi penurunan nilai, untuk aset selain *goodwill,* diakui jika, dan hanya jika, terdapat perubahan estimasi yang digunakan dalam menentukan jumlah terpulihkan aset sejak pengujian penurunan nilai terakhir kali. Pembalikan rugi penurunan nilai tersebut diakui segera dalam laba rugi, kecuali aset yang disajikan pada jumlah revaluasian sesuai dengan PSAK lain. Rugi penurunan nilai yang diakui atas *goodwill* tidak dibalik lagi.

p. Biaya dibayar dimuka
Biaya dibayar dimuka diamortisasi selama masa manfaat masing-masing biaya dengan menggunakan metode garis lurus.

q. Penyertaan saham
Penyertaan saham terdiri dari investasi jangka panjang terutama pada perusahaan non-publik dan penyertaan sementara hasil restrukturisasi kredit pada perusahaan debitur yang timbul akibat konversi kredit yang diberikan.

Penyertaan saham untuk tujuan investasi dengan kepemilikan di bawah 20% dan tidak terdapat pengaruh signifikan merupakan aset keuangan yang diklasifikasikan sebagai nilai wajar melalui laba rugi atau biaya perolehan diamortisasi. Lihat Catatan 2e untuk kebijakan akuntansi atas nilai wajar melalui laba rugi dan biaya perolehan diamortisasi.

r. Aset tetap

Aset tetap, kecuali tanah, dicatat sebesar harga perolehan dikurangi akumulasi penyusutan. Biaya perolehan termasuk biaya penggantian bagian aset tetap saat biaya tersebut terjadi, jika memenuhi kriteria pengakuan. Selanjutnya, pada saat inspeksi yang signifikan dilakukan, biaya inspeksi itu diakui ke dalam jumlah tercatat *("carrying amount")* aset tetap sebagai suatu penggantian jika memenuhi kriteria pengakuan. Semua biaya pemeliharaan dan perbaikan yang tidak memenuhi kriteria pengakuan diakui dalam laporan laba rugi dan penghasilan komprehensif lain konsolidasian pada saat terjadinya.

2. INFORMATION OF MATERIAL ACCOUNTING POLICIES (continued)

o. Identification and measurement of impairment losses (continued)

Allowance for impairment losses on non-financial assets
Assets that have an indefinite useful life - for example, goodwill or intangible assets not ready for use - are not subject to amortisation but tested annually for impairment, or more frequently if events or changes in circumstances indicate that they might be impaired. Assets that are subject to amortisation are reviewed for impairment whenever events or changes in circumstances indicate that the carrying amount may not be recoverable. An impairment loss is recognised for the amount by which the asset's carrying amount exceeds its recoverable amount. The recoverable amount is the higher of an asset's fair value less costs to sell and value in use. For the purposes of assessing impairment, assets are grouped at the lowest levels for which there are separately identifiable cash inflows, which are largely independent of the cash inflows from other assets or group of assets (cash generating units). Non-financial assets other than goodwill that suffer impairment are reviewed for possible reversal of the impairment at each reporting date.

Reversal on impairment loss for assets other than goodwill would be recognised if, and only if, there has been a change in the estimates used to determine the asset's recoverable amount since the last impairment test was carried out. Reversal on impairment losses will be immediately recognised on profit or loss, except for assets measured using the revaluation model as required by other PSAK. Impairment losses relating to goodwill would not be reversed.

p. Prepaid expenses
Prepaid expenses are amortized over the beneficial periods using the straight-line method.

q. Investment in shares
Investments in shares represent long-term investments mostly in non-publicly-listed companies and temporary investments from loan restructuring in debtor companies arising from conversion of loans.

Investments in shares under 20% and with no significant control are financial assets classified as fair value through profit/loss or amortised cost. Refer to Note 2e for the accounting policy for fair value through profit/loss or amortised cost.

r. Fixed assets

Fixed assets, except land, are recorded at cost less accumulated depreciation. Such cost includes the cost of replacing part of fixed assets when that cost is incurred, if the recognition criteria are met. Likewise, when a major inspection is performed, its cost is recognized in the carrying amount of fixed assets as a replacement if the recognition criteria are satisfied. All other repairs and maintenance costs that do not meet the recognition criteria are recognized in the consolidated statements of profit or loss and other comprehensive income as incurred.

2. INFORMASI KEBIJAKAN AKUNTANSI MATERIAL (lanjutan)

r. Aset tetap (lanjutan)

Biaya pengurusan hak legal atas tanah ketika tanah diperoleh pertama kali diakui sebagai bagian dari biaya perolehan tanah. Biaya perpanjangan atau pembaruan hak legal atas tanah dibebankan dalam laba rugi konsolidasian pada saat terjadinya karena nilainya tidak material.

Golongan bangunan disusutkan dengan menggunakan metode garis lurus *(straight-line method)* berdasarkan taksiran masa manfaat ekonomis 20 (dua puluh) tahun. Aset tetap lainnya disusutkan berdasarkan taksiran masa manfaat ekonomis aset yang berkisar antara 4 (empat) sampai dengan 8 (delapan) tahun dengan menggunakan metode saldo menurun ganda *(double-declining balance method)* bagi Bank, dan metode garis lurus *(straight-line method)* untuk Entitas Anak. Pengaruh perbedaan metode penyusutan tersebut tidak material terhadap laporan keuangan konsolidasian. Untuk semua aset tetap, Grup menetapkan nilai residu nihil untuk perhitungan penyusutan.

Peralatan kantor terdiri dari perabotan dan perlengkapan, instalasi, perangkat lunak dan perangkat keras komputer, peralatan komunikasi dan peralatan kantor lainnya.

Tanah awalnya dinyatakan berdasarkan harga perolehan dan tidak disusutkan. Setelah pengakuan awal, tanah diukur pada nilai wajar pada tanggal revaluasi dikurangi akumulasi rugi penurunan nilai setelah tanggal revaluasi. Penilaian terhadap tanah dilakukan oleh penilai yang memiliki kualifikasi profesional, dan dilakukan secara berkala untuk memastikan bahwa jumlah tercatat tanah tidak berbeda secara material dengan jumlah yang ditentukan dengan menggunakan nilai wajarnya pada akhir periode pelaporan (Catatan 16).

Kenaikan nilai tercatat yang timbul dari revaluasi dicatat sebagai “Surplus Revaluasi Aset Tetap”, dan disajikan dalam penghasilan komprehensif lain. Namun, kenaikan tersebut diakui dalam laba rugi hingga sebesar jumlah penurunan nilai aset yang sama akibat revaluasi yang pernah dilakukan sebelumnya dalam laba rugi. Penurunan nilai tercatat yang timbul dari revaluasi diakui dalam laba rugi.

Jumlah tercatat aset tetap dihentikan pengakuannya pada saat dilepaskan atau saat tidak ada manfaat ekonomis masa depan yang diharapkan dari penggunaan atau pelepasannya. Laba atau rugi yang timbul dari penghentian pengakuan aset (dihitung sebagai perbedaan antara jumlah neto hasil pelepasan dan jumlah tercatat dari aset) dimasukkan dalam laporan laba rugi dan penghasilan komprehensif lain konsolidasian pada tahun aset tersebut dihentikan pengakuannya.

Aset tetap dievaluasi kemungkinan penurunan nilainya jika terjadi peristiwa atau perubahan keadaan yang mengindikasikan bahwa nilai tercatatnya tidak dapat seluruhnya dipulihkan.

Pada setiap akhir tahun buku, nilai residu, umur manfaat dan metode penyusutan direview, dan jika sesuai dengan keadaan, disesuaikan secara prospektif. Pada saat inspeksi yang signifikan dilakukan, biaya inspeksi itu diakui ke dalam jumlah tercatat *(carrying amount)* aset tetap sebagai suatu penggantian jika memenuhi kriteria pengakuan. Semua biaya pemeliharaan dan perbaikan yang tidak memenuhi kriteria pengakuan diakui dalam laporan laba rugi konsolidasian pada saat terjadinya.

2. INFORMATION OF MATERIAL ACCOUNTING POLICIES (continued)

r. Fixed assets (continued)

Costs relating to the acquisition of legal titles on the land rights are recognised as part of acquisition cost of land. The costs of extension or renewal of legal titles on the land rights are charged to consolidated profit or loss as incurred because the amount is not material.

Buildings are depreciated using the straight-line method over their estimated useful lives of 20 (twenty) years. Other fixed assets are depreciated over their estimated useful lives ranging from 4 (four) to 8 (eight) years using the double-declining balance method for the Bank, and straight-line method for Subsidiary. The effect of such different depreciation method is not material to the consolidated financial statements. For all fixed assets, the Group has determined residual values to be “nil” for the calculation of depreciation.

Office equipment consists of furniture and fixtures, installation, computer software and hardware, communication and other office equipment.

Land initially stated at cost and is not depreciated. After initial recognition, land is measured at fair value on the date of the revaluation less any accumulated impairment losses after the date of revaluation. Assessment of the land is done by assessors who have professional qualifications, and are conducted regularly to ensure that the carrying amount of land does not differ materially from the amount determined using fair value at the end of the reporting period (Note 16).

The increase in the carrying amount arising from the revaluation is recorded as "Surplus Revaluation of Fixed Assets", and are presented in other comprehensive income. However, the increase is recognized in profit or loss up to the amount of impairment of the similar assets due to revaluation that was done before in profit or loss. The decrease in the carrying amount arising from the revaluation is recognized in profit or loss.

Carrying amount of fixed assets is derecognized upon disposal or when no future economic benefits are expected from its use or disposal. Any gain or loss arising on derecognition of the asset (calculated as the difference between the net disposal proceeds and the carrying amount of the asset) is included in the consolidated statement of profit or loss and other comprehensive income in the year the asset is derecognized.

Fixed assets are reviewed for impairment when events or changes in circumstances indicate that the carrying values may not be fully recoverable.

At each financial year end, the assets’ residual values, useful lives and methods of depreciation are reviewed, and adjusted prospectively as appropriate. When a significant inspection of the asset is performed, the cost of inspection is capitalized as part of the replacement cost of the asset’s carrying amount, if the criteria for recognition are met. All maintenance and repair costs which do not fulfill the capitalization criteria, are recognized in the consolidated statement of profit or loss upon occurrence.

2. INFORMASI KEBIJAKAN AKUNTANSI MATERIAL (lanjutan)

r. Aset tetap (lanjutan)

Aset dalam penyelesaian dinyatakan sebesar harga perolehan. Akumulasi biaya perolehan akan dipindahkan ke masing-masing aset tetap pada saat pekerjaan selesai dan aset tersebut siap untuk digunakan.

Semua biaya dan beban yang terjadi sehubungan dengan perolehan hak atas tanah, diakui sebagai biaya perolehan hak atas tanah. Biaya pengurusan legal hak atas tanah ketika tanah diperoleh pertama kali diakui sebagai bagian dari biaya perolehan aset tanah. Biaya pengurusan perpanjangan atau pembaruan legal hak atas tanah diakui sebagai aset tak berwujud dan diamortisasi sepanjang umur hukum hak atau umur ekonomis tanah, mana yang lebih pendek.

Pada tanggal permulaan kontrak, Grup menilai apakah kontrak merupakan atau mengandung sewa. Suatu kontrak merupakan atau mengandung sewa jika kontrak tersebut memberikan hak untuk mengendalikan penggunaan aset identifikasian selama suatu jangka waktu untuk dipertukarkan dengan imbalan. Grup dapat memilih untuk tidak mengakui aset hak-guna dan liabilitas sewa untuk:

- Sewa jangka-pendek; dan
- Sewa yang aset pendasarnya bernilai rendah.

s. Aset hak guna dan liabilitas sewa

Untuk menilai apakah kontrak memberikan hak untuk mengendalikan penggunaan aset identifikasian, Grup harus menilai apakah:

- Grup memiliki hak untuk mendapatkan secara substansial seluruh manfaat ekonomi dari penggunaan aset identifikasian; dan
- Grup memiliki hak untuk mengarahkan penggunaan aset identifikasian. Grup memiliki hak ini ketika Grup memiliki hak untuk pengambilan keputusan yang relevan tentang bagaimana dan untuk tujuan apa aset digunakan telah ditentukan sebelumnya:
  a. Grup memiliki hak untuk mengoperasikan aset;
  b. Grup telah mendesain aset dengan cara menetapkan sebelumnya bagaimana dan untuk tujuan apa aset akan digunakan selama periode penggunaan.

Pada tanggal permulaan sewa, Grup mengakui aset hak-guna dan liabilitas sewa. Aset hak-guna diukur pada biaya perolehan, dimana meliputi jumlah pengukuran awal liabilitas sewa yang disesuaikan dengan pembayaran sewa yang dilakukan pada atau sebelum tanggal permulaan, ditambah dengan biaya langsung awal yang dikeluarkan. Untuk pengukuran selanjutnya, aset hak guna dikurangi dengan akumulasi penyusutan dan kerugian penurunan nilai, serta disesuaikan untuk setiap pengukuran kembali liabilitas sewa. Aset hak-guna diamortisasi dengan menggunakan metode garis lurus sepanjang jangka waktu sewa.

2. INFORMATION OF MATERIAL ACCOUNTING POLICIES (continued)

r. Fixed assets (continued)

Construction-in-progress is stated at cost. The accumulated cost will be reclassified to the appropriate fixed asset account when the construction is completed and the asset is ready for its intended use.

All costs and expenses incurred in connection with the acquisition of land right, recognized as the acquisition cost of land right. The legal cost occurred when the land was first acquired is recognized as part of the acquisition cost of land right. Extension or renewal of the maintenance cost of legal rights over land recognized as an intangible asset and amortized over the life of legal rights or economic life of the land, whichever is shorter.

At the inception of a contract, the Group assesses whether the contract is or contains a leases. A contract is or contains a leases if the contract conveys the right to control the use of an identified assets for a period of time in exchange for consideration. The Group can choose not to recognise the right-of-use asset and lease liabilities for:

- *Short term lease; and*
- *Low value asset.*

s. Right of use assets and lease liabilities

To assess whether a contract conveys the right to control the use of an identified asset, the Group shall assess whether:

- *The Group has the right to obtain substantially all the economic benefit from use of the asset throughout the period of use; and*
- *The Group has the right to direct the use of the asset. The Group has described when it has a decision-making rights that are the most relevant to changing how and for what purpose the asset is used are predetermined:*
  a. The Group has the right to operate the asset;
  b. The Group has designed the asset in a way that predetermine how and for what purpose it will be used.

The Group recognises a right-of-use asset and a leases liability at the leases commencement date. The right-of-use asset is initially measured at cost, which comprises the initial amount of the leases liability adjusted for any leases payment made at or before the commencement date, plus any initial direct cost incurred. For the subsequent measurements, the right of use assets less the accumulated depreciation, any accumulated impairment losses, and adjusted for any remeasurement of lease liabilities. The right-of-use asset is amortised over the straight-line method throughout the lease term.

2. INFORMASI KEBIJAKAN AKUNTANSI MATERIAL (lanjutan)

s. Aset hak guna dan liabilitas sewa (lanjutan)

Liabilitas sewa diukur pada nilai kini pembayaran sewa yang belum dibayar pada tanggal permulaan, didiskontokan dengan menggunakan suku bunga implisit dalam sewa atau jika suku bunga tersebut tidak dapat ditentukan, maka menggunakan suku bunga pinjaman inkremental. Pada umumnya, Grup menggunakan suku bunga pinjaman inkremental sebagai tingkat bunga diskonto. Untuk pengukuran selanjutnya, jumlah liabilitas sewa ditingkatkan untuk mencerminkan pertambahan bunga dan dikurangi pembayaran sewa yang dilakukan. Selain itu, jumlah tercatat liabilitas sewa diukur kembali jika terdapat modifikasi, perubahan jangka waktu sewa, perubahan pembayaran sewa, atau perubahan dalam penilaian opsi untuk membeli aset pendasar.

Pembayaran sewa dialokasikan menjadi bagian pokok dan biaya keuangan. Biaya keuangan dibebankan pada laba rugi selama periode sewa sehingga menghasilkan tingkat suku bunga periodik yang konstan atas saldo liabilitas untuk setiap periode.

Jika sewa mengalihkan kepemilikan aset pendasar kepada Grup pada akhir masa sewa atau jika biaya perolehan aset hak-guna merefleksikan Grup akan mengeksekusi opsi beli, maka Grup menyusutkan aset hak-guna dari tanggal permulaan hingga akhir umur manfaat aset pendasar. Jika tidak, maka Grup menyusutkan aset hak-guna dari tanggal permulaan hingga tanggal yang lebih awal antara akhir umur manfaat aset hak-guna atau akhir masa sewa.

Modifikasi sewa
Grup mencatat modifikasi sewa sebagai sewa terpisah jika:

- modifikasi meningkatkan ruang lingkup sewa dengan menambahkan hak untuk menggunakan satu aset pendasar atau lebih;
- imbalan sewa meningkat sebesar jumlah yang setara dengan harga tersendiri untuk peningkatan dalam ruang lingkup dan penyesuaian yang tepat pada harga tersendiri tersebut untuk merefleksikan kondisi kontrak tertentu.

t. Aset takberwujud

Aset takberwujud diakui jika, dan hanya jika, biaya perolehan aset tersebut dapat diukur secara andal dan kemungkinan besar Bank dan Entitas Anak akan memperoleh manfaat ekonomis masa depan dari aset tersebut. Aset takberwujud terdiri dari perangkat lunak, dan *goodwill,* hubungan pelanggan dan merek dagang yang diperoleh pada saat akuisisi.

2. INFORMATION OF MATERIAL ACCOUNTING POLICIES (continued)

s. Right of use assets and lease liabilities (continued)

The lease liability is initially measured at the present value of the lease payments that are not paid at the commencement date, discounted using the interest rate implicit in the lease or, if that right cannot be readily determined, using incremental borrowing rate. Generally, The Group uses its incremental borrowing rate as a discount rate. For the subsequent measurement, amount of lease liabilities increased to reflect the increasing of interest and reduced by the lease payments. In addition, the carrying amount of lease liabilities remeasured if there is a modification, change in lease term, change of lease payment, or changes in assessment of purchase option of the underlying asset.

Each leases payment is allocated between the liability and finance cost. The finance cost is charged to profit or loss over the leases period so as to produce a constant periodic rate of interest on the remaining balance of the liability for each period.

If the leases transfers ownership of the underlying asset to the Group by the end of the leases term or if the cost of the right-of-use asset reflects that the Group will exercise a purchase option, the Group depreciates the right-of-use asset from the commencement date to the end of the useful life of the underlying asset. Otherwise, the Group depreciates the right-of-use asset from the commencement date to the earlier of the end of the useful life of the right-of-use asset or the end of the leases term.

Leases modification
The Group account for a leases modification as a separate leases if both:

- *the modification increases the scope of the leases by adding the right to use one or more underlying assets;*
- *the consideration for the leases increases by an amount commensurate with the standalone price for the increase in scope and any appropriate adjustments to that standalone price to reflect the circumstances of the particular contract.*

t. Intangible assets

Intangible assets are recognized if, and only if the cost of the asset can be measured reliably and it is probable that the Bank and Subsidiary will obtain future economic benefits from the asset. Intangible assets consist of software, and goodwill, customer relationships and trademarks acquired when acquistion.

2. INFORMASI KEBIJAKAN AKUNTANSI MATERIAL (lanjutan)

t. Aset takberwujud (lanjutan)

Perangkat lunak

Perangkat lunak dicatat sebesar biaya perolehan dikurangi akumulasi amortisasi dan akumulasi rugi penurunan nilai aset. Biaya yang dikeluarkan untuk memperoleh lisensi perangkat lunak komputer dan mempersiapkan perangkat lunak tersebut sehingga siap untuk digunakan dikapitalisasi. Biaya yang terkait dengan pemeliharaan program perangkat lunak diakui sebagai beban pada saat terjadinya. Biaya pengembangan yang dapat secara langsung diatribusikan kepada desain dan pengujian produk perangkat lunak yang dapat diidentifikasi dan unik yang dikendalikan oleh Grup diakui sebagai perangkat lunak. Pengeluaran pengembangan yang lain yang tidak memenuhi kriteria ini diakui sebagai beban pada saat terjadinya. Biaya pengembangan yang sebelumnya diakui sebagai beban tidak dapat diakui sebagai aset pada periode berikutnya.

Perangkat lunak diamortisasi dengan menggunakan metode garis lurus *(straight-line method)* berdasarkan taksiran masa manfaat ekonomis aset 4 (empat) tahun bagi Entitas Anak. Amortisasi diakui dalam laba rugi konsolidasian tahun berjalan.

Aset tak berwujud dihentikan pengakuannya saat aset tersebut dilepas atau ketika tidak lagi terdapat manfaat masa depan yang diharapkan dari penggunaan atau pelepasannya.

Goodwill

Goodwill merupakan selisih lebih nilai agregat dari jumlah imbalan yang dialihkan dan nilai kepentingan non-pengendali dengan jumlah dari aset teridentifikasi yang diperoleh dan liabilitas yang diambil alih pada tanggal akuisisi. *Goodwill* tidak diamortisasi tetapi diuji penurunan nilainya pada setiap tanggal pelaporan dan dicatat sebesar biaya perolehan dikurangi akumulasi amortisasi.

Untuk pengujian penurunan nilai, *goodwill* yang diperoleh dalam kombinasi bisnis dialokasikan pada setiap unit penghasil kas, atau kelompok unit penghasil kas, yang diharapkan dapat memberikan manfaat dari sinergi kombinasi bisnis tersebut. Setiap unit atau kelompok unit yang memperoleh alokasi *goodwill* menunjukkan tingkat terendah dalam entitas yang *goodwill* -nya dipantau untuk tujuan manajemen internal. *Goodwill* dipantau pada level segmen operasi. Kebijakan akuntansi Grup untuk kerugian penurunan nilai dibahas di Catatan 2o.

u. Liabilitas segera

Liabilitas segera dicatat pada saat timbulnya liabilitas atau diterima perintah dari pemberi amanat, baik dari masyarakat maupun dari bank lain. Liabilitas segera dinyatakan sebesar liabilitas Grup dan diukur sebesar biaya perolehan diamortisasi.

v. Simpanan dari nasabah

Simpanan dari nasabah adalah dana yang ditempatkan oleh masyarakat kepada Grup berdasarkan perjanjian penyimpanan dana. Termasuk dalam akun ini adalah giro, tabungan, deposito berjangka dan bentuk lain yang dipersamakan dengan itu.

2. INFORMATION OF MATERIAL ACCOUNTING POLICIES (continued)

t. Intangible assets (continued)

Software

Software is stated at cost less accumulated amortisation and accumulated impairment losses. Acquired computer software licences are capitalised on the basis of the costs incurred to acquire and bring to use the specific software. Costs associated with maintaining computer software programs are recognised as an expense as incurred. Development costs that are directly attributable to the design and testing of identifiable and unique software products controlled by the Group are recognised as software. Other development expenditures that do not meet these criteria are recognised as an expense as incurred. Development costs previously recognised as an expense are not recognised as an asset in a subsequent period.

Software is amortised using the straight-line method over their estimated useful lives of 4 (four) years for the Subsidiary. Amortisation is recognised in the current year consolidated statements of profit or loss.

Intangible assets shall be derecognised on disposal or when no future economic benefits are expected from its use or disposal.

Goddwill

Goodwill represents the excess of the aggregate amount of the consideration transferred and the amounts of non-controlling interest and the amounts of the identifiable assets acquired and the liabilities assumed at the date of acquisition. Goodwill is not amortised but tested for impairment at each reporting date and carried at cost less accumulated impairment losses.

For the purpose of impairment testing, goodwill acquired in a business combination is allocated to each cash-generating unit ("CGU"), or group of CGUs, that is expected to benefit from the synergies of the business combination. Each unit or group of units to which the goodwill is allocated represents the lowest level within the entity at which the goodwill is monitored for internal management purposes. Goodwill is monitored at the operating segment level. For Group accounting policy of impairment losses refer to Note 2o.

u. Obligations due immediately

Obligations due immediately are recorded at the time the obligations occurred or on receipt of transfer orders from customers or other banks. Obligations due immediately are stated at the amount payable by the Group measured at their amortized cost.

v. Deposits from customers

Deposits from customers are the funds placed by customers (excluding banks) with the Group based on fund deposit agreements. Included in this account are current accounts, saving accounts, time deposits and other forms which are similar.

2. INFORMASI KEBIJAKAN AKUNTANSI MATERIAL (lanjutan)

v. Simpanan dari nasabah (lanjutan)

Giro merupakan simpanan dari nasabah yang dapat digunakan sebagai alat pembayaran, yang penarikannya dapat dilakukan setiap saat melalui cek, atau dengan cara pemindahbukuan dengan bilyet giro dan sarana perintah pembayaran lainnya.

Tabungan merupakan simpanan dari nasabah yang penarikannya hanya dapat dilakukan melalui *counter* dan kartu Anjungan Tunai Mandiri (ATM), atau dengan cara pemindahbukuan jika memenuhi persyaratan yang disepakati, tetapi penarikan tidak dapat dilaksanakan dengan menggunakan cek atau instrumen setara lainnya.

Deposito berjangka merupakan simpanan nasabah di Grup yang penarikannya hanya dapat dilakukan pada waktu tertentu sesuai dengan perjanjian antara nasabah dengan Grup.

Deposito *on call* merupakan deposito dengan jangka waktu harian dan dapat ditarik sewaktu-waktu.

Simpanan nasabah diklasifikasikan sebagai liabilitas keuangan dan diukur pada biaya perolehan diamortisasi menggunakan suku bunga efektif, kecuali simpanan berdasarkan prinsip syariah yang dinyatakan sebesar liabilitas Grup kepada nasabah. Biaya tambahan yang dapat diatribusikan secara langsung dengan perolehan simpanan nasabah dikurangkan dari jumlah simpanan yang diterima.

Simpanan dari nasabah berdasarkan prinsip syariah terdiri dari:

a. Simpanan syariah berupa giro *wadiah yad-adhamanah,* yakni titipan dana dalam bentuk giro yang akan mendapatkan bonus sesuai dengan kebijakan Grup; dan

b. Investasi tidak terikat syariah, berupa:
   - Tabungan *mudharabah mutlaqah,* yaitu tabungan tidak terikat, dimana nasabah akan memperoleh bagi hasil (nisbah) atas penggunaan dana nasabah sesuai dengan kesepakatan bersama antara Grup dan nasabah; dan
   - Deposito *mudharabah mutlaqah,* yaitu deposito tidak terikat sebagai investasi berjangka, dimana nasabah akan memperoleh bagi hasil (nisbah) atas penggunaan dana nasabah sesuai dengan kesepakatan bersama antara Grup dan nasabah.

w. Simpanan dari bank lain

Simpanan dari bank lain terdiri dari liabilitas terhadap bank lain, baik dalam maupun luar negeri, dalam bentuk giro, tabungan, deposito berjangka, giro wadiah, tabungan *mudharabah* dan deposito berjangka *mudharabah.*

Simpanan dari bank lain diklasifikasikan sebagai liabilitas keuangan dan diukur pada biaya perolehan diamortisasi menggunakan suku bunga efektif, kecuali simpanan syariah yang dinyatakan sebesar nilai liabilitas Grup kepada nasabah. Biaya tambahan yang dapat diatribusikan secara langsung dengan perolehan simpanan dari bank lain dikurangkan dari jumlah simpanan yang diterima.

2. INFORMATION OF MATERIAL ACCOUNTING POLICIES (continued)

v. Deposits from customers (continued)

Current accounts represent customers' funds which can be used as payment instruments, and which can be withdrawn by the depositors at any time through check writing, or transfers between accounts using bilyet giro and other orders of payment or transfer.

Savings deposits represent deposits of customers that may only be withdrawn over the counter and via Automatic Teller Machine card (ATM), or funds transfers when certain agreed conditions are met, but which may not be withdrawn by cheque or other equivalent instruments.

Time deposits represent deposits from customers with the Group that may only be withdrawn at specific maturities in accordance with the agreements between the depositor and the Group.

Deposits on call represent deposits with daily maturity and could be withdrawn at any time.

Deposits from customers are classified as financial liabilities and measured at amortized cost using the effective interest rate except for deposits under sharia principles that are stated as the Group's liability to the customers. Incremental costs that can be attributed directly to the acquisition of deposits from customers are deducted from total deposits received.

Deposits from customers under sharia principles as follows:

a. *Sharia deposits in the form of wadiah yad-adhamanah, a current account whereby the customers may receive bonus income in accordance with the Group's policy; and*

b. *Sharia non-binding investments in the form of:*
   - *Mudharabah mutlaqah savings are non-binding saving investments on which the customers are entitled to receive a share of the Group's Sharia Unit's income (nisbah) in return for the usage of the funds in accordance with the defined terms; and*
   - *Mudharabah mutlaqah deposits are non-binding investments in the form of time deposits on which the customers are entitled to receive a share of the Group's income (nisbah) for the usage of the funds in accordance with the pre-defined terms.*

w. Deposits from other banks

Deposits from other banks represent liabilities to domestic and overseas banks, in the form of current accounts, savings, time deposits, wadiah current accounts, mudharabah savings and time deposits.

Deposits from other banks are classified as financial liabilities and measured at amortized cost using the effective interest rate except for sharia deposits which are stated at the Group's liability amount to the customer. Incremental costs that can be attributed directly to the acquisition of deposits from other banks are deducted from the total deposits received.

2. INFORMASI KEBIJAKAN AKUNTANSI MATERIAL (lanjutan)

x. Pinjaman yang diterima

Pinjaman diterima merupakan dana yang diterima dari Bank Indonesia atau pihak lain dengan liabilitas pembayaran kembali sesuai dengan persyaratan perjanjian pinjaman.

Pinjaman diterima diakui sebesar nilai wajar pada awalnya dan selanjutnya diukur sebesar biaya perolehan diamortisasi dengan menggunakan metode suku bunga efektif. Biaya perolehan diamortisasi dihitung dengan memperhitungkan adanya diskonto atau premi terkait dengan pengakuan awal pinjaman diterima dan biaya transaksi merupakan bagian tidak terpisahkan dari metode suku bunga efektif.

y. Dana *syirkah* temporer

Dana *syirkah* temporer merupakan investasi dengan akad *mudharabah mutlaqah,* yaitu pemilik dana memberikan kebebasan kepada pengelola dana dalam pengelolaan investasinya dengan keuntungan dibagikan sesuai kesepakatan. Dana *syirkah* temporer terdiri dari giro *mudharabah,* tabungan *mudharabah* dan deposito *mudharabah.*

Giro dan tabungan *mudharabah* merupakan investasi yang bisa ditarik kapan saja atau sesuai dengan persyaratan tertentu yang disepakati. Giro dan tabungan *mudharabah* dinyatakan sebesar saldo tabungan nasabah di Grup.

Deposito *mudharabah* merupakan investasi yang hanya bisa ditarik pada waktu tertentu sesuai dengan perjanjian antara pemegang deposito *mudharabah* dengan Grup. Deposito *mudharabah* dinyatakan sebesar nilai nominal sesuai dengan perjanjian antara pemegang deposito dengan Grup.

Dana *syirkah* temporer tidak dapat digolongkan dengan kewajiban. Hal ini karena Grup tidak berkewajiban untuk mengembalikan jumlah dana awal dari pemilik dana kecuali akibat kelalaian atau wanprestasi ketika mengalami kerugian. Di sisi lain dana *syirkah* temporer tidak dapat digolongkan sebagai ekuitas karena mempunyai waktu jatuh tempo dan pemilik dana tidak mempunyai hak kepemilikan yang sama dengan pemegang saham seperti hak voting dan hak atas realisasi keuntungan yang berasal dari aset lancar dan aset non-investasi.

Pemilik dana *syirkah* temporer mendapatkan imbalan bagi hasil sesuai dengan nisbah yang ditetapkan.

Hak nasabah atas bagi hasil dana *syirkah* temporer merupakan bagian bagi hasil milik nasabah yang didasarkan pada prinsip *mudharabah* atas hasil pengelolaan dana mereka oleh Grup. Pendapatan yang dibagikan adalah yang telah diterima *(cash basis).*

Pembagian hasil usaha dilakukan berdasarkan prinsip bagi hasil usaha yaitu dari pendapatan Grup yang diterima berupa laba kotor *(gross profit margin).*

2. INFORMATION OF MATERIAL ACCOUNTING POLICIES (continued)

x. Borrowings

Borrowings are funds received from Bank Indonesia or other parties with payment obligation based on borrowings agreement.

Borrowings are initially recognized at fair value and subsequently measured at amortized cost using the effective interest rate method. Amortized cost is calculated by taking into account any discount or premium related to the initial recognition of borrowings and transaction costs are an integral part of the effective interest rate method.

y. Temporary syirkah funds

Temporary syirkah funds represent investment from other parties conducted on the basis mudharabah mutlaqah contract in which the owners of the funds grant freedom to the fund manager in the management of their investments with profit distributed based on the contract. Temporary syirkah funds consist of mudharabah current account, mudharabah saving deposits and mudharabah time deposits.

Mudharabah current accounts and saving deposits represent investment which could be withdrawn anytime or can be withdrawn based on certain agreed terms. Mudharabah current accounts and savings deposits are stated based on the customer's savings deposits balance in the Group.

Mudharabah time deposits represent investment that can only be withdrawn at a certain time based on the agreement between the customer and the Group. Mudharabah time deposits are stated at nominal amount as agreed between the deposit holder and the Group.

Temporary syirkah fund cannot be classified as liability. This was because the Group does not have any liability to return the initial fund to the owners, except for losses due to bank management's negligence or when default of loss is incurred. On the other hand, temporary syirkah fund cannot be classified as shareholders' equity, because of the maturity period and the depositors do not have the same rights as the shareholders' such as voting rights and the rights of realised gain from current assets and other non-investment account.

The owner of temporary syirkah funds receives a return from the profit sharing based on predetermined ratio.

Third parties' share on return of temporary syirkah funds represents customer's share on the Group's income derived from the management of their funds by the Group under mudharabah principles. Income that will be distributed is the cash received (cash basis) from the share.

The distribution of revenue is based on profit sharing scheme on the Group's gross profit margin.

2. INFORMASI KEBIJAKAN AKUNTANSI MATERIAL (lanjutan)

y. Dana *syirkah* temporer (lanjutan)

Pendapatan marjin dan bagi hasil atas pembiayaan yang diberikan dan atas aset produktif lainnya akan dibagikan kepada nasabah penyimpan dana dan grup sesuai dengan proporsi dana yang dipakai dalam pembiayaan yang diberikan dan aset produktif lainnya. Selanjutnya, pendapatan margin dan bagi hasil yang tersedia untuk nasabah tersebut kemudian dibagihasilkan ke nasabah penabung dan deposan sebagai *shahibul maal* dan Grup sebagai *mudharib* sesuai porsi nisbah bagi hasil yang telah disepakati bersama sebelumnya. Pendapatan marjin dan bagi hasil dari pembiayaan dan aset produktif lainnya yang memakai dana bank, seluruhnya menjadi milik Grup, termasuk pendapatan dari investasi Grup berbasis imbalan.

z. Pendapatan dan beban bunga

Konvensional
Pendapatan dan beban bunga diakui pada laporan laba rugi dan penghasilan komprehensif lain konsolidasian dengan menggunakan metode suku bunga efektif.

Suku bunga efektif adalah suku bunga yang secara tepat mendiskontokan estimasi pembayaran atau penerimaan kas di masa datang selama perkiraan umur dari aset keuangan atau liabilitas keuangan (atau, jika lebih tepat, digunakan periode yang lebih singkat) untuk memperoleh nilai tercatat neto dari aset keuangan atau liabilitas keuangan.

Pada saat menghitung suku bunga efektif, Grup mengestimasi arus kas di masa datang dengan mempertimbangkan seluruh persyaratan kontraktual dalam instrumen keuangan tersebut, tetapi tidak mempertimbangkan kerugian kredit di masa mendatang. Perhitungan ini mencakup seluruh komisi, provisi, dan bentuk lain yang diterima oleh para pihak dalam kontrak yang merupakan bagian yang tidak terpisahkan dari suku bunga efektif, biaya transaksi, dan seluruh premi atau diskon lainnya.

Jika aset keuangan atau kelompok aset keuangan serupa telah diturunkan nilainya sebagai akibat kerugian penurunan nilai, maka pendapatan bunga yang diperoleh setelahnya diakui berdasarkan suku bunga yang digunakan untuk mendiskonto arus kas masa datang dalam menghitung kerugian penurunan nilai.

Kredit yang pembayaran angsuran pokok atau bunganya telah lewat 90 hari atau lebih setelah jatuh tempo, atau kredit yang pembayarannya secara tepat waktu diragukan, secara umum diklasifikasikan sebagai kredit yang mengalami penurunan nilai.

Syariah
Pendapatan operasi utama terdiri dari pendapatan dari *murabahah,* pendapatan bagi hasil dari pembiayaan *mudharabah* dan *musyarakah* dan pendapatan lainnya.

2. INFORMATION OF MATERIAL ACCOUNTING POLICIES (continued)

y. Temporary syirkah funds (continued)

Margin income and profit sharing on financing facilities and other earning assets are distributed to fund owners and the Group based on proportion of fund used in the financing and other earning assets. Margin income and profit sharing income allocated to fund owners are then distributed to fund owners and depositors as shahibul maal and the Group as mudharib based on a predetermined ratio (nisbah). Margin income and profit sharing from financing facilities and other earning assets using the Group's funds, are entirely shared for the Group, including income from the Group's fee-based transactions.

z. Interest income and expenses

Conventional
Interest incompe and expenses are recognized in the consolidated statement of profit or loss and other comprehensive income using the effective interest rate method.

The effective interest rate is the rate that exactly discounts the estimated future cash payments or receipts through the expected life of the financial instrument (or, where appropriate, a shorter period) to the net carrying amount of the financial asset or financial liability.

When calculating the effective interest rate, the Group estimates future cash flows considering all contractual terms of the financial instrument but not future credit losses. This calculation reflects all commissions, provisions, and other forms that accepted by the parties in the contract which are an integral part of the effective interest rate, transaction costs, and all other premiums and discounts.

If financial assets or similar financial asset groups have been impaired as a consequence of a loss on impairment, then the interest income subsequently received is recognized based on the interest rate used for discounting future cash flows in calculating the loss on impairment.

Loans where the principal or interest has been past due for 90 days or more, or where reasonable doubt exists as to the timely collection, are generally classified as impaired loans.

Sharia
The main operating income consists of income from murabahah transactions, income from profit sharing of mudharabah and musyarakah financing and others.

2. INFORMASI KEBIJAKAN AKUNTANSI MATERIAL (lanjutan)

z. Pendapatan dan beban bunga (lanjutan)

Syariah (lanjutan)
Pendapatan atas piutang murabahah menggunakan metode setara tingkat imbal hasil efektif (margin efektif). Margin efektif adalah margin yang secara tepat mendiskontokan estimasi pembayaran atau penerimaan kas di masa datang selama perkiraan umur dari piutang *murabahah.* Pada saat menghitung margin efektif, Bank mengestimasi arus kas di masa datang dengan mempertimbangkan seluruh persyaratan kontraktual dalam instrumen keuangan tersebut, tetapi tidak mempertimbangkan kerugian piutang di masa mendatang. Perhitungan ini mencakup seluruh komisi, provisi dan bentuk lain yang diterima oleh para pihak dalam kontrak yang merupakan bagian tak terpisahkan dari margin efektif, biaya transaksi, dan seluruh premi atau diskon lainnya.

Bagi hasil dari pembiayaan *mudharabah* dan *musyarakah* diakui pada saat angsuran diterima secara tunai *(cash basis).* Pendapatan operasi utama lainnya terdiri dari pendapatan dari penempatan pada bank syariah lain. Pendapatan operasi utama lainnya diakui pada saat diterima.

Margin dan bagi hasil diakui secara akrual, kecuali pendapatan margin dan bagi hasil atas kredit yang diberikan dan piutang/pembiayaan syariah dan aset produktif lainnya yang diklasifikasi sebagai *non-performing,* yang diakui pada saat pendapatan tersebut diterima. Pendapatan margin dan bagi hasil yang telah diakui tetapi belum tertagih dibatalkan pada saat kredit diklasifikasikan *non-performing,* dan selanjutnya dilaporkan sebagai tagihan kontinjensi dalam rekening administratif dan diakui sebagai pendapatan pada saat diterima tunai.

aa. Pendapatan - provisi dan komisi

Pendapatan provisi dan komisi yang jumlahnya signifikan yang berkaitan langsung dengan kegiatan pinjaman, atau pendapatan provisi dan komisi yang berhubungan dengan jangka waktu tertentu, diamortisasi sesuai dengan jangka waktu kontrak menggunakan suku bunga efektif. Untuk pinjaman yang dilunasi sebelum jatuh temponya, saldo pendapatan provisi dan komisi ditangguhkan diakui pada saat pinjaman dilunasi. Pendapatan provisi dan komisi lainnya diakui pada saat terjadinya transaksi.

Pendapatan provisi dan komisi yang berkaitan dengan kredit diakui sebagai bagian dari pendapatan bunga. Untuk piutang/pembiayaan syariah, provisi dan komisi diakui selama jangka waktu akad dengan metode garis lurus.

Provisi dan komisi lainnya yang tidak berkaitan dengan kegiatan perkreditan dan atau jangka waktu perkreditan, atau jumlahnya tidak material diakui sebagai pendapatan atau beban pada saat terjadinya transaksi.

2. INFORMATION OF MATERIAL ACCOUNTING POLICIES (continued)

z. Interest income and expenses (continued)

Sharia (continued)
Income from murabahah receivables using the effective rate of return method (effective margin). Effective margin is the margin that precisely discounts the estimated future cash payments or receipts through the expected life of the murabahah receivables. When calculating the effective margin, Bank estimates the future cash flows considering all contractual terms of the financial instrument, but does not consider the loss of receivables in the future. This calculation includes all commissions, provision fees and other forms accepted by the parties in the contract that are an inseparable part of the effective margin, transaction costs and all other premiums or discounts.

Profit sharing from mudharabah and musyarakah financing is recognized upon collection (cash basis). Other main operating income consists of income derived from placements with other sharia banks. Other main operating income is recognized upon collection.

Margin and profit sharing are recognized on an accrual basis, except for margin and profit sharing income on loans and sharia receivables/financing and other earning assets classified as non-performing, which is recognized only when such interest is received in cash. Margin and profit sharing income recognized or recorded but not yet received, is reversed when the loans are classified as non-performing, and the interest amounts are recorded as contingent receivables in the administrative accounts and such interest is recognized as income on a cash received basis.

aa. Revenue - commissions and fees

Significant fees and commission income directly related to lending activities, or fees and commission income which relate to a specific period, are amortized over the term of the underlying contract using the effective interest rate. Unamortized fees and commission income relating to loans settled prior to maturity are recognized at the settlement date. Other fees and commission income are recognized at the transaction date.

Fees and commission income related to lending activities are recognized as part of interest income. For sharia receivables/financing, fees and commissions are recognized over the term of the contract with the straight-line method.

Other commissions and fees not related to lending activities or loan periods, or not material are recognized as revenues and expenses at the time the transactions occur.

2. INFORMASI KEBIJAKAN AKUNTANSI MATERIAL (lanjutan)

ab. Pajak penghasilan badan

Perlakuan akuntansi atas pajak penghasilan sesuai dengan PSAK 212, "Pajak Penghasilan".

Beban pajak kini ditentukan berdasarkan laba kena pajak dalam periode yang bersangkutan yang dihitung berdasarkan tarif pajak yang berlaku atau yang secara substansial telah berlaku pada tanggal pelaporan.

Grup menerapkan metode liabilitas untuk menentukan pajak penghasilannya. Berdasarkan metode liabilitas, aset dan liabilitas pajak tangguhan diakui atas perbedaan temporer pelaporan komersial dan pajak atas aset dan liabilitas pada setiap tanggal pelaporan. Metode ini mensyaratkan pengakuan manfaat pajak di masa mendatang, contoh: saldo rugi fiskal yang belum digunakan, sepanjang terdapat kemungkinan besar realisasi manfaat pajak tersebut.

Aset dan liabilitas pajak tangguhan diukur berdasarkan tarif pajak yang diharapkan akan berlaku pada tahun saat aset direalisasikan atau liabilitas diselesaikan berdasarkan tarif atau peraturan perpajakan yang berlaku atau yang secara substantif telah diberlakukan pada tanggal laporan posisi keuangan konsolidasian.

Penyesuaian atas liabilitas pajak dicatat saat surat ketetapan pajak diterima, atau jika Grup mengajukan keberatan, saat putusan banding telah diterbitkan.

Jumlah tercatat aset pajak tangguhan ditelaah pada setiap tanggal pelaporan dan nilai tercatat aset pajak tangguhan tersebut diturunkan apabila tidak lagi terdapat kemungkinan besar laba fiskal tersedia untuk mengkompensasi sebagian atau semua manfaat aset pajak tangguhan.

Taksiran pajak penghasilan Bank dan Entitas Anak dihitung untuk masing-masing perusahaan sebagai badan hukum terpisah. Aset pajak kini *(current tax assets)* dan liabilitas pajak kini *(current tax liabilities)* untuk badan hukum yang berbeda tidak disalinghapuskan dalam laporan keuangan konsolidasian. Utang pajak penghasilan badan dan utang pajak lainnya Bank dan Entitas Anak disajikan sebagai "Utang pajak" di laporan posisi keuangan konsolidasian.

Jumlah tercatat aset pajak tangguhan ditelaah pada setiap tanggal pelaporan dan nilai tercatat aset pajak tangguhan tersebut diturunkan apabila tidak lagi terdapat kemungkinan besar laba fiskal tersedia untuk mengkompensasi sebagian atau semua manfaat aset pajak tangguhan.

ac. Laba per saham

Laba per saham dasar dihitung dengan membagi laba tahun berjalan dengan jumlah rata-rata tertimbang saham yang beredar pada tahun yang bersangkutan.

ad. Program imbalan kerja

Grup menerapkan PSAK 219, maka Grup menghentikan penggunaan pendekatan koridor dalam perhitungan keuntungan dan kerugian aktuarial di periode pelaporan pada penghasilan komprehensif lain.

2. INFORMATION OF MATERIAL ACCOUNTING POLICIES (continued)

ab. Corporate income tax

Accounting treatment for income tax is accordance with PSAK 212, "Income Tax".

Current tax expense is determined based on the taxable income for the year computed using the prevailing tax rates or substantively enacted at the reporting date.

The Group applies the liability method to determine its income tax expense. Under the liability method, deferred tax assets and liabilities are recognized for temporary differences between the financial and the tax bases of assets and liabilities at each reporting date. This method also requires the recognition of future tax benefits, such as the carryforward of unused tax losses, to the extent that realization of such benefits is probable.

Deferred tax assets and liabilities are measured at the tax rates that are expected to apply to the period when the asset is realized or the liability is settled, based on tax rates (and tax laws) that have been enacted or substantively enacted at the consolidated statement of financial position date.

Adjustments to tax obligations are recorded when an assessment is received or, if appealed by the Group, when the result of the appeal is determined.

The carrying amount of deferred tax assets is reviewed at each reporting date and reduced to the extent that it is no longer probable that sufficient taxable profits will be available to allow all or part of the benefit of the deferred tax assets to be utilized.

The estimated corporate income tax of Bank and Subsidiary are calculated for each company as a separate legal entity. Current tax assets and current tax liabilities for different legal income entities cannot be set-off in the consolidated financial statements. Corporate tax payables and other tax payables of Bank and Subsidiaries are presented as "Taxes payable" in the consolidated statement of financial position.

The carrying amount of deferred tax assets is reviewed at each reporting date and reduced to the extent that it is no longer probable that sufficient taxable profits will be available to allow all or part of the benefit of the deferred tax assets to be utilized.

ac. Basic earnings per share

Basic earnings per share are computed by dividing income for the year by the weighted average number of shares outstanding during the year.

ad. Employee benefit plan

The Group implement PSAK 219, the Group which eliminates corridor approach in calculation actuarial gain and loss in reporting period other comprehensive income.

2. INFORMASI KEBIJAKAN AKUNTANSI MATERIAL (lanjutan)

ad. Program imbalan kerja (lanjutan)

Program imbalan pasti
Imbalan kerja ditentukan berdasarkan peraturan Bank dan Undang-undang Cipta Kerja No.11 tahun 2020 tanggal 2 November 2020. Penyisihan untuk imbalan masa kerja diukur berdasarkan laporan aktuaria. Bank menggunakan metode penilaian aktuarial *projected unit credit* untuk menentukan nilai kini dari imbalan, biaya jasa kini dan biaya jasa lalu. Keuntungan dan kerugian aktuarial diakui sebagai pendapatan atau beban apabila akumulasi keuntungan dan kerugian aktuarial bersih yang belum diakui untuk setiap program pada akhir periode pelaporan sebelumnya melebihi jumlah yang lebih besar diantara 10% dari nilai kini kewajiban imbalan pasti (sebelum dikurangi aset program) pada tanggal tersebut atau 10% dari nilai wajar aset program pada tanggal tersebut. Keuntungan atau kerugian aktuarial diakui sebagai pendapatan atau beban berdasarkan metode garis lurus selama rata-rata sisa masa kerja karyawan.

Biaya jasa lalu yang terjadi ketika pengenalan program imbalan pasti atau perubahan imbalan terutang pada program yang ada diamortisasi selama periode sampai dengan imbalan tersebut menjadi hak pekerja atau *vested.*

Imbalan kerja jangka pendek
Imbalan kerja jangka pendek seperti upah, iuran jaminan sosial, cuti jangka pendek, bonus dan imbalan non-moneter lainnya diakui selama periode jasa diberikan. Imbalan kerja jangka pendek diukur sebesar jumlah yang tidak didiskontokan.

Program pensiun manfaat pasti
Pada tahun 2019, Bank melakukan perubahan Peraturan Dana Pensiun sesuai dengan Keputusan Direksi PT Bank Pembangunan Daerah Jawa Timur Tbk selaku pendiri Dana Pensiun Pegawai Bank Pembangunan Daerah Jawa Timur No.058/050.2/DIR/HCP/KEP tanggal 12 Maret 2019. Peraturan Dana Pensiun tersebut telah mendapat pengesahan dari Dewan Komisaris Otoritas Jasa Keuangan No.Kep-24/NB.1/2019 tanggal 14 Juni 2019.

Peraturan Dana Pensiun tersebut merubah Keputusan Direksi PT Bank Pembangunan Daerah Jawa Timur Tbk selaku pendiri Dana Pensiun Pegawai Bank Pembangunan Daerah Jawa Timur No.056/096/KEP/DIR/SK tanggal 22 Mei 2017, yang telah mendapat pengesahan dari Dewan Komisaris Otoritas Jasa Keuangan No.KEP-56/NB.1/2017 tanggal 8 November 2017. Bank menyelenggarakan program pensiun manfaat pasti untuk pegawai yang telah terdaftar di Dana Pensiun PT Bank Pembangunan Daerah Jawa Timur Tbk serta telah diangkat menjadi pegawai tetap sampai dengan tanggal 24 Agustus 2012. Kontribusi pegawai sebesar 5% dari penghasilan dasar pensiun pekerja dan atas sisa jumlah yang perlu didanakan kepada Dana Pensiun merupakan kontribusi Bank.

Program pensiun iuran pasti
Sesuai dengan keputusan Direksi PT Bank Pembangunan Daerah Jawa Timur Tbk No.050/067/KEP/DIR/SDM tanggal 20 April 2012, Bank mengadakan perjanjian kerjasama dengan Dana Pensiun Lembaga Keuangan (DPLK) Bank Rakyat Indonesia pada tanggal 23 April 2012 tentang pengelolaan program pensiun iuran pasti bagi pegawai Bank.

2. INFORMATION OF MATERIAL ACCOUNTING POLICIES (continued)

ad. Employee benefit plan

Defined benefits plans
The benefits are determined based on the Bank's regulations and Job Creation No.11 year 2020 dated November 2, 2020. The provision for employee service entitlements is estimated on the basis of actuarial reports. The Bank uses the projected unit credit method to determine the present value of benefits, current service cost and past service cost. Actuarial gains and losses are recognized as income or expense when the net cumulative unrecognized actuarial gains and losses at the end of the previous reporting year exceed the greater of 10% of the higher of the present value of the defined benefits obligation (before deducting plan assets) or 10% of the fair value of plan assets at that date. Such actuarial gains or losses are recognized as income or expense on a straight-line basis over the expected average remaining working lives of the employees.

Past-service costs arising from the introduction of a defined benefit plan or changes in the benefits payable of an existing plan are required to be amortized over the period until the benefits concerned become vested.

Short-term employee benefits
Short-term employee benefits such as wages, social security contributions, short-term compensated leaves, bonuses and other non-monetary benefits are recognized during the period when services have been rendered. Short-term employee benefits are measured using undiscounted amounts.

Defined benefit pension plan
In 2019, the Bank has modified the Pension Fund Policy in accordance with the decision of the Directors of PT Bank Pembangunan Daerah Jawa Timur Tbk as the founder of Dana Pensiun Pegawai Bank Pembangunan Daerah Jawa Timur No.058/050.2/DIR/HPC/KEP dated on March 12, 2019. The Pension Fund Policy was approved by the decree of Indonesia Financial Services Authority No.KEP-24/NB.1/2019 dated on June 14, 2019.

The Policy superseded the decision of the Directors of PT Bank Pembangunan Daerah Jawa Timur Tbk as the founder of Dana Pensiun Pegawai Bank Pembangunan Daerah Jawa Timur No.056/096/KEP/DIR/SK dated on May 22, 2017, as approved by the decree of Indonesia Financial Services Authority No.KEP-56/NB.1/2017 dated November 8, 2017. The Policy applies to all employees who are registered in Financial Institutions Fund Pension of PT Bank Pembangunan Daerah Jawa Timur Tbk and has been appointed as permanent employee of the Bank before and on August 24, 2012. The contribution paid by the employees is 5% of employees' basic pension salaries and the remaining amount is paid by the Bank.

Defined contribution pension plan
In accordance with the decision of the Directors of PT Bank Pembangunan Daerah Jawa Timur Tbk No.050/067/KEP/DIR/SDM dated April 20, 2012, the Bank entered into a cooperation agreement with "Dana Pensiun Lembaga Keuangan Bank Rakyat Indonesia" dated April 23, 2012 regarding defined contribution pension plan for the Bank's employees.

2. INFORMASI KEBIJAKAN AKUNTANSI MATERIAL (lanjutan)

ad. Program imbalan kerja (lanjutan)

Program pensiun iuran pasti (lanjutan)
Iuran kepada dana pensiun sebesar persentase tertentu dari gaji pegawai yang menjadi peserta program pensiun iuran pasti Bank, dicadangkan dan diakui sebagai biaya ketika jasa telah diberikan oleh pegawai-pegawai tersebut.

Program manfaat pensiun - NTBS
Berdasarkan Keputusan Direksi PT Bank Pembangunan Daerah Nusa Tenggara Barat No.DIR.IA.3.025.1993 tanggal 1 April 1993 selaku pendiri Dana Pensiun Bank Pembangunan Daerah Nusa Tenggara Barat, NTBS menyelenggarakan program pensiun manfaat pasti untuk seluruh karyawan tetapnya dengan jumlah kontribusi sebesar 7% (tujuh persen) dari penghasilan dasar pensiun merupakan kontribusi NTBS. Dana Pensiun Bank Pembangunan Daerah Nusa Tenggara Barat ini mendapat pengesahan dari Menteri Keuangan Republik Indonesia No.KEP- 288/KM.17/1994 tanggal 24 Oktober 2004, dan dimuat dalam Tambahan Berita Negara Republik Indonesia No.95 tanggal 29 November 1994. Iuran tahunan diakui sebagai beban pensiun tahun berjalan.

Berdasarkan Keputusan Direksi PT Bank Pembangunan Daerah Nusa Tenggara Barat No.SK/01.21/60/018/2017 tanggal 15 Juni 2017 tentang Peraturan dana pensiun dari dana pensiun PT Bank Pembangunan Daerah Nusa Tenggara Barat yang menyatakan kenaikan manfaat pensiun bulanan yang terhitung sejak tanggal 1 Juli 2017 dan dilaksanakan setelah Peraturan Dana Pensiun ini disahkan oleh Otoritas Jasa Keuangan.

Program asuransi tunjangan hari tua

1) Keputusan Direksi No.KEP.079/BPD/83 tanggal 11 November 1983 dan perubahannya No.KEP.006/BPD/85 tanggal 29 Januari 1985, Bank juga menyelenggarakan program manfaat pasti dalam bentuk tunjangan hari tua melalui Program Asuransi Tunjangan Hari Tua untuk seluruh karyawan melalui perjanjian kerja sama yang diadakan pada tanggal 3 November 1993 dengan Asuransi Jiwa Bersama Bumiputera 1912, tentang Pengelolaan Program Asuransi Dwiguna Standar US$. Berdasarkan program ini, pada saat mulai memasuki masa pensiun, selain tunjangan pensiun, karyawan juga akan memperoleh tunjangan hari tua yang besarnya bervariasi sesuai dengan jabatan terakhir dari karyawan.

   Keputusan Direksi No.046/042.1/KEP/DIR/SDM tanggal 3 Maret 2008, telah diamendemen dengan Keputusan Direksi No.048/068.1/KEP/DIR/SDM tertanggal 3 Mei 2010 yang menyatakan besarnya tunjangan hari tua ditentukan sesuai dengan jabatan dengan besaran dasar uang asuransi antara Rp22,5 sampai dengan Rp200. Premi asuransi masing-masing peserta dibayar dimuka oleh Bank dan diamortisasi selama sisa masa kerja karyawan.

   Sesuai dengan Keputusan Direksi No.050/020/ADD/SP/DIR/SDM tanggal 30 Maret 2012 terkait addendum atas perjanjian kerjasama pengelolaan program asuransi tunjangan hari tua dengan Asuransi Jiwasraya bahwa disepakati adanya kenaikan uang asuransi dan premi.

2. INFORMATION OF MATERIAL ACCOUNTING POLICIES (continued)

ad. Employee benefit plan

Defined contribution pension plan (continued)
Contribution payable to a pension fund equivalent to a certain percentage of salaries for qualified employees under the Bank's defined contribution plan is accrued and recognized as expense when services have been rendered by qualified employees.

Defined benefit pension program - NTBS
Based on the decision of the Directors of PT Bank Pembangunan Daerah Nusa Tenggara Barat No.DIR.IA.3.025.1993 dated April 1, 1993 as the founder of Pension Fund of PT Bank Pembangunan Daerah Nusa Tenggara Barat, NTBS established a defined benefit pension plan for all of its permanent employees with a contribution of 7% of the pensionbasic income constituting the NTBS's contribution. Pension Fund of PT Bank Pembangunan Daerah Nusa Tenggara Barat has been approved by the Minister of Finance of the Republic of Indonesia No.KEP288/KM.17/1994 dated October 24, 2004, andcontained in the Supplement to the State Gazette ofthe Republic of Indonesia No.95 dated November 29, 1994. Annual contributions are recognized as pension expenses for the current year.

Based on the decision of the Directors of PT Bank Pembangunan Daerah Nusa Tenggara Barat No.SK/01.21/60/018/2017 dated June 15, 2017 concerning the Pension Fund Regulation from the Pension Fund of PT Bank Pembangunan Daerah Nusa Tenggara Barat. Those who declare an increase in monthly pension benefits, effective from July 1, 2017 and implemented after the Pension Fund Regulation is approved by the Financial Services Authority.

Pension insurance plan

1) Directors' decision No.KEP.079/BPD/83 dated November 11, 1983 and its amendment No.KEP.006/BPD/85 dated January 29, 1985, the Bank provides mutual aid pensions (tunjangan hari tua) in the form of a Mutual Aid Pension Insurance Plan (Program Asuransi Tunjangan Hari Tua) for all employees through a cooperation agreement dated November 3, 1993 with Asuransi Jiwa Bersama Bumiputera 1912 for insurance under a program Asuransi Dwiguna Standar US$. Based on this program, at the commencement of the pension period, in addition to pension allowances, each employee will also receive a mutual aid pension (tunjangan hari tua) based on the employee's latest position.

   Directors' decision No.046/042.1/KEP/DIR/SDM dated March 3, 2008 has been amended with Director's decision No.048/068.1/KEP/DIR/SDM dated May 3, 2010, which stated that the pension allowance was determined based on the employees position with a basic insurance value ranging from Rp22.5 to Rp200. The insurance premiums for employees are paid in advance by the Bank and are amortized over the remaining years of service of employees.

   Pursuant with Director's decision No.050/020/ADD/SP/DIR/SDM dated March 30, 2012 about added for aggrement for management insurance program pension with Insurance Jiwasraya (Corporate) was acceptable increase premiums insurance.

2. INFORMASI KEBIJAKAN AKUNTANSI MATERIAL (lanjutan)

ad. Program imbalan kerja (lanjutan)

Program asuransi tunjangan hari tua (lanjutan)

2) Sesuai dengan persetujuan Dewan Komisaris No.040/090/DK/BPD/02 tanggal 30 Desember 2002, Bank juga menyelenggarakan program manfaat pasti dalam bentuk tunjangan hari tua melalui Program Asuransi Tunjangan Hari Tua untuk seluruh karyawan melalui perjanjian kerja sama yang diadakan pada tanggal 31 Desember 2002 dengan PT Asuransi Jiwasraya (Persero) tentang Pengelolaan Program Asuransi Tunjangan Hari Tua. Berdasarkan program ini, pada saat mulai memasuki masa pensiun, selain tunjangan pensiun, karyawan juga akan memperoleh tunjangan hari tua yang besarnya disesuaikan dengan masa kerja dan jumlah gaji terakhir. Premi asuransi masing-masing peserta dibayar di muka oleh Bank dan diamortisasi selama sisa masa kerja karyawan.

3) Sesuai dengan persetujuan melalui Keputusan Direksi No.KEP.061/03/29/DIR/HC/KEP tanggal 18 Juli 2022, Bank juga menyelenggarakan program manfaat pasti dalam bentuk tunjangan hari tua melalui Program Asuransi Tunjangan Hari Tua untuk seluruh karyawan melalui perjanjian kerja sama yang diadakan pada tanggal 13 Juni 2022 dengan PT Asuransi Jiwa Inhealth Indonesia, tentang Pengelolaan Program Asuransi Dwiguna. Berdasarkan program ini, pada saat mulai memasuki masa pensiun, meninggal dunia, mengundurkan diri degan hormat dan mengundurkan diri karena mengikuti program pengakhiran bakti pegawai.

Program tunjangan hari tua - NTBS

Berdasarkan Keputusan Direksi PT Bank Pembangunan Daerah Nusa Tenggara Barat No.SK/01/12/64/89/2018 tanggal 24 Juli 2018, NTBS memberi tunjangan hari tua untuk karyawan tetap yang diangkat dari bulan April 1992 dengan jumlah kontribusi sebesar 5% (lima persen) dari penghasilan dasar pensiun pekerja dan atas sisa jumlah yang perlu didanakan kepada Program Tunjangan Hari Tua merupakan kontribusi NTBS. Iuran tahunan diakui sebagai beban tunjangan hari tua periode berjalan.

Program imbalan pasca kerja lainnya dan jangka panjang lainnya

Grup juga memberikan imbalan pasca kerja dan jangka panjang lainnya, meliputi uang duka bagi pegawai yang meninggal dunia dan penghargaan masa kerja.

Liabilitas dan pendanaan penghargaan masa kerja dan uang duka dihitung aktuaris independen dengan metode *projected unit credit.*

2. INFORMATION OF MATERIAL ACCOUNTING POLICIES (continued)

ad. Employee benefit plan

Pension insurance plan (continued)

2) Pursuant to the Board of Commissioners' decision No.040/090/DK/BPD/02 dated December 30, 2002, the Bank also provides mutual aid pensions (tunjangan hari tua), through management of a Mutual Aid Pension Insurance Plan (Program Asuransi Tunjangan Hari Tua) for all employees under a cooperation agreement, dated December 31, 2002 with PT Asuransi Jiwasraya (Persero) regarding Management of a Mutual Aid Pension Insurance Plan. Based on this plan, at the commencement of the pension period, in addition to a pension allowance, employees will also receive mutual aid pensions (tunjangan hari tua) equal to the number of years of service multiplied by the employee's latest monthly salary. The insurance premiums for employees are paid in advance by the Bank and are amortized over the remaining years of service of employees.

3) Pursuant to the the approval through the Decree of the Board of Directors No.KEP.061/03/29/DIR/HC/KEP dated July 18, 2022, The Bank also organizes a defined benefit program in the form of pension benefits through the pension Benefit Insurance Program for all employees through a cooperation agreement held on June 13, 2022 with PT Asuransi Jiwa Inhealth Indonesia, regarding the Management of the endowment Insurance Program. Based on this program, when entering retirement age, he dies, resigns with honor and resigns due to participating in the employee service termination program.

Pension benefits program - NTBS

Based on the decision of the Directors of PT Bank Pembangunan Daerah Nusa Tenggara Barat No.SK/01/12/64/89/2018 dated July 24, 2018, NTBS provides retirement benefits for permanent employees appointed from April 1992 with a total contribution of 5% of the basic pension income of workers and the remaining amount that needs to be paid to the Old Age Benefits Program is the NTBS's contribution. Annual contributions are recognized as current period old age benefit expenses.

Other post employee benefits program and long-term employee benefits program

The Group also provides post benefits program and long term benefit plan that includes death benefits to employees who has passed away and gratuity.

Liabilities and employees gratuity funding is calculated by an independent actuary in projected unit credit method.

2. INFORMASI KEBIJAKAN AKUNTANSI MATERIAL (lanjutan)

ad. Program imbalan kerja (lanjutan)

Jasa produksi
Grup juga memberikan jasa produksi tahunan kepada para Komisaris, Direksi dan karyawan dan untuk setiap tahun buku dicadangkan dan diakui sebagai beban pada tahun berjalan yang jumlahnya ditetapkan berdasarkan jumlah jasa produksi yang disetujui dalam RUPS tahun-tahun sebelumnya dan kemudian diusulkan untuk disetujui/disahkan dalam RUPS yang akan datang. Jika terdapat selisih antara jumlah jasa produksi yang dicadangkan dengan jumlah yang disahkan oleh RUPS, maka selisih tersebut dibebankan/dikreditkan pada laporan laba rugi dan penghasilan komprehensif lain konsolidasian sebagai penambah atau pengurang cadangan jasa produksi.

Program penghargaan akhir masa jabatan Dewan Komisaris dan Direksi
Bank memberikan penghargaan akhir masa jabatan untuk Komisaris dan Direksi melalui program asuransi yang jumlahnya dihitung secara proporsional sesuai dengan masa jabatannya berdasarkan Surat Keputusan Dewan Komisaris dan Direksi No.046/04/SK/DK/BPD/2008, tanggal 30 April 2008 yang mengacu pada Akta Rapat Umum Pemegang Saham No.55, tanggal 17 April 2008 yang dibuat oleh Notaris Untung Darnosoewirjo, S.H., di Surabaya, akta RUPS No.28 tanggal 19 Mei 2009 yang dibuat oleh Notaris Untung Darnosoewirjo, S.H., di Surabaya dan RUPS No.26 tanggal 14 April 2010 yang dibuat oleh Notaris Wachid Hasyim, S.H., di Surabaya.

Premi yang dibayar dibebankan pada laporan laba rugi dan penghasilan komprehensif lain konsolidasian selama masa jabatannya secara proporsional.

ae. Biaya emisi saham

Biaya-biaya yang terjadi sehubungan dengan penawaran saham kepada masyarakat (termasuk penerbitan hak memesan efek terlebih dahulu) dikurangkan langsung dari hasil emisi dan disajikan sebagai pengurang pada akun "Tambahan Modal Disetor" sebagai bagian dari ekuitas pada laporan posisi keuangan konsolidasian.

af. Dividen

Pembagian dividen kepada para pemegang saham Grup diakui sebagai sebuah liabilitas dalam laporan keuangan konsolidasian Grup pada tahun ketika dividen tersebut disetujui oleh para pemegang saham Grup.

ag. Provisi

Provisi diakui jika Grup memiliki kewajiban kini (baik bersifat hukum maupun bersifat konstruktif) yang akibat peristiwa masa lalu, besar kemungkinannya penyelesaian kewajiban tersebut mengakibatkan arus keluar sumber daya yang mengandung manfaat ekonomi dan estimasi yang andal mengenai jumlah kewajiban tersebut dapat dibuat.

Provisi ditelaah pada setiap tanggal pelaporan dan disesuaikan untuk mencerminkan estimasi terbaik yang paling kini. Jika arus keluar sumber daya untuk menyelesaikan kewajiban kemungkinan besar tidak terjadi, maka provisi dibatalkan.

2. INFORMATION OF MATERIAL ACCOUNTING POLICIES (continued)

ad. Employee benefit plan

Bonuses
The Group also provides annual bonuses for Commissioners, Directors and employees. These costs are recognized as current year's expenses and the amount is determined based on the bonuses authorized during Shareholders' General Meetings (RUPS) in the prior year. Such bonuses are subsequently proposed for approval by the Shareholders in the following Shareholders' General Meeting (RUPS). Any difference between the amount accrued and the amount approved by the RUPS is charged/credited to consolidated statement of profit or loss and other comprehensive income as an addition to or deduction of the provision for bonuses.

End of service awards program for the Boards of Commissioners and Directors
The Bank provides end of service awards program for Commissioners and Directors through an insurance program, which amount is calculated proportionally during the period of service in accordance with a Decision Letter of the Bank's Boards of Commissioners and Directors No.046/04/SK/DK/BPD/2008, dated April 30, 2008 referred to the Minutes of Shareholders' Meeting No.55, dated April 17, 2008 prepared by Untung Darnosoewirjo, S.H., public notary in Surabaya, Minutes of Shareholders' Meeting No.28, dated May 19, 2009 prepared by Untung Darnosoewirjo, S.H., public notary in Surabaya, and Minutes of Shareholders' Meeting No.26, dated April 14, 2010 prepared by Wachid Hasyim, S.H., public notary in Surabaya

Premiums paid are charged proportionally to consolidated statement of profit or loss and other comprehensive income over the service period.

ae. Shares issuance costs

The cost related to the public offering of shares (including pre-emptive rights issue) are deducted from the proceeds and presented as a deduction from the "Other Paid-In Capital" account, under equity section in the consolidated statements of financial position.

af. Dividend

Dividend distribution to the Group's shareholders is recognized as a liability in the Group consolidated financial statements in the year in which the dividends are approved by the Group's shareholders.

ag. Provisions

Provisions are recognized when the Group has a present obligation (legal or constructive) where, as a result of a past event, it is probable that an outflow of resources embodying economic benefits will be required to settle the obligation and reliable estimate can be made of the amount of obligation.

Provisions are reviewed at each reporting date and adjusted to reflect the current best estimate. If it is no longer probable that an outflow of resources embodying economic benefits will be required to settle the obligation, the provision is reversed.

2. INFORMASI KEBIJAKAN AKUNTANSI MATERIAL (lanjutan)

ah. Liabilitas dan aset kontinjensi

Liabilitas kontinjensi tidak diakui dalam laporan keuangan konsolidasian tetapi diungkapkan kecuali jika kemungkinan terjadi kecil. Aset kontinjensi tidak diakui namun diungkapkan dalam laporan keuangan konsolidasian ketika adanya kemungkinan untuk mendapatkan manfaat ekonomi.

ai. Informasi segmen

Grup menentukan dan menyajikan segmen operasi berdasarkan informasi yang secara internal diberikan oleh bagian akuntansi kepada pengambil keputusan operasional.

Grup mengidentifikasikan segmen operasi sebagai suatu komponen dari entitas:

1) yang terlibat dalam aktivitas bisnis yang mana memperoleh pendapatan dan menimbulkan beban (termasuk pendapatan dan beban terkait dengan transaksi dengan komponen lain dari entitas yang sama);
2) hasil operasinya dikaji ulang secara reguler oleh pengambil keputusan operasional untuk membuat keputusan tentang sumber daya yang dialokasikan pada segmen tersebut dan menilai kinerjanya; dan
3) tersedia informasi keuangan yang dapat dipisahkan.

Grup mengungkapkan segmen operasionalnya berdasarkan segmen usaha yang meliputi perbankan konvensional dan syariah.

aj. Peristiwa setelah periode pelaporan

Setiap peristiwa setelah akhir tahun yang menyebabkan tambahan informasi mengenai posisi keuangan Grup *(adjusting event)* akan disesuaikan dalam laporan keuangan konsolidasian. Peristiwa setelah akhir tahun yang bukan merupakan *adjusting events,* jika ada, akan diungkapkan ketika memiliki dampak material terhadap laporan keuangan.

ak. Penggunaan estimasi dan pertimbangan akuntansi signifikan

Penyusunan laporan keuangan konsolidasian Grup mengharuskan manajemen untuk membuat pertimbangan, estimasi dan asumsi yang mempengaruhi jumlah yang dilaporkan dari pendapatan, beban, aset dan liabilitas, dan pengungkapan atas liabilitas kontinjensi, pada akhir periode pelaporan. Ketidakpastian mengenai asumsi dan estimasi tersebut dapat mengakibatkan penyesuaian material terhadap nilai tercatat aset dan liabilitas dalam periode pelaporan berikutnya.

Pertimbangan

Pertimbangan berikut ini dibuat oleh manajemen dalam rangka penerapan kebijakan akuntansi Grup yang memiliki pengaruh paling signifikan atas jumlah yang diakui dalam laporan keuangan konsolidasian:

2. INFORMATION OF MATERIAL ACCOUNTING POLICIES (continued)

ah. Contingent liabilities and assets

Contingent liabilities are not recognized in the consolidated financial statements but are disclosed unless the possibility of an outflow of resources embodying economic benefits is remote. Contingent assets are not recognized but are disclosed in the consolidated financial statement when an inflow of economic benefits are probable.

ai. Segment information

The Group determines and presents operating segments based on the information that is internally provided by accounting department to the operating decision maker.

The Group defines an operating segment as a component of an entity:

1) that engages in business activities from which it may earn revenues and incur expenses (including revenues and expenses relating to transactions with other components of the same entity);
2) whose operating results are reviewed regularly by the entity's chief operating decision maker to make decisions about resources to be allocated to the segment and assess its performance; and
3) for which discrete financial information is available.

Bank discloses its operating segments based on business segments that consist of banking conventional and sharia.

aj. Subsequent event

Any post-year-end event that provides additional information about the Group's financial position (adjusting event) is reflected in the consolidated financial statements. Post-year-end events that are not adjusting events, if any, are disclosed when material to the financial statements.

ak. Use of significant accounting estimates and judgments

The preparation of the Group's consolidated financial statements requires management to make judgments, estimates and assumptions that affect the reported amounts of revenues, expenses, assets and liabilities, and the disclosure of contingent liabilities, at the end of the reporting period. Uncertainty about these assumptions and estimates could result in outcomes that require a material adjustment to the carrying amount of the asset and liability affected in future periods.

Judgments

The following judgments are made by management in the process of applying the Group's accounting policies that have the most significant effects on the amounts recognized in the consolidated financial statements:

2. INFORMASI KEBIJAKAN AKUNTANSI MATERIAL (lanjutan)

ak. Penggunaan estimasi dan pertimbangan akuntansi signifikan (lanjutan)

Pertimbangan (lanjutan)

Kelangsungan usaha

Manajemen Grup telah melakukan penilaian atas kemampuan Grup untuk mempertahankan kelangsungan usahanya dan berkeyakinan bahwa Grup memiliki sumber daya untuk mempertahankan usahanya di masa mendatang. Selain itu, manajemen tidak mengetahui adanya ketidakpastian material yang dapat menimbulkan keraguan yang signifikan terhadap kemampuan Grup untuk mempertahankan usahanya. Oleh karena itu, laporan keuangan konsolidasian telah disusun atas dasar usaha yang berkelanjutan.

Klasifikasi aset dan liabilitas keuangan

Grup menetapkan klasifikasi atas aset dan liabilitas tertentu sebagai aset keuangan dan liabilitas keuangan dengan mempertimbangkan apakah definisi yang ditetapkan PSAK 109 dipenuhi. Dengan demikian, aset keuangan dan liabilitas keuangan diakui sesuai dengan kebijakan akuntansi Grup seperti diungkapkan pada (Catatan 2e).

Nilai wajar instrumen keuangan

Semua aset dan liabilitas dimana nilai wajar diukur atau diungkapkan dalam laporan keuangan konsolidasian dapat dikategorikan pada *level* hierarki nilai wajar, berdasarkan tingkatan *input* terendah yang signifikan atas pengukuran nilai wajar secara keseluruhan:

- *Level* 1: harga kuotasian (tanpa penyesuaian) di pasar aktif untuk aset atau liabilitas yang identik yang dapat diakses pada tanggal pengukuran.
- *Level* 2: *input* selain harga kuotasian yang termasuk dalam *level* 1 yang dapat diobservasi untuk aset dan liabilitas, baik secara langsung atau tidak langsung.
- *Level* 3: *input* yang tidak dapat diobservasi untuk aset dan liabilitas.

Klasifikasi investasi pada biaya perolehan diamortisasi

Surat berharga dengan klasifikasi pada biaya perolehan diamortisasi membutuhkan judgment yang signifikan. Dalam membuat judgment ini, Grup mengevaluasi model bisnis dan persyaratan kontraktual dari aset keuangan yang pada tanggal tertentu meningkatkan arus kas yang semata dari pembayaran pokok dan bunga.

Aset keuangan yang tidak memiliki harga pasar

Grup mengklasifikasikan aset keuangan dengan mengevaluasi, antara lain, apakah aset tersebut dikuotasi atau tidak di pasar aktif. Termasuk dalam evaluasi adalah apakah aset keuangan yang dikuotasi di pasar aktif tersebut ditentukan berdasarkan apakah harga kuotasi tersedia secara rutin, dan apakah harga tersebut mencerminkan harga aktual yang secara teratur terjadi transaksi pasar secara wajar.

2. INFORMATION OF MATERIAL ACCOUNTING POLICIES (continued)

ak. Use of significant accounting estimates and judgments (continued)

Judgments (continued)

Going concern

The Group's management has assessed group's ability to continue as a going concern and believes that the Group has the resources to continue its business in the future. In addition to that, management is not aware of any material uncertainty that may cast significant doubt to the Group's ability to continue as a going concern. Therefore, the consolidated financial statements have been prepared on going concern basis.

Classification of financial assets and liabilities

The Group determines the classifications of certain assets and liabilities as financial assets and financial liabilities by judging if they meet the definition set forth in PSAK 109. Accordingly, the financial assets and financial liabilities are accounted for in accordance with the Group's accounting policies disclosed in (Note 2e).

Fair value of financial instruments

All assets and liabilities in which fair value is measured or disclosed in the consolidated financial statements can be classified in fair value hierarchy levels, based on the lowest level of input that is significant on the overall fair value measurement:

- *Level 1: quoted price (without adjustments) in active markets for identical assets or liabilities that are accessible at the measurement date.*
- *Level 2: inputs other than quoted prices included in Level 1 that are observable for the assets and liabilities, either directly or indirectly.*
- *Level 3: unobservable inputs for the asset and liability.*

Classification to amortized cost investments

The classification under amortized cost securities requires significant judgment. In making this judgment, the Group evaluates its business model and the contractual termsof thefinancial asset give rise on specified dates to cash flows that are solely payments of principal and interest.

Financial assets not quoted in an active market

The Group classifies financial assets by evaluating, among others, whether the asset is quoted or not in an active market. Included in the evaluation on whether a financial asset is quoted in an active market is the determination on whether quoted prices are readily and regularly available, and whether those prices represent actual and regulary occurring market transactions on an arm's length basis.

2. INFORMASI KEBIJAKAN AKUNTANSI MATERIAL (lanjutan)

ak. Penggunaan estimasi dan pertimbangan akuntansi signifikan (lanjutan)

Kontinjensi
Grup saat ini terlibat dalam beberapa kasus hukum. Estimasi atas biaya yang mungkin terjadi atas penyelesaian tuntutan-tuntutan tersebut sudah dikonsultasikan dengan penasihat dari luar yang menangani pembelaan Grup dalam hal-hal tersebut dan berdasarkan analisa dari hasil yang mungkin terjadi. Grup saat ini tidak yakin kalau kasus-kasus ini akan memiliki efek kerugian yang material pada laporan keuangan konsolidasian. Bagaimanapun, ada kemungkinan dari hasil-hasil operasi di masa akan datang akan terpengaruh secara material oleh perubahan dari perkiraan-perkiraan atau dalam keefektifan dari strategi yang berhubungan dengan kasus-kasus tersebut.

Penilaian mata uang fungsional
Manajemen telah melakukan pertimbangan untuk menentukan mata uang fungsional yang paling mewakili dampak ekonomi dari suatu transaksi, kejadian dan kondisi-kondisi yang relevan terhadap entitas. Dalam membuat pertimbangan tersebut, Grup telah mempertimbangkan hal-hal sebagai berikut:

- mata uang yang mempengaruhi harga jual atas instrumen keuangan dan jasa-jasa lainnya (biasanya dari mata uang atas harga jual instrumen keuangan dan jasa-jasa yang telah diselesaikan);
- mata uang atas dana yang dihasilkan dari aktivitas pendanaan; dan
- mata uang atas yang biasa diterima dari aktivitas operasi.

Estimasi dan asumsi
Asumsi utama masa depan dan sumber utama estimasi ketidakpastian lain pada tanggal pelaporan yang memiliki risiko signifikan yang dapat menimbulkan penyesuaian yang material terhadap nilai tercatat aset dan liabilitas untuk tahun keuangan berikutnya, diungkapkan di bawah ini. Grup mendasarkan asumsi dan estimasinya pada parameter yang tersedia pada saat laporan keuangan konsolidasian disusun. Situasi yang ada dan asumsi perkembangan masa depan, dapat berubah akibat perubahan pasar atau situasi yang berada di luar kendali Grup. Perubahan-perubahan tersebut dicerminkan di dalam asumsi-asumsi terkait pada saat terjadinya.

Aset pajak tangguhan
Aset pajak tangguhan diakui atas jumlah pajak penghasilan terpulihkan *(recoverable)* pada periode mendatang sebagai akibat perbedaan temporer yang boleh dikurangkan. Justifikasi manajemen diperlukan untuk menentukan jumlah aset pajak tangguhan yang dapat diakui, sesuai dengan waktu yang tepat dan tingkat laba fiskal di masa mendatang sejalan dengan strategi rencana perpajakan ke depan (Catatan 25g).

Pensiun
Program-program pensiun ditentukan berdasarkan perhitungan aktuaria. Perhitungan aktuaria menggunakan asumsi-asumsi seperti tingkat diskonto, tingkat pengembalian investasi, tingkat kenaikan gaji, tingkat kematian, tingkat pengunduran diri dan lain-lain (Catatan 44).

2. INFORMATION OF MATERIAL ACCOUNTING POLICIES (continued)

ak. Use of significant accounting estimates and judgments (continued)

Contingencies
The Group is currently involved in various legal proceedings. The estimate of the probable costs for the resolution of these claims has been developed in consultation with outside counsel handling the Group's defense on these matters and is based upon an analysis of the potential results. The Group currently does not believe that these proceedings will have a material adverse effect on the consolidated financial statements. It is possible, however, that future results of operations could be materially affected by changes in the estimates or in the effectiveness of the strategies relating to the proceedings.

Assessment of functional currency
The management has considered to use its judgment to determine the entity's functional currency such that it most faithfully represents the economic effects of the underlaying transactions, events and conditions that are relevant to the entity. In making this judgment, the Group has considered the following:

- *the currency that mainly influences sales prices for financial instruments and services (this will often be the currency in which sales prices for its financial instruments and services are denominated and settled);*
- *the currency in which funds from financing activities are generated; and*
- *the currency in which funds from operating are usually retained.*

Estimates and assumptions
The key assumptions concerning the future and other key sources of estimation uncertainty at the reporting date that have a significant risk of causing a material adjustment to the carrying amounts of assets and liabilities within the next financial year are disclosed below. The Group based its assumptions and estimates on parameters available when the financial statements were prepared. Existing circumstances and assumptions about future developments, may change due to market changes or circumstances arising beyond the control of the Group. Such changes are reflected in the assumptions as they occur.

Deferred tax assets
Deferred tax assets are recognized for the future recoverable taxable income arising from temporary difference. Management's judgement is required to determine the amount of deferred tax assets that can be recognized, based upon the likely timing on level of future taxable profits together with future tax planning strategics (Note 25g).

Pension
Pension programs are determined based on actuarial valuation. The actuarial valuation involves assumptions such as discount rate expected rate of returns on investments, future salary increase, mortality rate, resignation rates and others (Note 44).

2. INFORMASI KEBIJAKAN AKUNTANSI MATERIAL (lanjutan)

ak. Penggunaan estimasi dan pertimbangan akuntansi signifikan (lanjutan)

Estimasi dan asumsi (lanjutan)

Penurunan nilai surat berharga pada biaya perolehan

Grup mereviu surat berharga yang diklasifikasikan pada biaya perolehan diamortisasi pada setiap tanggal posisi keuangan untuk menilai apakah telah terjadi penurunan nilai.

Dalam menentukan pertimbangan, Grup mengevaluasi diantaranya faktor, pergerakan harga pasar historis dan jangka waktu serta lama perpanjangan di mana nilai wajar dari investasi kurang dari biayanya (Catatan 8 dan 49e).

Penurunan nilai atas aset tidak produktif

Grup melakukan penilaian atas penurunan nilai pada aset non-finansial kapan saja terdapat peristiwa atau perubahan keadaan yang mengindikasikan bahwa nilai tercatat pada suatu aset mungkin tidak dapat diperoleh kembali. Faktor-faktor yang dianggap penting oleh Grup yang dapat memicu adanya ulasan atas penurunan nilai termasuk sebagai berikut: (Catatan 49e)

1) Kinerja di bawah rata-rata yang signifikan yang relatif terhadap hasil historis atau proyeksi hasil operasi yang diharapkan; di masa yang akan datang;
2) Perubahan yang signifikan dari cara penggunaan aset yang diperoleh atau strategi untuk bisnis secara keseluruhan; dan
3) Tren negatif industri dan ekonomi yang signifikan.

Pengukuran penyisihan kerugian kredit ekspektasian (ECL)

Pengukuran penyisihan kerugian kredit ekspektasian untuk aset keuangan yang diukur dengan biaya perolehan diamortisasi dan FVOCI adalah area yang memerlukan penggunaan model yang kompleks dan asumsi signifikan tentang kondisi ekonomi dan perilaku kredit di masa depan (misalnya kemungkinan pelanggan gagal bayar dan kerugian yang timbul). Penjelasan tentang input, asumsi dan teknik estimasi yang digunakan dalam mengukur ECL dirinci lebih lanjut di (Catatan 2o), yang juga menetapkan sensitivitas kunci ECL terhadap perubahan elemen-elemen ini.

Sejumlah pertimbangan signifikan juga diperlukan dalam menerapkan persyaratan akuntansi untuk mengukur ECL, seperti:

- Menentukan kriteria untuk peningkatan risiko kredit yang signifikan;
- Memilih model dan asumsi yang tepat untuk pengukuran ECL;
- Menetapkan jumlah dan bobot relatif dari skenario forward-looking untuk setiap jenis produk/pasar dan ECL terkait; dan
- Membentuk kelompok aset keuangan serupa untuk keperluan pengukuran ECL.

Estimasi ini didasarkan pada asumsi-asumsi tentang sejumlah faktor dan hasil aktual mungkin berbeda, yang tercermin dalam perubahan penyisihan ECL tersebut di masa mendatang (Catatan 49e).

Penyusutan dan estimasi masa manfaat dari aset tetap

Biaya perolehan aset tetap disusutkan dengan menggunakan metode garis lurus untuk bangunan dan metode saldo menurun ganda untuk selain bangunan berdasarkan taksiran masa manfaat ekonomisnya. Manajemen Grup mengestimasi masa manfaat ekonomis aset tetap antara 4 sampai dengan 20 tahun.

2. INFORMATION OF MATERIAL ACCOUNTING POLICIES (continued)

ak. Use of significant accounting estimates and judgments (continued)

Estimates and assumptions (continued)

Impairment of amortized cost marketable securities

The Group reviews marketable securities classified amortized cost at each financial position date to assess whether there is an impairment in value.

In making this judgment, the Group evaluates, among others factors, historical market price movements and duration and the extent to which the fair value of the investment is less than the cost (Note 8 and 49e).

Impairment of non-productive assets

Group assesses impairment on non productive assets whenever events or changes in circumstances indicate that the carrying amount of an asset may not be recoverable. The factors that the Group considers important which could trigger an impairment review include the followings: (Note 49e)

1) Significant underperfomance relative to expected historical or projected future operating results;
2) Significant changes in the manner of use of the acquired assets or the strategy for overall business; and
3) Significant negative industry or economic trends.

Measurement of expected credit loss (ECL) allowance

The measurement of the expected credit loss allowance for financial assets measured at amortized cost and FVOCI is an area that requires the use of complex models and significant assumptions about future economic conditions and credit behaviour (e.g. the likelihood of customers defaulting and the resulting losses). Explanation of the inputs, assumptions and estimation techniques used in measuring ECL is further detailed in (Note 2o), which also sets out key sensitivities of the ECL to changes in these elements.

A number of significant judgements are also required in applying the accounting requirements for measuring ECL, such as:

- *Determining criteria for significant increase in credit risk;*
- *Choosing appropriate models and assumptions for the measurement of ECL;*
- *Establishing the number and relative weightings of forward-looking scenarios for each type of product/market and the associated ECL; and*
- *Establishing Banks of similar financial assets for the purposes of measuring ECL.*

These estimates are based on assumptions about a number of factors and actual results may differ, as reflected in changes in the ECL allowance in the future (Note 49e).

Depreciation and estimated useful lives of fixed assets

The costs of fixed asset are depreciated on a straight-line method for buildings and on a double declining balance method for other than buildings over their estimated useful lives. The Group's management estimates the useful lives of these fixed assets to be within 4 to 20 years.

2. INFORMASI KEBIJAKAN AKUNTANSI MATERIAL (lanjutan)

ak. Penggunaan estimasi dan pertimbangan akuntansi signifikan (lanjutan)

Estimasi dan asumsi (lanjutan)
Penyusutan dan estimasi masa manfaat dari aset tetap
Perubahan tingkat pemakaian dan perkembangan teknologi dapat mempengaruhi masa manfaat ekonomis dan nilai sisa aset, dan karenanya biaya penyusutan masa depan mungkin direvisi (Catatan 16).

2. INFORMATION OF MATERIAL ACCOUNTING POLICIES (continued)

ak. Use of significant accounting estimates and judgments (continued)

Estimates and assumptions (continued)
Depreciation and estimated useful lives of fixed assets
Changes in the expected level of the usage and technological development could impact the economic useful lives and the residual values of the assets, and thefore future depreciation changes could be revised (Note 16).

3. KAS

3. CASH

	2024		2023		
	Jumlah nosional mata uang asing/ *Notional amount foreign currencies* (Dalam angka penuh/ *In full amount*)	Ekuivalen Rupiah/ *Rupiah equivalent*	Jumlah nosional mata uang asing/ *Notional amount foreign currencies* (Dalam angka penuh/ *In full amount*)	Ekuivalen Rupiah/ *Rupiah equivalent*	
Rupiah		**2.821.897**		**2.593.983**	***Rupiah***
Mata uang asing					***Foreign currencies***
Dolar Amerika Serikat	880.792	14.295	1.731.887	26.668	*United States Dollar*
Riyal Saudi Arabia	3.431.060	14.699	3.759.449	15.436	*Saudi Arabian Riyal*
Dolar Singapura	587.627	6.841	663.426	7.746	*Singapore Dollar*
Ringgit Malaysia	808.422	2.909	591.322	1.984	*Malaysian Ringgit*
Euro Eropa	165.050	2.766	182.730	3.113	*European Euro*
Dolar Australia	134.285	1.345	134.405	1.414	*Australian Dollar*
Poundsterling Inggris Raya	57.745	1.168	57.475	1.128	*Great Britain Poundsterling*
Yen Jepang	8.207.000	846	5.606.000	610	*Japanese Yen*
Dolar Hong Kong	227.120	471	186.580	368	*Hong Kong Dollar*
Yuan China Renminbi	110.324	242	150.105	325	*Chinese Yuan Renminbi*
Jumlah mata uang asing		**45.582**		**58.792**	***Total foreign currencies***
Jumlah kas		**2.867.479**		**2.652.775**	***Total cash***

Kas dalam Rupiah pada tanggal 31 Desember 2024 dan 2023, masing-masing termasuk uang pada mesin Anjungan Tunai Mandiri (ATM) dan *Cash Recycle Machine* (CRM) sejumlah Rp457.966 dan Rp300.802.

Cash in Rupiah as of December 31, 2024 and 2023, includes funds at Automatic Teller Machines (ATM) and Cash Recycle Machine (CRM) amounting to Rp457,966 and Rp300,802, respectively.

4. GIRO PADA BANK INDONESIA

4. CURRENT ACCOUNTS WITH BANK INDONESIA

	2024		2023		
	Jumlah nosional mata uang asing/ *Notional amount foreign currencies* (Dalam angka penuh/ *In full amount*)	Ekuivalen Rupiah/ *Rupiah equivalent*	Jumlah nosional mata uang asing/ *Notional amount foreign currencies* (Dalam angka penuh/ *In full amount*)	Ekuivalen Rupiah/ *Rupiah equivalent*	
Rupiah		5.551.957		7.940.618	*Rupiah*
Dolar Amerika Serikat	2.000.000	32.190	2.000.000	30.794	*United States Dollar*
Jumlah		**5.584.147**		**7.971.412**	***Total***

Dalam giro pada Bank Indonesia termasuk giro yang didasarkan pada prinsip perbankan syariah sebesar Rp738.890 dan Rp188.268 masing-masing pada tanggal 31 Desember 2024 dan 2023.

Current accounts with Bank Indonesia include current accounts based on sharia banking principles amounting to Rp738,890 and Rp188,268 as of December 31, 2024 and 2023, respectively.

Giro Wajib Minimum (GWM) Bank sesuai dengan Peraturan Bank Indonesia dan Peraturan Anggota Dewan Gubernur (PADG) diungkapkan pada Catatan 63a.

Minimum Statutory Reserves (GWM) Bank in accordance with Bank Indonesia (BI) Regulation Regulation of Members of The Board of Governors (PADG) are disclosed in Note 63a.

5. GIRO PADA BANK LAIN / *5. CURRENT ACCOUNTS WITH OTHER BANKS*

a. Berdasarkan bank / *a. By bank*

	2024	2023	
Rupiah			***Rupiah***
PT Bank Rakyat Indonesia (Persero) Tbk	337.388	248.110	*PT Bank Rakyat Indonesia (Persero) Tbk*
PT Bank Central Asia Tbk	73.275	74.098	*PT Bank Central Asia Tbk*
PT Bank CIMB Niaga Tbk	17.699	10.873	*PT Bank CIMB Niaga Tbk*
PT Bank Mandiri (Persero) Tbk	4.612	2.990	*PT Bank Mandiri (Persero) Tbk*
PT Bank Negara Indonesia (Persero) Tbk	488	417	*PT Bank Negara Indonesia (Persero) Tbk*
PT Bank Syariah Indonesia Tbk	236	-	*PT Bank Syariah Indonesia Tbk*
	433.698	**336.488**	
Mata uang asing			***Foreign currencies***
PT Bank Central Asia Tbk	31.356	54.323	*PT Bank Central Asia Tbk*
PT Bank Negara Indonesia (Persero) Tbk	21.746	18.428	*PT Bank Negara Indonesia (Persero) Tbk*
DBS Singapore Ltd	11.744	64.172	*DBS Singapore Ltd*
PT Bank Mandiri (Persero) Tbk	4.865	7.584	*PT Bank Mandiri (Persero) Tbk*
PT Bank Rakyat Indonesia (Persero) Tbk	863	5.987	*PT Bank Rakyat Indonesia (Persero) Tbk*
PT Bank ICBC Indonesia	812	4.348	*PT Bank ICBC Indonesia*
	71.386	**154.842**	
Jumlah	**505.084**	**491.330**	***Total***
Cadangan kerugian penurunan nilai	(277)	(1.077)	*Allowance for impairment losses*
Jumlah - bersih	**504.807**	**490.253**	***Total - net***

Pada tanggal 31 Desember 2024 dan 2023, giro pada bank lain termasuk giro yang ditempatkan oleh unit usaha syariah masing-masing sebesar Rp563 dan Rp209.

As of December 31, 2024 and 2023, current accounts with other banks include current accounts sharia business unit amounting to Rp563 and Rp209, respectively.

b. Berdasarkan mata uang / *b. By currency*

	2024		2023		
	Jumlah nosional mata uang asing/ *Notional amount foreign currencies* (Dalam angka penuh/ *In full amount*)	**Ekuivalen Rupiah/ *Rupiah equivalent***	**Jumlah nosional mata uang asing/ *Notional amount foreign currencies* (Dalam angka penuh/ *In full amount*)**	**Ekuivalen Rupiah/ *Rupiah equivalent***	
Rupiah		**433.698**		**336.488**	***Rupiah***
Mata uang asing					***Foreign currencies***
Dolar Amerika Serikat	3.302.339	53.151	5.074.571	78.132	*United States Dollar*
Dolar Singapura	991.526	11.744	5.495.878	64.172	*Singapore Dollar*
Euro Eropa	119.540	2.003	182.202	3.104	*European Euro*
Dolar Australia	193.798	1.941	335.609	3.531	*Australian Dollar*
Yuan China Renminbi	368.389	812	2.003.450	4.348	*Chinese Yuan Renminbi*
Poundsterling Inggris Raya	374.511	757	56.643	1.112	*Great Britain Poundsterling*
Yen Jepang	5.552.857	572	521.168	57	*Japanese Yen*
Dolar Hong Kong	195.690	406	195.940	386	*Hong Kong Dollar*
Jumlah mata uang asing		**71.386**		**154.842**	***Total foreign currencies***
Cadangan kerugian penurunan nil		(277)		(1.077)	*Allowance for impairment losses*
Neto		**504.807**		**490.253**	***Net***

c. Tingkat suku bunga per tahun / *c. Interest rates per annum*

	2024	2023	
Rupiah	0,07%	0,10%	*Rupiah*
Mata uang asing	0,02%	0,89%	*Foreign currencies*

5. GIRO PADA BANK LAIN (lanjutan)

d. Berdasarkan hubungan

Pada tanggal 31 Desember 2024 dan 2023, tidak ada giro pada bank lain pada pihak berelasi.

e. Berdasarkan kolektibilitas

Kolektibilitas giro pada bank lain sesuai Peraturan OJK diungkapkan pada Catatan 63b.

f. Nilai tercatat

5. CURRENT ACCOUNTS WITH OTHER BANKS (continued)

d. By relationship

As of December 31, 2024 and 2023, no current accounts in related parties.

e. By collectability

Collectibility current accounts with other banks in accordance with Financial Service Authority Rule are disclosed in Note 63b.

f. Carrying amount

	2024				
	Tahap 1/ *Stage 1*	**Tahap 2/ *Stage 2***	**Tahap 3/ *Stage 3***	**Jumlah/ *Total***	
Rupiah	433.698	-	-	433.698	*Rupiah*
Mata uang asing	71.386	-	-	71.386	*Foreign currencies*
Jumlah	**505.084**	**-**	**-**	**505.084**	***Total***
Cadangan kerugian penurunan nilai	(277)	-	-	(277)	*Allowance for impairment losses*
Neto	**504.807**	**-**	**-**	**504.807**	***Net***

	2023				
	Tahap 1/ *Stage 1*	**Tahap 2/ *Stage 2***	**Tahap 3/ *Stage 3***	**Jumlah/ *Total***	
Rupiah	336.488	-	-	336.488	*Rupiah*
Mata uang asing	154.842	-	-	154.842	*Foreign currencies*
Jumlah	**491.330**	**-**	**-**	**491.330**	***Total***
Cadangan kerugian penurunan nilai	(1.077)	-	-	(1.077)	*Allowance for impairment losses*
Neto	**490.253**	**-**	**-**	**490.253**	***Net***

g. Cadangan kerugian penurunan nilai

g. Allowance for impairment losses

	2024				
	Tahap 1/ *Stage 1*	**Tahap 2/ *Stage 2***	**Tahap 3/ *Stage 3***	**Jumlah/ *Total***	
Saldo awal tahun	1.077	-	-	1.077	*Balance at beginning of year*
Pemulihan tahun berjalan	(800)	-	-	(800)	*Recovery during the year*
Saldo akhir tahun	**277**	**-**	**-**	**277**	***Balance at end of year***

	2023				
	Tahap 1/ *Stage 1*	**Tahap 2/ *Stage 2***	**Tahap 3/ *Stage 3***	**Jumlah/ *Total***	
Saldo awal tahun	441	-	-	441	*Balance at beginning of year*
Penyisihan tahun berjalan	636	-	-	636	*Provision during the year*
Saldo akhir tahun	**1.077**	**-**	**-**	**1.077**	***Balance at end of year***

Manajemen berpendapat bahwa jumlah penyisihan kerugian penurunan nilai yang dibentuk telah memadai untuk menutup kemungkinan terjadinya kerugian atas tidak tertagihnya giro pada bank lain.

Management believes that the allowance for impairment losses is adequate to cover the possible losses of uncollectible current account with other banks.

Informasi mengenai klasifikasi aset keuangan yang mengalami penurunan nilai dan tidak mengalami penurunan nilai berikut dengan informasi staging cadangan kerugian penurunan nilai giro pada bank lain diungkapkan pada Catatan 49e.

Information with respect to classification of impaired and not impaired financial assets also information about the staging of current account with other banks are disclosed in Note 49e.

6. PENEMPATAN PADA BANK INDONESIA DAN BANK LAIN / *PLACEMENTS WITH BANK INDONESIA AND OTHER BANKS*

a. Berdasarkan jenis dan jangka waktu / *By type and maturity*

	2024						
	< 1 bulan/ *< 1 month*	> 1-3 bulan/ *> 1-3 months*	> 3-6 bulan/ *months*	> 6-12 bulan/ *> 6-12 months*	> 12 bulan/ *> 12 months*	Jumlah *Total*	
Deposit facility							*Deposit facility*
Rupiah	665.000	-	-	-	-	665.000	*Rupiah*
Interbank call money							*Interbank call money*
Rupiah	550.000	-	-	-	-	550.000	*Rupiah*
Mata uang asing	418.470	-	-	-	-	418.470	*Foreign currencies*
Jumlah	**1.633.470**	**-**	**-**	**-**	**-**	**1.633.470**	*Total*
Cadangan kerugian penurunan nilai	(1.278)		-	-	-	(1.278)	*Allowance for impairment losses*
Neto	**1.632.192**	**-**	**-**	**-**	**-**	**1.632.192**	***Net***

	2023						
	< 1 bulan/ *< 1 month*	> 1-3 bulan/ *> 1-3 months*	> 3-6 bulan/ *months*	> 6-12 bulan/ *> 6-12 months*	> 12 bulan/ *> 12 months*	Jumlah *Total*	
Deposit facility							*Deposit facility*
Rupiah	-	1.150.000	-	-	-	1.150.000	*Rupiah*
Interbank call money							*Interbank call money*
Rupiah	-	3.914.000	-	-	-	3.914.000	*Rupiah*
Mata uang asing	-	169.367	-	-	-	169.367	*Foreign currencies*
Deposito berjangka							*Time deposits*
Rupiah	-	-	1.500	-	-	1.500	*Rupiah*
Jumlah	**-**	**5.233.367**	**1.500**	**-**	**-**	**5.234.867**	*Total*
Dikurangi:							*Less:*
Diskonto yang belum diamortisasi	-	(146)	-	-	-	(146)	*Unamortized Interest*
Jumlah	**-**	**5.233.221**	**1.500**	**-**	**-**	**5.234.721**	*Total*
Cadangan kerugian penurunan nilai	-	(5.021)	(5)	-	-	(5.026)	*Allowance for impairment losses*
Jumlah - bersih	**-**	**5.228.200**	**(5)**	**-**	**-**	**5.229.695**	***Total - net***

Pada tanggal 31 Desember 2024 dan 2023, dalam penempatan pada Bank Indonesia dan bank lain termasuk penempatan yang ditempatkan oleh unit usaha syariah masing-masing sebesar Rp665.000 dan Rp150.209.

As of December 31, 2024 and 2023, placements with Bank Indonesia and other banks include placements of sharia business unit amounting to Rp665,000 and Rp150,209 respectively.

Pada tanggal 31 Desember 2024 dan 2023, tidak memiliki penempatan pada pihak berelasi.

As of December 31, 2024 and 2023, no funds placed with related parties.

b. Berdasarkan kolektibilitas / *By collectability*

Kolektibilitas penempatan pada Bank Indonesia dan bank lain sesuai Peraturan OJK diungkapkan pada Catatan 63c.

Collectibility placements with Bank Indonesia and other banks in accordance with Financial Service Authority Rule are disclosed in Note 63c.

c. Tingkat suku bunga per tahun / *Interest rates per annum*

	2024	2023	
Rupiah			*Rupiah*
Interbank call money	6,25%	5,92%	*Interbank call money*
Deposit facility	5,34%	5,10%	*Deposit facility*
Deposito berjangka	6,37%	6,02%	*Time deposit*
Mata uang asing			*Foreign currencies*
Term deposit	5,16%	5,29%	*Term deposit*
Interbank call money	5,25%	5,17%	*Interbank call money*

6. PENEMPATAN PADA BANK INDONESIA DAN BANK LAIN (lanjutan) / *6. PLACEMENTS WITH BANK INDONESIA AND OTHER BANKS (continued)*

d. Nilai tercatat / *d. Carrying amount*

	2024				
	Tahap 1/ *Stage 1*	Tahap 2/ *Stage 2*	Tahap 3/ *Stage 3*	Jumlah/ *Total*	
Penempatan pada Bank Indonesia	665.000	-	-	665.000	*Placements with Bank Indonesia*
Interbank call money	968.470	-	-	968.470	*Interbank call money*
Jumlah	**1.633.470**	**-**	**-**	**1.633.470**	***Total***
Cadangan kerugian penurunan nilai	(1.278)	-	-	(1.278)	*Allowance for impairment losses*
Neto	**1.632.192**	**-**	**-**	**1.632.192**	***Net***

	2023				
	Tahap 1/ *Stage 1*	Tahap 2/ *Stage 2*	Tahap 3/ *Stage 3*	Jumlah/ *Total*	
Penempatan pada Bank Indonesia	1.149.854	-	-	1.149.854	*Placements with Bank Indonesia*
Interbank call money	4.083.367	-	-	4.083.367	*Interbank call money*
Deposito berjangka	1.500	-	-	1.500	*Time deposits*
Jumlah	**5.234.721**	**-**	**-**	**5.234.721**	***Total***
Cadangan kerugian penurunan nilai	(5.026)	-	-	(5.026)	*Allowance for impairment losses*
Neto	**5.229.695**	**-**	**-**	**5.229.695**	***Net***

e. Cadangan kerugian penurunan nilai / *e. Allowance for impairment losses*

	2024				
	Tahap 1/ *Stage 1*	Tahap 2/ *Stage 2*	Tahap 3/ *Stage 3*	Jumlah/ *Total*	
Saldo awal tahun	5.026	-	-	5.026	*Balance at beginning of year*
Pemulihan tahun berjalan	(3.748)	-	-	(3.748)	*Recovery during the year*
Saldo akhir tahun	**1.278**	**-**	**-**	**1.278**	***Balance at end of year***

	2023				
	Tahap 1/ *Stage 1*	Tahap 2/ *Stage 2*	Tahap 3/ *Stage 3*	Jumlah/ *Total*	
Saldo awal tahun	3.154	-	-	3.154	*Balance at beginning of year*
Penyisihan tahun berjalan	1.872	-	-	1.872	*Provision during the year*
Saldo akhir tahun	**5.026**	**-**	**-**	**5.026**	***Balance at end of year***

Manajemen berpendapat bahwa jumlah penyisihan kerugian penurunan nilai yang dibentuk telah memadai untuk menutup kemungkinan terjadinya kerugian atas tidak tertagihnya penempatan pada Bank Indonesia dan bank lain.

Management believes that the allowance for impairment losses is adequate to cover the possible losses of uncollectible placements with Bank Indonesia and other banks.

Informasi mengenai klasifikasi aset keuangan yang mengalami penurunan nilai dan tidak mengalami penurunan nilai berikut dengan informasi staging cadangan kerugian penurunan nilai penempatan pada Bank Indonesia dan bank lain diungkapkan pada Catatan 49e.

Information with respect to classification of impaired and not impaired financial assets also information about the staging of placements with Bank Indonesia and other banks are disclosed in Note 49e.

f. Penempatan pada bank lain yang digunakan sebagai jaminan / *f. Placements with other banks pledged as collateral*

Tidak terdapat penempatan pada bank lain yang digunakan sebagai jaminan pada tanggal 31 Desember 2024 dan 2023.

There were no placements with other banks pledged as collateral as of December 31, 2024 and 2023.

7. TAGIHAN *SPOT* DAN DERIVATIF / *SPOT AND DERIVATIVE RECEIVABLES*

2024					
Instrumen	**Jenis valuta/ *Currency***	**Jumlah nosional mata uang asing/ *Notional amount foreign currencies (dalam angka penuh/in full amount)***	**Nilai wajar/ *Fair values***		***Instruments***
			Tagihan derivatif/ *Derivative receivables*	**Liabilitas derivatif/ *Derivative payable***	
Terkait nilai tukar					***Exchange rate related***
Kotrak *swap* jual - beli	USD	10.000.000	1.144	-	*Swap contract - sell*

Tidak terdapat tagihan *spot* dan derivatif pada tanggal 31 Desember 2023.

There is no spot and derivative receivables as of December 31, 2023.

8. SURAT-SURAT BERHARGA / *MARKETABLE SECURITIES*

a. Berdasarkan jenis dan mata uang / *By type and currency*

	2024		2023		
	Nilai nominal/ *Nominal value*	**Nilai tercatat/ *Carrying value***	**Nilai nominal/ *Nominal value***	**Nilai tercatat/ *Carrying value***	
Rupiah:					***Rupiah:***
Biaya perolehan dimortisasi					***Amortised cost***
Surat Utang Negara	3.193.803	3.233.488	4.642.487	4.706.640	*Government bonds*
Obligasi	2.088.471	2.092.633	2.024.021	2.029.203	*Bonds*
Surat Berharga Syariah Negara	2.192.244	2.189.756	142.000	141.406	*Government sharia securities*
Sekuritas Rupiah Bank Indonesia	1.550.000	1.538.043	603.488	592.400	*Bank Indonesia Rupiah Securities*
Sukuk Bank Indonesia	1.501.132	1.501.132	450.000	450.000	*Sukuk of Bank Indonesia*
Sertifikat Investasi Mudharabah Antarbank (SIMA)	950.000	950.000	450.000	450.000	*Interbank Mudharabah Investment Certificate (SIMA)*
Sertifikat Pengelolaan Dana Berdasarkan Prinsip Syariah Antarbank (SIPA)	645.000	645.000	-	-	*Certificate of Fund Management Based on Interbank Sharia Principles (SIPA)*
Reksadana	190.000	190.000	90.000	90.000	*Mutual fund*
Sukuk Korporasi	133.000	133.000	60.000	60.097	*Sukuk of Corporation*
Surat kredit berdokumen dalam negeri	12.999	12.999	12.913	12.913	*Domestic L/C*
Negotiable Certificate of Deposit	-	-	30.000	28.500	*Negotiable Certificate of Deposit*
Jumlah	**12.456.649**	**12.486.051**	**8.504.909**	**8.561.159**	***Total***
Mata uang asing:					***Foreign currencies:***
Wesel	-	-	112	112	*Bill*
Jumlah	**12.456.649**	**12.486.051**	**8.505.021**	**8.561.271**	***Total***
Penyisihan kerugian penurunan nilai	-	(3.052)	-	(511)	*Allowance for impairment losses*
Jumlah biaya perolehan diamortisasi	**12.456.649**	**12.482.999**	**8.505.021**	**8.560.760**	***Total amortized cost***
Rupiah:					***Rupiah:***
Nilai wajar melalui penghasilan komprehensif lain					***Fair value through other comprehensive income***
Surat Utang Negara	4.944.372	4.932.030	7.727.329	7.762.560	*Government bonds*
Sekuritas Rupiah Bank Indonesia	2.940.315	2.852.641	-	-	*Bank Indonesia Rupiah Securities*
Surat Berharga Syariah Negara	100.000	96.822	-	-	*Government sharia securities*
Jumlah	**7.984.687**	**7.881.493**	**7.727.329**	**7.762.560**	***Total***
Penyisihan kerugian penurunan nilai	-	-	-	-	*Allowance for impairment losses*
Jumlah nilai wajar melalui penghasilan komprehensif lain	**7.984.687**	**7.881.493**	**7.727.329**	**7.762.560**	***Total fair value through other comprehensive income***
Jumlah surat berharga	**20.441.336**	**20.364.492**	**16.232.350**	**16.323.320**	***Total marketable securities***

Pada tanggal 31 Desember 2024 dan 2023, tidak terdapat surat berharga pada pihak berelasi.

As of December 31, 2024 and 2023, there were no marketable securities transactions with related parties.

8. SURAT-SURAT BERHARGA (lanjutan) / *8. MARKETABLE SECURITIES (continued)*

b. Berdasarkan penerbit / *b. By issuers*

	2024	2023	
Pemerintah Republik Indonesia	10.452.096	12.610.606	*Government of the Republic of Indonesia*
Bank Indonesia	5.891.816	1.042.400	*Bank Indonesia*
Perbankan	2.120.367	975.487	*Banking*
Korporasi	1.903.265	1.695.338	*Corporate*
	20.367.544	**16.323.831**	
Penyisihan kerugian penurunan nilai	(3.052)	(511)	*Allowance for impairment losses*
Jumlah	**20.364.492**	**16.323.320**	***Total***

c. Berdasarkan peringkat / *c. By rating*

	2024			
	Pemeringkat/ *Agencies*	**Peringkat/ *Rating***	**Nilai tercatat/ *Carrying value***	
Rupiah:				*Rupiah:*
Surat Utang Negara	-	-	10.452.096	*Goverment Bonds*
Bank Indonesia	-	-	5.891.816	*Certificates of Bank Indonesia*
PT Bank Muamalat Indonesia Tbk	Pefindo	idA+	400.000	*PT Bank Muamalat Indonesia Tbk*
PT Permodalan Nasional Madani (Persero)	Pefindo	idAA+	329.739	*PT Permodalan Nasional Madani (Persero)*
PT Bank Syariah Indonesia Tbk	Pefindo	idAAA(sy)	212.000	*PT Bank Syariah Indonesia Tbk*
PT Bank Rakyat Indonesia (Persero) Tbk	Pefindo	idAAA	210.947	*PT Bank Rakyat Indonesia (Persero) Tbk*
PT Pupuk Indonesia (Persero)	Pefindo	idAAA	207.019	*PT Pupuk Indonesia (Persero)*
PT Bank Mega Syariah	Pefindo	idAA-	200.000	*PT Bank Mega Syariah*
PT Bank Aceh Syariah	Pefindo	idA+	200.000	*PT Bank Aceh Syariah*
PT Sarana Multigriya Finansial (Persero)	Pefindo	idAAA	177.037	*PT Sarana Multigriya Finansial (Persero)*
PT Astra Sedaya Finance	Fitch Indonesia	AAA(idn)	174.991	*PT Astra Sedaya Finance*
PT Pegadaian (Persero)	Pefindo	idAAA	164.000	*PT Pegadaian (Persero)*
PT Bank Pembangunan Daerah Kalimantan Timur dan Kalimantan Utara	Pefindo	idA	150.000	*PT Bank Pembangunan Daerah Kalimantan Timur dan Kalimantan Utara*
PT Bank Mandiri (Persero) Tbk	Pefindo	idAAA	122.313	*PT Bank Mandiri (Persero) Tbk*
PT Semen Indonesia (Persero) Tbk	Pefindo	idAAA	120.874	*PT Semen Indonesia (Persero) Tbk*
PT Kereta Api Indonesia (Persero)	Pefindo	idAAA	115.485	*PT Kereta Api Indonesia (Persero)*
PT Bank Pembangunan Daerah Sulawesi Selatan dan Sulawesi Barat	Pefindo	idA+	100.000	*PT Bank Pembangunan Daerah Sulawesi Selatan dan Sulawesi Barat*
PT Bank Pembangunan Daerah Sumatera Selatan dan Bangka Belitung	Pefindo	idA+	100.000	*PT Bank Pembangunan Daerah Sumatera Selatan dan Bangka Belitung*
PT Bank Jabar Banten Syariah	Pefindo	idAA	100.000	*PT Bank Jabar Banten Syariah*
PT Bank Pembangunan Daerah Jawa Tengah	Pefindo	idAA-	100.000	*PT Bank Pembangunan Daerah Jawa Tengah*
PT Mandiri Tunas Finance	Pefindo	idAAA	92.907	*PT Mandiri Tunas Finance*
PT XL Axiata Tbk	Fitch Indonesia	AAA(idn)	85.040	*PT XL Axiata Tbk*
PT Tower Bersama Infrastructure	Fitch Indonesia	AA+(idn)	84.707	*PT Tower Bersama Infrastructure*
PT Bank Negara Indonesia (Persero) Tbk	Pefindo	idAAA	80.000	*PT Bank Negara Indonesia (Persero) Tbk*
PT Sarana Multi Infrastruktur	Pefindo	idAAA	68.503	*PT Sarana Multi Infrastruktur*
PT Federal International Finance	Fitch Indonesia	AAA(idn)	64.944	*PT Federal International Finance*
PT Adira Dinamika Multi Finance Tbk	Pefindo	idAAA	54.979	*PT Adira Dinamika Multi Finance Tbk*
PT Perusahaan Listrik Negara (Persero)	Pefindo	idAAA(sy)	53.435	*PT Perusahaan Listrik Negara (Persero)*
PT Bank Pembangunan Daerah Kalimantan Barat	Pefindo	idA	45.000	*PT Bank Pembangunan Daerah Kalimantan Barat*
PT Bank Mandiri Taspen	Fitch Indonesia	AA(idn)	37.108	*PT Bank Mandiri Taspen*
PT Jasa Marga (Persero) Tbk	Pefindo	idAA	33.066	*PT Jasa Marga (Persero) Tbk*
PT Chandra Asri Petrochemical Tbk	Pefindo	idAA-	30.000	*PT Chandra Asri Petrochemical Tbk*
PT Bank Tabungan Negara (Persero) Tbk	Fitch Indonesia	AA+(idn)	27.000	*PT Bank Tabungan Negara (Persero) Tbk*
PT Maybank Indonesia Tbk	Pefindo	idAAA	23.000	*PT Maybank Indonesia Tbk*
PT Indonesia Eximbank	Pefindo	idAAA	10.314	*PT Indonesia Eximbank*

8. SURAT-SURAT BERHARGA (lanjutan) / *8. MARKETABLE SECURITIES (continued)*

c. Berdasarkan peringkat (lanjutan) / *c. By rating (continued)*

	2024			
	Pemeringkat/ *Agencies*	**Peringkat/ *Rating***	**Nilai tercatat/ *Carrying value***	
PT Toyota Astra Financial Services	Fitch Indonesia	AAA(idn)	10.000	*PT Toyota Astra Financial Services*
PT Oki Pulp and Paper Mills	Pefindo	idA+(sy)	9.000	*PT Oki Pulp and Paper Mills*
PT. Medco Energi Internasional Tbk	Pefindo	idAA-	6.992	*PT. Medco Energi Internasional Tbk*
PT Angkasa Pura (Persero)	Pefindo	idAAA	5.140	*PT Angkasa Pura (Persero)*
PT Telkom Indonesia Tbk	Pefindo	idAAA	5.093	*PT Telkom Indonesia Tbk*
Surat kredit berdokumen dalam negeri	-	-	12.999	*Domestic L/C*
Jumlah Rupiah			**20.367.544**	*Total Rupiah*
Penyisihan kerugian penurunan nilai			(3.052)	*Allowance for impairment losses*
Jumlah surat-surat berharga			**20.364.492**	***Total marketable securities***

	2023			
	Pemeringkat/ *Agencies*	**Peringkat/ *Rating***	**Nilai tercatat/ *Carrying value***	
Rupiah:				*Rupiah:*
Surat Utang Negara	-	-	12.610.606	*Goverment Bonds*
Bank Indonesia	-	-	1.042.400	*Certificates of Bank Indonesia*
PT Semen Indonesia (Persero) Tbk	Pefindo	idAA+	244.970	*PT Semen Indonesia (Persero) Tbk*
PT Astra Sedaya Finance	Pefindo	idAAA	197.862	*PT Astra Sedaya Finance*
PT Permodalan Nasional Madani (Persero)	-	-	194.218	*PT Permodalan Nasional Madani (Persero)*
PT Pupuk Indonesia (Persero)	Fitch Indonesia	AAA(idn)	192.203	*PT Pupuk Indonesia (Persero)*
PT Bank Rakyat Indonesia (Persero) Tbk	Pefindo	idAAA	188.722	*PT Bank Rakyat Indonesia (Persero) Tbk*
PT Bank Aceh Syariah	Pefindo	idA	150.000	*PT Bank Aceh Syariah*
PT Sarana Multigriya Finansial (Persero)	Pefindo	idAAA	133.308	*PT Sarana Multigriya Finansial (Persero)*
PT Bank Mandiri (Persero) Tbk	Pefindo	idAAA	118.616	*PT Bank Mandiri (Persero) Tbk*
PT Federal International Finance	Pefindo	idAAA	112.190	*PT Federal International Finance*
PT Bank Muamalat Indonesia Tbk	Pefindo	idA+	100.000	*PT Bank Muamalat Indonesia Tbk*
PT Bank NTB Syariah	-	-	100.000	*PT Bank NTB Syariah*
PT Kereta Api Indonesia (Persero)	-	-	90.877	*PT Kereta Api Indonesia (Persero)*
PT XL Axiata	Fitch Indonesia	AAA(idn)	85.097	*PT XL Axiata*
PT Perusahaan Listrik Negara (Persero)	Pefindo	idAAA	83.628	*PT Perusahaan Listrik Negara (Persero)*
PT Bank Negara Indonesia (Persero) Tbk	Pefindo	idAAA	80.628	*PT Bank Negara Indonesia (Persero) Tbk*
PT Pegadaian (Persero)	Pefindo	idAAA	80.000	*PT Pegadaian (Persero)*
PT Adira Dinamika Multi Finance Tbk	Pefindo	idAAA	74.888	*PT Adira Dinamika Multi Finance Tbk*
PT Bank Syariah Indonesia Tbk	Pefindo	idAAA	70.000	*PT Bank Syariah Indonesia Tbk*
PT Tower Bersama Infrastructure	Fitch Indonesia	AA+(idn)	69.338	*PT Tower Bersama Infrastructure*
PT Mandiri Tunas Finance	Pefindo	idAA+	58.174	*PT Mandiri Tunas Finance*
PT Bank Tabungan Negara (Persero) Tbk	Fitch Indonesia	AA+(idn)	55.500	*PT Bank Tabungan Negara (Persero) Tbk*
PT Jasa Marga (Persero) Tbk	Pefindo	idAA-	33.158	*PT Jasa Marga (Persero) Tbk*
PT Bank Syariah Mega Indonesia	-	-	30.000	*PT Bank Syariah Mega Indonesia*
PT BCA Finance	Pefindo	idAAA	30.000	*PT BCA Finance*
PT Bank Mandiri Taspen	Pefindo	idAAA	29.021	*PT Bank Mandiri Taspen*
PT Toyota Astra Financial Services	Fitch Indonesia	AAA(idn)	25.000	*PT Toyota Astra Financial Services*
PT Maybank Indonesia Tbk	Pefindo	idAAA	23.000	*PT Maybank Indonesia Tbk*
PT Wahana Ottomitra Multiartha Tbk	Fitch indonesia	AA(idn)	15.036	*PT Wahana Ottomitra Multiartha Tbk*
PT Telkom Indonesia Tbk	Pefindo	idAAA	5.279	*PT Telkom Indonesia Tbk*
Jumlah Rupiah			16.323.719	*Total Rupiah*
Mata uang asing:				***Foreign currency:***
Wesel ekspor	-	-	112	*Export bill*
			16.323.831	
Penyisihan kerugian penurunan nilai			(511)	*Allowance for impairment losses*
Jumlah surat-surat berharga			**16.323.320**	***Total marketable securities***

8. SURAT-SURAT BERHARGA (lanjutan) / *8. MARKETABLE SECURITIES (continued)*

d. Jangka waktu dan tingkat bunga / *d. By maturity and interest rates*

	2024	2023	
Kurang dari 1 tahun	5.280.112	11.668.277	*Less than 1 year*
1 - 5 tahun	10.198.511	4.655.554	*1 - 5 years*
Lebih dari 5 tahun	4.888.921	-	*More than 5 years*
	20.367.544	**16.323.831**	
Penyisihan kerugian penurunan nilai	(3.052)	(511)	*Allowance for impairment losses*
Jumlah surat-surat berharga	**20.364.492**	**16.323.320**	***Total marketable securities***

e. Tingkat bunga / *e. By interest rates*

Tingkat bunga per tahun: / *Interest rates per annum:*

	2024	2023	
Rupiah			*Rupiah*
Surat Utang Negara	6,52%	6,45%	*Government Bonds*
Obligasi	6,88%	6,50%	*Bond*
Sekuritas Rupiah Bank Indonesia	6,99%	6,55%	*Rupiah Securities of Bank Indonesia*
Sukuk Bank Indonesia	6,30%	5,74%	*Bank Indonesia Sukuk*
Surat Berharga Syariah Negara	5,26%	5,74%	*Government sharia securities*
Sukuk Korporasi	7,11%	6,75%	*Sukuk of Corporation*
Sertifikat Investasi Mudharabah Antarbank	6,19%	5,73%	*Interbank Mudharabah investment Certificate*
Sertifikat Pengelolaan Dana Berdasarkan Prinsip Syariah Antarbank	6,25%	6,00%	*Certificate of Fund Management Based on interbank Sharia Principles*
Negotiable Cerificate of Deposit (NCD)	6,53%	6,33%	*Negotiable Cerificate of Deposit (NCD)*
Reksadana	8,11%	8,90%	*Mutual Funds*

f. Perubahan laba (rugi) yang belum direalisasi / *f. The movement of unrealized gains (losses)*

Perubahan laba (rugi) yang belum direalisasi dari perubahan nilai wajar surat berharga untuk tujuan investasi yang diukur pada nilai wajar melalui penghasilan komprehensif lain adalah sebagai berikut:

The movement of unrealized gains (losses) from the change in fair value of marketable securities measured at fair value through other comprehensive income are as follows:

	2024	2023	
Saldo awal	**(78.960)**	**(142.034)**	*Beginning balance*
Laba (rugi) yang belum direalisasi selama tahun berjalan	(106.389)	63.074	*Unrealized gains (loss) during the year*
Jumlah sebelum pajak tangguhan	(185.349)	(78.960)	*Total before deferred tax*
Pajak tangguhan	35.208	15.002	*Deferred tax*
Saldo akhir bersih	**(150.141)**	**(63.958)**	***Ending balance net***

g. Kolektibilitas / *g. Collectibility*

Kolektibilitas surat-surat berharga sesuai Peraturan OJK diungkapkan pada Catatan 63d.

Collectibility marketable securities in accordance with Financial Service Authority Rule are disclosed in Note 63d.

8. SURAT-SURAT BERHARGA (lanjutan) / *8. MARKETABLE SECURITIES (continued)*

h. Nilai tercatat / *h. Carrying amount*

	2024				
	Tahap 1/ *Stage 1*	**Tahap 2/ *Stage 2***	**Tahap 3/ *Stage 3***	**Jumlah/ *Total***	
Surat Utang Negara	8.165.518	-	-	8.165.518	*Government bonds*
Sekuritas Rupiah Bank Indonesia	4.390.684	-	-	4.390.684	*Bank Indonesia Rupiah Securities*
Surat Berharga Syariah Negara	2.286.578	-	-	2.286.578	*Government sharia securities*
Obligasi	2.092.633	-	-	2.092.633	*Bonds*
Sukuk Bank Indonesia	1.501.132	-	-	1.501.132	*Bank Indonesia Sukuk*
Sertifikat Investasi *Mudharabah* Antar Bank (SIMA)	950.000	-	-	950.000	*Interbank Mudharabah Investment Certificate (SIMA)*
Sertifikat Pengelolaan Dana Berdasarkan Prinsip Syariah Antarbank (SIPA)	645.000	-	-	645.000	*Certificate of Fund Management Based on Interbank Sharia Principles (SIPA)*
Reksadana	190.000	-	-	190.000	*Mutual funds*
Sukuk korporasi	133.000	-	-	133.000	*Corporate Sukuk*
Surat kredit berdokumen dalam negeri	12.999	-	-	12.999	*Domestic L/C*
Jumlah	**20.367.544**	**-**	**-**	**20.367.544**	***Total***
Cadangan kerugian penurunan nilai	(3.052)	-	-	(3.052)	*Allowance for impairment losses*
Jumlah - bersih	**20.364.492**	**-**	**-**	**20.364.492**	***Total - net***

	2023				
	Tahap 1/ *Stage 1*	**Tahap 2/ *Stage 2***	**Tahap 3/ *Stage 3***	**Jumlah/ *Total***	
Surat Utang Negara	12.469.200	-	-	12.469.200	*Government bonds*
Obligasi	2.029.203	-	-	2.029.203	*Bonds*
Sekuritas Rupiah Bank Indonesia	592.400	-	-	592.400	*Bank Indonesia Rupiah Securities*
Sertifikat Investasi *Mudharabah* Antar Bank (SIMA)	450.000	-	-	450.000	*Interbank Mudharabah Investment Certificate (SIMA)*
Sukuk Bank Indonesia	450.000	-	-	450.000	*Bank Indonesia Sukuk*
Surat Berharga Syariah Negara	141.406	-	-	141.406	*Government sharia securities*
Reksadana	90.000	-	-	90.000	*Mutual funds*
Sukuk korporasi	60.097	-	-	60.097	*Corporate Sukuk*
Negotiable Certificate of Deposit	28.500	-	-	28.500	*Negotiable Certificate of Deposit*
Surat kredit berdokumen dalam negeri	12.913	-	-	12.913	*Domestic L/C*
Wesel	112	-	-	112	*Bill*
Jumlah	**16.323.831**	**-**	**-**	**16.323.831**	***Total***
Cadangan kerugian penurunan nilai	(511)	-	-	(511)	*Allowance for impairment losses*
Jumlah - bersih	**16.323.320**	**-**	**-**	**16.323.320**	***Total - net***

i. Cadangan kerugian penurunan nilai / *i. Allowance for impairment losses*

	2024				
	Tahap 1/ *Stage 1*	**Tahap 2/ *Stage 2***	**Tahap 3/ *Stage 3***	**Jumlah/ *Total***	
Saldo awal tahun	511	-	-	511	*Balance at beginning of year*
Dampak akuisisi	1.710	-	-	1.710	*Acquistion effect*
Penyisihan tahun berjalan	831	-	-	831	*Recovery during the year*
Saldo akhir tahun	**3.052**	**-**	**-**	**3.052**	***Balance at end of year***

	2023				
	Tahap 1/ *Stage 1*	**Tahap 2/ *Stage 2***	**Tahap 3/ *Stage 3***	**Jumlah/ *Total***	
Saldo awal tahun	400	-	-	400	*Balance at beginning of year*
Penyisihan tahun berjalan	111	-	-	111	*Provision during the year*
Saldo akhir tahun	**511**	**-**	**-**	**511**	***Balance at end of year***

8. SURAT-SURAT BERHARGA (lanjutan)

i. Cadangan kerugian penurunan nilai (lanjutan)
Jumlah minimum penyisihan kerugian penurunan nilai surat-surat berharga yang wajib dibentuk sesuai ketentuan Bank Indonesia pada tanggal 31 Desember 2024 dan 2023 masing-masing adalah sebesar Rp31.076 dan Rp26.708.

Manajemen berpendapat bahwa jumlah penyisihan kerugian penurunan nilai yang dibentuk telah memadai untuk menutup kemungkinan terjadinya kerugian atas tidak tertagihnya surat berharga.

8. MARKETABLE SECURITIES (continued)

i. Allowance for impairment losses (continued)
Minimum allowance for impairment losses for marketable securities required by Bank Indonesia as of December 31, 2024 and 2023 amounted to Rp31,076 and Rp26,708, respectively.

Management believes that the allowance for impairment losses is adequate to cover the possible losses of uncollectible marketable securities.

9. SURAT BERHARGA YANG DIJUAL DENGAN JANJI DIBELI KEMBALI

9. MARKETABLE SECURITIES SOLD UNDER REPURCHASED AGREEEMENT

a. Berdasarkan jenis / ***a. By type***

2024

Jenis surat berharga/ *Type of marketable securities*	Nilai nominal/ *Nominal value*	Premium (diskonto) yang belum diamortisasi/ *Unamortised premium (discount)*	Rugi yang belum direalisasi/ *Unrealised loss*	Nilai tercatat/ *Carrying value*
Biaya perolehan dimortisasi/*Amortised cost*				
Surat Utang Negara/*Government bonds*	3.100.000	68.474	-	3.168.474
Sekuritas Rupiah Bank Indonesia/*Bank Indonesia Rupiah Securities*	1.300.000	(35.861)	-	1.264.139
Nilai wajar melalui penghasilan komprehensif lain/ *Fair value through other comprehensive income*				
Surat Utang Negara/*Government bonds*	4.470.000	57.518	(101.053)	4.426.465
Surat Berharga Syariah Negara/*Government sharia securities*	300.000	(917)	(8.617)	290.466
	9.170.000	**89.214**	**(109.670)**	**9.149.544**

2023

Jenis surat berharga/ *Type of marketable securities*	Nilai nominal/ *Nominal value*	Premium (diskonto) yang belum diamortisasi/ *Unamortised premium (discount)*	Rugi yang belum direalisasi/ *Unrealised loss*	Nilai tercatat/ *Carrying value*
Biaya perolehan dimortisasi/*Amortised cost*				
Surat Utang Negara/*Government bonds*	4.180.000	111.497	-	4.291.497
Surat Berharga Syariah Negara/*Government sharia securities*	2.000.000	10.140	-	2.010.140
Nilai wajar melalui penghasilan komprehensif lain/ *Fair value through other comprehensive income*				
Surat Utang Negara/*Government bonds*	2.050.000	(38)	(47.936)	2.002.026
	8.230.000	**121.599**	**(47.936)**	**8.303.663**

Pada tanggal 31 Desember 2024 dan 2023, surat-surat berharga yang dijadikan jaminan untuk surat berharga yang dijual dengan janji dibeli kembali dengan nilai nominal masing-masing sebesar Rp9.170.000 dan Rp8.230.000 dengan nilai beli kembali sebesar Rp8.786.455 dan Rp7.918.000 (Catatan 22).

As of December 31, 2024 and 2023, marketable securities used as collateral for securities sold with repurchase agreement with nominal value at Rp9,170,000 and Rp8,230,000 with repurchase value at Rp8,786,445 and Rp7,918,000, respectively (Note 22).

b. Berdasarkan jangka waktu / ***b. By maturity***

	2024	2023	
Kurang dari 1 tahun	646.747	-	*Less than 1 year*
1 - 5 tahun	5.837.163	6.932.895	*1 - 5 years*
Lebih dari 5 tahun	2.665.634	1.370.768	*More than 5 years*
Jumlah	**9.149.544**	**8.303.663**	***Total***

10. TAGIHAN DARI SURAT BERHARGA YANG DIBELI DENGAN JANJI DIJUAL KEMBALI

Tidak terdapat tagihan atas surat berharga yang dibeli dengan janji dijual kembali dengan pihak berelasi.

10. MARKETABLE SECURITIES PURCHASED UNDER RESALE AGREEEMENT

There were no receivable of marketable securities purchased under resale agreement with related parties.

a. Berdasarkan jenis / *a. By type*

2024

Pihak lawan/ *Counterpart*	Jenis sekuritas/ *Type of securities*	Nilai nominal/ *Nominal value*	Nilai jual kembali/ *Resell value*	Pendapatan bunga yang belum diamortisasi/ *Unamortized interest income*	Nilai tercatat/ *Carrying value*
PT Bank Capital Indonesia Tbk	FR0087	250.000	246.435	6.899	239.536
PT Bank Capital Indonesia Tbk	FR0059	200.000	202.342	453	201.889
PT Bank Capital Indonesia Tbk	FR0086	150.000	151.362	4.237	147.125
PT Bank KB Bukopin Tbk	FR0073	10.000	10.238	2	10.236
PT Bank Pembangunan Daerah Kalimantan Tengah	FR0075	10.000	9.655	9	9.646
PT Bank Pan Indonesia Tbk	IDSR311025364S	10.000	9.430	2	9.428
Jumlah/*Total*		**630.000**	**629.462**	**11.602**	**617.860**

2023

Pihak lawan/ *Counterpart*	Jenis sekuritas/ *Type of securities*	Nilai nominal/ *Nominal value*	Nilai jual kembali/ *Resell value*	Pendapatan bunga yang belum diamortisasi/ *Unamortized interest income*	Nilai tercatat/ *Carrying value*
PT BPD Kalimantan Timur dan Kalimantan Utara	FR0076	600.000	593.001	315	592.686
PT Bank OCBC NISP Tbk	FR0059	600.000	584.946	204	584.742
PT Bank Sinarmas Tbk	FR0087	600.000	568.488	396	568.092
PT Bank Sinarmas Tbk	FR0082	500.000	483.793	167	483.626
PT BPD Sumatera Selatan dan Bangka Belitung	FR0087	400.000	378.602	132	378.470
PT BPD Sulawesi Tengah	FR0080	300.000	297.442	154	297.288
PT Bank Nationalnobu Tbk	VR0044	300.000	290.194	152	290.042
PT Bank Nationalnobu Tbk	VR0063	300.000	285.628	50	285.578
PT BPD Kalimantan Timur dan Kalimantan Utara	FR0083	200.000	201.792	143	201.649
PT BPD Kalimantan Timur dan Kalimantan Utara	FR0085	200.000	200.607	69	200.538
PT BPD Kalimantan Timur dan Kalimantan Utara	FR0084	200.000	198.656	68	198.588
PT BPD Kalimantan Timur dan Kalimantan Utara	FR0080	200.000	197.908	140	197.768
PT BPD Kalimantan Timur dan Kalimantan Utara	FR0098	200.000	194.836	67	194.769
PT BPD Sulawesi Tengah	FR0081	200.000	190.873	99	190.774
PT BPD Sulawesi Utara Gorontalo	VR0077	200.000	188.139	65	188.074
PT Allo Bank Indonesia Tbk	FR0091	200.000	186.039	129	185.910
PT BPD Kalimantan Timur dan Kalimantan Utara	FR0091	200.000	185.790	64	185.726
PT BPD Sulawesi Tengah	FR0090	200.000	185.448	129	185.319
PT Bank CTBC Indonesia	FR0084	150.000	149.020	78	148.942
PT Bank CTBC Indonesia	FR0068	100.000	108.174	76	108.098
PT BPD Papua	FR0081	100.000	95.483	67	95.416
PT BPD Sulawesi Utara Gorontalo	VR0063	100.000	95.245	33	95.212
PT Bank Nationalnobu Tbk	VR0072	78.000	75.365	39	75.326
Bank Indonesia	VR0083	50.000	49.985	279	49.706
PT Bank Nationalnobu Tbk	VR0045	50.000	48.365	25	48.340
PT Bank Nationalnobu Tbk	VR0093	50.000	48.320	25	48.295
PT Bank Nationalnobu Tbk	VR0073	50.000	47.059	25	47.034
PT Bank CTBC Indonesia	FR0091	50.000	46.456	24	46.432
Bank Indonesia	VR0070	25.000	25.469	111	25.358
Bank Indonesia	VR0068	25.000	24.901	78	24.823
Bank Indonesia	VR0073	25.000	24.775	78	24.697
Jumlah/*Total*		**6.453.000**	**6.250.799**	**3.481**	**6.247.318**

10. TAGIHAN DARI SURAT BERHARGA YANG DIBELI DENGAN JANJI DIJUAL KEMBALI (lanjutan) / *10. MARKETABLE SECURITIES PURCHASED UNDER RESALE AGREEEMENT (continued)*

b. Berdasarkan jangka waktu / ***b. By maturity***

	2024	2023	
Kurang dari 1 bulan	29.311	6.122.734	*Less than 1 month*
1 - 3 bulan	201.889	-	*1 - 3 months*
6 - 12 bulan	386.660	124.584	*6 - 12 months*
Jumlah	**617.860**	**6.247.318**	***Total***

Pada tanggal 31 Desember 2024 dan 2023, tagihan atas surat berharga yang dibeli dengan janji dijual kembali tidak mengalami kerugian penurunan nilai. Manajemen berkeyakinan bahwa tidak ada penyisihan kerugian penurunan nilai yang perlu diakui.

As of December 31, 2024 and 2023, receivable of marketable securities purchased under resale agreement are not impaired. Management believes that there was no allowance for impairment losses to be recognised.

11. TAGIHAN LAINNYA / *11. OTHER RECEIVABLES*

	2024	2023	
Tagihan transfer dan ATM	90.862	122.780	*Transfer receivables and ATM*
Lainnya	242.477	152.269	*Others*
Jumlah	333.339	275.049	*Total*
Penyisihan penurunan nilai realisasi bersih	(79.003)	(58.656)	*Allowance for decline in net realizable value*
Jumlah - net	**254.336**	**216.393**	***Total - net***

Pada tanggal 31 Desember 2024 dan 2023, tidak terdapat tagihan pada pihak berelasi.

As of December 31, 2024 and 2023, there were no other receivables from related parties.

Kolektibilitas tagihan lainnya pada tanggal 31 Desember 2024 dan 2023 adalah lancar.

The collectibility of all other receivables as of December 31, 2024 and 2023 was classified as current.

Perubahan penyisihan penurunan nilai realisasi bersih adalah sebagai berikut:

The movements in the allowance for decline in net realizable value are as follows:

	2024				
	Tahap 1/ *Stage 1*	Tahap 2/ *Stage 2*	Tahap 3/ *Stage 3*	Jumlah/ *Total*	
Saldo awal tahun	-	-	58.656	58.656	*Balance at beginning of year*
Penyisihan tahun berjalan	-	-	20.347	20.347	*Provision during the year*
Saldo akhir tahun	**-**	**-**	**79.003**	**79.003**	***Balance at end of year***

	2023				
	Tahap 1/ *Stage 1*	Tahap 2/ *Stage 2*	Tahap 3/ *Stage 3*	Jumlah/ *Total*	
Saldo awal tahun	-	-	43.412	43.412	*Balance at beginning of year*
Penyisihan tahun berjalan	-	-	15.244	15.244	*Provision during the year*
Saldo akhir tahun	**-**	**-**	**58.656**	**58.656**	***Balance at end of year***

Manajemen berpendapat bahwa jumlah penyisihan kerugian penurunan nilai untuk menutupi kemungkinan kerugian yang timbul akibat tagihan lainnya tidak tertagih adalah memadai.

Management believes that the allowance for impairment losses on uncollectible other receivables is adequate.

12. KREDIT YANG DIBERIKAN DAN PIUTANG/PEMBIAYAAN SYARIAH / *LOANS AND SHARIA RECEIVABLES/FINANCING*

a. Berdasarkan jenis dan mata uang / *a. By type and currency*

	2024	2023	
Rupiah:			***Rupiah:***
Pihak berelasi:			***Related parties:***
Modal kerja	7.820	77.134	*Working capital*
Konsumsi	104.624	107.683	*Consumer*
	112.444	184.817	
Pihak ketiga:			***Third parties:***
Modal kerja	20.097.447	15.344.978	*Working capital*
Investasi	410.798	8.002.279	*Investment*
Konsumsi	44.415.662	31.100.590	*Consumer*
	64.923.907	54.447.847	
Jumlah Rupiah	**65.036.351**	**54.632.664**	***Total Rupiah***
Valuta asing:			***Foreign currencies:***
Pihak ketiga:			***Third parties:***
Modal kerja	10.316.389	128.239	*Working capital*
Jumlah valuta asing	**10.316.389**	**128.239**	***Total foreign currencies***
Jumlah	**75.352.740**	**54.760.903**	***Total***
Penyisihan kerugian penurunan nilai	(2.113.224)	(1.364.905)	*Allowance for impairment losses*
Jumlah bersih	**73.239.516**	**53.395.998**	***Total-net***

b. Berdasarkan sektor ekonomi / *b. By economic sectors*

	2024	2023	
Rumah tangga	44.528.058	31.178.711	*Household*
Perdagangan besar dan eceran	12.353.855	8.537.898	*Wholesale and retail trade*
Konstruksi	4.433.424	3.752.737	*Construction*
Pertanian perburuan dan kehutanan	4.425.996	2.702.863	*Agriculture, hunting and forestry*
Industri pengolahan	3.932.811	3.098.925	*Processing industry*
Jasa kemasyarakatan dan sosial budaya	2.109.570	1.894.090	*Public and social culture services*
Perantara keuangan	1.161.377	2.007.568	*Financial intermediaries*
Jasa pendidikan	576.377	265.951	*Education services*
Akomodasi makanan dan minuman	575.442	426.174	*Accomodation, food and beverage*
Jasa kesehatan dan kegiatan sosial	381.942	221.041	*Health services and social activities*
Transportasi, pergudangan dan komunikasi	292.504	211.356	*Transportation, warehousing and communications*
Real estate, usaha persewaan dan jasa perusahaan	237.488	136.672	*Real estate, business services and business ownership*
Perikanan	178.799	131.245	*Fishery*
Listrik gas dan air	72.624	28.576	*Electricity, gas and water*
Pertambangan dan penggalian	57.667	34.574	*Mining and quarrying*
Jasa perorangan yang melayani rumah tangga	18.046	21.543	*Individual services which serve households*
Kegiatan yang belum jelas batasannya	15.480	32.916	*Activity is still undefined*
Administrasi pemerintahan, pertahanan dan jaminan sosial wajib	1.279	78.063	*Government administration, defense and mandatory sosial security*
Jumlah	**75.352.740**	**54.760.903**	***Total***
Dikurangi: Penyisihan kerugian penurunan nilai	(2.113.224)	(1.364.905)	*Less: Allowance for impairment losses*
Jumlah kredit yang diberikan, neto	**73.239.516**	**53.395.998**	***Total loans, net***

c. Kolektibilitas / *c. Collectibility*

Kolektibilitas kredit yang diberikan dan piutang/pembiayaan syariah sesuai Peraturan OJK diungkapkan pada Catatan 63f.

Collectibility loans sharia receivables/financing in accordance with Financial Service Authority Rule are disclosed in Note 63f.

12. KREDIT YANG DIBERIKAN DAN PIUTANG/PEMBIAYAAN SYARIAH (lanjutan) / ***12. LOANS AND SHARIA RECEIVABLES/FINANCING (continued)***

d. Berdasarkan sisa umur kredit / ***d. Maturity of loans***

	2024	2023	
Kurang dari 1 tahun	9.747.031	8.818.032	*Less than 1 year*
1 - 2 tahun	4.741.106	3.306.375	*1 - 2 years*
Lebih dari 2 - 5 tahun	25.510.593	16.294.690	*More than 2 - 5 years*
Lebih dari 5 tahun	35.354.011	26.341.806	*Over 5 years*
	75.352.740	**54.760.903**	
Dikurangi: Penyisihan kerugian penurunan nilai	(2.113.224)	(1.364.905)	*Less: Allowance for impairment losses*
Jumlah kredit yang diberikan, neto	**73.239.516**	**53.395.998**	***Total loans, net***

e. Berdasarkan hubungan / ***e. By relationship***

Kredit yang diberikan kepada pihak berelasi, termasuk pinjaman kepada manajemen kunci. Pinjaman kepada manajemen kunci pada tanggal 31 Desember 2024 dan 2023, masing-masing sebesar Rp102.306 dan Rp100.611 (Catatan 45), merupakan kredit untuk pembelian kendaraan, rumah dan keperluan lainnya dengan jangka waktu antara 1 - 20 tahun dan dikenakan bunga sebesar 4,00% - 6,50% per tahun.

Loans to related parties include loans to key management. Loans to key management as of December 31, 2024 and 2023 amounted to Rp102,306 and Rp100,611, respectively (Note 45), which involved automobiles, housing and other loans, with terms of between 1 - 20 years and interest at rates of between 4,00%-6,50% per annum.

f. Tingkat bunga tahunan / ***f. Annual interest rates***

Tingkat bunga kredit yang diberikan dalam Rupiah pada tanggal 31 Desember 2024 dan 2023, masing-masing sebesar 10,50% - 12,75%.

The annual interest rates of loans in Rupiah as of December 31, 2024 and 2023 are 10.50% - 12.75% respectively.

g. Kredit sindikasi / ***g. Syndicated loans***

Keikutsertaan Grup sebagai anggota sindikasi dengan persentase penyertaan pada tanggal 31 Desember 2024 dan 2023 berkisar antara 0,42% - 66,43% dari total pinjaman sindikasi.

The share of the Group in syndicated loans as of December 31, 2024 and 2023 ranged from 0.42%-66.43% from total of syndication loan.

h. Piutang/pembiayaan syariah / ***h. Sharia receivables/financing***

Dalam pinjaman termasuk saldo pembiayaan yang diberikan berdasarkan prinsip syariah pada tanggal 31 Desember 2024 dan 2023, adalah sebagai berikut:

The amounts of loans including financing provided based on sharia principles as of December 31, 2024 and 2023 are as follows:

	2024	2023	
Murabahah	2.941.516	902.861	*Murabahah*
Musyarakah	10.901.768	1.130.521	*Musyarakah*
Mudharabah	61.292	105.174	*Mudharabah*
Qardh	56.456	49.062	*Qardh*
Ijarah	900	241	*Ijarah*
Jumlah	**13.961.932**	**2.187.859**	***Total***

12. KREDIT YANG DIBERIKAN DAN PIUTANG/PEMBIAYAAN SYARIAH (lanjutan)

12. LOANS AND SHARIA RECEIVABLES/FINANCING (continued)

i. Kredit yang direstrukturisasi

i. Restructured loans

Restrukturisasi kredit pada tanggal 31 Desember 2024 dan 2023, adalah masing-masing sebesar Rp3.896.345 dan Rp3.901.204.

The restructured loans as of December 31, 2024 and 2023 amounted to Rp3,896,345 and Rp3,901,204, respectively.

	2024	2023	
Perpanjangan waktu kredit	1.241.312	906.673	*Exsistension of loan period*
Perpanjangan waktu kredit dan penyesuaian suku bunga	4.472	8.100	*Exsistension of loan period and interest rate adjusment*
Perpanjangan waktu kredit dan skema lain	2.650.561	2.986.431	*Exsistension of loan period and other schemes*
Jumlah	**3.896.345**	**3.901.204**	***Total***

Sehubungan dengan restrukturisasi dan relaksasi kredit sebagai dampak dari COVID-19, regulator mengeluarkan POJK No.11/POJK.03/2020 tanggal 16 Maret 2020 tentang Stimulus Perekonomian Nasional sebagai Kebijakan *Countercyclical* Dampak Penyebaran COVID-19 sebagaimana diubah terakhir dengan POJK No.17/POJK.03/2021 tanggal 10 September 2021, dan siaran pers IAI atas dampak pandemi COVID-19, Grup telah melakukan restrukturisasi kredit terhadap debitur yang terkena dampak COVID-19, dan melaporkan saldo restrukturisasi kredit tersebut pada kolektibilitas lancar pada tanggal 31 Desember 2023. Berdasarkan Siaran Pers Otoritas Jasa Keuangan No.SP-41/OJK/GKPB/III/2024 tanggal 31 Maret 2024, stimulus relaksasi kredit perbankan dalam rangka penanganan pandemi Covid-19 dinyatakan berakhir.

In relation to credit restructuring and relaxation as a result of COVID-19, the regulator issued POJK No.11/POJK.03/2020 dated March 16, 2020 concerning National Economic Stimulus as a Countercyclical Policy for the Impact of the Spread of COVID-19, which have been amended with POJK No.17/ POJK.03/2021 dated September 10, 2021, and IAI press release on the impact of the COVID-19 pandemic, The Group has restructured credit for debtors affected by COVID-19, and reported the balance of the restructuring of the credit to the current collectability as of December 31, 2023. Based on the Financial Services Authority Press Release No.SP-41/OJK/GKPB/III/2024 dated March 31, 2024, the bank credit relaxation stimulus in the context of handling the Covid-19 pandemic was declared over.

j. Jumlah kredit yang diberikan dan piutang/pembiayaan syariah yang djamin dengan deposito berjangka pada tanggal 31 Desember 2024 dan 2023, masing-masing sebesar Rp409.740 dan Rp885.916 dengan jaminan berupa simpanan yang diblokir masing-masing sebesar Rp409.512 dan Rp203.926 (Catatan 20e).

j. *Total loans and sharia receivables/financing secured by time deposits as of December 31, 2024 and 2023 were Rp409,740 and Rp885,916, respectively with collateral of deposits blocked amounting Rp409,512 and Rp203,926 (Note 20e).*

k. Kredit yang diberikan dan piutang/pembiayaan syariah yang dihapusbukukan untuk tahun yang berakhir pada tanggal 31 Desember 2024 dan 2023, masing-masing adalah sebesar Rp634.768 dan Rp629.551.

k. *Loans and sharia receivables/financing written-off for the year ended December 31, 2024 and 2023 amounted to Rp634,768 and Rp629,551 respectively.*

12. KREDIT YANG DIBERIKAN DAN PIUTANG/PEMBIAYAAN SYARIAH (lanjutan) / *LOANS AND SHARIA RECEIVABLES/FINANCING (continued)*

I. Berdasarkan *stage* / *By stage*

Berikut adalah perubahan jumlah pinjaman yang diberikan berdasarkan *stage* pada tanggal 31 Desember 2024 dan 2023:

Below is movement of loans based on stages as of December 31, 2024 and 2023:

	2024					
	Stage 1	*Stage* 2	*Stage* 3	Piutang/ pembiayaan syariah/ *Sharia receivables/ financing*	Jumlah/ *Total*	
Saldo awal	**49.717.184**	**669.958**	**2.185.902**	**6.004.964**	**54.760.903**	***Beginning balance***
Dampak akuisisi	-	-	-	11.147.478	11.147.478	*Acquisition impact*
Transfer ke kerugian kredit ekspektasian 12 bulan (*Stage* 1)	339.074	(232.734)	(106.340)	-	-	*Transfer to 12-month expected credit losses (Stage 1)*
Transfer ke kerugian kredit ekspektasian sepanjang umurnya (Stage 2)	(636.085)	647.977	(11.892)	-	-	*Transfer to lifetime expected credit losses (Stage 2)*
Transfer ke kredit yang mengalami penurunan nilai (*Stage* 3)	(1.395.899)	(281.977)	1.677.876	-	-	*Transfer to credit impaired (Stage 3)*
Aset keuangan yang baru atau dibeli	28.263.724	385.714	482.255	648.583	29.780.276	*New financial assets originated or purchased*
Modifikasi arus kas kontraktual atas aset keuangan	(1.135.444)	(45.014)	(2.217.912)	-	(3.398.370)	*Modification of contractual cashflow of financial assets*
Perubahan akrual bunga	(18.680.340)	(82.152)	2.459.713	-	(16.302.779)	*Change in interest accrual*
Penghapusbukuan selama tahun berjalan	(142.485)	(90.926)	(379.369)	(21.988)	(634.768)	*Write-off during the year*
Saldo akhir	**56.329.729**	**970.846**	**4.090.233**	**17.779.037**	**75.352.740**	***Ending balance***

	2023					
	Stage 1	*Stage* 2	*Stage* 3	Piutang/ pembiayaan syariah/ *Sharia receivables/ financing*	Jumlah/ *Total*	
Saldo awal	**42.094.584**	**598.657**	**1.599.946**	**1.903.471**	**46.196.658**	***Beginning balance***
Transfer ke kerugian kredit ekspektasian 12 bulan (*Stage* 1)	218.473	(230.287)	11.814	-	-	*Transfer to 12-month expected credit losses (Stage 1)*
Transfer ke kerugian kredit ekspektasian sepanjang umurnya (Stage 2)	(453.664)	464.752	(11.088)	-	-	*Transfer to lifetime expected credit losses (Stage 2)*
Transfer ke kredit yang mengalami penurunan nilai (*Stage* 3)	(785.024)	(222.195)	1.007.219	-	-	*Transfer to credit impaired (Stage 3)*
Aset keuangan yang baru atau dibeli	23.969.845	269.423	688.003	332.602	25.259.873	*New financial assets originated or purchased*
Modifikasi arus kas kontraktual atas aset keuangan	(2.598.015)	(27.837)	(970.923)	-	(3.596.775)	*Modification of contractual cashflow of financial assets*
Perubahan akrual bunga	(12.613.817)	(111.726)	256.241	-	(12.469.302)	*Change in interest accrual*
Penghapusbukuan selama tahun berjalan	(115.198)	(70.829)	(395.310)	(48.214)	(629.551)	*Write-off during the year*
Saldo akhir	**49.717.184**	**669.958**	**2.185.902**	**2.187.859**	**54.760.903**	***Ending balance***

12. KREDIT YANG DIBERIKAN DAN PIUTANG/PEMBIAYAAN SYARIAH (lanjutan) / *LOANS AND SHARIA RECEIVABLES/FINANCING (continued)*

I. Berdasarkan *stage* (lanjutan) / *By stage (continued)*

Berikut adalah perubahan jumlah cadangan kerugian penurunan nilai berdasarkan *stage* pada tanggal 31 Desember 2024 dan 2023:

Below is movement of allowance for impairment losses based on stages as of December 31, 2024 and 2023:

	2024					
	Stage 1	*Stage* 2	*Stage* 3	Piutang/ pembiayaan syariah/ *Sharia receivables/ financing*	Jumlah/ *Total*	
Saldo awal	**367.710**	**74.072**	**869.731**	**53.392**	**1.364.905**	***Beginning balance***
Dampak akuisisi	-	-	-	109.893	109.893	*Acquisition impact*
Transfer ke kerugian kredit ekspektasian 12 bulan (*Stage* 1)	(7.749)	186.875	(179.126)	-	-	*Transfer to 12-month expected credit losses (Stage 1)*
Transfer ke kerugian kredit ekspektasian sepanjang umurnya (Stage 2)	(17.317)	(29.967)	47.284	-	-	*Transfer to lifetime expected credit losses (Stage 2)*
Transfer ke kredit yang mengalami penurunan nilai (*Stage* 3)	149.798	(28.652)	(121.146)	-	-	*Transfer to credit impaired (Stage 3)*
Penghapusbukuan selama tahun berjalan	(142.485)	(90.926)	(379.369)	(21.988)	(634.768)	*Write-off during the year*
Perubahan bersih pada eksposur dan pengukuran kembali	(63.438)	(16.070)	1.285.455	67.247	1.273.194	*Net change in exposure and remeasurement*
Saldo akhir	**286.519**	**95.332**	**1.522.829**	**208.544**	**2.113.224**	***Ending balance***

	2023					
	Stage 1	*Stage* 2	*Stage* 3	Piutang/ pembiayaan syariah/ *Sharia receivables/ financing*	Jumlah/ *Total*	
Saldo awal	**263.059**	**61.303**	**911.041**	**83.210**	**1.318.613**	***Beginning balance***
Transfer ke kerugian kredit ekspektasian 12 bulan (*Stage* 1)	(5.661)	9.079	(3.418)	-	-	*Transfer to 12-month expected credit losses (Stage 1)*
Transfer ke kerugian kredit ekspektasian sepanjang umurnya (Stage 2)	(18.452)	(24.104)	42.556	-	-	*Transfer to lifetime expected credit losses (Stage 2)*
Transfer ke kredit yang mengalami penurunan nilai (*Stage* 3)	73.003	(22.860)	(50.143)	-	-	*Transfer to credit impaired (Stage 3)*
Penghapusbukuan selama tahun berjalan	(115.198)	(70.829)	(395.310)	(48.214)	(629.551)	*Write-off during the year*
Perubahan bersih pada eksposur dan pengukuran kembali	170.959	121.483	365.005	18.396	675.843	*Net change in exposure and remeasurement*
Saldo akhir	**367.710**	**74.072**	**869.731**	**53.392**	**1.364.905**	***Ending balance***

Manajemen berpendapat bahwa jumlah penyisihan kerugian penurunan nilai untuk menutup kemungkinan kerugian yang timbul akibat kredit yang diberikan dan piutang/pembiayaan syariah tidak tertagih adalah memadai.

Management believes that the allowance for impairment losses on uncollectible loans and sharia receivables/financing is adequate.

Saldo cadangan kerugian penurunan nilai adalah sebesar Rp1.078.684 (individual) dan Rp1.034.540 (kolektif) pada tanggal 31 Desember 2024 dan Rp732.824 (individual) dan Rp632.081 (kolektif) pada tanggal 31 Desember 2023.

The balance of allowance for impairment losses amounted to Rp1,078,684 (individual) and Rp1,034,540 (collective) as of December 31, 2024 and Rp732,824 (individual) and Rp632,081 (collective) as of December 31, 2023.

12. KREDIT YANG DIBERIKAN DAN PIUTANG/PEMBIAYAAN SYARIAH (lanjutan)

l. Berdasarkan *stage* (lanjutan)

Beban penyisihan kerugian penurunan nilai adalah sebesar Rp1.273.194 dan Rp675.843 pada tanggal 31 Desember 2024 dan 2023 (Catatan 35).

Manajemen berpendapat bahwa jumlah cadangan kerugian penurunan nilai yang dibentuk cukup untuk menutup kerugian yang mungkin timbul akibat tidak tertagihnya kredit yang diberikan dan piutang/pembiayaan syariah.

m. Dalam rangka percepatan Pemulihan Ekonomi Nasional (PEN) sesuai Peraturan Menteri Keuangan No.70/PMK.05/2020, Pemerintah melakukan Penempatan Uang Negara kepada perbankan salah satunya Bank, dalam bentuk deposito dengan tenor 6 (enam) bulan sebesar Rp2.000.000 pada tanggal 14 Agustus 2020 sampai 10 Februari 2021. Dana pemerintah tersebut telah disalurkan dalam bentuk kredit sebesar Rp8.092.192 sampai dengan tanggal 10 Februari 2021, dan selanjutnya dana akan dikembalikan kepada Pemerintah.

Bank juga berpartisipasi dalam penyaluran subsidi bunga dari Pemerintah bagi debitur UMKM dan subsidi bunga tambahan untuk Kredit Usaha Rakyat (KUR) sesuai dengan PMK No.85/PMK.05/2020 untuk periode Mei 2020.

Besaran subsidi bunga tersebut adalah sebagai berikut:
- Plafon kredit kurang dari atau sama dengan Rp500, subsidi bunga yang diberikan sebesar 6% selama 3 (tiga) bulan pertama dan 3% selama tiga bulan berikutnya.
- Plafon kredit lebih dari Rp500 sampai dengan Rp10.000, subsidi bunga yang diberikan sebesar 3% selama 3 (tiga) bulan pertama dan 2% selama tiga bulan berikutnya.

Sampai dengan tanggal 31 Desember 2024, Bank telah menerima subsidi bunga dari Pemerintah untuk disalurkan kepada debitur UMKM sebesar Rp2.778.

12. LOANS AND SHARIA RECEIVABLES/FINANCING (continued)

l. By stage (continued)

Provision for impairment losses amounted to Rp1,273,194 and Rp675,843 as of December 31, 2024 and 2023 (Note 35).

Management believes that the allowance for impairment losses is adequate to cover possible losses arising from uncollectible loans and sharia receivables/financing.

m. *In order to accelerate National Economic Recovery Program (PEN) based on PMK No.70/PMK.05/2020, Government place their funds in banks, which Bank is one of them, in time deposit with 6 (six) months tenor contract amounted to Rp2,000,000 on August 14, 2020 until February 10, 2021. The Government fund has been distributed in form of loan amounted to Rp8,092,192 until February 10, 2021 and the fund will be returned to Government.*

Bank also participate in channeling interest subsidy from Government for Small Medium Enterprise (SME) debtors and additional interest subsidy for Kredit Usaha Rakyat (KUR) program based on PMK No.85/PMK.05/2020 for period May, 2020.

The interest subsidies will cover loan interest are as follows:
- *The credit limit is less than or equal to Rp500, the interest subsidy is 6% for the first 3 ((three) months and 3% for the following three months.*
- *The credit limit is more than Rp500 to Rp10,000, the interest subsidy is 3% for the first (three) months and 2% for the following three months.*

Until December 31, 2024, the Bank has distributed interest subsidies for SME debtors amounted to Rp2,778.

13. PENDAPATAN BUNGA YANG MASIH AKAN DITERIMA

13. ACCRUED INTEREST INCOME

	2024	2023	
Rupiah:			*Rupiah:*
Kredit yang diberikan	472.676	376.942	*Loans*
Lain-lain	317.049	308.346	*Others*
Mata uang asing:			*Foreign currencies:*
Kredit yang diberikan	177	277	*Loans*
Lain-lain	618	169	*Others*
Jumlah	**790.520**	**685.734**	***Total***

14. BIAYA DIBAYAR DIMUKA

14. PREPAID EXPENSES

	2024	2023	
Asuransi tunjangan hari tua	86.682	97.840	*Mutual aid pension insurance*
Asuransi lainnya	55.345	50.048	*Other insurance*
Sewa dibayar dimuka	11.931	22.372	*Prepaid rent*
Lainnya	52.614	37.192	*Others*
Jumlah	**206.572**	**207.452**	***Total***

Sewa dibayar dimuka merupakan sewa atas gedung kantor cabang dan rumah dinas.

Prepaid rent represents rent of the branch office buildings and official house.

15. PENYERTAAN SAHAM / *INVESTMENT IN SHARES*

Seluruh penyertaan saham dalam mata uang Rupiah.

All investment in shares are stated in Rupiah.

	2024	
	Persentase kepemilikan/ *Ownership percentage*	**Nilai tercatat/ *Carrying amount***
Metode nilai wajar/biaya		
PT Sarana NTB Ventura	5,840%	2.568

Fair value/cost method
PT Sarana NTB Ventura

Manajemen berkeyakinan tidak terdapat indikasi penurunan nilai terhadap penyertaan saham tersebut dan karenanya manajemen berpendapat tidak perlu dibentuk penyisihan.

Management believes that there is no indication of impairment in the value of these investment in shares and accordingly the management believes that no provision for possible losses is required.

Kolektibilitas penyertaan saham sesuai Peraturan OJK diungkapkan pada Catatan 63e.

Collectibility investment in shares accordance with Financial Service Authority Rule are disclosed in Note 63e.

16. ASET TETAP DAN ASET HAK GUNA / *FIXED ASSETS AND RIGHT-OF-USE ASSETS*

	2024						
	Saldo awal/ *Beginning balance*	**Penambahan/ *Additions***	**Pengurang/ *Deduction***	**Reklasifikasi/ *Reclassification***	**Revaluasi/ *Revaluation***	**Dampak akuisisi/ *Acquisition impact***	**Saldo akhir/ *Ending balance***
Biaya perolehan/*Cost*							
Tanah/*Land*	943.060	1.381	-	-	122.248	173.975	1.240.664
Bangunan/*Buildings*	203.722	3.398	2.030	(2.262)	-	330.789	533.617
Peralatan kantor/ *Office equipment*	616.366	44.843	2.585	-	-	101.079	759.703
Kendaraan bermotor/ *Motor vehicles*	51.710	15.739	2.962	-	-	8.011	72.498
	1.814.858	**65.361**	**7.577**	**(2.262)**	**122.248**	**613.854**	**2.606.482**
Aset dalam penyelesaian/ *Construction in progress*	796	2.631	-	-	-	20.197	23.624
Aset hak guna/ *Right of use assets*	294.833	60.859	48.731	-	-	43.109	350.070
	2.110.487	**128.851**	**56.308**	**(2.262)**	**122.248**	**677.160**	**2.980.176**
Akumulasi penyusutan/ *Accumulated depreciation*							
Bangunan/*Buildings*	125.475	13.230	1.960	(65)	-	48.796	185.476
Peralatan kantor/ *Office equipment*	545.619	47.042	2.585	-	-	44.829	634.905
Kendaraan bermotor/ *Motor vehicles*	19.490	11.413	2.962	-	-	5.272	33.213
	690.584	**71.685**	**7.507**	**(65)**	**-**	**98.897**	**853.594**
Aset hak guna/ *Right of use assets*	165.634	67.594	48.731	-	-	16.364	200.861
	856.218	139.278	56.238	(65)	-	115.261	1.054.455
Nilai buku neto/*Net book value*	**1.254.269**						**1.925.721**

16. ASET TETAP DAN ASET HAK GUNA (lanjutan) / *16. FIXED ASSETS AND RIGHT-OF USE OFF ASSETS (continued)*

	2023						
	Saldo awal/ *Beginning balance*	Penambahan/ *Additions*	Pengurang/ *Deduction*	Reklasifikasi/ Reclassification	Revaluasi/ *Revaluation*	Dampak akuisisi/ *Acquisition impact*	Saldo akhir/ *Ending balance*
Biaya perolehan/*Cost*							
Tanah/*Land*	945.010	-	-	-	(1.950)	-	943.060
Bangunan/*Buildings*	203.402	320	-	-	-	-	203.722
Peralatan kantor/ *Office equipment*	575.282	41.084	-	-	-	-	616.366
Kendaraan bermotor/ *Motor vehicles*	50.516	13.746	12.552	-	-	-	51.710
	1.774.210	**55.150**	**12.552**	**-**	**(1.950)**	**-**	**1.814.858**
Aset dalam penyelesaian/ *Construction in progress*	681	115	-	-	-	-	796
Aset hak guna/ *Right of use assets*	231.232	76.779	13.178	-	-	-	294.833
	2.006.123	**132.044**	**25.730**	**-**	**(1.950)**	**-**	**2.110.487**
Akumulasi penyusutan/ *Accumulated depreciation*							
Bangunan/*Buildings*	116.296	9.179	-	-	-	-	125.475
Peralatan kantor/ *Office equipment*	496.093	49.526	-	-	-	-	545.619
Kendaraan bermotor/ *Motor vehicles*	24.616	7.426	12.552	-	-		19.490
	637.005	**66.131**	**12.552**	**-**	**-**	**-**	**690.584**
Aset hak guna/ *Right of use assets*	109.460	66.219	10.045	-	-	-	165.634
	746.465	132.350	22.597	-	-	-	856.218
Nilai buku neto/*Net book value*	**1.259.658**						**1.254.269**

Aset hak guna per 31 Desember 2024 dan 2023 adalah sebagai berikut:

Right of use assets as of December 31, 2024 and 2023 are as follows:

	2024					
	Saldo awal/ *Beginning balance*	Penambahan/ *Additions*	Pengurangan/ *Deduction*	Dampak akuisisi/ *Acquisition impact*	Saldo akhir/ *Ending balance*	
Biaya perolehan						***Cost***
Aset hak guna						***Right of use assets***
Bangunan	225.804	60.859	32.047	9.678	264.294	*Buildings*
Peralatan kantor	37.471	-	3.067	32.748	67.152	*Office equipment*
Kendaraan	31.558	-	13.617	683	18.624	*Motor vehicles*
	294.833	**60.859**	**48.731**	**43.109**	**350.070**	
Akumulasi penyusutan						***Accumulated depreciation***
Aset hak guna						***Right of use assets***
Bangunan	123.454	48.248	32.047	4.442	144.097	*Buildings*
Peralatan kantor	13.363	10.500	3.067	-	20.796	*Office equipment*
Kendaraan	28.817	8.846	13.617	11.922	35.968	*Motor vehicles*
	165.634	**67.594**	**48.731**	**16.364**	**200.861**	
Nilai buku	**129.199**				**149.209**	***Net book value***

16. ASET TETAP DAN ASET HAK GUNA (lanjutan) / *16. FIXED ASSETS AND RIGHT-OF USE OFF ASSETS (continued)*

	2023					
	Saldo awal/ *Beginning balance*	**Penambahan/ *Additions***	**Pengurangan/ *Deduction***	**Reklasifikasi/ *Reclassification***	**Saldo akhir/ *Ending balance***	
Biaya perolehan						***Cost***
Aset hak guna						***Right of use assets***
Bangunan	188.065	42.019	4.280	-	225.804	*Buildings*
Peralatan kantor	10.737	34.672	7.938	-	37.471	*Office equipment*
Kendaraan	32.430	88	960	-	31.558	*Motor vehicles*
	231.232	**76.779**	**13.178**	**-**	**294.833**	
Akumulasi penyusutan						***Accumulated depreciation***
Aset hak guna						***Right of use assets***
Bangunan	86.080	41.654	4.280	-	123.454	*Buildings*
Peralatan kantor	5.990	12.178	4.805	-	13.363	*Office equipment*
Kendaraan	17.390	12.387	960	-	28.817	*Motor vehicles*
	109.460	**66.219**	**10.045**	**-**	**165.634**	
Nilai buku	**121.772**				**129.199**	***Net book value***

Tanah merupakan Sertifikat Hak Guna Bangunan (SHGB), Sertifikat Hak Milik atas Satuan Rumah Susun (SHMASRS) dan Sertifikat Hak Milik (SHM) seluas 181.848 m2. SHGB dan SHMASRS diberikan untuk periode maksimum 30 tahun dan dapat diperbarui.

Land represents Building Rights Title (SHGB), Strata Title (SHMASRS) and Freehold Title (SHM) of 181,840 m2. SHGB and SHMASRS were obtained for a maximum period of 30 years and may be extended.

Beban penyusutan untuk tahun yang berakhir pada tanggal 31 Desember 2024 dan 2023, masing-masing sebesar Rp139.278 dan Rp132.350 (Catatan 37).

Depreciation expense for the years ended December 31, 2024 and 2023 amounted to Rp139,278 and Rp132,350 respectively (Note 37).

Pada tanggal 31 Desember 2024, Grup melakukan penilaian kembali (revaluasi) atas aset tetap tanah untuk tujuan akuntansi. Untuk tujuan akuntansi, Grup telah mengubah kebijakan akuntansi untuk pengukuran tanah menjadi model revaluasian dari sebelumnya menggunakan model biaya. Grup mencatat kenaikan dari revaluasi aset tetap sebesar Rp122.248. Kenaikan dan penurunan nilai tercatat yang timbul dari revaluasi dicatat sebagai "Surplus Revaluasi Aset Tetap", dan disajikan dalam penghasilan komprehensif lain.

On December 31, 2024, the Group conducted a revaluation of land fixed assets for accounting purposes. For accounting purposes, The Group has changed its accounting policy for land measurement to a revaluation model from the previous cost model. The Group recorded increase from revaluation amounting to Rp122,248. The increase and decrease in the carrying amount arising from the revaluation are recorded as "Surplus Revaluation of Fixed Assets", and are presented in other comprehensive income.

Penilaian dilakukan sesuai dengan ketentuan dari Kode Etik Penilai Indonesia dan Standar Penilaian Indonesia (KEPI & SPI) serta Peraturan No.VIII.C.4 tentang Pedoman Penilaian dan Penyajian Laporan Penilaian di Pasar Modal, ditentukan berdasarkan transaksi pasar terkini dan dilakukan dengan ketentuan-ketentuan yang lazim dan menggunakan pendekatan penilaian.

Appraisals are performed based on Indonesian Appraisers Ethics Code and Indonesian Appraise Standards (KEPI & SPI) and Regulation No.VIII.C.4 concerning the Guidance on Valuation and Presentation for the Appraisal Report on the Capital Market based on references from recent market transactions and ensue within the clause.

Dalam pengukuran nilai wajar tanah, Penilai Independen memperhitungkan kemampuan peserta pasar untuk menghasilkan manfaat ekonomi dengan penggunaan tertinggi dan terbaik atas aset atau dengan menjual aset ke peserta pasar lain yang akan menggunakan aset pada kondisi tertinggi dan penggunaan terbaik. Metode penilaian yang digunakan oleh Penilai Independen adalah pendekatan pasar.

In fair value measurement of land, the Independent Appraisers counts market participant's ability to generate economic benefits by using the assets in its highest and best use or by selling it to another market participant that would use the asset in its highest and best use. The valuation method used by the Independent Appraiser is market approach.

Berdasarkan laporan penilaian dari Kantor Jasa Penilai Publik (KJPP) Satria Iskandar Setiawan dan Rekan tanggal 31 Desember 2024 dan 12 Januari 2024 dan KJPP Edi Adesta dan Rekan tanggal 25 Februari 2025 nilai wajar atas aset tetap yang dimiliki Grup pada tanggal 31 Desember 2024 dan 2023 adalah sebesar Rp1.240.664 dan Rp943.060.

Based on appraisal report of "Kantor Jasa Penilai Publik (KJPP) Satria Iskandar Setiawan and Partner dated December 31, 2024 and January 12, 2024 and KJPP Edi Adesta and Partner dated February 25, 2025 the valuation of fixed assets owned by the Groups as of December 31, 2024 and 2023 amounted Rp1,240,664 and Rp943,060 respectively.

Pada tanggal 31 Desember 2024 dan 2023, jika tanah diukur dengan metode biaya, nilai tercatatnya sebesar Rp309.125 dan Rp133.768.

On December 31, 2023 and 2024 if land is measured by cost method, its carrying value is Rp309,125 and Rp133,768.

16. ASET TETAP DAN ASET HAK GUNA (lanjutan)

Aset tetap, kecuali tanah, pada tanggal 31 Desember 2024 dan 2023 diasuransikan terhadap risiko kebakaran, kerusuhan, kecelakaan, dan pencurian dengan jumlah pertanggungan masing-masing sebesar Rp1.787.361 dan Rp1.152.326. Manajemen berpendapat bahwa nilai pertanggungan tersebut cukup untuk menutup kemungkinan kerugian atas aset yang dipertanggungkan.

Manajemen berkeyakinan bahwa tidak terdapat penurunan nilai aset tetap yang dimiliki Grup sebagaimana dimaksud dalam PSAK 236 selama tahun berjalan, karena manajemen berpendapat bahwa nilai tercatat aset tetap tidak melebihi estimasi nilai yang dapat diperoleh kembali.

16. FIXED ASSETS AND RIGHT-OF USE OFF ASSETS (continued)

All fixed assets, except land were insured against fire, riot, accident, and theft risks as of December 31, 2024 and 2023 for insurance coverage amounting to Rp1,787,361 and Rp1,152,326 respectively. Management believes that the insurance coverage is adequate to cover possible losses form the assets for insured risks.

Management believes that there is no impairment in the value of fixed assets owned by The Group during the year as described in PSAK 236, because management believes that the carrying amounts of fixed assets do not exceed the estimated recoverable amount.

Rincian aset dalam penyelesaian adalah sebagai berikut:

The details of construction in progress are as follows:

	Jenis aset / *Type of asset*	Persentase penyelesaian/ *Percentage of completion*	Akumulasi biaya/ *Accumulated cost*	Estimasi penyelesaian/ *Estimated completion*
31 Desember/ *December 31,* 2024	Bangunan/*Buildings*	81%	23.624	2025
31 Desember/ *December 31,* 2023	Bangunan/*Buildings*	3%	796	2025

Jumlah tercatat bruto dari aset tetap yang telah disusutkan penuh namun masih digunakan dalam usaha adalah sebagai berikut:

The gross carrying amount of fixed assets that have been fully depreciated but still in use in operations are as follows:

	2024	2023	
Bangunan	30.008	21.010	*Buildings*
Peralatan kantor	467.019	456.357	*Office equipment*
Kendaraan bermotor	7.905	7.006	*Motor vehicle*
Jumlah	**504.932**	**484.373**	***Total***

Pada tanggal 31 Desember 2024 dan 2023, tidak terdapat aset tetap yang dijadikan jaminan.

As of December 31, 2024 and 2023, there were no fixed assets pledged as collateral.

	2024	2023	
Harga jual	1.542	5.608	*Proceed*
Nilai buku	72	-	*Book value*
Laba penjualan aset tetap	**1.470**	**5.608**	***Gain from sale of fixed assets***

17. ASET TAKBERWUJUD

17. INTANGIBLE ASSETS

Aset takberwujud terdiri dari:

Intangible assets consist of the following:

	2024	2023	
Merek dagang	136.397	-	*Trademarks*
Perangkat lunak	13.651	23.444	*Software*
Goodwill	12.898	-	*Goodwill*
Jumlah	**162.946**	**23.444**	***Total***

Perangkat lunak / *Software*

	2024					
	Saldo awal/ *Beginning balance*	Penambahan/ *Additions*	Pengurangan/ *Deduction*	Dampak akuisisi/ *Acquisition impact*	Saldo akhir/ *Ending balance*	
Harga perolehan	120.391	3.377	-	3.911	127.679	*Acquisition cost*
Akumulasi amortisasi	(96.947)	(13.190)	-	(3.891)	(114.028)	*Accumulated amortization*
	23.444				**13.651**	

17. ASET TAKBERWUJUD / *INTANGIBLE ASSETS*

Perangkat lunak (lanjutan) / *Software (continued)*

	2023					
	Saldo awal/ *Beginning balance*	**Penambahan/ *Additions***	**Pengurangan/ *Deduction***	**Reklasifikasi/ *Reclassification***	**Saldo akhir/ *Ending balance***	
Harga perolehan	103.137	17.254	-	-	120.391	*Acquisition cost*
Akumulasi amortisasi	(78.545)	(18.402)	-	-	(96.947)	*Accumulated amortization*
	24.592				**23.444**	

Goodwill

Pada bulan Oktober 2024, Grup telah mengakuisisi PT Bank Pembangunan Daerah Nusa Tenggara Barat Syariah (NTBS). Atas transaksi ini, Grup memperoleh *goodwill* dan aset takberwujud tertentu berupa merek dagang (Catatan 42).

Tidak ada penurunan nilai *goodwill* yang diidentifikasi.

Goodwill

In October 2024, the Group acquired PT Bank Pembangunan Daerah Nusa Tenggara Barat Syariah (NTBS). As a result of this acquisition, the Group recognised goodwill and certain intangible assets, such as trademarks (Note 42).

No impairment of the goodwill was identified.

18. ASET LAIN-LAIN / *OTHER ASSETS*

	2024	**2023**	
Beban yang ditangguhkan	18.952	15.861	*Deferred charges*
Persediaan alat tulis kantor dan barang cetakan	38.623	22.264	*Office stationery and printed form*
Lainnya	275.043	342.022	*Others*
Jumlah	**332.618**	**380.147**	***Total***

Beban yang ditangguhkan merupakan beban atas biaya pendirian kantor, renovasi gedung dan jaringan telekomunikasi. Beban ditangguhkan diamortisasi selama masa sewa tanah atau gedung dengan menggunakan metode garis lurus.

Deferred charges represent costs related to the establishment of offices, building renovations and telecommunication network. Deferred charges are amortized over the land or building lease period using the straight-line method.

Lainnya termasuk rekening perantara valuta asing dan rekening tunda.

Others included currency intermediate account and suspense account.

19. LIABILITAS SEGERA / *OBLIGATIONS DUE IMMEDIATELY*

	2024	**2023**	
Transfer, inkaso dan kliring	212.970	308.136	*Transfer and cheques pending collection and clearing*
Beban sudah efektif harus dibayar	210.454	73.803	*Amount involving expenses payable*
Penerimaan yang akan diperhitungkan	170.343	150.838	*Acceptance pending settlement*
ATM Bersama	-	21.013	*ATM Bersama*
Lain-lain	320.936	433.814	*Others*
Jumlah	**914.703**	**987.604**	***Total***

Penerimaan dana yang akan diperhitungkan merupakan titipan dana untuk pembayaran pajak *on-line,* pembayaran telepon, pembayaran PBB dan lain-lain.

Acceptance pending settlement represents funds received for the payment of on-line tax, payment of telephone, payment of land and building tax and others.

Beban sudah efektif harus dibayar merupakan beban yang masih harus dibayar atas listrik, telepon, BPJS dan lain-lain.

Others included currency intermediate account and suspense account.

Liabilitas lainnya meliputi rekening kontrol, utang pembelian dan lainnya.

Other liabilities include control account, purchase payable and others.

Seluruh liabilitas segera pada tanggal 31 Desember 2024 dan 2023 adalah dalam mata uang Rupiah.

All of obligations due immediately as of December 31, 2024 and 2023 are in Rupiah currency.

20. SIMPANAN DARI NASABAH / *20. DEPOSITS FROM CUSTOMERS*

a. Berdasarkan segmen, mata uang dan jenis / *a. By segment, currency and type*

	2024	2023	
Konvensional			***Conventional***
Rupiah			*Rupiah*
Giro	18.806.072	20.745.629	*Current accounts*
Tabungan	30.445.349	27.965.047	*Savings*
Deposito berjangka	25.169.856	26.757.226	*Time deposits*
	74.421.277	75.467.902	
Mata uang asing			*Foreign currencies*
Giro	5.888	4.522	*Current accounts*
Tabungan	44.807	51.253	*Savings*
Deposito berjangka	96.178	70.627	*Time deposits*
	146.873	126.402	
Jumlah Konvensional	**74.568.150**	**75.594.304**	***Total Konvensional***
Syariah			***Sharia***
Rupiah			*Rupiah*
Giro	232.875	174.426	*Current accounts*
Tabungan	255.813	81.125	*Savings*
	488.688	255.551	
Jumlah Syariah	**488.688**	**255.551**	***Total Syariah***
Jumlah	**75.056.838**	**75.849.855**	***Total***

Perincian simpanan nasabah berdasarkan mata uang adalah sebagai berikut:

Deposits from customers based on currencies are as follows:

	2024		2023		
	Nosional mata uang asing/ *Notional foreign currencies*	Ekuivalen Rupiah/ *Rupiah equivalent*	Ekuivalen Rupiah/ *Rupiah equivalent*	Nosional mata uang asing/ *Notional foreign currencies*	
Rupiah		74.909.965	75.723.453		***Rupiah***
Mata uang asing					***Foreign currencies***
Dolar Amerika Serikat	8.667.539	139.504	119.736	7.776.580	*United States Dollar*
Dolar Singapura	493.312	5.843	5.868	502.569	*Singapore Dollar*
Yen Jepang	746.799	77	33	303.086	*Japanese Yen*
Dolar Hongkong	9.985	20	-	-	*Hongkong Dollar*
Dolar Australia	23.915	239	1	95	*Australia Dollar*
Euro	71.031	1.190	764	44.841	*Euro*
		146.873	126.402		
Jumlah		**75.056.838**	**75.849.855**		***Total***

b. Berdasarkan hubungan / *b. By relationship*

	2024	2023	
Pihak berelasi			***Related parties***
Konvensional			***Conventional***
Rupiah			*Rupiah*
Giro	11.908.060	12.231.559	*Current accounts*
Tabungan	51.221	56.755	*Savings*
Deposito berjangka	269.839	350.180	*Time deposits*
Deposit on call	34.900	1.500	*Deposit on call*
	12.264.020	**12.639.994**	
Mata uang asing			*Foreign currencies*
Giro	695	666	*Current accounts*
Tabungan	209	1.206	*Savings*
Deposito berjangka	2.852	2.623	*Time deposits*
	3.756	**4.495**	
Syariah			***Sharia***
Rupiah			*Rupiah*
Giro	967	-	*Current accounts*
Tabungan	99	49	*Savings*
	1.066	**49**	
Sub jumlah	**12.268.842**	**12.644.538**	***Sub total***

20. SIMPANAN DARI NASABAH (lanjutan) / *20. DEPOSITS FROM CUSTOMERS (continued)*

b. Berdasarkan hubungan (lanjutan) / *b. By relationship (continued)*

	2024	2023	
Pihak ketiga			***Third parties***
Konvensional			***Conventional***
Rupiah			*Rupiah*
Giro	6.898.012	8.514.070	*Current accounts*
Tabungan	30.394.128	27.908.292	*Savings*
Deposito berjangka	24.506.487	26.242.346	*Time deposits*
Deposit on call	358.630	163.200	*Deposit on call*
	62.157.257	**62.827.908**	
Mata uang asing			*Foreign currencies*
Giro	5.193	3.856	*Current accounts*
Tabungan	44.598	50.047	*Savings*
Deposito berjangka	93.326	68.004	*Time deposits*
	143.117	**121.907**	
Syariah			***Sharia***
Rupiah			*Rupiah*
Giro	231.908	174.377	*Current accounts*
Tabungan	255.714	81.125	*Savings*
	487.622	**255.502**	
Sub jumlah	**62.787.996**	**63.205.317**	***Sub total***
Jumlah	**75.056.838**	**75.849.855**	***Total***

c. Deposito berjangka dan *deposit on call* berdasarkan jangka waktu kontrak / *c. Time deposits and deposit on call by contractual period*

	2024	2023	
Rupiah			*Rupiah*
- 1 bulan	10.124.116	13.528.703	*- 1 month*
- 2 bulan	201.069	217.270	*- 2 months*
- 3 bulan	5.858.878	5.393.406	*- 3 months*
- 6 bulan	8.205.446	432.388	*- 6 months*
- 12 bulan	337.301	6.963.367	*- 12 months*
- 18 bulan	28.893	38.837	*- 18 months*
- 24 bulan	20.528	17.795	*- 24 months*
Deposit on call	393.530	760	*Deposit on call*
Jatuh tempo	95	164.700	*Matured*
	25.169.856	26.757.226	
Mata uang asing			*Foreign currencies*
- 1 bulan	84.342	66.064	*- 1 month*
- 3 bulan	10.309	3.725	*- 3 months*
- 6 bulan	968	721	*- 6 months*
- 12 bulan	559	117	*- 12 months*
	96.178	70.627	
Jumlah	**25.266.034**	**26.827.853**	***Total***

d. Deposito berjangka dan *deposit on call* berdasarkan sisa jangka waktu / *d. Time deposits and deposit on call by maturity*

	2024	2023	
Rupiah			*Rupiah*
- Kurang dari atau sama dengan 1 bulan	11.507.582	15.245.542	*Less than or until 1 month -*
- Lebih dari 1-3 bulan	8.573.517	4.213.137	*More than 1-3 months -*
- Lebih dari 3-6 bulan	4.471.058	267.153	*More than 3-6 months -*
- Lebih dari 6-12 bulan	195.520	6.809.714	*More than 6-12 months -*
- Lebih dari 12-18 bulan	14.486	42.633	*More than 12-18 months -*
- Lebih dari 18-24 bulan	14.068	13.587	*More than 18-24 months -*
Deposit on call	393.530	164.700	*Deposit on call*
Jatuh tempo	95	760	*Matured*
	25.169.856	**26.757.226**	

20. SIMPANAN DARI NASABAH (lanjutan) / *20. DEPOSITS FROM CUSTOMERS (continued)*

d. Deposito berjangka berdasarkan sisa jangka waktu (lanjutan) / *d. Time deposits by maturity (continued)*

	2024	2023	
Mata uang asing			*Foreign currencies*
- Kurang dari atau sama dengan 1 bulan	84.969	67.025	*Less than or until 1 month -*
- Lebih dari 1-3 bulan	9.971	2.795	*More than 1-3 months -*
- Lebih dari 3-6 bulan	678	762	*More than 3-6 months -*
- Lebih dari 6-12 bulan	559	45	*More than 6-12 months -*
	96.178	**70.627**	
Jumlah	**25.266.034**	**26.827.853**	***Total***

e. Simpanan yang diblokir dan dijadikan jaminan / *e. Deposits blocked and pledged as collateral*

	2024	2023	
Giro	32.101	-	*Current accounts*
Tabungan	112.617	-	*Savings*
Deposito berjangka	255.665	203.926	*Time deposits*
Setoran jaminan	9.129	-	*Security deposits*
Jumlah	**409.512**	**203.926**	***Total***

f. Tingkat suku bunga dan bagi hasil per tahun / *f. Annual interest rates and profit sharing*

	2024	2023	
Konvensional			***Conventional***
Rupiah			*Rupiah*
Giro	0,84%	0,90%	*Current accounts*
Tabungan	0,86%	0,85%	*Savings*
Deposito berjangka	5,33%	4,67%	*Time deposits*
Mata uang asing			*Foreign currencies*
Giro	0,08%	0,13%	*Current accounts*
Tabungan	0,14%	0,14%	*Savings*
Deposito berjangka	1,74%	0,52%	*Time deposits*
Syariah			***Sharia***
Rupiah			*Rupiah*
Giro	0,05%	0,06%	*Current accounts*
Tabungan	0,85%	0,81%	*Savings*
Deposito berjangka	3,79%	4,45%	*Time deposits*

21. SIMPANAN DARI BANK LAIN / *21. DEPOSITS FROM CUSTOMERS*

a. Berdasarkan segmen, mata uang dan jenis / *a. By segment, currency and type*

	2024	2023	
Konvensional			***Conventional***
Rupiah			*Rupiah*
Giro	81.501	104.215	*Current accounts*
Tabungan	459.178	545.647	*Savings*
Deposito berjangka	105.427	136.056	*Time deposits*
Interbank call money	30.000	1.770.000	*Interbank call money*
	676.106	2.555.918	
Mata uang asing			*Foreign currencies*
Interbank call money	48.285	-	*Interbank call money*
Syariah			***Sharia***
Rupiah			*Rupiah*
Giro	9.383	4.403	*Current accounts*
Jumlah	**733.774**	**2.560.321**	***Total***

21. SIMPANAN DARI BANK LAIN (lanjutan) / *21. DEPOSITS FROM CUSTOMERS (continued)*

a. Berdasarkan segmen, mata uang dan jenis (lanjutan) / *a. By segment, currency and type (continued)*

Perincian simpanan dari bank lain berdasarkan mata uang adalah sebagai berikut:

Deposits from other banks based on currencies are as follows:

	2024	2023	
Rupiah	685.489	2.560.321	***Rupiah***
Mata uang asing			***Foreign currencies***
Dolar Amerika Serikat	48.285	-	*United States Dollar*
Jumlah	**733.774**	**2.560.321**	***Total***

b. Berdasarkan hubungan / *b. By relationship*

	2024	2023	
Pihak Berelasi			***Related parties***
Konvensional			***Conventional***
Rupiah			*Rupiah*
Giro	83	921	*Current accounts*
Tabungan	44.210	55.743	*Savings*
Deposito berjangka	30	30	*Time deposits*
Sub jumlah	44.323	56.694	***Sub total***
Pihak ketiga			***Third parties***
Konvensional			***Conventional***
Rupiah			*Rupiah*
Giro	81.418	103.294	*Current accounts*
Tabungan	414.968	489.904	*Savings*
Deposito berjangka	105.397	136.026	*Time deposits*
Interbank call money	30.000	1.770.000	*Interbank call money*
Mata uang asing			*Foreign currencies*
Interbank call money	48.285	-	*Interbank call money*
Syariah			***Sharia***
Rupiah			*Rupiah*
Giro	9.383	4.403	*Curent accounts*
Sub jumlah	689.451	2.503.627	***Sub total***
Jumlah	**733.774**	**2.560.321**	***Total***

c. Deposito berjangka berdasarkan jangka waktu kontrak / *c. Time deposits by contractual period*

	2024	2023	
< 1 bulan	84.347	103.596	*< 1 month*
1 - < 3 bulan	1.700	-	*1 - < 3 months*
3 - < 6 bulan	10.350	22.700	*3 - < 6 months*
6 - < 12 bulan	30	60	*6 - < 12 months*
> 12 bulan	9.000	9.700	*> 12 months*
Interbank call money	78.285	1.770.000	*Interbank call money*
Jumlah	**183.712**	**1.906.056**	***Total***

d. Deposito berjangka berdasarkan sisa jangka waktu / *d. Time deposits by maturity*

	2024	2023	
< 1 bulan	86.427	106.926	*< 1 month*
1 - < 3 bulan	10.470	19.370	*1 - < 3 months*
3 - < 6 bulan	30	1.060	*3 - < 6 months*
6 - < 12 bulan	8.000	8.200	*6 - < 12 months*
> 12 bulan	500	500	*> 12 months*
Interbank call money	78.285	1.770.000	*Interbank call money*
Jumlah	**183.712**	**1.906.056**	***Total***

21. SIMPANAN DARI BANK LAIN (lanjutan) / *DEPOSITS FROM CUSTOMERS (continued)*

e. Simpanan yang diblokir dan dijadikan jaminan / *Deposits blocked and pledged as collateral*

	2024	2023	
Giro	32.101	5.908	*Current accounts*
Tabungan	112.617	40	*Savings*
Deposito berjangka	255.665	203.926	*Time deposits*
Setoran jaminan	9.129	-	*Security deposits*
Jumlah	**409.512**	**209.874**	***Total***

f. Tingkat suku bunga dan bagi hasil per tahun / *Annual interest rates and profit sharing*

	2024	2023	
Konvensional			***Conventional***
Rupiah	2,18%	2,16%	*Rupiah*
Syariah			***Sharia***
Rupiah	0,89%	1,11%	*Rupiah*

22. LIABILITAS SURAT BERHARGA YANG DIJUAL DENGAN JANJI DIBELI KEMBALI / *LIABILITIES OF MARKETABLE SECURITIES SOLD UNDER REPURCHASE AGREEMENT*

Tidak terdapat liabilitas atas surat berharga yang dijual dengan janji dibeli kembali dengan pihak berelasi.

There were no liabilities of marketable securities sold under repurchase agreement with related parties.

2024

Pihak lawan/ *Counterpart*	Jenis sekuritas/ *Type of securities*	Nilai nominal/ *Nominal value*	Nilai beli kembali/ *Repurchase value*	Beban bunga yang belum diamortisasi/ *Unamortized interest expenses*	Nilai tercatat/ *Carrying value*
Bank Indonesia	Surat Utang Negara/*Government bonds*	5.000.000	4.833.138	3.052	4.830.086
Bank Indonesia	Sekuritas Rupiah Bank Indonesia/ *Bank Indonesia Rupiah Securities*	1.300.000	1.263.763	442	1.263.321
PT Bank Pembangunan Daerah Kalimantan Timur	Surat Utang Negara/ *Government bonds*	600.000	566.684	202	566.482
PT Bank Negara Indonesia (Persero) Tbk	Surat Utang Negara/*Government bonds*	500.000	460.928	988	459.940
PT Bank Mandiri (Persero) Tbk	Surat Utang Negara/*Government bonds*	350.000	325.863	521	325.342
Bank Indonesia	Surat Berharga Syariah Negara/ *Government sharia securities*	300.000	277.262	240	277.022
PT Bank HSBC Indonesia	Surat Utang Negara/*Government bonds*	295.000	274.368	195	274.173
PT Bank ICBC Indonesia	Surat Utang Negara/*Government bonds*	300.000	283.342	101	283.241
PT Bank Pembangunan Daerah Bengkulu	Surat Utang Negara/*Government bonds*	225.000	217.619	52	217.567
PT Bank DKI	Surat Utang Negara/*Government bonds*	200.000	189.036	202	188.834
PT Bank SMBC Indonesia Tbk	Surat Utang Negara/*Government bonds*	100.000	94.442	84	94.358
		9.170.000	**8.786.445**	**6.079**	**8.780.366**

22. LIABILITAS SURAT BERHARGA YANG DIJUAL DENGAN JANJI DIBELI KEMBALI (lanjutan)

22. LIABILITIES OF MARKETABLE SECURITIES SOLD UNDER REPURCHASE AGREEMENT (continued)

Pihak lawan/ *Counterpart*	Jenis sekuritas/ *Type of securities*	Nilai nominal/ *Nominal value*	Nilai beli kembali/ *Repurchase value*	Beban bunga yang belum diamortisasi/ *Unamortized interest expenses*	Nilai tercatat/ *Carrying value*
2023					
Bank Indonesia	Surat Berharga Syariah Negara/ *Government sharia securities*	2.000.000	1.906.013	706	1.905.307
PT Bank Pembangunan Daerah Kalimantan Timur dan Kalimantan Utara	Surat Utang Negara/*Government bonds*	1.950.000	1.867.747	555	1.867.192
PT Bank Rakyat Indonesia (Persero) Tbk	Surat Utang Negara/*Government bonds*	1.600.000	1.501.917	471	1.501.446
Bank Indonesia	Surat Utang Negara/*Government bonds*	1.000.000	980.483	418	980.065
PT Bank Nationalnobu Tbk	Surat Utang Negara/*Government bonds*	750.000	732.525	430	732.095
PT Bank Mandiri (Persero) Tbk	Surat Utang Negara/*Government bonds*	400.000	401.841	139	401.702
PT Bank Pembangunan Daerah Sulawesi Utara Gorontalo	Surat Utang Negara/*Government bond*	300.000	307.326	159	307.167
PT Bank Central Asia Tbk	Surat Utang Negara/*Government bonds*	200.000	190.701	68	190.633
PT Bank Pembangunan Daerah Kalimantan Tengah	Surat Utang Negara/*Government bonds*	30.000	29.567	11	29.556
		8.230.000	**7.918.120**	**2.957**	**7.915.163**

Tidak terdapat liabilitas atas surat berharga yang dijual dengan janji dibeli kembali dengan pihak berelasi.

There were no liabilities of marketable securities sold under repurchase agreement with related parties.

Jangka waktu atas liabilitas surat berharga yang dijual dengan janji dibeli kembali dikategorikan sebagai kurang dari 1 (satu) bulan.

The term of liabilities for marketable securities sold under repurchase agreement is categorized as less than 1 (one) month.

23. SURAT BERHARGA YANG DITERBITKAN

23. SECURITIES ISSUED

	2024	
Sertifikat Investasi *Mudharabah* Antarbank		***Interbank Mudharabah Investment Certificate***
PT Bank Aceh Syariah	100.000	*PT Bank Aceh Syariah*
Sertifikat Pengelolaan Dana berdasarkan Prinsip Syariah Antarbank		***Certificate of Funds Management Based On Interbank Sharia Principle***
Badan Pengelola Tabungan Perumahan Rakyat	2.389	*Badan Pengelola Tabungan Perumahan Rakyat*
Jumlah	**102.389**	***Total***

Seluruh surat berharga diterbitkan oleh Entitas Anak dan dalam mata uang Rupiah.

All securities issued by Subsidiary and in Rupiah

24. PINJAMAN YANG DITERIMA

24. BORROWINGS

	2024	2023	
KPR Fasilitas Likuiditas Pembiayaan Perumahan (FLPP)	655.619	-	*KPR - Housing Financing Liquidity Facility (FLPP)*
Kementerian Pekerjaan Umum dan Perumahan Rakyat (PUPR) Republik Indonesia	510.785	490.810	*Ministry of Public Works and Housing of the Republic of Indonesia*
Badan Pengelola Keuangan Haji (BPKH)	200.000	-	*Badan Pengelola Keuangan Haji (BPKH)*
PT Sarana Multigriya Finansial (Persero)	99.817	66.821	*PT Sarana Multigriya Finansial (Persero)*
Lembaga Pengelola Dana Bergulir Koperasi, Usaha Mikro, Kecil dan Menengah (LPDB-KUMKM)	-	39.253	*Lembaga Pengelola Dana Bergulir Koperasi, Usaha Mikro, Kecil dan Menengah (LPDB-KUMKM)*
Pemerintah Provinsi Jawa Timur	-	93	*Government of East Java Province*
Lainnya	61.311	-	*Others*
Jumlah	**1.527.532**	**596.977**	***Total***

Seluruh pinjaman yang diterima adalah dari pihak ketiga dan dalam mata uang Rupiah.

All borrowings are from third parties and in Rupiah.

24. PINJAMAN YANG DITERIMA (lanjutan)

a. KPR Fasilitas Likuiditas Pembiayaan Perumahan (FLPP)
Pada tanggal 6 Januari 2022, NTBS telah menandatangani perjanjian Kerjasama Operasional (PKO) dengan BP Tapera No.32/PKS/BPTPR/I/1/2022 dan SPJ/0006/11/50/2022 tentang Penyaluran Dana Fasilitas Likuiditas Pembiayaan Perumahan melalui kredit kepemilikan rumah sejahtera bagi masyarakat berpenghasilan rendah selama 12 bulan. Fasilitas pembiayaan ini disalurkan dengan tarif margin maksimal 5% bersifat tetap dengan metode perhitungan margin annuitas dan jangka waktu maksimal 20 tahun.

Dalam hal ini NTBS menyatakan minat untuk menyalurkan PPR FLPP kepada BP Tapera dengan nominal kurang lebih Rp208.000 atau setara dengan 1.600 unit rumah berdasarkan surat minat No.SBA/4420/11/50/2021 tanggal 24 Desember 2021. Mekanisme penyaluran menggunakan *system reimburse* dengan pola *executing* selama jangka waktu maksimal 20 tahun dengan porsi dana 75% (BP Tapera) dan 25% (NTBS), serta perhitungan tarif margin sebesar 4,5% (NTBS) dan 0,5% (BP Tapera).

Perjanjian kerjasama tersebut selanjutnya akan diperpanjang, tetap berlangsung dan mengikat sepanjang masih terdapat kewajiban salah satu pihak kepada pihak lainnya.

Terdapat penambahan pencairan dana FLPP untuk 34 unit KPR dengan nominal Rp4.063 berdasarkan pengajuan Pencairan Dana Fasilitas FLPP surat No.20230328/TGH/128/00323 SMF tanggal 28 Maret 2023 dan berdasarkan lembar hasil pengujian KPR FLPP tahun 2023 No.0283.FLPP/S/BP-TPR/I.3/3/2023 tanggal 29 Maret 2023.

Realisasi tahun 2024 untuk 314 unit KPR dengan nominal Rp53.730 dengan porsi dana FLPP 75% sebesar Rp40.297 dan porsi dana NTBS 25% sebesar Rp13.432.

b. Kementerian PUPR
Pusat Pengelolaan Dana Pembiayaan Perumahan (PPDPP) Kementerian PUPR Republik Indonesia bekerjasama dengan Bank dalam hal program Penyaluran Dana Fasilitas Likuiditas Pembiayaan Perumahan (FLPP) melalui kredit/pembiayaan pemilikan rumah sejahtera/rumah sejahtera syariah bagi masyarakat berpenghasilan rendah dengan tingkat bunga sebesar 0,5% maksimal untuk biaya provisi dari nilai KPR Sejahtera FLPP. Jangka waktu KPR Sejahtera FLPP paling lama 20 (dua puluh) tahun. Jangka waktu perjanjian kerjasama operasional adalah mulai tanggal 1 Januari 2021 sampai dengan tanggal 31 Desember 2021 dan sebagaimana perubahan terakhir telah diperpanjang mulai tanggal 1 Januari 2023 sampai dengan tanggal 31 Desember 2023.

Atas kerjasama ini, Grup mengelola penyalurannya menjadi dua bagian yaitu konvensional dan syariah dengan PKS Syariah No.71/PKS/BP-TPR/I/12/2022 dan No.061/290/DIR/BIS/PKS. Sedangkan PKS konvensional No.82/PKS/BP-TPR/I/12/2022 dan No.061/290/DIR/KKR/PKS. Atas kerjasama tersebut, Grup diwajibkan untuk menyampaikan rekening koran dana kelolaan dan rekening operasional paling lambat tanggal 5 dan 16 setiap bulannya. Pada 31 Desember 2024 dan 31 Desember 2023, Grup telah menyalurkan kredit FLPP masing-masing sebesar Rp197.086 dan Rp194.934.

24. BORROWINGS (continued)

a. KPR Facilities Liquidity Housing Finance (FLPP)
On January 6, 2022, NTBS has signed an Operational Cooperation Agreement (PKO) with BP Tapera No.32/PKS/BP-TPR/I/1/2022 and SPJ/0006/11/50/2022 regarding the Distribution of Liquidity Facility Funds for Housing Financing through Prosperous homeownership credit for low income people for 12 months. This financing facility is disbursed with a maximum margin rate of 5% which is fixed using the annuity margin calculation method and a maximum period of 20 years.

In this case, NTBS expressed margin in distributing PPR FLPP to BP Tapera with a nominal value of approximately Rp208,000 or equivalent to 1,600 housing units based on letter of interest No.SBA/4420/11/50/2021 dated December 24, 2021. The distribution mechanism uses a reimbursement system with an executing pattern for a maximum period of 20 years with a 75% portion of funds (BP Tapera) and 25% (NTBS), as well as calculation of margin rates of 4.5% (NTBS) and 0.5% (BP Tapera).

The cooperation agreement will then be extended,will continue and be binding as long as there areobligations of one party to the other.

There is an additional disbursement of FLPP funds for 34 KPR units with a nominal value of Rp4,063, based on the application for disbursement of FLPP Facility Funds letter No.20230328/TGH/128/00323 SMF dated March 28, 2023, and based on the 2023 KPR FLPP test result sheet No.0283.FLPP/S/BP-TPR/I.3/3/2023, March 29, 2023.

Realization in 2024 for 314 KPR units with a nominal value of Rp53,730 with a 75% FLPP fund portion of Rp40,297 and a 25% NTBS's fund portion of Rp13,432.

b. Ministry of Public Works and Housing
Fund Management Center of Housing Financing (PPDPP) from the Ministry of General Works and Public Housing of the Republic of Indonesia in colaboration with The Group disburse the Liquidity Facility of Housing Financing (FLPP) through loan/financing of housing for sharia prosperous house for low-income communities with an interest rate maximum of 0.5% for KPR Sejahtera FLPP provision fee. KPR Sejahtera FLPP has a maximum term of 20 (twenty) years. The term of the operational cooperation agreement is starting from January 1, 2021 until December 31, 2021 and as the latest amendment has been extended from January 1, 2023 until December 31, 2023.

For this collaboration, the Group manages its distribution into two parts, namely conventional and sharia with the Sharia PKS No.71/PKS/BP-TPR/I/12/2022 and No.061/290DIR/BIS/PKS. While the conventional PKS No.82/PKS/BP-TPR/I/12/2022 and No.061/290/DIR/KKR/PKS. For the cooperation, the Group are required to submit managed fund and operational account statements no later than the 5th and 16th of each month. As of the December 31, 2024 and December 31,2023, the Group has disbursed FLPP loans amounting to Rp197,086 and Rp194,934.

24. PINJAMAN YANG DITERIMA (lanjutan)

c. Badan Pengelola Keuangan Haji (BPKH)
Pada tahun 2020, NTBS telah merubah sebagaian sumber dana dari dana pihak ketiga produk Deposito iB Amanah menjadi skema pinjaman yang diterima. Skema tersebut telah berjalan dengan penandatanganan akad antara NTBS dengan Badan Pengelolaan Keuangan Haji (BPKH) tentang Akad Pembiayaan Mudharabah Muqqayadah pada tanggal 8 Desember 2020 dengan No.24/BPKH/XII/2020 No.PJ.01/13/70/60/0275/2020 dan fasilitas pembiyaan sebesar Rp1.000.000 dengan tenor jangka waktu 5 tahun sampai dengan tahun 2025. *Underlying* pembiayaan tersebut yang transaksinya khusus hanya dengan akad *Murabah, Wakalah, Ijarah,* IMBT dan MMQ.

Realisasi tahun 2024 merupakan tahun keempat pelunasan termin keempat pembiayaan yang diterima sebesar 20% dari total pinjaman yang diterima Rp1.000.000 yaitu sebesar Rp200.000 sehingga saldo pinjaman yang diterima menjadi sebesar Rp200.000.

d. PT Sarana Multigriya Finansial (Persero)
Dana Multigriya Finasial merupakan fasilitas pembiayaan dengan porsi 25% KPR FLPP yang diterima dari PT Sarana Multrigriya Finansial (Persero) untuk disalurkan dalam rangka program pengadaan perumahan melalui Pembiayaan Pemilikan Rumah (PPR) Sejahtera bagi masyarakat berpenghasilan rendah dengan tingkat margin 4,45%. Jangka waktu fasilitas pembiayaan porsi adalah mulai 1 April 2020 sampai dengan 31 Desember 2020 sesuai dengan PKS No.058A/AKAD/SMF-BJTMS/IV/2022 dan No.059/059/DIR/BIS/PKS. Grup harus menyerahkan laporan keuangan konsolidasian yang diaudit selambat-lambatnya 120 hari sejak ditutupnya tahun buku. Grup tidak boleh mengalihkan atau menyerahkan kepada pihak lain, sebagian atau seluruhnya atas hak dan kewajiban yang timbul berkaitan dengan perjanjian pinjaman ini.

e. Lembaga Pengelola Dana Bergulir Koperasi, Usaha Mikro, Kecil, dan Menengan (LPDB-KUMKM)
Sesuai Perjanjian Pinjaman No.26 tanggal 13 September 2019, Bank menerima pinjaman dari LPDB-KUMKM yang berupa fasilitas pembiayaan maksimal Rp200.000, untuk disalurkan kepada Usaha Mikro, Kecil dan Menengah (UMKM) yang tersebar di wilayah kerja Bank dan telah ditetapkan sesuai dengan daftar definitif. Tingkat suku bunga yang diberikan dari LPDB ke Bank sebesar 5% dan suku bunga dari Bank ke Usaha Mikro dan menengah maksimal 7% pertahun.

Penyaluran pembiayaan yang diberikan adalah pola *executing* dengan jangka waktu 60 (enam puluh) bulan atau 5 (lima) tahun terhitung sejak pencairan.

Bank harus menyerahkan daftar piutang sehat yang dimiliki Bank yang menjadi jaminan fidusia setiap 6 bulan minimal 100% dari *outstanding* pinjaman.

Bank menjaminkan kreditnya kepada LPDB-KUMKM dengan nilai minimal 100% dari *outstanding* pinjaman yang menjadi jaminan fidusia. Pada 31 Desember 2024 dan 2023 Bank memiliki sisa pinjaman sebesar Rp191.251 dan Rp38.250. Apabila dalam jangka waktu pinjaman terdapat penurunan kualitas piutang yang dijaminkan maka Bank wajib mengganti dengan piutang baru yang sehat.

24. BORROWINGS (continued)

c. Badan Pengelola Keuangan Haji (BPKH)
In 2020, NTBS has changed part of the source of funds from third party funds for the iB Amanah Deposit product into the borrowings scheme. The scheme has been running with the signing of a contract between NTBS and the Hajj Financial Management Agency (BPKH) regarding the Mudharabah Muqqayadah Financing Agreement on December 8, 2020, with No.24/BPKH/XII/2020 No.PJ.01/13/70/60/0275/2020 and a financing facility of Rp1,000,000 with a tenor of 5 years until 2025. The underlying financing is specifically for Murabah, Wakalah, Ijarah, IMBT and MMQ contracts.

Realization in 2024 is the third year of repayment of the four term of financing received by 20% of the total loan received of Rp1,000,000, which is Rp. 200,000, so that the borrowings balance becomes Rp200,000.

d. PT Sarana Multigriya Finansial (Persero)
Dana Multigriya Financial is a financing facility with a portion of 25% FLPP mortgages received from PT Sarana Multigriya Finansial (Persero) to be distributed in the context of housing procurement programs through Prosperous Home Ownership Financing (PPR) for low-income people with a margit rate of 4.45%. The term of the portion financing facility is from April 1, 2020 to December 31, 2020 in accordance with PKS No.058A/AKAD/SMF-BJTMS/IV/2022 and No.059/059/DIR/BIS/PKS. The Group must submit the audited consolidated financial statements no later than 120 days after the closing of the financial year. The Group may not transfer/hand over to other parties, partially or entirely of the rights and obligations arising in connection with this loan agreement.

e. Lembaga Pengelola Dana Bergulir Koperasi, Usaha, Mikro, Kecil, dan Menengah (LPDB-KUMKM)
According to Credit Agreement No.26 dated September 13,2019, the Bank received borrowing facilities from LPDB-KUMKM represents revolving funds financing facility in the form of a maximum of Rp200,000 to be distributed to Small and Medium Enterprises (SMEs) which scattered in the work area of the Bank and has been determined in accordance with the definitive list. The interest rate given from LPDB h for Bank is 5% and from Bank for micro, small, and medium business is a maximum 7% for annum.

The distributing patterns of financing provided is executing a pattern with a period of 60 (sixty) months or 5 (five) years from the disbursement.

The Bank must submit a list of healthy receivables owned by the Bank which is a fiduciary guarantee every 6 months at least 100% of the outstanding loan.

The Bank pledged its loan as collateral to LPDB-KUMKM with a minimum value of 100% of the outstanding loan which is a fiduciary guarantee. As of December 31,2024 and 2023 the Bank has outstanding loan of Rp191,251 and Rp38,250. If during the loan period there is a decrease in the quality of the collateralized loan, the Bank is obliged to replace it with new, performing loans.

24. PINJAMAN YANG DITERIMA (lanjutan)

f. Pemerintah Provinsi Jawa Timur
Berdasarkan perjanjian awal dengan Pemerintah Provinsi Jawa Timur No.518/2110.1/021/2016 dengan plafon sebesar Rp400.000. Bank bekerja sama dengan jangka waktu dua tahun. Pada tahun 2016, telah dilakukan adendum I terhadap kerja sama ini dengan nomor kerja sama yaitu No.518/10506.1/2016 yang menyatakan perpanjangan kerja sama hingga Desember 2018. Lalu pada tahun 2017 dilakukan adendum II atas kerjasama tersebut dengan nomor kerja sama yaitu No.518/8104-1/021.3/2017 yang menyatakan perpanjangan kerja sama hingga Juli 2019.

Kerja sama ini ditujukan untuk kerjasama guna penyaluran dana bergulir sebagai tambahan modal kerja bagi usaha kecil, menengah, dan koperasi dengan tujuan mensukseskan Program Pemerintah Provinsi Jawa Timur dalam rangka meningkatkan kegiatan Usaha Ekonomi Produktif Usaha Kecil Menengah dan Korporasi.

Berdasarkan perjanjian yang telah disepakati, Bank telah melunasi utangnya kepada Pemerintah Provinsi Jawa Timur. Hal ini merujuk pada nota bank No.058/180/KMP/KRP/GRK/SRT dengan jumlah pelunasan Rp331.006. Pelunasan ini dilakukan pada tanggal 25 Juli 2019.

24. BORROWINGS (continued)

f. Government of East Java Province
Based on the initial agreement with the East Java Provincial Government No.518/2110.1/021/2016 with a ceiling of Rp400,000. The Bank cooperates with a period of two years. In 2016, an addendum I to this cooperation was carried out with the cooperation number No.518/10501.1/021/2016 stating the extension of cooperation until December 2018. Then, in 2017, addendum II to the cooperation was carried out wit the cooperation number No.518/8104.1/021.3/2017 stating the extension of cooperation until July 2019.

This cooperation is intended for cooperation to distribute revolving funds as additional working capital for small, medium, and cooperative businesses with the aim of succeeding the East Java Provincial Government Program in order to increase Productive Economic Business activities of Small and Medium Enterprises and Corporations.

Based on the agreement, the Bank has repaid its debt to the East Java Provincial Government. This refers to Bank Note No.058/180/KMP/KRP/GRK/SRT with a repatment amount of Rp331,006. This repayment was made on July 25, 2019.

25. PERPAJAKAN / *25. TAXATION*

a. Piutang pajak / *a. Tax receivables*

	2024	2023	
Bank			*Bank*
Pajak penghasilan pasal 21	24.896	-	*Income tax - article 21*
Pajak penghasilan pasal 28	42.378	-	*Income tax - article 28*
Lain-lain	-	777	*Others*
Entitas Anak	-	-	*Subsidiary*
Total	**67.274**	**777**	***Total***

b. Utang pajak / *b. Taxes payable*

	2024	2023	
Utang pajak kini			*Current taxes payable*
Bank	-	20.951	*Bank*
Entitas Anak	13.125	-	*Subsidiary*
Sub jumlah utang pajak kini	13.125	20.951	*Sub total current taxes payable*
Utang pajak lainnya			*Other taxes payable*
Bank			*Bank*
Pajak penghasilan pasal 25	48.482	59.450	*Income tax - article 25*
Pajak penghasilan pasal 21	1.649	48.108	*Income tax - article 21*
Pajak penghasilan pasal 23	698	875	*Income tax - article 23*
Pajak penghasilan pasal 4 ayat (2)	14.209	13.446	*Income tax articles 4 verse (2)*
Lain-lain	447	415	*Others*
	65.485	122.294	
Entitas Anak			*Subsidiary*
Pajak penghasilan pasal 25	4.227	-	*Income tax - article 25*
Pajak penghasilan pasal 21	663	-	*Income tax - article 21*
Pajak penghasilan pasal 23	198	-	*Income tax - article 23*
Pajak penghasilan pasal 4 ayat (2)	1.618	-	*Income tax articles 4 verse (2)*
	6.706	-	
Sub jumlah utang pajak lainnya	72.191	122.294	*Sub total other taxes payable*
Jumlah	**85.316**	**143.245**	***Total***

25. PERPAJAKAN (lanjutan) / *25. TAXATION (continued)*

c. Beban pajak penghasilan badan / *c. Corporate income tax expense*

	2024	2023	
Beban pajak kini			*Current taxes expenses*
Bank	274.748	399.474	*Bank*
Entitas Anak	24.054	-	*Subsidiary*
	298.802	399.474	
Beban pajak tangguhan			*Deferred taxes expenses*
Bank	95.461	23.164	*Bank*
Entitas Anak	(7.364)	-	*Subsidiary*
	88.097	23.164	
Jumlah	**386.899**	**422.638**	***Total***

Seperti yang dijelaskan pada Catatan 2ab, pajak penghasilan untuk Bank dan Entitas Anak dihitung untuk setiap perusahaan sebagai suatu badan hukum yang terpisah.

As explained in Note 2ab, income tax for Bank and its Subsidiary are calculated for each company as a separate legal entity.

d. Rekonsiliasi antara laba sebelum beban pajak yang disajikan dalam laporan laba rugi dan penghasilan komprehensif lain konsolidasian dengan taksiran laba kena pajak adalah sebagai berikut:

d. The reconciliation between income before tax expense as shown in the consolidated statements of profit or loss and other comprehensive income and estimated taxable income is as follows:

	2024	2023	
Laba konsolidasian sebelum beban pajak dan kepentingan non-pengendali	1.682.717	1.884.441	*Consolidated income before tax expense and non-controlling interest*
Dikurangi: Laba sebelum beban pajak Entitas Anak - setelah eliminasi	31.392	-	*Less: Income before tax expense of Subsidiry - after elimination*
Laba konsolidasian sebelum beban pajak dan kepentingan non-pengendali - Bank saja	1.651.325	1.884.441	*Consolidated income before tax expense and non-controlling interest - Bank only*
Ditambah (dikurangi) perbedaan tetap:			*Add (deduct) permanent differences:*
Pajak	31.061	857	*Taxes*
Tanggung jawab sosial dan lingkungan, sumbangan, promosi, rapat dan jamuan tamu dan lainnya	58.627	54.818	*Social and environment responsibility, donation, promotion, meetings and entertainment and others*
Penyisihan kerugian penurunan nilai non kredit	22.054	61.282	*Non loan provision for impairment losses*
Hapus buku	7.798	-	*Write off*
Lain-lain	60.550	120.376	*Others*
	180.090	237.333	
Ditambah (dikurangi) perbedaan temporer:			*Add (deduct) temporary differences:*
Penyisihan kerugian penurunan nilai	(329.001)	36.741	*Provision for impairment losses*
Cadangan jasa produksi	320.278	367.526	*Provision for employee bonuses*
Cadangan imbalan kerja	(10.438)	(8.342)	*Provision for employee benefit*
Cadangan lainnya	16.578	(29.595)	*Other provision*
Aset hak guna	(15.263)	99	*Right of use assets*
Pembayaran jasa produksi	(367.526)	(385.706)	*Payment for employee bonuses*
	(385.372)	(19.277)	
Taksiran laba kena pajak	1.446.043	2.102.497	*Estimated taxable income*
Taksiran beban pajak kini			*Estimated current taxes expenses*
Bank	274.748	399.474	*Bank*
Entitas Anak	24.054	-	*Subsidiary*
Jumlah	**298.802**	**399.474**	***Total***

25. PERPAJAKAN (lanjutan) / *25. TAXATION (continued)*

e. Perhitungan beban pajak adalah sebagai berikut: / *e. The computation of tax expense is as follows:*

	2024	2023	
Laba konsolidasian sebelum beban pajak	1.682.717	1.884.441	*Consolidated income before tax expense*
Pajak dihitung dengan tarif pajak yang berlaku	313.752	358.044	*Tax calculated at applicable tax rates*
Dampak pajak penghasilan pada Bank:			*Income taxes effect of Bank:*
Beban yang tidak dapat dikurangkan untuk tujuan perpajakan	34.217	45.093	*Expenses not deductible for tax purposes*
Lain-lain	22.240	19.501	*Others*
	56.457	64.594	
Entitas Anak	16.690	-	*Subsidiary*
Total dampak pajak penghasilan	73.147	64.594	*Total tax effect*
Beban pajak penghasilan	**386.899**	**422.638**	***Income tax expenses***

f. Perhitungan utang pajak penghasilan badan adalah sebagai berikut: / *f. The analysis of corporate income tax payable is as follows:*

	2024	2023	
Bank			*Bank*
Beban pajak tahun berjalan	274.748	399.474	*Current year tax expense*
Dikurangi:			*Less:*
Pajak penghasilan - pasal 25	317.126	378.523	*Income tax - article 25*
Lebih (kurang) bayar pajak penghasilan badan (Catatan 25a dan 25b)	**42.378**	**(20.951)**	***Over (under) payment of corporate income tax (Note 25a and 25b)***
Entitas Anak			*Subsidiary*
Beban pajak tahun berjalan	78.554	-	*Current year tax expense*
Dikurangi:			*Less:*
Pajak penghasilan - pasal 25	65.387	-	*Income tax - article 25*
Pajak penghasilan - pasal 23	42	-	*Income tax - article 23*
Kurang bayar pajak penghasilan badan (Catatan 25b)	**(13.125)**	**-**	***Under payment of corporate income tax (Note 25b)***

g. Aset pajak tangguhan / *g. Deferred tax assets*

	2024					
	31 Desember/ *December 31,* 2023	**Dikreditkan ke penghasilan komprehensif lain/ *Credited to other comprehensive income***	**Dikreditkan ke laporan laba rugi/ *Credited to statement of profit or loss***	**Penyesuaian saldo awal dan dampak akuisisi/ *Beginning balance adjustment and acquisition impact***	**31 Desember/ *December 31,* 2024**	
Bank						***Bank***
Cadangan jasa produksi	69.830	-	(8.977)	-	60.853	*Provision for employee bonuses*
Penyisihan kerugian aset produktif	328.215	-	(84.751)	4.913	248.377	*Provision for losses on earning assets*
Rugi yang belum direalisasi atas aset keuangan yang diukur pada nilai wajar melalui penghasilan komprehensif lain	15.002	20.206	-	-	35.208	*Unrealized loss on financial assets measured at fair value through other comprehensive income*
Cadangan lainnya	7.758	-	3.149	-	10.907	*Others provision*
Aset hak guna	(995)	-	(2.900)	-	(3.895)	*Right of use assets*
Cadangan imbalan kerja	52.313	3.847	(1.982)	-	54.178	*Provision for employee benefit*
Aset pajak tangguhan - Bank saja	**472.123**	**24.053**	**(95.461)**	**4.913**	**405.628**	***Deferred tax assets - Bank only***
Entitas Anak						***Subsidiary***
Aset pajak tangguhan	-	(219)	7.364	25.618	32.763	*Deferred tax assets*
Aset pajak tangguhan konsolidasian	**472.123**	**23.834**	**(88.097)**	**30.531**	**438.391**	***Consolidated deferred tax assets***

25. PERPAJAKAN (lanjutan)

25. TAXATION (continued)

g. Aset pajak tangguhan (lanjutan)

g. Deferred tax assets (continued)

	2023					
	31 Desember/ *December 31,* 2022	**Dikreditkan ke penghasilan komprehensif lain/ *Credited to other comprehensive income***	**Dikreditkan ke laporan laba rugi/ *Credited to statement of profit or loss***	**Penyesuaian saldo awal/ *Beginning balance adjustment***	**31 Desember/ *December 31,* 2023**	
Cadangan jasa produksi	73.284	-	(3.454)	-	69.830	*Provision for employee bonuses*
Penyisihan kerugian aset produktif	340.736	-	6.981	(19.502)	328.215	*Provision for losses on earning assets*
Rugi yang belum direalisasi atas aset keuangan yang diukur pada nilai wajar melalui penghasilan komprehensif lain	26.986	(11.984)	-	-	15.002	*Unrealized loss on financial assets measured at fair value through other comprehensive income*
Cadangan lainnya	13.381	-	(5.623)	-	7.758	*Others provision*
Aset hak guna	(1.014)	-	19	-	(995)	*Right of use assets*
Cadangan imbalan kerja	48.865	5.033	(1.585)	-	52.313	*Provision for employee benefit*
Aset pajak tangguhan	**502.238**	**(6.951)**	**(3.662)**	**(19.502)**	**472.123**	***Deferred tax assets***

Sesuai dengan ketentuan peralihan dalam Peraturan Menteri Keuangan Republik Indonesia Nomor 74 Tahun 2024, Bank telah melaksanakan perhitungan nilai tercatat cadangan piutang tak tertagih untuk awal tahun fiskal 2024 dan selisih sebesar Rp352.455 diakui sebagai beban seluruhnya untuk tahun fiskal 2024. Terkait dengan hal tersebut, aset pajak tangguhan yang diakui Bank pada tahun fiskal 2024 sebesar Rp66.967.

Based on the transitional provisions in the Regulation of the Minister of Finance of the Republic of Indonesia Number 74 of 2024, Bank has calculated the carrying value of the allowance for doubtful accounts for the beginning of the fiscal year 2024, and the difference of Rp352,455 recognised as an expenses in full for the fiscal year 2024. In relation to the above, deferred tax assets recognised by the Bank in the fiscal year 2024 amounted to Rp66,967.

h. Perubahan tarif pajak

h. Changes in tax rate

Berdasarkan pasal 17 ayat 2 Undang-undang No.7 tahun 1983 mengenai "Pajak Penghasilan" yang telah diubah untuk keempat kalinya dengan Undang-undang No.36 tahun 2008, tarif Pajak Penghasilan Badan sebesar 25%. Namun demikian berdasarkan Undang-undang No.36 tahun 2008 tanggal 23 September 2008, Peraturan Pemerintah No.81 tahun 2007 tanggal 28 Desember 2007 tentang "Penurunan Tarif Pajak Penghasilan Bagi Wajib Pajak Badan Dalam Negeri yang Berbentuk Perseroan Terbuka" dan Peraturan Menteri Keuangan No.238/PMK.03/2008 tanggal 30 Desember 2008 tentang "Tata Cara Pelaksanaan dan Pengawasan Pemberian Penurunan Tarif Bagi Wajib Pajak Badan Dalam Negeri yang Berbentuk Perseroan Terbuka".

Under article 17, paragraph 2 of Law No.7 year 1983 regarding "Income Tax" which has been amended for the fourth time with the Law No.36 year 2008, the corporate income tax rate is 25%. However, based on Law No.36 year 2008 dated September 23, 2008, Government Regulation No.81 year 2007 dated December 28, 2007 regarding "Reduction on Income Tax Rate for Domestic Listed Companies" and the Ministry of Finance Regulation No.238/PMK.03/2008 dated December 30, 2008 regarding "Implementation and Monitoring Procedures for Granting Reduction Rates for Domestic Listed Companies".

Pada akhir tahun 2013, Peraturan Pemerintah No.81 Tahun 2007 tanggal 28 Desember 2007 telah diubah dengan Peraturan Pemerintah (PP) No.77 Tahun 2013 tanggal 21 November 2013 yang kemudian diubah dengan Peraturan Pemerintah (PP) No.56 Tahun 2015 tanggal 3 Agustus 2015 tentang "Penurunan Tarif Pajak Penghasilan Bagi Wajib Pajak Badan Dalam Negeri yang Berbentuk Perseroan Terbuka", yang mengatur bahwa wajib pajak dalam negeri yang berbentuk perseroan terbuka dapat memperoleh penurunan tarif pajak penghasilan sebesar 5% (lima persen) lebih rendah dari tarif pajak penghasilan wajib pajak badan dalam negeri bila memenuhi persyaratan sebagai berikut:

At end of 2013, Government Regulation No.81 Year 2007 dated December 28, 2007 was amended by Government Regulation (PP) No.77 Year 2013 dated November 21, 2013 which was amended with Government Regulation (PP) No.56 Year 2015 dated August 3, 2015 regarding "Reduction on Income Tax Rate for Domestic Listed Companies", which regulates that domestic listed companies can obtain reduction on income tax rate at 5% (five percent) lower than income tax rate of domestic companies tax payers if the following criterias are met:

25. PERPAJAKAN (lanjutan)

h. Perubahan tarif pajak (lanjutan)

(a) paling sedikit 40% (empat puluh persen) dari jumlah keseluruhan saham yang disetor dicatat untuk diperdagangkan di Bursa Efek Indonesia, (b) saham tersebut harus dimiliki oleh paling sedikit 300 pihak, (c) masing-masing pihak tersebut hanya boleh memiliki saham kurang dari 5% (lima persen) dari keseluruhan saham ditempatkan dan disetor penuh, dan (d) ketentuan sebagaimana dimaksud di atas harus dipenuhi dalam waktu paling singkat 183 (seratus delapan puluh tiga) hari kalender dalam jangka waktu 1 (satu) tahun pajak. Ketentuan mengenai tata cara pelaksanaan dan pengawasan pemberian penurunan tarif pajak penghasilan di atas akan diatur dengan Peraturan Pemerintah (PP).

Pada 18 Mei 2020, Presiden Republik Indonesia mengeluaran Undang-udang Nomor 2 Tahun 2020 tentang Penetapan Peraturan Pemerintah Pengganti Undang-Undang Nomor 1 Tahun 2020 tentang Kebijakan Keuangan Negara dan Stabilitas Sistem Keuangan untuk Penanganan Pandemi Corona Virus Disease 2019 (Covid-19) dan/atau Dalam Rangka Menghadapi Ancaman yang Membahayakan Perekonomian Nasional dan/atau Stabilitas Sistem Keuangan Menjadi Undang-Undang pasal 5 menyebutkan bahwa adanya penyesuaian tarif Pajak Penghasilan Wajib Pajak Badan dalam negeri dan bentuk usaha tetap menjadi (a) sebesar 22% (dua puluh dua persen) yang berlaku pada Tahun Pajak 2020 dan Tahun Pajak 2021. Kemudian berubah menjadi (b) sebessar 20% (dua puluh persen) yang mulai berlaku pada Tahun Pajak 2022. Pada pasal 5 ayat 2 bagi Wajib Pajak dalam negeri berbentuk Perseroan Terbuka dengan jumlah keseluruhan saham yang disetor diperdagangkan pada bursa efek di Indonesia paling sedikit 40% (empat puluh persen), dan memenuhi persyaratan tertentu dapat memperoleh tarif 3% (tiga persen) lebih rendah dari tarif yang dimaksud pada huruf (a) dan (b).

Pada tanggal 29 Oktober 2021, Presiden Republik Indonesia mengeluarkan Undang- Undang Nomor 7 Tahun 2021 tentang Harmonisasi Peraturan Perpajakan dengan tarif Wajib Pajak badan dalam negeri dan bentuk usaha tetap sebesar 22% yang mulai berlaku pada tahun pajak 2022. Wajib Pajak badan dalam negeri berbentuk (a) perseroan terbuka, (b) jumlah keseluruhan saham yang disetor diperdagangkan pada bursa efek di Indonesia paling sedikit 40% dan (c) memenuhi persyaratan tertentu dapah memperoleh tarif sebesar 3% lebih rendah dari tarif yang sebagaimana dimaksud. Terkait hal tersebut, diatur oleh Peraturan Pemerintah (PP) Nomor 55 Tahun 2022 tentang Penyesuaian Pengaturan di Bidang Pajak Penghasilan yang menyebutkan bahwa tarif pajak penghasilan dalam negeri dan bentuk usaha tetap adalah sebesar (a) 22% yang berlaku pada Tahun Pajak 2020 dan 2021 dan(b) 22% yang mulai berlaku pada Tahun pajak 2022 (sesuai dengan ketentuan Undang-undang nomor 7 Tahun 2021 tentang Harmonisasi Peraturan Perpajakan).

Wajib pajak badan dalam negeri adalah berbentuk (a) perseroan terbuka, (b) dengan jumlah keseluruhan saham yang disetor diperdagangkan pada bursa efek di Indonesia paling rendah 40% dan (c) memenuhi persyaratan tertentu dapat memperoleh tarif sebesar 3% lebih rendah dari tarif yang sebagaimana dimaksud diatas. Persyaratan tertentu yang dimaksud adalah (a) saham harus dimiliki oleh paling sedikit 300 pihak, (b) masing-masing pihak hanya boleh memiliki saham kurang dari 5% dari keseluruhan saham yang ditempatkan dan disetor penuh, (c) ketentuan sebagaimana dimaksud diatas harus dipenuhi dalam jangka waktu paling singkat 183 hari kalender dalam jangka waktu 1 tahun pajak.

25. TAXATION (continued)

h. Changes in tax rate (continued)

(a) at least 40% (fourty percent) of the total issued shares are traded in Indonesia Stock Exchange, (b) the shares are owned by at least 300 parties, (c) each party can only own lower than 5% (five percent) of the total issued and fully paid shares, and (d) the above requirements must be fulfilled at the minimum of 183 (one hundred eighty three) calendar days in a period of 1 (one) fiscal year. Regulation on application and supervision of the reduction on income tax rate will be provided in the Government Regulation.

On May 18, 2020, the President of the Republic of Indonesia issued Law Number 2 of 2020 concerning the Stipulation of Government Regulation in Lieu of Law Number 1 of 2020 concerning State Financial Policy and Financial System Stability for Handling the Corona Virus Disease 2019 (Covid-19) Pandemic and/ or In the Context of Facing Threats that Endanger the National Economy and/or Financial System Stability to Become Law. Article 5 states that there is an adjustment in the income tax rate for domestic corporate taxpayers and permanent establishments to become (a) 22% (twenty two percent) which applies in the 2020 Fiscal Year and 2021 Fiscal Year. Then it changes to (b) 20 % (twenty percent) which will take effect in the 2022 Fiscal Year. In article 5 paragraph 2 for domestic Taxpayers in the form of Public Companies with the total number of paid-up shares traded on the stock exchange in Indonesia at least 40% (forty percent), and fulfilling certain requirements may obtain a tariff of 3% (three percent) lower than the rate referred to in letters (a) and (b).

On October 29, 2021, the President of the Republic of Indonesia issued Law Number 7 of 2021 concerning Harmonization of Tax Regulations with a tax rate for domestic entities and permanent establishments of 22% which will take effect in the 2022 fiscal year. Domestic corporate taxpayers are in the form of (a) a public company, (b) the total number of paid-up shares is traded on the stock exchange in Indonesia at least 40% and (c) fulfilling certain requirements can obtain a rate of 3% lower than the rate referred to. In this regard, it is regulated by Government Regulation (PP) Number 55 of 2022 concerning Adjustment of Arrangements in the Income Tax Sector which states that the domestic income tax rate and permanent establishment is (a) 22% which applies in the 2020 and 2021 Fiscal Years and (b) 22% which will take effect in the 2022 tax year (in accordance with the provisions of Law number 7 of 2021 concerning Harmonization of Tax Regulations).

Domestic corporate taxpayers are in the form of (a) a public company, (b) with the total number of paid-up shares traded on the stock exchange in Indonesia at a minimum of 40% and (c) fulfilling certain requirements can obtain a rate of 3% lower than the rate stipulated as referred to above. The specific requirements referred to are (a) shares must be owned by at least 300 parties, (b) each party can only own shares of less than 5% of the total issued and fully paid shares, (c) the above requirements must be fulfilled at the minimum of 183 (one hundred eighty three) calendar days in a period of 1 (one) fiscal year.

25. PERPAJAKAN (lanjutan) / *TAXATION (continued)*

h. Perubahan tarif pajak (lanjutan) / *Changes in tax rate (continued)*

Berdasarkan surat keterangan No.DE/I/2025-0196 tanggal 6 Januari 2025 tentang laporan bulanan kepemilikan saham berupa Lampiran POJK No.10/POJK.04/2020 dari Biro Administrasi Efek, Datindo Entrycom atas kepemilikan saham Bank selama tahun 2024, semua kriteria di atas untuk memperoleh fasilitas penurunan tarif pajak tersebut atas laporan keuangan untuk tahun yang berakhir pada tanggal 31 Desember 2024 telah dipenuhi.

Based on Letter No.DE/I/2025-0196 dated January 6, 2025 regarding the monthly report of shares ownerships, form of Attachment to POJK No.10/POJK.04/2020 from the Securities Administration Agency (Biro Administrasi Efek), Datindo Entrycom on the ownership of Bank's shares during 2024, all of the above mentioned required criteria to obtain the tax rate reduction on financial statements for the year ended December 31, 2024 were fulfilled by Bank.

Manajemen akan terus melakukan pemantauan terkait pemenuhan persyaratan penurunan tarif sebagaimana disebutkan di atas. Manajemen berkeyakinan bahwa Bank telah memenuhi semua persyaratan untuk memperoleh fasilitas penurunan tarif pajak penghasilan.

Management will continue to monitor related to meeting the tariff reduction requirements as mentioned above. Management believes that the Bank has fulfill all the requirements to obtain the reduction on income tax rate facility.

Sehubungan dengan hal tersebut, pajak penghasilan badan untuk posisi 31 Desember 2024 telah dihitung menggunakan tarif pajak 19%.

In relation with the matter above, corporate income tax for the position of December 31, 2024 has been calculated using a tax rate of 19%.

26. BEBAN YANG MASIH HARUS DIBAYAR / *ACCRUED EXPENSES*

	2024	2023	
Cadangan jasa produksi	342.296	367.526	*Employee bonuses*
Bunga	100.304	137.222	*Interest*
Jumlah	**442.600**	**504.748**	***Total***

27. LIABILITAS LAIN-LAIN / *OTHER LIABILITIES*

	2024	2023	
Rupiah			***Rupiah***
Cadangan imbalan kerja (Catatan 44)	361.955	275.329	*Provision of employee benefit (Note 44)*
Setoran jaminan	96.488	116.650	*Security deposits*
Liabilitas sewa	32.160	29.538	*Lease liabilities*
Pokok kredit penerusan yang diterima	7.336	8.303	*Principal - channeling loans received*
Bunga kredit penerusan yang diterima	3.589	3.582	*Interest - channeling loans received*
Estimasi kerugian komitmen dan kontinjensi	1.221	3.450	*Estimated losses on commitments and contingencies*
Provisi dan administrasi kredit	12	15	*Provision and credit administration*
Lainnya	35.756	4.657	*Others*
	538.517	**441.524**	
Mata uang asing			***Foreign currencies***
Lainnya	270.739	337.790	*Other*
	270.739	**337.790**	
Jumlah	**809.256**	**779.314**	***Total***

Estimasi kerugian komitmen dan kontinjensi adalah sebagai berikut: / *Estimated losses on commitments and contingencies are as follows:*

	2024				
	Tahap 1/ *Stage 1*	Tahap 2/ *Stage 2*	Tahap 3/ *Stage 3*	Jumlah/ *Total*	
Saldo awal tahun	3.450	-	-	3.450	*Balance at beginning of year*
Pemulihan tahun berjalan	(2.229)	-	-	(2.229)	*Recovery during the year*
Saldo akhir tahun	**1.221**	**-**	**-**	**1.221**	***Balance at end of year***

	2023				
	Tahap 1/ *Stage 1*	Tahap 2/ *Stage 2*	Tahap 3/ *Stage 3*	Jumlah/ *Total*	
Saldo awal tahun	3.020	-	-	3.020	*Balance at beginning of year*
Penyisihan tahun berjalan	430	-	-	430	*Provision during the year*
Saldo akhir tahun	**3.450**	**-**	**-**	**3.450**	***Balance at end of year***

28. DANA SYIRKAH TEMPORER / *TEMPORARY SYIRKAH FUNDS*

a. Berdasarkan segmen, jenis dan hubungan / *By segment, type and relationsip*

	2024	2023	
Bukan Bank			***Non-Bank***
Pihak berelasi			*Related parties*
Giro *mudharabah*	1.176.763	-	*Mudharabah current accounts*
Tabungan *mudharabah*	11.117	1.485	*Mudharabah savings*
Deposito *mudharabah*	5.411	2.279	*Mudharabah deposits*
Pihak ketiga			*Third parties*
Giro *mudharabah*	443.967	1.786	*Mudharabah current accounts*
Tabungan *mudharabah*	4.616.467	716.986	*Mudharabah savings*
Deposito *mudharabah*	8.705.048	1.624.519	*Mudharabah deposits*
Sub-jumlah	**14.958.773**	**2.347.055**	***Sub-total***
Bank			***Bank***
Pihak ketiga			*Third parties*
Giro *mudharabah*	5.766	-	*Mudharabah current accounts*
Tabungan *mudharabah*	111.275	15.722	*Mudharabah savings*
Deposito *mudharabah*	13.500	3.700	*Mudharabah deposits*
Sub-jumlah	**130.541**	**19.422**	***Sub-total***
Jumlah	**15.089.314**	**2.366.477**	***Total***

b. Nisbah dan tingkat bagi hasil / *Ratio and profit sharing rate*

	2024		2023		
	Nisbah/ *Ratio*	**Tingkat bagi hasil/ *Profit sharing rate***	**Nisbah/ *Ratio***	**Tingkat bagi hasil/ *Profit sharing rate***	
1 bulan	30,50%	2,81%	36,00%	3,66%	*1 month*
3 bulan	36,50%	3,33%	38,00%	3,86%	*3 months*
6 bulan	40,50%	3,69%	41,00%	4,16%	*6 months*
12 bulan	41,25%	3,77%	42,50%	4,32%	*12 months*
24 bulan	17,50%	1,51%	-	-	*24 months*

c. Deposito *mudharabah* berdasarkan jangka waktu kontrak / *Mudharabah deposits by contractual period*

	2024	2023	
Bukan bank			***Non-bank***
< 1 bulan	2.216.940	-	*< 1 month*
1 - < 3 bulan	739.737	1.433.382	*1 - < 3 months*
3 - < 6 bulan	2.135.303	55.712	*3 - < 6 months*
6 - < 12 bulan	3.467.454	137.704	*6 - < 12 months*
> 12 bulan	151.025	-	*> 12 months*
Jumlah	**8.710.459**	**1.626.798**	***Total***
Bank			***Bank***
< 1 bulan	2.800	-	*< 1 month*
1 - < 3 bulan	4.500	3.700	*1 - < 3 months*
3 - < 6 bulan	1.700	-	*3 - < 6 months*
6 - < 12 bulan	2.000	-	*6 - < 12 months*
> 12 bulan	2.500	-	*> 12 months*
Jumlah	**13.500**	**3.700**	***Total***

28. DANA SYIRKAH TEMPORER (lanjutan)

d. Deposito *mudharabah* berdasarkan sisa jangka waktu

28. TEMPORARY SYIRKAH FUNDS (continued)

d. Mudharabah deposits by maturity

	2024	2023	
Bukan bank			***Non bank***
< 1 bulan	2.300.892	1.453.147	*< 1 month*
1 - < 3 bulan	1.707.645	60.815	*1 - < 3 months*
3 - < 6 bulan	1.923.277	28.070	*3 - < 6 months*
6 - < 12 bulan	2.764.620	84.766	*6 - < 12 months*
> 12 bulan	14.024	-	*> 12 months*
Jumlah	**8.710.459**	**1.626.798**	***Total***
Bank			***Bank***
< 1 bulan	4.300	2.500	*< 1 month*
1 - < 3 bulan	4.700	1.200	*1 - < 3 months*
3 - < 6 bulan	4.500	-	*3 - < 6 months*
Jumlah	**13.500**	**3.700**	***Total***

29 KEPENTINGAN NON-PENGENDALI ATAS ASET BERSIH ENTITAS ANAK YANG DIKONSOLIDASI

29 NON-CONTROLLING INTERESTS IN NET ASSETS OF CONSOLIDATED SUBSIDIARY

Akun ini merupakan kepentingan non-pengendali atas aset bersih Entitas Anak yang dikonsolidasi sebagai berikut:

This account non-controlling interest in net assets of consolidated Subsidiary are as follows:

	2024	
PT Bank Pembangunan Daerah Nusa Tenggara Barat Syariah ("NTBS")	2.087.447	*PT Bank Pembangunan Daerah Nusa Tenggara Barat Syariah ("NTBS")*

Pada tanggal 31 Desember 2024 kepemilikan kepentingan non-pengendali atas NTBS adalah sebesar 95,91%.

As of December 31, 2024, the ownership of non-controlling interests in NTBS is 95.91%.

Ringkasan informasi keuangan NTBS disajikan berdasarkan nilai sebelum eliminasi antar perusahaan.

The summarized financial information of NTBS is presented based on the value before intercompany elimination.

Ringkasan laporan posisi keuangan:

Summary of statement of financial position:

	2024	
Total aset	16.119.568	*Total assets*
Total liabilitas	1.687.647	*Total liabilities*
Total dana syirkah temporer	12.393.879	*Total syirkah funds*
Total ekuitas	2.038.042	*Total equity*
Ekuitas yang diatribusikan kepada kepentingan non-pengendali	2.087.447	*Attributable equity to non-controlling interest*

Ringkasan laporan laba rugi dan penghasilan komprehensif lain:

Summary of statement of profit or loss and other comprehensive income:

	2024	
Laba operasional	288.016	*Income from operation*
Laba sebelum beban pajak	294.418	*Income before tax expense*
Beban pajak - neto	(78.549)	*Tax expense - net*
Laba tahun berjalan	215.869	*Net income for the year*
Penghasilan komprehensif lain tahun berjalan setelah pajak penghasilan	122.080	*Other comprehensive income for the year net of income tax*
Jumlah penghasilan komprehensif tahun berjalan	**337.949**	***Total comprehensive income for the year***

Ringkasan laporan arus kas:

Summary of statement of cash flows:

	2024	
Aktivitas operasi	408.880	*Operating activities*
Aktivitas investasi	(214.537)	*Investing activities*
Aktivitas pendanaan	(58.503)	*Financing activities*
Kenaikan neto kas dan setara kas	135.840	*Net increase in cash and cash equivalens*

30. MODAL SAHAM / *SHARE CAPITAL*

Pemegang saham Bank, jumlah saham yang ditempatkan dan disetor, dan saldo yang terkait pada tanggal 31 Desember 2024 dan 2023, adalah sebagai berikut:

The Bank's shareholders, the number of authorized, issued and paid-up shares and the related balances as of December 31, 2024 and 2023 were as follows:

a. Modal dasar / *Authorized capital*

Modal dasar Bank pada tanggal 31 Desember 2024 dan 2023 adalah sebagai berikut:

The Bank's authorized capital as of December 31, 2024 and 2023 were as follows:

	Jumlah *Number of shares*	Rupiah/ *Rupiah*	
Saham Seri A	24.000.000.000	6.000.000	*Series A Shares*
Saham Seri B	12.000.000.000	3.000.000	*Series B Shares*
Jumlah	**36.000.000.000**	**9.000.000**	***Total***

Saham Seri A dan Seri B, masing-masing dengan nilai nominal Rp250 per saham (Rupiah penuh).

Series A and B shares with par value of Rp250 per share (full Rupiah).

- Modal dasar Bank semula adalah sebesar Rp2.500.000 yang terbagi atas Rp2.250.000 saham seri A dan Rp250.000 saham seri B dengan nominal per lembar saham Rp1 berdasarkan akta No.56 tanggal 17 April 2008 dan disahkan oleh Notaris Untung Darnosoewirjo, S.H. Modal dasar ditingkatkan menjadi Rp9.000.000 yang terbagi atas Rp6.000.000 saham seri A dan Rp3.000.000 saham seri B dengan nilai nominal per lembar saham Rp250 (Rupiah penuh). Terkait dengan peningkatan modal dasar tersebut, Bank telah memperoleh persetujuan perubahan Anggaran Dasar dari Menteri Hukum dan Hak Asasi Manusia Republik Indonesia No.AHU-22728.AH.01.02.Tahun 2012 pada tanggal 30 April 2012.

- *The previous authorized capital of the Bank was Rp2,500,000 which consisted of Rp2,250,000 series A shares and Rp250,000 series B shares with par value of Rp1 based on deed No.56 dated April 17, 2008, and was legalized by Notary of Untung Darnosoewirjo, S.H. The authorized capital was increased to be Rp9,000,000 which consisted of Rp6,000,000 series A shares and Rp3,000,000 series B shares with par value of Rp250 (full Rupiah). In relation to the increase in authorised capital, the Bank has obtained approval to amend The Bank's Articles of Association from the Ministry of Law and Human Rights of the Republic of Indonesia No.AHU-22728.AH.01.02.Tahun 2012 dated April 30, 2012.*

- Berdasarkan Berita Acara Rapat Pemegang Saham Luar Biasa No.19 tanggal 19 Maret 2012, sebagaimana dituangkan dalam Akta Notaris No.19 tanggal 19 Maret 2012, yang dibuat dihadapan Notaris Wachid Hasyim, S.H., para pemegang saham menyetujui untuk mengkonversi saldo laba yang telah ditentukan penggunaannya sebesar Rp1.310.000 ke modal ditempatkan dan disetor penuh setelah modal dasar Bank ditingkatkan menjadi Rp9.000.000, secara proporsionil berdasarkan jumlah saham yang dimiliki oleh masing-masing pemegang saham dengan nilai nominal Rp250 (Rupiah penuh) per lembar saham, sehingga sisa hasil konversi yang tidak habis dibagi Rp250 (Rupiah penuh) akan dikembalikan kepada masing-masing pemegang saham.

- *Based on minutes of Extraordinary Meeting Shareholders' No.19 dated March 19, 2012, as stated in Notarial Deed No.19 dated March 19, 2012 of Wachid Hasyim, S.H., the shareholders agreed to convert the appropriated retained earnings of Rp1,310,000 to issued and fully paid capital after the authorized capital of the Bank has been increased to be Rp9,000,000, proportionally based on the number of shares hold by each shareholders, at par value of Rp250 (full Rupiah) per share, and therefore the residual for which the amount is unable to be fully divided by Rp250 (full Rupiah) are to be returned to esach shareholders.*

- Pada tanggal 12 Juli 2012 saham Bank secara resmi telah tercatat di Bursa Efek Indonesia. Jumlah saham Bank yang tercatat di Bursa Efek Indonesia sebanyak 14.768.508.132 saham atau 99% dari jumlah saham Bank. Saham yang tercatat merupakan saham seri A sebanyak 11.784.971.132 dan saham seri B sebanyak 2.983.537.000 saham. Sementara 149.176.850 saham atau 1% sisanya tidak dicatatkan di Bursa Efek Indonesia untuk memenuhi Peraturan Pemerintah No.29 tahun 1999 tentang Pembelian Saham Bank Umum.

- *On July 12, 2012, the Bank shares have been officially listed on the Indonesia Stock Exchange. Total shares of the Bank listed on the Indonesia Stock Exchange were 14,768,508,132 shares or 99% of the total shares of the Bank. Listed shares are 11,784,971,132 series A shares and 2,983,537,000 Series B shares. While the 149,176,850 shares or 1% are not listed on the Indonesia Stock Exchange to fulfill the Government Regulation No.29 of 1999 concerning Purchase of Shares of Commercial Banks.*

b. Jumlah saham seri A yang ditempatkan dan disetor penuh pada tanggal 31 Desember 2024 dan 2023 sebagai berikut (Rupiah penuh):

b. Total issued and fully paid-up capital of series A shares as of December 31, 2024 and 2023, are as follows (full Rupiah):

Pemecahan nilai nominal dari Rp1.000.000 per saham menjadi Rp250 per saham	6.694.148.000	*Stock split from Rp1,000,000 per share to be Rp250 per share*
Konversi cadangan umum	5.239.999.982	*General reserve conversion*
Jumlah saham pada akhir tahun	**11.934.147.982**	***Shares at end of year***

c. Jumlah saham seri B yang ditempatkan dan disetor penuh pada tanggal 31 Desember 2024 dan 2023 adalah 3.081.350.100 lembar saham (Rupiah penuh).

c. Total issued and fully paid-up capital of series B shares as of December 31, 2024 and 2023 are 3,081,350,100 shares (full Rupiah).

30. MODAL SAHAM (lanjutan) / *30. SHARE CAPITAL (continued)*

d. Susunan pemegang saham / *d. Composition of shareholders*

Pemegang saham / *Shareholders*	2024 Jumlah lembar saham/ *Number of shares*	Persentase kepemilikan/ *Percentage of ownership*	Jumlah modal disetor/ *Total paid-in capital*
Seri A / ***Series A***			
Pemerintah Provinsi Jawa Timur / *Government of East Java Province*	7.676.913.648	51,13%	1.919.228
Pemerintah Kabupaten: / *Government of Regencies:*			
Kabupaten Sidoarjo / *Regency of Sidoarjo*	370.155.850	2,47%	92.539
Kabupaten Bojonegoro / *Regency of Bojonegoro*	300.288.632	2,00%	75.072
Kabupaten Banyuwangi / *Regency of Banyuwangi*	270.036.117	1,80%	67.509
Kabupaten Malang / *Regency of Malang*	253.635.445	1,69%	63.409
Kabupaten Gresik / *Regency of Gresik*	220.213.170	1,47%	55.053
Kabupaten Tuban / *Regency of Tuban*	217.418.404	1,45%	54.355
Kabupaten Ngawi / *Regency of Ngawi*	215.763.995	1,44%	53.941
Kabupaten Kediri / *Regency of Kediri*	144.925.510	0,97%	36.231
Kabupaten Sumenep / *Regency of Sumenep*	144.228.431	0,96%	36.057
Kabupaten Kraksaan / *Regency of Kraksaan*	125.931.454	0,84%	31.483
Kabupaten Jember / *Regency of Jember*	111.866.875	0,75%	27.967
Kabupaten Lamongan / *Regency of Lamongan*	101.318.315	0,67%	25.330
Kabupaten Sampang / *Regency of Sampang*	101.175.235	0,67%	25.294
Kabupaten Bondowoso / *Regency of Bondowoso*	87.207.357	0,58%	21.802
Kabupaten Trenggalek / *Regency of Trenggalek*	84.640.532	0,56%	21.160
Kabupaten Mojokerto / *Regency of Mojokerto*	78.373.801	0,52%	19.593
Kabupaten Nganjuk / *Regency of Nganjuk*	77.217.854	0,51%	19.304
Kabupaten Situbondo / *Regency of Situbondo*	76.374.593	0,51%	19.094
Kabupaten Tulungagung / *Regency of Tulungagung*	70.697.975	0,47%	17.674
Kabupaten Lumajang / *Regency of Lumajang*	67.206.045	0,45%	16.802
Kabupaten Pacitan / *Regency of Pacitan*	53.520.271	0,36%	13.380
Kabupaten Pasuruan / *Regency of Pasuruan*	44.610.500	0,30%	11.153
Kabupaten Pamekasan / *Regency of Pamekasan*	40.592.928	0,27%	10.148
Kabupaten Blitar / *Regency of Blitar*	39.496.395	0,26%	9.874
Kabupaten Bangkalan / *Regency of Bangkalan*	36.793.459	0,25%	9.198
Kabupaten Madiun / *Regency of Madiun*	32.660.478	0,22%	8.165
Kabupaten Jombang / *Regency of Jombang*	26.792.899	0,18%	6.698
Kabupaten Ponorogo / *Regency of Ponorogo*	23.555.596	0,16%	5.889
Kabupaten Magetan / *Regency of Magetan*	19.594.792	0,13%	4.899
Pemerintah Kota: / *Government of Municipalities:*			
Kota Surabaya / *Municipality of Surabaya*	319.243.457	2,13%	79.812
Kota Madiun / *Municipality of Madiun*	134.064.427	0,89%	33.516
Kota Malang / *Municipality of Malang*	108.635.999	0,72%	27.159
Kota Pasuruan / *Municipality of Pasuruan*	100.075.767	0,67%	25.019
Kota Mojokerto / *Municipality of Mojokerto*	72.091.751	0,48%	18.023
Kota Batu / *Municipality of Batu*	38.236.741	0,25%	9.559
Kota Probolinggo / *Municipality of Probolinggo*	17.397.927	0,12%	4.349
Kota Blitar / *Municipality of Blitar*	16.987.084	0,11%	4.247
Kota Kediri / *Municipality of Kediri*	14.208.273	0,09%	3.552
	11.934.147.982	**79,48%**	**2.983.537**
Seri B / ***Series B***			
Komisaris: / *Commisioner:*			
- Adhy Karyono / *Adhy Karyono -*	81.500	0,00%	20
Direksi: / *Directors:*			
- Busrul Iman / *Busrul Iman -*	3.651.300	0,02%	913
- R Arief Wicaksono / *R Arief Wicaksono -*	952.300	0,01%	238
- Arif Suhirman / *Arif Suhirman -*	819.700	0,01%	205
- Edi Masrianto / *Edi Masrianto -*	764.900	0,01%	191
- Umi Rodiyah / *Umi Rodiyah -*	508.500	0,00%	127
- Eko Susetyono / *Eko Susetyono -*	446.800	0,00%	112
- Zulhelfi Abidin / *Zulhelfi Abidin -*	347.800	0,00%	87
Masyarakat (kepemilikan masing-masing dibawah 5%) / *Public (ownership less than 5% each)*	3.073.777.300	20,47%	768.444
	3.081.350.100	**20,52%**	**770.338**
Jumlah / ***Total***	**15.015.498.082**	**100,00%**	**3.753.875**

30. MODAL SAHAM (lanjutan) / *30. SHARE CAPITAL (continued)*

d. Susunan pemegang saham / *d. Composition of shareholders*

Pemegang saham / *Shareholders*	2023 Jumlah lembar saham/ *Number of shares*	2023 Persentase kepemilikan/ *Percentage of ownership*	2023 Jumlah modal disetor/ *Total paid-in capital*
Seri A / ***Series A***			
Pemerintah Provinsi Jawa Timur / *Government of East Java Province*	7.676.913.648	51,13%	1.919.228
Pemerintah Kabupaten: / *Government of Regencies:*			
Kabupaten Sidoarjo / *Regency of Sidoarjo*	370.155.850	2,47%	92.539
Kabupaten Bojonegoro / *Regency of Bojonegoro*	300.288.632	2,00%	75.072
Kabupaten Banyuwangi / *Regency of Banyuwangi*	270.036.117	1,80%	67.509
Kabupaten Malang / *Regency of Malang*	253.635.445	1,69%	63.409
Kabupaten Gresik / *Regency of Gresik*	220.213.170	1,47%	55.053
Kabupaten Tuban / *Regency of Tuban*	217.418.404	1,45%	54.355
Kabupaten Ngawi / *Regency of Ngawi*	215.763.995	1,44%	53.941
Kabupaten Kediri / *Regency of Kediri*	144.925.510	0,97%	36.231
Kabupaten Sumenep / *Regency of Sumenep*	144.228.431	0,96%	36.057
Kabupaten Kraksaan / *Regency of Kraksaan*	125.931.454	0,84%	31.483
Kabupaten Jember / *Regency of Jember*	111.866.875	0,75%	27.967
Kabupaten Lamongan / *Regency of Lamongan*	101.318.315	0,67%	25.330
Kabupaten Sampang / *Regency of Sampang*	101.175.235	0,67%	25.294
Kabupaten Bondowoso / *Regency of Bondowoso*	87.207.357	0,58%	21.802
Kabupaten Trenggalek / *Regency of Trenggalek*	84.640.532	0,56%	21.160
Kabupaten Mojokerto / *Regency of Mojokerto*	78.373.801	0,52%	19.593
Kabupaten Nganjuk / *Regency of Nganjuk*	77.217.854	0,51%	19.304
Kabupaten Situbondo / *Regency of Situbondo*	76.374.593	0,51%	19.094
Kabupaten Tulungagung / *Regency of Tulungagung*	70.697.975	0,47%	17.674
Kabupaten Lumajang / *Regency of Lumajang*	67.206.045	0,45%	16.802
Kabupaten Pacitan / *Regency of Pacitan*	53.520.271	0,36%	13.380
Kabupaten Pasuruan / *Regency of Pasuruan*	44.610.500	0,30%	11.153
Kabupaten Pamekasan / *Regency of Pamekasan*	40.592.928	0,27%	10.148
Kabupaten Blitar / *Regency of Blitar*	39.496.395	0,26%	9.874
Kabupaten Bangkalan / *Regency of Bangkalan*	36.793.459	0,25%	9.198
Kabupaten Madiun / *Regency of Madiun*	32.660.478	0,22%	8.165
Kabupaten Jombang / *Regency of Jombang*	26.792.899	0,18%	6.698
Kabupaten Ponorogo / *Regency of Ponorogo*	23.555.596	0,16%	5.889
Kabupaten Magetan / *Regency of Magetan*	19.594.792	0,13%	4.899
Pemerintah Kota: / *Government of Municipalities:*			
Kota Surabaya / *Municipality of Surabaya*	319.243.457	2,13%	79.812
Kota Madiun / *Municipality of Madiun*	134.064.427	0,89%	33.516
Kota Malang / *Municipality of Malang*	108.635.999	0,72%	27.159
Kota Pasuruan / *Municipality of Pasuruan*	100.075.767	0,67%	25.019
Kota Mojokerto / *Municipality of Mojokerto*	72.091.751	0,48%	18.023
Kota Batu / *Municipality of Batu*	38.236.741	0,25%	9.559
Kota Probolinggo / *Municipality of Probolinggo*	17.397.927	0,12%	4.349
Kota Blitar / *Municipality of Blitar*	16.987.084	0,11%	4.247
Kota Kediri / *Municipality of Kediri*	14.208.273	0,09%	3.552
	11.934.147.982	**79,48%**	**2.983.537**
Seri B / ***Series B***			
Komisaris: / *Commisioner:*			
- Suprajarto / *Suprajarto -*	191.000	0,00%	48
Direksi: / *Directors:*			
- Busrul Iman / *Busrul Iman -*	2.958.900	0,02%	740
- R Arief Wicaksono / *R Arief Wicaksono -*	728.200	0,00%	182
- Edi Masrianto / *Edi Masrianto -*	327.600	0,00%	82
- Tonny Prasetyo / *Tonny Prasetyo -*	1.067.400	0,01%	267
- Eko Susetyono / *Eko Susetyono -*	124.100	0,00%	31
- Zulhelfi Abidin / *Zulhelfi Abidin -*	24.200	0,00%	6
Masyarakat (kepemilikan masing-masing dibawah 5%) / *Public (ownership less than 5% each)*	3.075.928.700	20,49%	768.982
	3.081.350.100	**20,52%**	**770.338**
Jumlah / ***Total***	**15.015.498.082**	**100,00%**	**3.753.875**

30. MODAL SAHAM (lanjutan) / *SHARE CAPITAL (continued)*

e. Pembagian saldo laba / ***e. Distribution of retained earnings***

Berdasarkan Berita Acara Rapat Umum Pemegang Saham Tahunan, sebagaimana tercantum dalam Akta No.10 tanggal 7 Februari 2024 dan Akta No.25 tanggal 12 April 2023 yang dibuat oleh Notaris Sitaresmi Puspadewi Subianto, S.H. para Pemegang Saham menyetujui pembagian laba neto untuk tahun yang berakhir pada tanggal 31 Desember 2024 dan 2023 sejumlah dan dengan penggunaan sebagai berikut:

Based on decisions at Annual General Meetings Report as documented in notarial Deeds No.10 dated February 7, 2024 and notarial Deeds No.25 dated April 12, 2023 of Sitaresmi Puspadewi Subianto, S.H. the Shareholders agreed to distribute net income for the year ended December 31, 2024 and 2023 as follows:

	Laba bersih tahun/ *Net income year* 2023	Laba bersih tahun/ *Net income year* 2022	
Dividen tunai	816.693	797.173	*Cash dividends*
Cadangan umum	653.412	745.651	*General reserve*

Bank membentuk cadangan umum untuk memperkuat modal.

Bank established the general reserve to strengthen capital.

31. TAMBAHAN MODAL DISETOR / *ADDITIONAL PAID-IN CAPITAL*

Rincian tambahan modal disetor tanggal 31 Desember 2024 dan 2023, adalah sebagai berikut:

Details of additional paid in capital as of December 31, 2024 and 2023 as follows:

Agio saham dari Penawaran Umum Perdana Saham (IPO)	509.369	*Share premium from Initial Public Offering (IPO)*
Opsi saham untuk program *Management and Employee Stock Option Plan* (MESOP)	23.365	*Stock option for Management and Employee Stock Option Plan (MESOP) program*
Jumlah	**532.734**	***Total***

Pada tanggal 12 Juli 2012, Bank telah melakukan Penawaran Umum Saham Perdana (IPO) dengan mengeluarkan 2.983.537.000 lembar saham Seri B dengan nilai nominal sebesar Rp250 (Rupiah penuh) setiap lembar saham dengan harga penawaran sebesar Rp430 (Rupiah penuh) setiap lembar saham sehingga menghasilkan tambahan agio saham sebagai berikut:

On July 12, 2012, the Bank has made it first Initial Public Offering (IPO) by issuing 2,983,537,000 series B shares amounted to Rp250 (full Rupiah) per share with an offering price at Rp430 (full Rupiah) per share, resulting increase in share premium, as follows:

Agio saham Rp180 (Rupiah penuh) per saham	537.037	*Share premium Rp180 (full Rupiah) per share*
Biaya emisi saham	(27.668)	*Share issuance cost*
Agio saham dari IPO	**509.369**	***Share premium from IPO***

Program MESOP sebanyak 105.915.000 lembar dilaksanakan mulai tahun 2015 kepada manajemen dan karyawan Bank dan Program MESOP akan berakhir pada tahun 2020. Sampai dengan saat ini telah tereksekusi 97.813.100 lembar saham dari Program MESOP sehingga menghasilkan tambahan agio saham sebagai berikut:

MESOP Program as much as 105,915,000 shares, started 2015 to the management and employee of the Bank and will be expire in 2020. Up to now 97,813,100 MESOP shares have been executed, resulting shares agio additional:

Agio saham Program MESOP Tahap I		*Share agio MESOP Program Phase I*
Rp200 (Rupiah penuh) per saham	6.355	*Rp200 (Rupiah) per share*
Tereksekusi 31.774.500 lembar		*Executed 31,774,500 shares*
Agio saham Program MESOP Tahap II		*Share agio MESOP Program Phase II*
Rp159 (Rupiah penuh) per saham	5.052	*Rp159 (Rupiah) per share*
Tereksekusi 31.774.500 lembar		*Executed 31,774,500 shares*
Agio saham Program MESOP Tahap III		*Share agio MESOP Program Phase III*
Rp349 (Rupiah penuh) per saham	11.958	*Rp349 (Rupiah) per share*
Tereksekusi 34.264.100 lembar		*Executed 34,264,100 shares*
Agio saham dari Program MESOP	**23.365**	***Share agio MESOP Program***

31. TAMBAHAN MODAL DISETOR (lanjutan) / *ADDITIONAL PAID-IN CAPITAL (continued)*

Program MESOP Tahap I telah dilaksanakan tanggal 1 Agustus 2016 - 13 September 2016, tanggal 1 Februari 2017 - 13 Maret 2017, tanggal 1 Agustus 2017 - 13 September 2017, tanggal 1 Februari 2018 - 15 Maret 2018, tanggal 1 Agustus 2018 - 14 September 2018, tanggal 1 Pebruari 2019 - 18 Maret 2019, dan tanggal 1 Agustus 2019 - 11 September 2019 dengan harga Rp450 per saham dan jumlah lembar saham yang dibeli oleh peserta yang memiliki hak opsi (MESOP) sebanyak 31.774.500 lembar saham atau 100% dari 31.774.500 hak opsi saham yang diberikan pada Tahap I dengan jumlah nominal sebesar Rp14.298.525.000 (Rupiah penuh).

The MESOP Program Phase I has been implemented from August 1, 2016 - September 13, 2016, February 1, 2017 - March 13, 2017, August 1, 2017 - September 13, 2017, February 1, 2018 - March 15, 2018, August 1, 2018 - September 14, 2018, February 1, 2019 - March 18, 2019, 2019 - September 11, 2019, and February 3, 2020 - March 16, 2020 at Rp450 per share with the total number of shares purchased by participants is 31,774,500 shares, or 100% of 31,774,500 shares option rights granted in Phase I with a total nominal amount of Rp14,298,525,000 (full Rupiah).

Program MESOP Tahap II telah dilaksanakan tanggal 1 Agustus 2017 - 13 November 2017, dan tanggal 1 Februari 2018 - 15 Maret 2018, tanggal 1 Agustus 2018 - 14 September 2018, tanggal 1 Pebruari 2019 - 18 Maret 2019, tanggal 1 Agustus 2019 - 11 September 2019, dan tanggal 3 Februari 2020 - 16 Maret 2020 dengan harga Rp409 per saham dan jumlah lembar saham yang dibeli oleh peserta yang memiliki hak opsi (MESOP) sebanyak 31.774.500 lembar saham atau 100% dari 31.774.500 hak opsi saham yang diberikan pada Tahap II dengan jumlah nominal sebesar Rp12.995.770.500 (Rupiah penuh).

The MESOP Program Phase II has been implemented from August 1, 2017 - September 13, 2017, February 1, 2018- March 15, 2018, August 1, 2018 - September 14, 2018, February 1, 2019 - March 18, 2019, August 1, 2019 - September 11, 2019, and February 3, 2020 - March 16, 2020 at Rp 409 per share, with the total number of shares purchased by participants is 31,774,500 shares or 100% of 31,774,500 shares option rights granted in Phase II with a total nominal amount of Rp 12,995,770,500 (full Rupiah).

Program MESOP Tahap III telah dilaksanakan tanggal 1 Agustus 2018 - 14 September 2018, tanggal 1 Pebruari 2019 - 18 Maret 2019, tanggal 1 Agustus 2019 - 11 September 2019, dan tanggal 3 Februari 2020 - 16 Maret 2020 dengan harga Rp599 per saham dan jumlah lembar saham yang dibeli oleh peserta yang memiliki hak opsi (MESOP) sebanyak 34.264.100 lembar saham atau 80,88% dari 42.366.000 hak opsi saham yang diberikan pada Tahap III dengan jumlah nominal sebesar Rp20.524.195.900 (Rupiah penuh).

The MESOP Program Phase III has been implemented from August 1, 2018 - September 14, 2018, February 1, 2019 - March 18, 2019, August 1, 2019 - September 11, 2019, and February 3, 2020 - March 16, 2020 at Rp599 per share, with the total number of shares purchased by participants is 34.264.100 shares or 80,88% of 42,366,000 shares option rights granted in Phase III with a total nominal amount of Rp20,524,195,900 (full Rupiah).

32. PENDAPATAN BUNGA DAN SYARIAH / *INTEREST AND SHARIA INCOME*

	2024	2023	
Pihak berelasi (Catatan 45)			***Related parties (Note 45)***
Kredit yang diberikan	5.820	13.961	*Loans*
Margin dan pendapatan bagi hasil	695	7	*Margin and profit-sharing revenue*
Pihak ketiga			***Third parties***
Kredit yang diberikan	6.030.856	4.837.915	*Loans*
Penempatan pada Bank Indonesia dan bank lain	1.589.237	1.806.519	*Placements with Bank Indonesia and other banks*
Surat berharga			*Marketable securities*
Biaya perolehan diamortisasi	424.913	423.992	*Amortised cost*
Margin dan pendapatan bagi hasil	190.656	157.455	*Margin and profit-sharing revenue*
Provisi	96.953	90.157	*Provision*
Sertifikat Bank Indonesia	23.298	23.226	*Certificates of Bank Indonesia*
Lainnya	19.381	4.052	*Others*
Jumlah	**8.381.809**	**7.357.284**	***Total***

33. BEBAN BUNGA DAN SYARIAH / *INTEREST AND SHARIA EXPENSE*

	2024	2023	
Pihak berelasi (Catatan 45)			***Related parties (Note 45)***
Deposito berjangka	316.640	309.603	*Time deposits*
Tabungan	869	827	*Savings accounts*
Giro	159.816	148.694	*Current accounts*
	477.325	459.124	

33. BEBAN BUNGA DAN SYARIAH (lanjutan) / *33. INTEREST AND SHARIA EXPENSE (continued)*

	2024	2023	
Pihak ketiga			***Third parties***
Deposito berjangka	1.534.848	1.359.679	*Time deposits*
Tabungan	331.309	279.326	*Savings accounts*
Giro	22.480	52.230	*Current accounts*
Liabilitas surat berharga yang dijual dengan janji dibeli kembali	190.338	117.839	*Liabilities of marketable securities sold under repurchase agreement*
Bank lain	81.048	38.680	*Other banks*
Pinjaman yang diterima	15.130	8.543	*Borrowings*
Surat berharga	68	-	*Marketable securities*
Kredit	3.665	763	*Loans*
	2.178.886	1.857.060	
Jumlah	**2.656.211**	**2.316.184**	***Total***

34. PENDAPATAN OPERASIONAL LAINNYA / *34. OTHER OPERATING INCOME*

	2024	2023	
Administrasi giro, tabungan dan deposito	212.487	193.996	*Current accounts, savings and deposits administration fees*
Penerimaan kembali kredit hapus buku	156.285	127.264	*Collection of loans written-off*
Provisi dan komisi selain dari kredit yang diberikan	47.618	22.093	*Fees and commissions from other than loans*
Administrasi kredit	28.643	30.880	*Loan administration fees*
Lainnya	387.205	274.187	*Others*
Jumlah	**832.238**	**648.420**	***Total***

35. PENYISIHAN (PEMULIHAN) KERUGIAN PENURUNAN NILAI ATAS ASET KEUANGAN / *35. PROVISION (RECOVERY) FOR IMPAIRMENT LOSSES ON FINANCIAL ASSETS*

	2024	2023	
Kredit yang diberikan	1.273.194	675.843	*Loans*
Aset keuangan lainnya			*Other financial assets*
Penempatan pada Bank Indonesia dan bank lain	(3.748)	1.872	*Placement with Bank Indonesia and other banks*
Giro pada bank lain	(800)	636	*Current accounts with other banks*
Surat berharga	831	111	*Marketable securities*
Estimasi kerugian komitmen dan kontinjensi	(2.229)	430	*Estimated losses on commitments and contingencies*
Tagihan akseptasi dan tagihan lainnya	20.347	15.244	*Acceptation and other receivables*
Jumlah	**1.287.595**	**694.136**	***Total***

36. BEBAN TENAGA KERJA DAN TUNJANGAN KARYAWAN / *36. SALARIES AND EMPLOYEE BENEFITS EXPENSES*

	2024	2023	
Gaji pegawai	583.757	547.842	*Employee salaries*
Bonus pegawai	316.552	367.526	*Employee bonuses*
Tambahan penghasilan pegawai	275.731	234.683	*Additional income for employees*
Pendidikan dan pelatihan	153.228	94.913	*Education and training*
Tunjangan pajak penghasilan pegawai	135.955	127.005	*Tax allowances - employees' salaries*
Asuransi dan iuran dana pensiun	128.847	130.390	*Insurance and pension fund contributions*
Pengobatan	46.478	35.560	*Medical*
Imbalan kerja	45.471	38.721	*Employee benefit*
Gaji Direksi	14.090	13.556	*Directors' salaries*
Rekreasi dan olahraga	9.349	8.303	*Recreation and sport*
Honorarium Dewan Komisaris	8.203	9.218	*Commissioners' honoraria*
Tambahan penghasilan Direksi	6.369	3.877	*Additional compensation for Directors*
Perumahan Direksi	2.331	2.220	*Housing for Directors*
Tambahan penghasilan Komisaris	1.810	1.146	*Additional compensation for Commissioners*
Lainnya	16.891	9.572	*Others*
Jumlah	**1.745.062**	**1.624.532**	***Total***

37. BEBAN UMUM DAN ADMINISTRASI / *37. GENERAL AND ADMINISTRATIVE EXPENSES*

	2024	2023	
Premi asuransi pertanggungan lainnya	252.221	207.924	*Other insurance premiums*
Jasa otomasi	183.165	157.885	*Automation services*
Alih daya	146.579	132.028	*Outsourcing*
Promosi	140.785	75.260	*Promotion*
Penyusutan aset tetap dan aset hak guna (Catatan 16)	139.278	132.350	*Depreciation of fixed assets and right of use assets (Note 16)*
Amortisasi beban ditangguhkan	116.219	180.989	*Amortization of deferred charges*
Sewa	94.086	81.652	*Rental*
Pemeliharaan	69.754	55.911	*Maintenance*
Perjalanan dinas	64.599	57.632	*Official/business travel*
Alat tulis dan barang cetak	61.343	54.360	*Stationery and printed materials*
Pengawasan, pemeriksaan dan jasa tenaga ahli	54.033	19.498	*Supervision, audit and professional services*
Listrik, air dan telekomunikasi	43.541	37.932	*Electrical, water and telecommunications*
Pajak lainnya	28.621	22.101	*Other taxes*
Sumbangan	27.414	25.828	*Donations*
Tanggung jawab sosial dan lingkungan	17.192	17.663	*Social and environment responsibility*
Amortisasi aset takberwujud (Catatan 17)	13.190	18.402	*Amortization of intangible assets (Note 17)*
Keamanan	8.956	8.538	*Security*
Surat dinas	5.002	4.464	*Mail service*
Penagihan	4.852	1.281	*Collection*
Pajak reklame	1.635	1.251	*Advertising tax*
Pajak Bumi dan Bangunan (PBB)	1.190	1.168	*Land and building tax (PBB)*
Pajak kendaraan bermotor	734	679	*Motor vehicle tax*
Koran dan majalah	440	387	*Newspaper and magazine*
Bursa Efek	278	278	*Stock Exchange*
Pajak penghasilan	96	15	*Income tax*
Lainnya	24.473	19.539	*Others*
Jumlah	**1.499.676**	**1.315.015**	***Total***

38. BEBAN LAINNYA / *38. OTHER EXPENSES*

	2024	2023	
Tanda mata, hadiah dan umum	127.152	97.460	*Souvenirs, gifts and general*
Kliring dan *transfer*	54.616	53.656	*Clearing and transfers*
Rapat dan jamuan tamu	31.708	24.394	*Meetings and entertainment*
Kegiatan keagamaan	5.249	3.904	*Religious activities*
Penelitian dan pengembangan	6.325	7.901	*Research and development*
Provisi, komisi dan *fee*	40	32	*Provision, commision and fee*
Lain-lain	143.412	13.449	*Others*
Jumlah	**368.502**	**200.796**	***Total***

Beban lain-lain pada tahun 2024 terutama berasal dari peristiwa malfungsi internal. Pada tanggal 24 Juni 2024, Bank mendeteksi adanya malfungsi internal pada layanan BI-Fast yang menyebabkan terganggunya layanan yang menimbulkan kerugian bagi Bank. Dampak material atas kejadian ini telah dibebankan dan akan dilakukan pembukuan sebaliknya apabila telah terpenuhi secara legal formal, namun demikian Bank telah melakukan perbaikan pada sistem dan meningkatkan keamanan siber agar tidak terjadi lagi. Atas kejadian ini, tidak terdapat dampak terhadap dana nasabah.

Other expenses in 2024 mainly came from internal malfunction events. On June 24, 2024, the Bank detected an internal malfunction of the BI-Fast services which disrupted of service and causing a loss to the Bank. The material impact of this incident has been recognized, and a reversal will be made once the legal and formal requirements are met. However, the Bank has made improvements to the system and enhanced cybersecurity to prevent this from happening again. Due to this incident, there is no impact on customer funds.

39. PENDAPATAN NON-OPERASIONAL / *39. NON-OPERATING INCOME*

	2024	2023	
Keuntungan penjualan efek-efek neto	10.241	8.698	*Gain on sale of securities - net*
Fee jasa pelayanan pajak	7.563	6.444	*Tax service fees*
Keuntungan atas penjualan aset tetap	1.470	5.608	*Gain on sale of fixed asset - net*
Keuntungan selisih kurs	695	2.390	*Gain on foreign exchange*
Lainnya	51.273	33.901	*Others*
Jumlah	**71.242**	**57.041**	***Total***

40. BEBAN NON-OPERASIONAL / *NON-OPERATING EXPENSE*

Pada tanggal 31 Desember 2024 dan 2023, saldo beban non operasional lainnya masing-masing sebesar Rp45.526 dan Rp19.339.

As of December 31, 2024 and 2023, the balance of non operating expense amounted Rp45,526 and Rp19,339, respectively.

41. LABA PER SAHAM DASAR DIATRIBUSIKAN KEPADA PEMILIK ENTITAS INDUK / *BASIC EARNINGS PER SHARE ATTRIBUTABLE TO EQUITY HOLDERS OF THE PARENT ENTITY*

Laba tahun berjalan per saham dasar dihitung dengan membagi laba tahun berjalan diatribusikan kepada pemilik entitas induk dengan rata-rata tertimbang jumlah lembar saham biasa yang beredar pada tahun bersangkutan.

Basic earnings per share is computed by dividing income for the year attributable to owners of the parent entity by the weighted average number of outstanding common shares during the related year.

	2024	2023	
Laba tahun berjalan yang dapat diatribusikan kepada pemilik entitas induk	1.281.718	1.470.105	*Income for the year attributable to owners of the parent entity*
Rata-rata tertimbang jumlah lembar saham biasa yang beredar (dalam Rupiah penuh)	15.015.498.082	15.015.498.082	*Weighted average number of outstanding ordinary shares (in full Rupiah amount)*
Laba per saham dasar diatribusikan kepada pemilik entitas induk (dalam Rupiah penuh)	**85,36**	**97,91**	***Basic earnings per share attributable to equity holders of the parent entity (in full Rupiah amount)***

42. KOMBINASI BISNIS / *BUSINESS COMBINATION*

Pada tanggal 27 Februari 2023, Bank telah menandatangani nota kesepahaman antara Bank dengan PT Pembangunan Daerah Nusa Tenggara Barat Syariah dalam rangka pemenuhan peraturan Otoritas Jasa Keuangan No.12/POJK.03/2020, dimana dalam tahap awal penyertaan modal disepakati berkisar Rp50.000 sampai dengan Rp100.000.

On February 27, 2023, the Bank signed a memorandum of understanding between the Bank and PT Pembangunan Daerah Nusa Tenggara Barat Syariah in order to fulfill the Financial Services Authority regulation No.12/POJK.03/2020, where in the initial stage the capital participation was agreed to range from Rp50,000 to Rp100,000.

Pada tanggal 8 Mei 2024, Bank telah menandatangani perjanjian antar pemegang saham oleh dan antara Pemerintah Provinsi Nusa Tenggara Barat dengan Bank No.500/85/EKON-III/2024 dan 063/043/DIR/NES/SHA. Perjanjian ini mengatur kewenangan Bank dalam menetapkan kebijakan strategis perseroan. Selain itu Pemerintah Provinsi Nusa Tenggara Barat juga sepakat untuk mengkonsolidasikan laporan keuangan NTBS dalam laporan keuangan Bank.

On May 8, 2024, the Bank signed an inter-shareholder agreement by and between the Government of West Nusa Tenggara Province and the Bank No.500/85/EKON-III/2024 and 063/043/DIR/NES/SHA. This agreement regulates the Bank's authority in determining the company's strategic policies. In addition, the West Nusa Tenggara Provincial Government also agreed to consolidate the financial statements of NTBS in the Bank's financial statements.

Berdasarkan Surat Keputusan dari Anggota Dewan Komisioner OJK No.KEP-76/D.03/2024 tanggal 2 Oktober 2024 tentang hasil penilaian kemampuan dan kepatutan Bank sebagai calon pemegang saham pengendali dan Pemerintan Provinsi Jawa Timur sebagai calon *ultimate shareholder* NTBS, bahwa OJK menyetujui Bank sebagai calon pemegang saham pengendali dan Pemerintah Provinsi Jawa Timur sebagai calon *ultimate shareholder* NTBS.

Based on the Decision Letter from the OJK Board of Commissioners No.KEP-76/D.03/2024 dated October 2, 2024 regarding the results of the fit and proper assessment of the Bank as a candidate for controlling shareholder and the East Java Provincial Government as a candidate for ultimate shareholder of NTBS, that OJK approved the Bank as a candidate for controlling shareholder and the East Java Provincial Government as a candidate for ultimate shareholder of NTBS.

Pada Bulan Oktober 2024, Bank telah melakukan efektif penyertaan modal kepada NTBS sebesar Rp100.000.000.000 (nilai penuh) untuk sejumlah 3.921.568 lembar saham (Seri A) yang dicatat pada NTBS sebesar nilai nominal pada modal saham Rp39.215.680.000 dan sebagai agio saham sebesar Rp60.784.320.000 atau setara 4,09% dari jumlah modal disetor NTBS. Penyertaan modal ini telah mendapatkan persetujuan dari Otoritas Jasa Keuangan (OJK) melalui surat No.S-472/KO.1801/2024 tanggal 9 Oktober 2024.

In October 2024, the Bank has effectively invested in NTBS in the amount of Rp100,000,000,000 (full amount) for 3,921,568 shares (Series A) which were recorded in NTBS at the nominal value in share capital of Rp39,215,680,000 and as agio shares of Rp60,784,320,000 or equivalent to 4.09% of the total paid-up capital of NTBS. This capital participation has been approved by the Financial Services Authority (OJK) through letter No.S-472/KO.1801/2024 dated October 9, 2024.

Setelah NTBS efektif tergabung dalam Kelompok Usaha Bank ("KUB"), Bank memiliki pengendalian atas NTBS walaupun kepemilikan saham hanya sebesar 4,09% karena berdasarkan perjanjian antara pemegang saham pengendali, Bank memiliki kewenangan untuk mengatur dan menetapkan hal-hal strategis yang berkaitan dengan kebijakan keuangan dan operasional NTBS yang telah disepakati oleh seluruh pemegang saham NTBS.

After NTBS incorporated in the Bank Business Group ("KUB"), Bank has control over NTBS although the share ownership is only 4.09% because based on the agreement between the controlling shareholders, the Bank has the authority to regulate and determine strategic matters relating to the financial and operational policies of NTBS which have been agreed by all shareholders of NTBS.

42. KOMBINASI BISNIS (lanjutan)

Tabel berikut ini merupakan rekonsiliasi arus kas yang dibayarkan dan diperoleh dalam transaksi pembentukan KUB dengan NTBS:

42. BUSINESS COMBINATION (continued)

The following table is a reconciliation of the cash flows paid and received in the transaction of forming the KUB with NTBS:

	23 Oktober/*October 23,* 2024	
Imbalan kas yang dibayar	100.000	*Cash consideration paid*
Penempatan pada Bank Indonesia dan bank lain		*Placements with Bank Indonesia and other banks*
- Kas	365.658	*Cash -*
- Penempatan pada Bank Indonesia dan bank lain	760.603	*Placements with Bank Indonesia and other banks -*

Imbalan, jumlah aset yang diperoleh, dan liabilitas yang diambil alih, dan *goodwill* terkait pada tanggal akuisisi menggunakan jumlah sementara adalah sebagai berikut:

Consideration, total acquired assets and liabilities assumed and the related goodwill at the acquisition date under the provisional amounts were as follows:

	23 Oktober/*October 23,* 2024	
Imbalan kas yang dibayar	100.000	*Cash consideration paid*
Nilai wajar dari aset teridentifikasi yang diperoleh dan liabilitas yang diambil alih	(81.516)	*Fair value of identifiable assets acquired and liabilites assumed*
Penyesuaian:		*Adjustments*
Merek dagang	(5.586)	*Trademarks*
Goodwill	12.898	*Goodwill*

Untuk mendapatkan substansi transaksi berdasarkan PSAK 103 "Kombinasi Bisnis", nilai wajar merek dagang diukur berdasarkan penilaian yang dilakukan oleh penilai independen KJPP Kusnanto & Rekan.

In order to gain the substance of the transaction based on PSAK 103 "Business Combinations", fair value of trademarks were measured based on the valuation performed by the independent valuer KJPP Kusnanto & Rekan.

	23 Oktober/*October 23,* 2024	
ASET		***ASSETS***
Kas	365.658	*Cash*
Giro dan penempatan pada Bank Indonesia	760.116	*Placements with Bank Indonesia and other banks*
Giro pada bank lain	487	*Current account with other banks*
Surat berharga - bersih	2.729.941	*Martketable securities - net*
Piutang *murabahah* - bersih	1.866.597	*Murabahah receivables - net*
Pembiayaan *musyarakah* - bersih	9.279.884	*Musyarakah receivables - net*
Pinjaman *qardh*	189	*Funds of qardh*
Penyertaan saham	2.568	*Investment in shares*
Aset yang diperoleh untuk *ijarah* - bersih	808	*Assets acquired from ijarah - net*
Cadangan kerugian penurunan nilai	(111.603)	*Allowance for impairment losses*
Aset tetap - bersih	653.420	*Fixed assets - net*
Aset hak guna	26.745	*Right-of-use assets*
Aset takberwujud - bersih	20	*Intangible assets - net*
Pajak dibayar di muka	49.057	*Prepaid taxes*
Aset pajak tangguhan	25.618	*Deferred taxes*
Aset lain-lain	127.654	*Other assets*
Jumlah aset	**15.777.159**	***Total assets***

42. KOMBINASI BISNIS (lanjutan) / *42. BUSINESS COMBINATION (continued)*

	23 Oktober/*October 23,* 2024	
LIABILITAS		***LIABILITIES***
Liabilitas segera	37.999	*Obligations due immediately*
Bagi hasil yang belum dibagikan	15.859	*Undistributed revenue sharing*
Simpanan *wadiah* - giro *wadiah*	44.236	*Wadiah deposits - wadiah current deposits*
Simpanan *wadiah* - tabungan *wadiah*	146.518	*Wadiah deposits - wadiah savings*
Kewajiban pada bank lain	5.921	*Obligation to other banks*
Surat berharga yang diterbitkan	2.389	*Securities issued*
Pinjaman yang diterima	1.160.977	*Borrowings*
Utang pajak	729	*Taxes payable*
Liabilitas imbalan pasca kerja	71.343	*Post employment benefits*
Liabilitas lain-lain	229.696	*Other liabilities*
Jumlah liabilitas	**1.715.667**	***Total liabilities***
Syirkah temporer dari bukan bank - deposito mudharabah	6.507.510	*Non-banks temporary syirkah - mudharabah deposits*
Syirkah temporer dari bukan bank - tabungan mudharabah	3.169.359	*Non-banks temporary syirkah - mudharabah savings*
Syirkah temporer dari bukan bank - giro mudharabah	2.280.770	*Non-banks temporary syirkah - mudharabah current accounts*
Syirkah temporer dari bank - deposito mudharabah	4.500	*Banks temporary syirkah - mudharabah deposits*
Syirkah temporer dari bank - tabungan mudharabah	108.719	*Banks temporary syirkah - mudharabah savings*
Jumlah dana syirkah temporer	**12.070.858**	***Total liabilities***
Jumlah aset teridenfitikasi neto	1.990.634	*Total identifiable net assets*
Kepentingan non-pengendali	(1.909.118)	*Non-controlling interest*
Merek dagang	5.585	*Trademarks*
Goodwill	12.898	*Goodwill*
Imbalan kas yang dibayar	**100.000**	***Cash consideration paid***

Pendapatan NTBS yang termasuk di dalam laporan laba rugi sejak 23 Oktober 2024 sebesar Rp288.167. NTBS juga memberikan kontribusi laba sebesar Rp14.702 selama periode yang sama.

The revenue included in the profit or loss since October 23, 2024 contributed by NTBS was Rp288,167. NTBS also contributed a profit of Rp14,702 over the same period.

Jika NTBS dikonsolidasi sejak 1 Januari 2024, maka laba rugi akan menunjukkan tambahan pendapatan sebesar Rp1.494.862 dan jumlah laba sebesar Rp215.869.

Had Bank NTBS been consolidated from January 1, 2024, the profit or loss would increase revenue of Rp1,494,862 and total profit of Rp215,869.

Pembentukan KUB dengan NTBS telah dilakukan sesuai dengan peraturan yang dikeluarkan oleh OJK.

The formation of the KUB with NTBS has been carried out in accordance with the regulations issued by OJK.

Pada tanggal 31 Desember 2024, Manajemen berpendapat tidak terdapat indikasi penurunan nilai terhadap *goodwill* dari transaksi pembentukan KUB dengan NTBS.

On December 31, 2024, management believes there are no indications of impairment of goodwill from the transaction of forming the KUB with NTBS.

43. KOMITMEN DAN KONTINJENSI / *43. COMMITMENTS AND CONTINGENCIES*

	2024	2023	
KOMITMEN			***COMMITMENTS***
Tagihan komitmen			***Commitment receivables***
Rupiah:			*Rupiah:*
Pembelian *spot* dan derivatif	162.245	-	*Purchase of spot and derivative*
Lainnya	854.042	874.645	*Others*
	1.016.287	874.645	
Liabilitas komitmen			***Commitment liability***
Rupiah			*Rupiah:*
Fasilitas kredit kepada debitur yang belum digunakan	4.262.009	3.770.265	*Unused loan commitments granted to debtors*
Total liabilitas komitmen - bersih	**3.245.722**	**2.895.620**	***Total commitment liabilities - net***

43. KOMITMEN DAN KONTINJENSI (lanjutan) / *43. COMMITMENTS AND CONTINGENCIES (continued)*

	2024	2023	
KONTINJENSI			***CONTINGENCIES***
Tagihan kontinjensi			***Contingent receivables***
Rupiah:			*Rupiah:*
Pendapatan bunga dalam penyelesaian	152.253	82.966	*Interest income on past due accounts*
Lainnya	7.578	13	*Others*
	159.831	82.979	
Liabilitas kontinjensi			***Contingent liabilities***
Rupiah:			*Rupiah*
Bank garansi yang diterbitkan	644.012	653.383	*Bank guarantees issued*
Mata uang asing:			*Foreign currencies:*
Bank garansi yang diterbitkan	48.285	46.191	*Bank guarantees issued*
	692.297	699.574	
Total liabilitas kontinjensi - bersih	**532.466**	**616.595**	***Total contingent liabilities - net***
Total liabilitas komitmen dan kontinjensi - bersih	**3.778.188**	**3.512.215**	***Total commitment and contingent liabilities - net***

Pada tanggal 31 Desember 2024 dan 2023, Grup tidak mempunyai tagihan dan liabilitas komitmen dan kontinjensi kepada pihak berelasi.

As of December 31, 2024 and 2023, the Group has no outstanding commitment and contingent receivables and liabilities involving related parties.

44. LIABILITAS IMBALAN KERJA KARYAWAN / *44. EMPLOYEE BENEFITS LIABILITIES*

Secara keseluruhan atas program imbalan pasca kerja tersebut maka dapat diikhtisarkan sebagai berikut:

Overall, the post-employment benefit program can be concluded as follows:

Beban imbalan pasca kerja untuk tahun yang berakhir pada tanggal 31 Desember 2024 dan 2023 adalah sebagai berikut:

Post-employment benefit expenses for the years ended December 31, 2024 and 2023 are as follows:

	2024	2023	
Biaya jasa kini	33.295	34.140	*Current service cost*
Biaya bunga	19.137	19.032	*Interest cost*
Laba aktuaria	(315)	4.705	*Gain on actuarial*
Dampak akuisisi	12.016	-	*Impact acquisition*
Jumlah beban tahun berjalan	**64.132**	**57.877**	***Total expense current year***

Mutasi liabilitas bersih di laporan posisi keuangan adalah sebagai berikut:

Movements of net liabilities in the statement of financial position are as follows:

	2024	2023	
Saldo awal	275.329	257.184	*Beginning balance*
Dampak akuisisi	71.343	-	*Impact acquisition*
Pembayaran manfaat	(68.098)	(61.629)	*Payment of benefits*
Beban tahun berjalan	64.132	57.877	*Expenses for the current year*
Pendapatan komprehensif lain	19.249	21.897	*Other comprehensive income*
Jumlah	**361.955**	**275.329**	***Total***

Mutasi penghasilan komprehensif lain: / *Other comprehensive income movements:*

	2024	2023	
Saldo awal	146.909	125.012	*Beginning balance*
Dampak akuisisi	(997)	-	*Impact acquisition*
Laba aktuaria	20.246	21.897	*Gain on actuarial*
Jumlah penghasilan komprehensif lain	**166.158**	**146.909**	***Total other comprehensive income***

44. LIABILITAS IMBALAN KERJA KARYAWAN (lanjutan)

Program pensiun manfaat pasti

Bank menyelenggarakan Program Pensiun Manfaat Pasti bagi seluruh karyawan Bank yang memenuhi persyaratan sebagaimana diatur dalam Peraturan PT Dana Pensiun PT Bank Pembangunan Daerah Jawa Timur Tbk (Dapen Bank Jatim). Dalam program ini, manfaat pensiun diberikan berdasarkan persyaratan yang ditetapkan dalam peraturan Bank dengan memperhatikan penghargaan per tahun masa kerja, jasa lalu dan Penghasilan Dana Pensiun. Program dana pensiun Bank dikelola oleh Dapen Bank Jatim, sesuai dengan ketentuan yang diatur dalam Surat Keputusan Direksi Bank, karyawan Bank memberikan kontribusi pada dana pension sebesar 5% dari penghasilan dasar pension pekerja dan sisanya merupakan kontribusi Bank.

Penilaian aktuaria atas beban pensiun per 31 Desember 2024 dan 31 Desember 2023 dilakukan oleh Kantor Konsultan Aktuaria Agus Susanto, aktuaris independen, berdasarkan laporannya tanggal 22 Januari 2025 dan 4 Januari 2024 telah sesuai dengan PSAK 219 dengan menggunakan metode *projected unit credit* serta mempertimbangkan asumsi-asumsi sebagai berikut:

44. *EMPLOYEE BENEFITS LIABILITIES (continued)*

Defined benefit pension plan

The Bank provides a Defined Benefit Pension Plan for all qualified employees in accordance with the Regulation of Pension Funds of "PT Dana Pensiun Bank Pembangunan Daerah Jawa Timur Tbk" (Dapen Bank Jatim). Based on this program, the right of pension benefits is provided based on the requirements as set out in the regulation considering the annual service factors, past service and the Pension Fund's income. The Bank's pension funds program is managed by Dapen Bank Jatim. Pursuant to the terms provided the Bank Directors' Decision Letter, the employees' pension fund contribution is 5% of the pensionable basic income of employees and the remaining pension fund contributions are paid by the Bank.

The actuarial valuation of pension expense as of December 31, 2024 and December 31, 2023 were made by Konsultan Aktuaria Agus Susanto, an independent actuarial firm, based on their report dated January 22, 2025 and January 4, 2024 conform with the PSAK 219 with use calculated method projected unit credit also considers assumptions are as follows:

	2024	2023	
Asumsi ekonomi			***Economic assumptions***
Tingkat diskonto	7,10%	7,00%	*Discount rate*
Tingkat kenaikan penghasilan dasar pensiun	0,00%	0,00%	*Pension basic income growth*
Tingkat bunga imbal hasil investasi aset	7,10%	7,00%	*Investment yield of plan aset*
Asumsi lainnya			***Other assumptions***
Tingkat mortalita	GAM-1971		*Mortality table*
Usia pensiun normal	58 tahun/*years*		*Normal retirement age*
Tingkat cacat	10% Mortalita		*Disability rate*
Tingkat pengunduran diri untuk usia:			*Retirement rate per year for ages:*
Usia 18-45 tahun	3% pada usia 20 tahun menurun linier sampai dengan usia 45 tahun/ *3% to age 20 years old decreased linierly until age 45 years old*		*18-45 years old*
Usia 46-55 tahun	5% per tahun/per year		*46-55 years old*

Komposisi aset dana pensiun terdiri dari:

Pension plan assets primarily consists of:

	2024	2023	
Deposito berjangka	13,70%	13,70%	*Time deposits*
Obligasi korporasi	72,60%	72,60%	*Corporate bonds*
Properti	7,00%	7,00%	*Property*
Lainnya	6,70%	6,70%	*Others*

Perhitungan kewajiban program pensiun manfaat pasti yang diakui di dalam laporan posisi keuangan konsolidasian adalah sebagai berikut:

The calculation of defined benefit pension plan obligations recognized in the consolidated statement of financial position are as follows:

	31 Desember/ *December 31,* 2024	31 Desember/ *December 31,* 2023	31 Desember/ *December 31,* 2022	31 Desember/ *December 31,* 2021	31 Desember/ *December 31,* 2020	
Nilai kini kewajiban	984.791	961.785	912.082	986.872	868.937	*Present value of liabilities*
Nilai wajar aset program	(878.381)	(839.753)	(800.814)	(763.453)	(662.634)	*Fair value of assets program*
Status pendanaan	106.410	122.032	111.268	223.419	206.303	*Funded status*
Liabilitas imbalan pasti - neto	**106.410**	**122.032**	**111.268**	**223.419**	**206.303**	***Liabilities defined benefit - net***

44. LIABILITAS IMBALAN KERJA KARYAWAN (lanjutan) / *44. EMPLOYEE BENEFITS LIABILITIES (continued)*

Mutasi atas kewajiban program pensiun manfaat pasti adalah sebagai berikut: / *The movement of defined benefit pension plan obligations are as follows:*

	2024	2023	
Aset imbalan pasti neto awal tahun	122.032	111.268	*Asset defined benefit net at beginning of year*
Biaya imbalan pasti:			*Expenses for the year:*
Jumlah yang diakui dalam laba rugi	18.661	19.156	*Amount recognized in the profit and losses*
Pengukuran kembali liabilitas (aset) periode berjalan	(20.492)	6.367	*Remeasurement of liabilities (assets) in the current year*
Pembayaran iuran dari pendiri	(13.791)	(14.759)	*Paid of contribution from employeer*
Liabilitas imbalan pasti neto	**106.410**	**122.032**	***Liabilities defined benefit - net***

Perhitungan biaya program pensiun manfaat pasti yang diakui di dalam laporan laba rugi konsolidasian adalah sebagai berikut: / *The calculation of defined benefit pension plan expenses recognized in the consolidated statement of profit or loss are as follows:*

	2024	2023	
Biaya jasa kini	10.119	10.922	*Current service cost*
Bunga neto atas liabilitas imbalan:			*Net interest on liabilities defined:*
Biaya bunga	67.325	67.494	*Interest cost*
Pendapatan bunga dari aset	(58.783)	(59.260)	*Interest income from assets*
Biaya imbalan kerja yang diakui di laporan laba rugi	**18.661**	**19.156**	***Recognized employee benefit cost on statement of profit or loss***

Mutasi atas nilai wajar aset program adalah sebagai berikut: / *The movement in the fair value of plan asset are as follows:*

	2024	2023	
Saldo awal	839.753	800.814	*Beginning balance*
Hasil pengembangan riil	58.783	59.260	*Actual investment result*
Imbalan hasil atas aset program	12.020	5.516	*Return on plan assets*
Pembayaran iuran-iuran – pemberi kerja	13.791	14.759	*Contribution paid – employer's*
Pembayaran iuran-iuran – peserta program	3.030	3.209	*Contribution paid – employee plan*
Pembayaran imbalan kerja	(48.996)	(43.805)	*Actual benefit paid*
Saldo akhir	**878.381**	**839.753**	***Ending balance***

Perhitungan beban program pensiun manfaat pasti yang diakui di dalam penghasilan komprehensif lain adalah sebagai berikut: / *The calculation of defined benefit pension plan expenses recognized in the other comprehensive income are as follows:*

	2024	2023	
Keuntungan (kerugian) aktuaria pada kewajiban	8.472	(11.883)	*Actuarial gain (losses) on obligation*
Keuntungan aktuaria pada aset	12.020	5.516	*Actuarial gain on asset*
Pendapatan (beban) yang diakui di penghasilan komprehensif lain	**20.492**	**(6.367)**	***Recognized income (expense) in other comprehensive income***

44. LIABILITAS IMBALAN KERJA KARYAWAN (lanjutan)

44. EMPLOYEE BENEFITS LIABILITIES (continued)

Imbalan pasca kerja program manfaat lain pada dana pensiun

Post-employment benefits from other programs on pension funds

Berdasarkan Peraturan Otoritas Jasa Keuangan No.5/POJK.05/2017 tentang iuran, manfaat pensiun, dan manfaat lain yang diselenggarakan oleh dana pensiun, selain menyelenggarakan program pensiun, DPPK, dan DPLK, Bank dapat menyelenggarakan atau memberikan manfaat lain kepada peserta. Manfaat lain adalah pembayaran manfaat selain manfaat pensiun yang dapat dilakukan oleh Dana Pensiun dan diatur dalam peraturan Dana Pensiun. Imbalan pegawai dihitung berdasarkan Peraturan Dana Pensiun Bank Pembangunan Daerah Jawa Timur Tbk No.058/050.2/DIR/HCP/KEP tanggal 12 Maret 2019 yang telah disahkan berdasarkan Keputusan Dewan Komisioner Otoritas Jasa Keuangan No.Kep24/NB.1/2019 tanggal 14 Juni 2019. Bank menentukan manfaat lain bagi Peserta dalam tiga bentuk, antara lain dana manfaat tambahan, dana santunan kesehatan, dan dana santunan kematian. Manfaat ini mulai diberikan oleh Bank terhitung sejak disahkan oleh Otoritas Jasa Keuangan.

Based on the Financial Services Authority Regulation No.5/POJK.05/2017 concerning contributions, pension benefits, and other benefits held by pension funds, in addition to organizing pension programs, DPPK, and DPLK, The Bank can organize or provide other benefits to participants. Another benefit is the payment of benefits other than pension benefits that can be made by the Pension Fund and regulated in the Pension Fund regulations. Employee benefits are calculated based on Pension Fund Regulations of the Bank Pembangunan Daerah Jawa Timur Tbk No.058/050.2/DIR/HCP/KEP dated March 12, 2019 which was ratified based on the Decision of the Board of Commissioners of the Financial Services Authority No.Kep-24/NB.1/2019 dated June 14, 2019. The Bank determines other benefits for Participants in three forms, including additional benefit funds, health compensation funds, and death compensation funds. This benefit will be provided by the Bank starting from ratified by the Financial Service Authority.

Penilaian aktuaria atas beban pensiun dihitung oleh Kantor Konsultan Aktuaria Agus Susanto untuk tanggal valuasi per 31 Desember 2024 dan 31 Desember 2023. Penilaian aktuaria telah sesuai dengan PSAK 219 dengan menggunakan metode *projected unit credit* serta mempertimbangkan asumsi-asumsi sebagai berikut:

Actuarial valuation on pension expense is calculated by Kantor Konsultan Aktuaria Agus Susanto for the valuation date as of December 31, 2024 and 2023. Actuarial valuation is in accordance with PSAK 219 using the projected unit credit method and considering the following assumptions:

	2024	2023	
Asumsi ekonomi			***Economic assumptions***
Tingkat diskonto	7,10%	7,00%	*Discount rate*
Tingkat kenaikan penghasilan dasar pensiun	0,00%	0,00%	*Pension basic income growth*
Tingkat bunga imbal hasil investasi aset	7,10%	7,00%	*Investment yield of plan aset*
Asumsi lainnya			***Other assumptions***
Tingkat mortalita	GAM-1971		*Mortality table*
Usia pensiun normal	58 tahun/*years*		*Normal retirement age*
Tingkat cacat	10% Mortalita		*Disability rate*
Tingkat pengunduran diri untuk usia:			*Retirement rate per year for ages:*
Usia 18-45 tahun	3% pada usia 20 tahun menurun linier sampai dengan usia 45 tahun/ *3% to age 20 years old decreased linierly until age 45 years old*		*18-45 years old*
Usia 46-55 tahun	5% per tahun/*per year*		*46-55 years old*

Komposisi aset dana pensiun terdiri dari:

Pension plan assets primarily consists of:

	2024	2023	
Deposito berjangka	13,70%	13,70%	*Time deposits*
Obligasi korporasi	72,60%	72,60%	*Corporate bonds*
Properti	7,00%	7,00%	*Property*
Lainnya	6,70	6,70	*Others*

Perhitungan kewajiban program pensiun manfaat lain yang diakui di dalam laporan posisi keuangan konsolidasian adalah sebagai

Calculation of other benefit pension plan obligations recognized in the consolidated financial position report are as follows:

	2024	2023	
Nilai kini kewajiban	232.457	228.754	*Present value of liabilities*
Nilai wajar aset program	(253.558)	(271.404)	*Fair value of assets program*
Beban dibayar dimuka	**(21.101)**	**(42.650)**	***Prepaid expenses***

44. LIABILITAS IMBALAN KERJA KARYAWAN (lanjutan) / *44. EMPLOYEE BENEFITS LIABILITIES (continued)*

Mutasi atas kewajiban program pensiun manfaat lain adalah sebagai berikut:

The movement of other benefit pension plan obligations are as follows:

	2024	2023	
Aset imbalan pasti neto awal tahun	42.650	54.595	*Asset defined benefit net at beginning of year*
Biaya imbalan pasti:			*Expenses for the year:*
Jumlah yang diakui dalam laba rugi	(4.261)	(4.591)	*Amount recognized in the profit and losses*
Pengukuran kembali aset tahun berjalan	(17.287)	(7.354)	*Remeasurement of assets in the current year*
Liabilitas imbalan pasti neto	**21.102**	**42.650**	***Liabilities defined benefit - net***

Perhitungan biaya program pensiun manfaat lain yang diakui di dalam laporan laba rugi konsolidasian adalah sebagai berikut:

The calculation of other benefit pension plan expenses recognized in the consolidated statement of profit or loss are as follows:

	2024	2023	
Biaya jasa kini	4.261	4.591	*Current service cost*
Bunga neto atas liabilitas imbalan:			*Net interest on liabilities defined:*
Biaya bunga	16.013	15.141	*Interest cost*
Pendapatan bunga dari aset	(18.998)	(19.181)	*Interest income from assets*
Bunga atas dampak batasan aset	2.985	4.040	*Interest of the asset ceiling*
Biaya imbalan kerja yang diakui di laporan laba rugi	**4.261**	**4.591**	***Recognized employee benefit cost on statement of profit or loss***

Mutasi atas nilai wajar aset program pensiun manfaat lain adalah sebagai berikut:

The movement in the fair value of other benefit pension asset are as follows:

	2024	2023	
Saldo awal	271.404	259.207	*Beginning balance*
Hasil pengembangan riil	18.998	19.181	*Actual investment result*
Pembayaran imbalan kerja	(8.509)	(7.738)	*Actual benefit paid*
Laba (rugi) aktuaria pada aset	(28.335)	754	*Actuarial gain (loss) on assets*
Saldo akhir	**253.558**	**271.404**	***Ending balance***

Perhitungan biaya program pensiun manfaat lain yang diakui di dalam penghasilan komprehensif lain adalah sebagai berikut:

The calculation of other benefit pension plan expenses recognized in the other comprehensive income are as follows:

	2024	2023	
Saldo awal	(6.421)	(1.830)	*Beginning balance*
Keuntungan (kerugian) aktuaria pada kewajiban	(8.062)	12.149	*Actuarial gain (losses) on obligation*
Keuntungan (kerugian) aktuaria pada aset	28.335	(754)	*Actuarial losses on asset*
Perubahan pada dampak batasan aset tidak termasuk bunga	(24.534)	(15.986)	*Amandement of impact on assets exclude interest*
Biaya yang diakui di penghasilan komprehensif lain	**(10.682)**	**(6.421)**	***Recognized cost in other comprehensive income***

Program pensiun iuran pasti / ***Defined contribution pension plan***

Bank juga memiliki program pensiun iuran pasti, untuk karyawannya. Bank mengikutsertakan pegawai tetap dalam program pensiun iuran pasti yang dikelola oleh Dana Pensiun Lembaga Keuangan PT Bank Rakyat Indonesia (Persero) Tbk.

Bank also has a defined contribution pension plan for its employees. The Bank has a participate permanent employee in defined contribution pension plan is managed by Dana Pensiun Lembaga Keuangan PT Bank Rakyat Indonesia (Persero) Tbk.

Pegawai tetap yang bergabung dengan Bank setelah bulan April 2012, memiliki hak atas program pensiun iuran pasti atau manfaat yang disediakan sesuai dengan Undang-Undang Tenaga Kerja No.13/2003, mana yang lebih tinggi.

The permanent employees who joined the Bank after April 2012, are entitled to benefits under defined contribution plan or the benefits provided for under the Labour Law No.13/2003, whichever is higher.

44. LIABILITAS IMBALAN KERJA KARYAWAN (lanjutan)

Program pensiun iuran pasti

Pegawai tetap yang bergabung dengan Bank sebelum bulan April 2012, memiliki hak atas program pensiun manfaat pasti ditambah dengan program pensiun iuran pasti atau manfaat yang disediakan sesuai dengan Undang-Undang Tenaga Kerja No.13/2003, mana yang lebih tinggi.

Pada tahun 2016, Bank melakukan evaluasi perhitungan program pensiun iuran pasti dimana imbalan pegawai dihitung sebesar selisih Undang-Undang Ketenagakerjaan No.13 tahun 2003 dan imbalan pensiun sesuai iuran Bank ke Dana Pensiun Lembaga Keuangan (DPLK), di luar uang penggantian imbalan yang berkaitan dengan cuti tahunan, ongkos pulang ketempat dimana pegawai diterima bekerja.

Penilaian aktuaria atas program pensiun iuran pasti selisih dengan Undang-Undang Ketenagakerjaan No.13 tahun 2003 dan imbalan pensiun sesuai iuran Bank ke Dana Pensiun Lembaga Keuangan (DPLK) untuk tahun yang berakhir pada 31 Desember 2024 dan 2023, dilakukan oleh Kantor Konsultan Aktuaria Agus Susanto dengan menggunakan metode *projected unit credit* sebagaimana yang dijelaskan dalam laporan aktuaris pada tanggal 22 Januari 2025 dan 4 Januari 2024 yaitu sebagai berikut:

Asumsi-asumsi utama yang digunakan dalam perhitungan dalam perhitungan adalah:

44. EMPLOYEE BENEFITS LIABILITIES (continued)

Defined contribution pension plan

The permanent employees who joined the Bank prior to April 2012, are entitled to benefits pension plan plus defined contribution pension plan, or the benefits provided for under the Labour Law No.13/2003, whichever is higher.

In year 2016, The Bank evaluates the calculation of defined contribution pension plan where the employees benefit is calcuated as the difference between the Labour Law No.13/2003 and defined contribution pension based on contribution Bank to Dana Pensiun Lembaga Keuangan (DPLK), except replacement of annual leave rights, the cost of return to a place where an employee was hired.

The actuarial calculations of difference defined contribution pension plan Labour Law No.13/2003 and defined contribution pension based on contribution Bank to Dana Pensiun Lembaga Keuangan (DPLK) for the year ended December 31, 2024 and 2023, were prepared by a registered actuarial consulting firm, Kantor Konsultan Aktuaria Agus Susanto, using the projected unit credit method as discussed an independent actuary report dated January 22, 2025 and January 4, 2024, are as follows:

Key assumptions used in the actuarial calculation are as follows:

	2024	2023	
Asumsi ekonomi			***Economic assumptions***
Tingkat diskonto	7,10%	6,90%	*Discount rate*
Tingkat kenaikan penghasilan dasar pensiun	5,00%	5,00%	*Pension basic income growth*
Tingkat bunga imbal hasil investasi aset	0,00%	0,00%	*Investment yield of plan aset*
Asumsi lainnya			***Other assumptions***
Tingkat mortalita	GAM-1971		*Mortality table*
Usia pensiun normal	58 tahun/*years*		*Normal retirement age*
Tingkat cacat	10% Mortalita		*Disability rate*
Tingkat pengunduran diri untuk usia:			*Retirement rate per year for ages:*
Usia 18-45 tahun	3% pada usia 20 tahun menurun linier sampai dengan usia 45 tahun/ *3% to age 20 years old decreased linierly until age 45 years old*		*18-45 years old*
Usia 46-55 tahun	5% per tahun/*per year*		*46-55 years old*

Biaya imbalan kerja yang dibebankan pada laporan laba rugi konsolidasian adalah sebagai berikut:

The employee benefit expenses recognized in the consolidated statmenents profit or loss, are as follows:

	2024	2023	
Biaya jasa kini	2.633	2.649	*Current service cost*
Biaya bunga neto	3.540	3.731	*Interest cost net*
Biaya yang dibebankan pada laporan laba rugi konsolidasian	**6.173**	**6.380**	***Expense recognized in the consolidated statement of profit or loss***

Rekonsiliasi atas perubahan (aset) liabilitas imbalan pasca kerja selama tahun berjalan adalah sebagai berikut:

Following are the reconciliation of the movements of employee benefit (assets) liabilities during the years:

	2024	2023	
Saldo awal	51.298	50.411	*Beginning balance*
Beban tahun berjalan	6.173	6.380	*Current service cost*
Pengukuran kembali imbalan kerja - neto	18.684	17.402	*Remeasurement ofemployee benefit - net*
Pembayaran imbalan	(26.143)	(22.895)	*Actual benefit paid*
Saldo akhir	**50.012**	**51.298**	***Ending balance***

44. LIABILITAS IMBALAN KERJA KARYAWAN (lanjutan) / *44. EMPLOYEE BENEFITS LIABILITIES (continued)*

Program pensiun iuran pasti (lanjutan) / ***Defined contribution pension plan (continued)***

Mutasi nilai kini liabilitas imbalan pasca kerja adalah sebagai berikut: / *The movements in the present value of employee benefit are as follows:*

	2024	2023	
Saldo awal	51.298	50.411	*Beginning balance*
Biaya jasa kini	2.633	2.649	*Current service cost*
Biaya bunga	3.540	3.731	*Interest cost*
Pembayaran imbalan	(26.143)	(22.895)	*Actual benefit paid*
Keuntungan aktuaria pada kewajiban	18.684	17.402	*Actuarial gain on obligation*
Saldo akhir	**50.012**	**51.298**	***Ending balance***

Pengukuran kembali (aset) liabilitas imbalan kerja neto: / *Remeasurement of net employee benefit (aset) liabilities:*

	2024	2023	
Saldo pada awal tahun	62.028	44.627	*Balance at beginning of year*
Keuntungan aktuaria pada kewajiban	18.684	17.401	*Actuarial gain on obligation*
Saldo akhir	**80.712**	**62.028**	***Ending balance***

Liabilitas atas imbalan pasca kerja lainnya adalah program asuransi tunjangan hari tua yang telah dikelola oleh PT Asuransi Jiwasraya (Persero), dan program uang duka sebagai jasa pengabdian.
Imbalan jangka panjang lainnya adalah program penghargaan masa kerja. Imbalan tersebut diberikan kepada pegawai tetap yang jumlahnya sebesar 2 (dua) sampai dengan 4 (empat) kali penghasilan terakhir dengan masa kerja 15 tahun, 25 tahun dan 30 tahun.

The liability for post employee benefits consisted of mutual aid pension insurance plan is manged by PT Asuransi Jiwasraya (Persero), and employee death benefits program as service devotion.
Other long-term employee benefits is gratuity for service program. The benefits is granted to employees at amount of 2 (two) until 4 (four) last of salary with working service periods of 15 years, 25 years and 30 years.

Uang Duka Sebagai Jasa Pengabdian
Bank memberikan uang duka sebagai jasa pengabdian bagi pegawai yang meninggal dunia sebesar nominal yang ditetapkan ditambah dengan 1 (satu) kali penghasilan terakhir serta ditambah 1 (satu) kali penghasilan bulan berikutnya. Program tersebut dikelola sendiri oleh Bank.

Death Benefit To Employees Service Devotion
Bank provides employee death benefit to employees who have passed away at fixed amount plus 1 (one) month salary of his/her last month plus 1 (one) month salary of the following month from his/her death as his/her service devotion. This program is self – managed by the Bank.

Penilaian aktuaria atas uang duka jasa pengabdian dan penghargaan masa kerja untuk tahun yang berakhir pada 31 Desember 2024 dan 2023, dihitung oleh Kantor Konsultan Aktuaria Agus Susanto dengan menggunakan metode p*rojected unit credit* sebagaimana tercantum dalam laporan pada tanggal 22 Januari 2025 dan 4 Januari 2024.

The actuaria valuation of employee death benefit program and gratuity for service program for the year ended December 31, 2024 and for the year ended December 31, 2023, were performed by Kantor Konsultan Aktuaria Agus Susanto, using the projected unit credit method as stated in its report dated January 22, 2025 and January 4, 2024.

Asumsi-asumsi utama yang digunakan dalam perhitungan dalam perhitungan adalah: / *Key assumptions used in the actuarial calculation are as follows:*

	2024	2023	
Asumsi ekonomi			***Economic assumptions***
Tingkat diskonto	7,10%	6,90%	*Discount rate*
Tingkat kenaikan penghasilan dasar pensiun	5,00%	5,00%	*Pension basic income growth*
Tingkat bunga imbal hasil investasi aset	0,00%	0,00%	*Investment yield of plan aset*
Asumsi lainnya			***Other assumptions***
Tingkat mortalita	GAM-1971		*Mortality table*
Usia pensiun normal	58 tahun/*years*		*Normal retirement age*
Tingkat cacat	10% Mortalita		*Disability rate*
Tingkat pengunduran diri untuk usia:			*Retirement rate per year for ages:*
Usia 18-45 tahun	3% pada usia 20 tahun menurun linier sampai dengan usia 45 tahun/ *3% to age 20 years old decreased linierly until age 45 years old*		*18-45 years old*
Usia 46-55 tahun	5% per tahun/*per year*		*46-55 years old*

44. LIABILITAS IMBALAN KERJA KARYAWAN (lanjutan) / *EMPLOYEE BENEFITS LIABILITIES (continued)*

Uang Duka Sebagai Jasa Pengabdian (lanjutan) / ***Death Benefit To Employees Service Devotion (continued)***

Biaya imbalan kerja yang dibebankan pada laporan laba rugi konsolidasian adalah sebagai berikut: / *The employee benefit expenses recognized in the consolidated statements profit or loss, are as follows:*

	Uang duka sebagai jasa pengabdian/ *Death benefit as employee service devotion*		
	2024	2023	
Biaya jasa kini	277	275	*Current service cost*
Biaya bunga neto	185	177	*Interest cost net*
Biaya yang dibebankan pada laporan laba rugi konsolidasian	**462**	**452**	***Expense recognized in the consolidated statement of profit or loss***

	Program penghargaan masa kerja/ *Graduity for service program*		
	2024	2023	
Biaya jasa kini	4.854	4.902	*Current service cost*
Biaya bunga neto	4.175	3.962	*Interest cost net*
(Laba) rugi aktuaria	(178)	5.287	*Actuarial loss*
Biaya yang dibebankan pada laporan laba rugi konsolidasian	**8.851**	**14.151**	***Expense recognized in the consolidated statement of profit or loss***

Rekonsiliasi atas perubahan liabilitas imbalan kerja selama tahun berjalan adalah sebagai berikut: / *Following are the reconciliation of the movements of employee benefit liabilities during the years:*

	Uang duka sebagai jasa pengabdian/ *Death benefit as employee service devotion*		
	2024	2023	
Saldo awal	(2.675)	(2.401)	*Beginning balance*
Beban tahun berjalan	(462)	(452)	*Current year expenses*
Pengukuran kembali imbalan kerja - neto	297	91	*Remeasurement of employee benefits - net*
Pembayaran imbalan kerja	80	87	*Actual benefit paid*
Liabilitas imbalan pasti neto	**(2.760)**	**(2.675)**	***Liabilities defined benefit - net***

	Program penghargaan masa kerja/ *Graduity for service program*		
	2024	2023	
Saldo awal	(60.502)	(53.546)	*Beginning balance*
Beban tahun berjalan	(8.851)	(14.151)	*Current year expenses*
Pembayaran imbalan kerja	8.491	7.195	*Actual benefit paid*
Liabilitas imbalan pasti neto	**(60.862)**	**(60.502)**	***Liabilities defined benefit - net***

Mutasi nilai kini liabilitas imbalan pasca kerja adalah sebagai berikut: / *The movements in the present value of employee benefit are as follows:*

	Uang duka sebagai jasa pengabdian/ *Death benefit as employee service devotion*		
	2024	2023	
Saldo awal	(2.675)	(2.401)	*Beginning balance*
Biaya jasa kini	(277)	(275)	*Current service cost*
Biaya bunga	(185)	(177)	*Interest cost net*
Pembayaran imbalan	80	87	*Actual benefit paid*
Keuntungan aktuarial pada kewajiban	297	91	*Actuarial gain on obligation*
Liabilitas imbalan pasti neto	**(2.760)**	**(2.675)**	***Liabilities defined benefit - net***

44. LIABILITAS IMBALAN KERJA KARYAWAN (lanjutan) / *44. EMPLOYEE BENEFITS LIABILITIES (continued)*

Uang Duka Sebagai Jasa Pengabdian (lanjutan) / ***Death Benefit To Employees Service Devotion (continued)***

	Program penghargaan masa kerja/ *Graduity for service program*		
	2024	**2023**	
Saldo awal	(60.502)	(53.546)	*Beginning balance*
Biaya jasa kini	(4.854)	(4.902)	*Current service cost*
Biaya bunga	(4.175)	(3.962)	*Interest cost net*
Biaya jasa lalu	-	-	*Past service cost*
Pembayaran imbalan	8.491	7.195	*Actual benefit paid*
Keuntungan (kerugian) aktuarial pada kewajiban	178	(5.287)	*Actuarial gain (losses) on obligation*
Liabilitas imbalan pasti neto	**(60.862)**	**(60.502)**	***Liabilities defined benefit - net***

Pengukuran kembali liabilitas imbalan kerja neto: / *Remeasurement of net employee benefit liabilities:*

	Uang duka sebagai jasa pengabdian/ *Death benefit as employee service devotion*		
	2024	**2023**	
Saldo pada awal tahun	410	501	*Balance at beginning of year*
Kerugian aktuarial pada kewajiban	(297)	(91)	*Actuarial losses on obligation*
Pendapatan komprehensif lain	**113**	**410**	***Other comprehensive income***

Program penghargaan purna tugas / ***After duty award program***

Penilaian aktuaria atas program purna tugas untuk periode satu tahun yang berakhir pada 31 Desember 2024 dan untuk tahun yang berakhir pada 31 Desember 2023, dihitung oleh Kantor Konsultan Aktuaria Agus Susanto dengan menggunakan metode *projected unit credit* sebagaimana tercantum dalam laporan pada tanggal 22 Januari 2025 dan 4 Januari 2024.

The actuaria valuation of afterduty award program for the year period ended December 31, 2024 and for the year ended December 31, 2023, were performed by Kantor Konsultan Aktuaria Agus Susanto, using the projected unit credit method as stated in its report dated January 22, 2025 and January 4, 2024.

Asumsi-asumsi utama yang digunakan dalam perhitungan dalam perhitungan adalah: / *Key assumptions used in the actuarial calculation are as follows:*

	2024	**2023**	
Asumsi ekonomi			***Economic assumptions***
Tingkat diskonto	7,10%	7,00%	*Discount rate*
Tingkat kenaikan penghasilan dasar pensiun	5,00%	5,00%	*Pension basic income growth*
Tingkat bunga imbal hasil investasi aset	0,00%	0,00%	*Investment yield of plan aset*
Asumsi lainnya			***Other assumptions***
Tingkat mortalita	GAM-1971		*Mortality table*
Usia pensiun normal	58 tahun/*years*		*Normal retirement age*
Tingkat cacat	10% Mortalita		*Disability rate*
Tingkat pengunduran diri untuk usia:			*Retirement rate per year for ages:*
Usia 18-45 tahun	3% pada usia 20 tahun menurun linier sampai dengan usia 45 tahun/ *3% to age 20 years old decreased linierly until age 45 years old*		*18-45 years old*
Usia 46-55 tahun	5% per tahun/*per year*		*46-55 years old*

Biaya imbalan kerja yang dibebankan pada laporan laba rugi konsolidasian adalah sebagai berikut: / *The employee benefit expenses recognized in the consolidated statement of profit or loss, are as follows:*

	2024	**2023**	
Biaya jasa kini	4.185	4.097	*Current service cost*
Biaya bunga neto	1.179	1.131	*Interest cost net*
Biaya yang dibebankan pada laporan laba rugi konsolidasian	**5.364**	**5.228**	***Expense recognized in the consolidated statement of profit or loss***

44. LIABILITAS IMBALAN KERJA KARYAWAN (lanjutan) / *44. EMPLOYEE BENEFITS LIABILITIES (continued)*

Program penghargaan purna tugas (lanjutan) / ***After duty award program (continued)***

Rekonsiliasi atas perubahan liabilitas imbalan kerja selama tahun berjalan adalah sebagai berikut: / *Following are the reconciliation of the movements of employee benefit liabilities during the years:*

	2024	2023	
Saldo awal	16.841	15.284	*Beginning balance*
Beban tahun berjalan	5.364	5.228	*Current year expenses*
Kerugian (keuntungan) aktuarial pada kewajiban	20.630	(2.774)	*Actuarial (gain) losses on obligation*
Pembayaran imbalan kerja	(474)	(897)	*Actual benefit paid*
Liabilitas imbalan pasti neto	**42.361**	**16.841**	***Liabilities defined benefit - net***

Pengukuran kembali liabilitas imbalan kerja neto: / *Remeasurement of net employee benefit liabilities:*

	2024	2023	
Saldo awal	8.335	5.561	*Beginning balance*
Laba aktuarial	(20.630)	2.774	*Acruarial gain*
Saldo akhir	**(12.295)**	**8.335**	***Ending balance***

Program Pensiun Asuransi Dwiguna dan Program Cuti Besar / ***Endowment Insurance Pension Program and Long Service Leave Program***

Penilaian aktuaria atas program pensiun dwiguna dan cuti besar untuk periode satu tahub yang berakhir pada 31 Desember 2024 dan 31 Desember 2023, dihitung oleh Kantor Konsultan Aktuaria Agus Susanto dengan menggunakan metode *projected unit credit* sebagaimana tercantum dalam laporan pada tanggal 22 Januari 2025 dan 4 Januari 2024.

The actuaria valuation of endowment insurance pension program and long service leave program for the year ended December 31, 2024 and 2023, were performed by Kantor Konsultan Aktuaria Agus Susanto, using the projected unit credit method as stated in its report dated January 22, 2025 and January 4, 2024.

Program Imbalan cuti besar adalah program penggantian hak cuti karyawan. Imbalan tersebut diberikan kepada pegawai tetap yang telah bekerja selama 6 tahun berturut-turut dan kelipatannya sejak diangkat sebagai pegawai tetap. Penggantian hak cuti besar diberikan sebesar 2 (dua) kali upah pokok.

Long service leave program are employee leave entitlement replacement programs. The benefits are given to permanent employees who have worked for 6 consecutive years and multiples since being appointed as permanent employees. Replacement for grand leave is given at 2 (two) times the basic salary

	Program Pensiun Asuransi Dwiguna/ *Endowment Insurance Pension Program*		
	2024	2023	
Asumsi ekonomi			***Economic assumptions***
Tingkat diskonto	7,10%	6,90%	*Discount rate*
Tingkat kenaikan penghasilan dasar pensiun	5,00%	5,00%	*Pension basic income growth*
Tingkat bunga imbal hasil investasi aset	0,00%	0,00%	*Investment yield of plan aset*
Asumsi lainnya			***Other assumptions***
Tingkat mortalita	GAM-1971		*Mortality table*
Usia pensiun normal	58 tahun/*years*		*Normal retirement age*
Tingkat cacat	10% Mortalita		*Disability rate*
Tingkat pengunduran diri untuk usia:			*Retirement rate per year for ages:*
Usia 18-45 tahun	3% pada usia 20 tahun menurun linier sampai dengan usia 45 tahun/ *3% to age 20 years old decreased linierly until age 45 years old*		*18-45 years old*
Usia 46-55 tahun	5% per tahun/*per year*		*46-55 years old*

44. LIABILITAS IMBALAN KERJA KARYAWAN (lanjutan) / *44. EMPLOYEE BENEFITS LIABILITIES (continued)*

Program Pensiun Asuransi Dwiguna dan Program Cuti Besar (lanjutan) / ***Endowment Insurance Pension Program and Long Service Leave Program (continued)***

Biaya imbalan kerja yang dibebankan pada laporan laba rugi konsolidasian adalah sebagai berikut: / *The employee benefit expenses recognized in the consolidated statements profit or loss, are as follows:*

	Program Pensiun Asuransi Dwiguna/ *Endowment Insurance Pension Program*		
	2024	**2023**	
Biaya jasa kini	892	726	*Current service cost*
Biaya bunga neto	506	458	*Interest cost net*
Biaya yang dibebankan pada laporan laba rugi konsolidasian	**1.398**	**1.184**	***Expense recognized in the consolidated statement of profit or loss***

	Program Cuti besar/ *Long service leave program*		
	2024	**2023**	
Biaya jasa kini	6.072	5.977	*Current service cost*
Biaya bunga neto	1.010	1.338	*Interest cost net*
Laba aktuaria	(137)	(582)	*Actuarial gain*
Biaya yang dibebankan pada laporan laba rugi konsolidasian	**6.945**	**6.733**	***Expense recognized in the consolidated statement of profit or loss***

Rekonsiliasi atas perubahan liabilitas imbalan kerja selama tahun berjalan adalah sebagai berikut: / *Following are the reconciliation of the movements of employee benefit liabilities during the years:*

	Program Pensiun Asuransi Dwiguna/ *Endowment Insurance Pension Program*		
	2024	**2023**	
Saldo awal	7.333	6.186	*Beginning balance*
Beban tahun berjalan	1.398	1.184	*Current year expenses*
Kerugian aktuarial pada kewajiban	5.983	5.583	*Actuarial losses on obligation*
Pembayaran imbalan kerja	(6.929)	(5.620)	*Actual benefit paid*
Liabilitas imbalan pasti neto	**7.785**	**7.333**	***Liabilities defined benefit - net***

	Program Cuti besar/ *Long service leave program*		
	2024	**2023**	
Saldo awal	14.646	18.088	*Beginning balance*
Beban tahun berjalan	6.945	6.733	*Current year expenses*
Pembayaran imbalan kerja	(6.645)	(10.175)	*Actual benefit paid*
Liabilitas imbalan pasti neto	**14.946**	**14.646**	***Liabilities defined benefit - net***

Mutasi nilai kini liabilitas imbalan pasca kerja adalah sebagai berikut: / *The movements in the present value of employee benefit are as follows:*

	Program Pensiun Asuransi Dwiguna/ *Endowment Insurance Pension Program*		
	2024	**2023**	
Saldo awal	7.333	6.186	*Beginning balance*
Biaya jasa kini	892	726	*Current service cost*
Biaya bunga neto	506	457	*Interest cost net*
Pembayaran imbalan	(6.929)	(5.619)	*Actual benefit paid*
Kerugian aktuarial pada kewajiban	5.983	5.583	*Actuarial loss on obligation*
Liabilitas imbalan pasti neto	**7.785**	**7.333**	***Liabilities defined benefit - net***

44. LIABILITAS IMBALAN KERJA KARYAWAN (lanjutan)

Program Pensiun Asuransi Dwiguna dan Program Cuti Besar (lanjutan)

44. EMPLOYEE BENEFITS LIABILITIES (continued)

Endowment Insurance Pension Program and Long Service Leave Program (continued)

	Program Cuti besar/ *Long service leave program*		
	2024	**2023**	
Saldo awal	14.645	18.087	*Beginning balance*
Biaya jasa kini	6.072	5.977	*Current service cost*
Biaya bunga neto	1.010	1.338	*Interest cost net*
Biaya jasa lalu	(137)	(582)	*Past service cost*
Pembayaran imbalan	(6.645)	(10.175)	*Actual benefit paid*
Liabilitas imbalan pasti neto	**14.945**	**14.645**	***Liabilities defined benefit - net***

Program manfaat pensiun - NTBS

Penilaian aktuaria atas beban pensiun NTBS untuk tahun yang berakhir tanggal 31 Desember 2024 dan 2023 dilakukan oleh Kantor Konsultan Aktuaria Agus Susanto dan Riana & Rekan, aktuaris independen, tertanggal 17 Januari 2025 dan 12 Januari 2024 sesuai dengan PSAK 219 dengan menggunakan metode *projected unit credit*. Asumsi yang digunakan untuk menentukan penilaian aktuaris adalah sebagai berikut:

Defined benefit pension program - NTBS

The actuarial calculations of NTBS pension fund for the year ended December 31, 2024 and 2023 were prepared by a registered actuarial consulting firm, Actuarial Consulting Firm Agus Susanto and Riana & Rekan, an independent actuary dated on January 17, 2025 and January 12, 2024 based on PSAK 219 using the projected unit credit method. The actuarial calculations were carried out using the following key assumptions:

Biaya imbalan kerja yang dibebankan pada laporan laba rugi konsolidasian adalah sebagai berikut:

The employee benefit expenses recognized in the consolidated statmenents profit or loss, are as follows:

	2024	**2023**	
Biaya jasa kini	2.401	2.505	*Current service cost*
Biaya bunga neto	2.266	1.499	*Interest cost net*
Biaya yang dibebankan pada laporan laba rugi konsolidasian	**4.667**	**4.004**	***Expense recognized in the consolidated statement of profit or loss***

Mutasi nilai kini liabilitas imbalan pasca kerja adalah sebagai berikut:

The movements in the present value of employee benefit are as follows:

	2024	**2023**	
Saldo awal	33.316	20.256	*Beginning balance*
Biaya jasa kini	2.401	2.505	*Current service cost*
Biaya bunga	2.266	1.499	*Interest cost*
Pembayaran imbalan	(5.133)	(4.360)	*Actual benefit paid*
Keuntungan aktuaria pada kewajiban	(578)	13.416	*Actuarial gain on obligation*
Saldo akhir	**32.272**	**33.316**	***Ending balance***

Pengukuran kembali (aset) liabilitas imbalan kerja neto:

Remeasurement of net employee benefit (aset) liabilities:

	2024	**2023**	
Saldo pada awal tahun	78.646	65.230	*Balance at beginning of year*
Keuntungan aktuaria pada kewajiban	(578)	13.416	*Actuarial gain on obligation*
Saldo akhir	**78.068**	**78.646**	***Ending balance***

Program Imbalan jangka panjang lainnya - NTBS

Penilaian aktuaria atas beban Imbalan jangka panjang lainnya NTBS untuk tahun yang berakhir tanggal 31 Desember 2024 dan 2023 dilakukan oleh Kantor Konsultan Aktuaria Agus Susanto dan Riana & Rekan, aktuaris independen, tertanggal 17 Januari 2025 dan 12 Januari 2024 sesuai dengan PSAK 219 dengan menggunakan metode *projected unit credit*. Asumsi yang digunakan untuk menentukan penilaian aktuaris adalah sebagai

Other long-term benefits program - NTBS

The actuarial calculations of NTBS Other long-term benefits fund for the year ended December 31, 2024 and 2023 were prepared by a registered actuarial consulting firm, Actuarial Consulting Firm Agus Susanto and Riana & Rekan, an independent actuary dated on Januari 17, 2025 and Januari 12, 2024 based on PSAK 219 using the projected unit credit method. The actuarial calculations were carried out using the following key assumptions:

44. LIABILITAS IMBALAN KERJA KARYAWAN (lanjutan) / *44. EMPLOYEE BENEFITS LIABILITIES (continued)*

Program Imbalan jangka panjang lainnya - NTBS (lanjutan) / ***Other long-term benefits program - NTBS (continued)***

Biaya imbalan kerja yang dibebankan pada laporan laba rugi konsolidasian adalah sebagai berikut: / *The employee benefit expenses recognized in the consolidated statmenents profit or loss, are as follows:*

	2024	2023	
Biaya jasa kini	2.499	2.445	*Current service cost*
Biaya bunga neto	908	2.922	*Interest cost net*
Biaya yang dibebankan pada laporan laba rugi konsolidasian	**3.407**	**5.367**	***Expense recognized in the consolidated statement of profit or loss***

Rekonsiliasi atas perubahan (aset) liabilitas imbalan pasca kerja selama tahun berjalan adalah sebagai berikut: / *Following are the reconciliation of the movements of employee benefit (assets) liabilities during the years:*

	2024	2023	
Saldo awal	22.864	19.012	*Beginning balance*
Beban tahun berjalan	3.407	5.367	*Current service cost*
Pengukuran kembali imbalan kerja - neto	-	-	*Remeasurement ofemployee benefit - net*
Pembayaran imbalan	(1.241)	(1.515)	*Actual benefit paid*
Saldo akhir	**25.030**	**22.864**	***Ending balance***

Mutasi nilai kini liabilitas imbalan pasca kerja adalah sebagai berikut: / *The movements in the present value of employee benefit are as follows:*

	2024	2023	
Saldo awal	22.864	19.012	*Beginning balance*
Biaya jasa kini	2.499	2.445	*Current service cost*
Biaya bunga	908	2.922	*Interest cost*
Pembayaran imbalan	(1.241)	(1.515)	*Actual benefit paid*
Saldo akhir	**25.030**	**22.864**	***Ending balance***

Program Imbalan pasca kerja - NTBS / ***Post-employee benefit program - NTBS***

Penilaian aktuaria atas beban Imbalan pasca kerja NTBS untuk tahun yang berakhir tanggal 31 Desember 2024 dan 2023 dilakukan oleh Kantor Konsultan Aktuaria Agus Susanto dan Riana & Rekan, aktuaris independen, tertanggal 17 Januari 2025 dan 12 Januari 2024 sesuai dengan PSAK 219 dengan menggunakan metode p*rojected unit credit*. Asumsi yang digunakan untuk menentukan penilaian aktuaris adalah sebagai berikut: / *The actuarial calculations of NTBS post-employee benefit fund for the year ended December 31, 2024 and 2023 were prepared by a registered actuarial consulting firm, Actuarial Consulting Firm Agus Susanto and Riana & Rekan, an independent actuary dated on January 17, 2025 and January 12, 2024 based on PSAK 219 using the projected unit credit method. The actuarial calculations were carried out using the following key assumptions:*

Biaya imbalan kerja yang dibebankan pada laporan laba rugi konsolidasian adalah sebagai berikut: / *The employee benefit expenses recognized in the consolidated statmenents profit or loss, are as follows:*

	2024	2023	
Biaya jasa kini	1.354	1.412	*Current service cost*
Biaya bunga neto	905	900	*Interest cost net*
Biaya yang dibebankan pada laporan laba rugi konsolidasian	**2.259**	**2.312**	***Expense recognized in the consolidated statement of profit or loss***

Mutasi nilai kini liabilitas imbalan pasca kerja adalah sebagai berikut: / *The movements in the present value of employee benefit are as follows:*

	2024	2023	
Saldo awal	13.110	12.165	*Beginning balance*
Biaya jasa kini	1.354	1.412	*Current service cost*
Biaya bunga	905	900	*Interest cost*
Pembayaran imbalan	(1.252)	(1.426)	*Actual benefit paid*
Keuntungan aktuaria pada kewajiban	(895)	59	*Actuarial gain on obligation*
Saldo akhir	**13.222**	**13.110**	***Ending balance***

44. LIABILITAS IMBALAN KERJA KARYAWAN (lanjutan)

44. EMPLOYEE BENEFITS LIABILITIES (continued)

Program Imbalan pasca kerja - NTBS (lanjutan)

Post-employee benefit program - NTBS (continued)

Pengukuran kembali (aset) liabilitas imbalan kerja neto:

Remeasurement of net employee benefit (aset) liabilities:

	2024	2023	
Saldo pada awal tahun	(4.961)	(5.020)	*Balance at beginning of year*
Keuntungan aktuaria pada kewajiban	(895)	59	*Actuarial gain on obligation*
Saldo akhir	**(5.856)**	**(4.961)**	***Ending balance***

Program penghargaan emas - NTBS

Gold award program - NTBS

Penilaian aktuaria atas beban penghargaan emas NTBS untuk tahun yang berakhir tanggal 31 Desember 2024 dan 2023 dilakukan oleh Kantor Konsultan Aktuaria Agus Susanto dan Riana & Rekan, aktuaris independen, tertanggal 17 Januari 2025 dan 12 Januari 2024 sesuai dengan PSAK 219 dengan menggunakan metode *Projected Unit Credit*. Asumsi yang digunakan untuk menentukan penilaian aktuaris adalah sebagai berikut:

The actuarial calculations of NTBS gold award fund for the year ended December 31, 2024 and 2023 were prepared by a registered actuarial consulting firm, Actuarial Consulting Firm Agus Susanto and Riana & Rekan, an independent actuary dated on Januari 17, 2025 and Januari 12, 2024 based on PSAK 219 using the Projected Unit Credit Method. The actuarial calculations were carried out using the following key assumptions:

Biaya imbalan kerja yang dibebankan pada laporan laba rugi konsolidasian adalah sebagai berikut:

The employee benefit expenses recognized in the consolidated statmenents profit or loss, are as follows:

	2024	2023	
Biaya jasa kini	699	512	*Current service cost*
Biaya bunga neto	1.460	523	*Interest cost net*
Biaya yang dibebankan pada laporan laba rugi konsolidasian	**2.159**	**1.035**	***Expense recognized in the consolidated statement of profit or loss***

Mutasi nilai kini liabilitas imbalan pasca kerja adalah sebagai berikut:

The movements in the present value of employee benefit are as follows:

	2024	2023	
Saldo awal	4.566	3.784	*Beginning balance*
Biaya jasa kini	699	512	*Current service cost*
Biaya bunga	1.460	523	*Interest cost*
Pembayaran imbalan	(432)	(253)	*Actual benefit paid*
Saldo akhir	**6.293**	**4.566**	***Ending balance***

45. TRANSAKSI DENGAN PIHAK BERELASI

45. TRANSACTIONS WITH RELATED PARTIES

Dalam kegiatan normal usaha, Bank melakukan transaksi dengan pihak berelasi karena hubungan kepemilikan dan/atau kepengurusan. Semua transaksi dengan pihak-pihak berelasi telah dilakukan dengan kebijakan dan syarat yang telah disepakati bersama.

In the normal course of business, Bank enters into certain transactions with parties which are related to the management and/or owned by the same ultimate shareholder. All transactions with related parties have met the agreed terms and conditions.

Pihak berelasi	**Sifat dari hubungan/ *Nature of relationship***	**Sifat dari transaksi/ *Nature of transactions***	***Related parties***
Pemerintah Provinsi Jawa Timur	Pemegang saham / *Shareholder*	Penempatan dana / *Fund placement*	*Government of East Java Province*
Pemerintah Provinsi Nusa Tenggara Barat	Pemegang saham Entitas Anak/ *Subsidiary Shareholder*	Penempatan dana / *Fund placement*	*Government of West Nusa Tenggara Province*
Pemerintah Kabupaten:			*Government of Regencies:*
Kabupaten Sidoarjo	Pemegang saham / *Shareholder*	Penempatan dana / *Fund placement*	*Regency of Sidoarjo*
Kabupaten Bojonegoro	Pemegang saham / *Shareholder*	Penempatan dana / *Fund placement*	*Regency of Bojonegoro*
Kabupaten Banyuwangi	Pemegang saham / *Shareholder*	Penempatan dana / *Fund placement*	*Regency of Banyuwangi*
Kabupaten Malang	Pemegang saham / *Shareholder*	Penempatan dana / *Fund placement*	*Regency of Malang*
Kabupaten Gresik	Pemegang saham / *Shareholder*	Penempatan dana / *Fund placement*	*Regency of Gresik*
Kabupaten Tuban	Pemegang saham / *Shareholder*	Penempatan dana / *Fund placement*	*Regency of Tuban*
Kabupaten Ngawi	Pemegang saham / *Shareholder*	Penempatan dana / *Fund placement*	*Regency of Ngawi*
Kabupaten Kediri	Pemegang saham / *Shareholder*	Penempatan dana / *Fund placement*	*Regency of Kediri*
Kabupaten Sumenep	Pemegang saham / *Shareholder*	Penempatan dana / *Fund placement*	*Regency of Sumenep*

45. TRANSAKSI DENGAN PIHAK BERELASI (lanjutan) / *TRANSACTIONS WITH RELATED PARTIES (continued)*

Pihak berelasi / *Related parties*	Sifat dari hubungan / *Nature of relationship*	Sifat dari transaksi / *Nature of transactions*	*Related parties*
Kabupaten Kraksaan	Pemegang saham / *Shareholder*	Penempatan dana / *Fund placement*	*Regency of Kraksaan*
Kabupaten Jember	Pemegang saham / *Shareholder*	Penempatan dana / *Fund placement*	*Regency of Jember*
Kabupaten Lamongan	Pemegang saham / *Shareholder*	Penempatan dana / *Fund placement*	*Regency of Lamongan*
Kabupaten Sampang	Pemegang saham / *Shareholder*	Penempatan dana / *Fund placement*	*Regency of Sampang*
Kabupaten Bondowoso	Pemegang saham / *Shareholder*	Penempatan dana / *Fund placement*	*Regency of Bondowoso*
Kabupaten Trenggalek	Pemegang saham / *Shareholder*	Penempatan dana / *Fund placement*	*Regency of Trenggalek*
Kabupaten Mojokerto	Pemegang saham / *Shareholder*	Penempatan dana / *Fund placement*	*Regency of Mojokerto*
Kabupaten Nganjuk	Pemegang saham / *Shareholder*	Penempatan dana / *Fund placement*	*Regency of Nganjuk*
Kabupaten Situbondo	Pemegang saham / *Shareholder*	Penempatan dana / *Fund placement*	*Regency of Situbondo*
Kabupaten Tulungagung	Pemegang saham / *Shareholder*	Penempatan dana / *Fund placement*	*Regency of Tulungagung*
Kabupaten Lumajang	Pemegang saham / *Shareholder*	Penempatan dana / *Fund placement*	*Regency of Lumajang*
Kabupaten Pacitan	Pemegang saham / *Shareholder*	Penempatan dana / *Fund placement*	*Regency of Pacitan*
Kabupaten Pasuruan	Pemegang saham / *Shareholder*	Penempatan dana / *Fund placement*	*Regency of Pasuruan*
Kabupaten Pamekasan	Pemegang saham / *Shareholder*	Penempatan dana / *Fund placement*	*Regency of Pamekasan*
Kabupaten Blitar	Pemegang saham / *Shareholder*	Penempatan dana / *Fund placement*	*Regency of Blitar*
Kabupaten Bangkalan	Pemegang saham / *Shareholder*	Penempatan dana / *Fund placement*	*Regency of Bangkalan*
Kabupaten Madiun	Pemegang saham / *Shareholder*	Penempatan dana / *Fund placement*	*Regency of Madiun*
Kabupaten Jombang	Pemegang saham / *Shareholder*	Penempatan dana / *Fund placement*	*Regency of Jombang*
Kabupaten Ponorogo	Pemegang saham / *Shareholder*	Penempatan dana / *Fund placement*	*Regency of Ponorogo*
Kabupaten Magetan	Pemegang saham / *Shareholder*	Penempatan dana / *Fund placement*	*Regency of Magetan*
Pemerintah Kota:	Pemegang saham / *Shareholder*	Penempatan dana / *Fund placement*	*Government of Municipalities:*
Kota Surabaya	Pemegang saham / *Shareholder*	Penempatan dana / *Fund placement*	*Municipality of Surabaya*
Kota Madiun	Pemegang saham / *Shareholder*	Penempatan dana / *Fund placement*	*Municipality of Madiun*
Kota Malang	Pemegang saham / *Shareholder*	Penempatan dana / *Fund placement*	*Municipality of Malang*
Kota Pasuruan	Pemegang saham / *Shareholder*	Penempatan dana / *Fund placement*	*Municipality of Pasuruan*
Kota Mojokerto	Pemegang saham / *Shareholder*	Penempatan dana / *Fund placement*	*Municipality of Mojokerto*
Kota Batu	Pemegang saham / *Shareholder*	Penempatan dana / *Fund placement*	*Municipality of Batu*
Kota Probolinggo	Pemegang saham / *Shareholder*	Penempatan dana / *Fund placement*	*Municipality of Probolinggo*
Kota Blitar	Pemegang saham / *Shareholder*	Penempatan dana / *Fund placement*	*Municipality of Blitar*
Kota Kediri	Pemegang saham / *Shareholder*	Penempatan dana / *Fund placement*	*Municipality of Kediri*
PT BPR Jawa Timur (Perseroda)	Dimiliki oleh pemegang saham akhir yang sama/*Owned by the ultimate shareholder*	Kredit yang diberikan/*Loans* Penempatan dana / *Fund placement*	*PT BPR Jawa Timur (Perseroda)*
Dewan Komisaris, Direksi dan pejabat eksekutif	Karyawan kunci/ *Key management personnel* Pengurus/*Management*	Simpanan nasabah / *Deposits from customers* Beban tenaga kerja / *Personnel expenses*	*Board of Commissioners, Board of Directors and executive officers*

Saldo aset produktif, simpanan, pinjaman yang diterima dan komitmen dan kontinjensi dari pihak berelasi adalah sebagai berikut:

The outstanding balances of earning assets, deposits, borrowings and commitments and contingencies with related parties were as follows:

	2024	2023	
ASET			***ASSETS***
Kredit yang diberikan dan pembiayaan syariah (Catatan 13)			***Loans and sharia financing (Note 13)***
Pinjaman manajemen kunci	102.306	100.611	*Loans to key managements*
Lain-lain	10.138	84.237	*Others*
Jumlah	**112.444**	**184.848**	***Total***
Persentase terhadap jumlah aset	0,10%	0,18%	*Percentage to total assets*
LIABILITAS			***LIABILITIES***
Simpanan dari nasabah (Catatan 19)	12.268.842	12.644.538	*Deposits from customers (Note 19)*
Persentase terhadap jumlah liabilitas	13,87%	14,15%	*Percentage to total liabilities*
Simpanan dari bank lain (Catatan 21)			*Deposits from other banks (Note 21)*
PT BPR Jawa Timur (Perseroda)	44.323	56.694	*PT BPR Jawa Timur (Perseroda)*
Persentase terhadap jumlah liabilitas	0,05%	0,06%	*Percentage to total liabilities*

45. TRANSAKSI DENGAN PIHAK BERELASI (lanjutan) / *TRANSACTIONS WITH RELATED PARTIES (continued)*

LABA RUGI DAN PENGHASILAN KOMPREHENSIF LAIN			***PROFIT OR LOSS AND OTHER COMPREHENSIVE INCOME***
Pendapatan bunga (Catatan 32)	6.515	13.968	*Interest income (Note 32)*
Persentase terhadap jumlah pendapatan bunga dan syariah	0,08%	0,19%	*Percentage to total interest and sharia income*
Beban bunga dan syariah (Catatan 33)	477.325	459.124	*Interest and sharia expenses (Note 33)*
Persentase terhadap jumlah beban bunga dan syariah	17,97%	19,82%	*Percentage to total interest and sharia expenses*

Kompensasi manajemen kunci / ***Compensation of key management personnel***

Kompensasi kepada personil manajemen kunci Grup (di luar Komisaris dan Direksi) adalah sebagai berikut:

The compensation of key management personnel of the Group (excluding Commissioners and Directors) are follows:

	2024	2023	
Gaji	23.135	17.656	*Salary*
Jasa produksi	10.762	12.009	*Production bonus*
Tunjangan	7.610	7.458	*Allowance*
Jumlah	**41.507**	**37.123**	***Total***

Jumlah remunerasi yang telah dan akan dibayar untuk periode satu tahun yang berakhir pada tanggal 31 Desember 2024 dan 2023 untuk Dewan Komisaris, masing-masing adalah Rp18.533 dan Rp15.130 dan untuk Direksi, masing-masing adalah Rp45.410 dan Rp33.962.

Total remuneration paid and payable for the year ended December 31,2024 and 2023 to the Board of Commissioners were Rp18,533 and Rp15,130 respectively, and to the Board of Directors were Rp45,410 and Rp33,962 respectively.

46. PENERUSAN KREDIT / *CHANNELING LOANS*

Bank mengadakan perjanjian dengan berbagai pihak penyedia dana untuk menyalurkan kredit ke sektor usaha tertentu yang ditetapkan oleh pihak penyedia dana. Bank tidak menanggung risiko atas kredit yang disalurkan tersebut, tetapi berkewajiban melaksanakan, menatausahakan dan mengelola dana kredit yang dikeluarkan dan sebagai imbalan Bank menerima jasa administrasi atas penerusan kredit sebesar 1% dari kredit yang disalurkan.

The Bank entered into agreements with lenders to distribute credit for certain business sectors as determined by the lenders. The Bank does not have any credit risk pertaining to the channeling loans, but it is responsible to implement, administer and manage the funds distributed and the Bank collects an administration fee for channeling loans of 1% of the loans disbursed.

a. Rincian saldo kredit kelolaan berdasarkan penyedia dana adalah sebagai berikut:

a. The details of balances of channeling loans based on the sources of funds (lenders) are as follows:

	2024	2023	
Bank Indonesia	402.524	402.524	*Bank Indonesia*
Pemerintah Provinsi Jawa Timur	127.513	122.698	*Government of East Java Province*
Kementrian Koperasi dan Usaha Kecil dan Menengah	43.405	54.451	*The Ministry of Cooperatives Small and Medium Scale Enterprises*
Yayasan Dana Sejahtera Mandiri	15.942	15.942	*Dana Sejahtera Mandiri Foundation*
Departemen Kehutanan dan Perkebunan Republik Indonesia	15.326	15.326	*Forestry and Plantation Department of the Republic of Indonesia*
Dinas Koperasi dan Pengusaha Kecil dan Menengah	12.104	12.826	*Department of Cooperatives and Small and Medium Enterprises*
Departemen Keuangan Republik Indonesia	8.898	8.512	*Department of Finance of the Republic of Indonesia*
Yayasan Abadi Karya Bhakti	6.038	6.038	*Abadi Karya Bhakti Foundation*
Dinas Peternakan Provinsi Jawa Timur	2.068	2.098	*Livestock Division of East Java Province*
Jumlah	**633.818**	**640.415**	***Total***

46. PENERUSAN KREDIT (lanjutan) / *CHANNELING LOANS (continued)*

b. Rincian saldo kredit kelolaan berdasarkan sektor ekonomi adalah sebagai berikut:

b. The details of balances of channeling loans based on economic sector are as follows:

	2024	2023	
Jasa kemasyarakatan dan sosial budaya	521.958	524.334	*Social culture and community services*
Pertanian, perburuan dan kehutanan	41.303	42.669	*Agriculture. hunting and forestry*
Perdagangan besar dan eceran	33.681	35.283	*Wholesale and retail*
Jasa kesehatan dan kegiatan sosial	8.795	8.573	*Health service and social activities*
Penyediaan akomodasi makan dan minum	8.102	8.483	*Provision of food and drink accommodation*
Industri pengolahan	5.512	5.965	*Processing industry*
Kegiatan yang belum jelas batasannya	5.658	5.896	*Undefined activities*
Perikanan	5.225	5.404	*Fishery*
Perantara keuangan	3.026	3.196	*Financial intermediary*
Jasa perorangan melayani rumah tangga	271	321	*Individual service which serve households*
Transportasi, perdagangan dan komunikasi	201	205	*Transportation, trading and communication*
Real estate, usaha persewaan dan jasa	51	51	*Real estate, rental and business services*
Konstruksi	27	27	*Construction*
Pertambangan dan penggalian	8	8	*Mining and quarying*
Jumlah	**633.818**	**640.415**	***Total***

47. INFORMASI SEGMEN USAHA / *SEGMENT INFORMATION*

Informasi yang berkaitan dengan segmen usaha yang operasi dari Grup disajikan dalam tabel di bawah ini:

Information concerning the operating segment information of the Group is set out in the table below:

	2024				
	Konvensional/ ***Conventional***	**Syariah/** ***Sharia***	**Eliminasi/** ***Elimination***	**Jumlah/** Total	
Pendapatan segmen	7.878.172	1.519.479	1.015.842	8.381.809	*Segment income*
Beban segmen	(2.489.320)	(598.175)	(431.284)	(2.656.211)	*Segment expenses*
Pendapatan segmen - neto	5.388.852	921.304	584.558	5.725.598	*Segment Income - net*
Pendapatan operasional lainnya	1.043.264	239.018	-	1.282.282	*Other operating income*
Penyisihan kerugian penurunan nilai atas aset keuangan dan nonkeuangan	(1.220.348)	(67.247)	-	(1.287.595)	*Provision for impairment losses on financial and non-financial assets*
Beban operasional lainnya	(3.269.765)	(784.292)	-	(4.054.057)	*Other operating expenses*
Laba operasional	1.942.003	308.784	584.558	1.666.229	*Income from operations*
Pendapatan (beban) non operasional - neto	4.457	12.033	-	16.490	*Non-operating income (expenses) - net*
Beban pajak - neto	(386.899)	-	-	(386.899)	*Tax expense - net*
Laba tahun berjalan	1.559.561	320.816	584.558	1.295.818	***Profit for the year***
Jumlah aset	**98.646.067**	**19.547.079**	**(51.020)**	**118.142.127**	***Total assets***

	2023				
	Konvensional/ ***Conventional***	**Syariah/** ***Sharia***	**Eliminasi/** ***Elimination***	**Jumlah/** Total	
Pendapatan segmen	8.655.645	203.424	1.501.785	7.357.284	*Segment income*
Beban segmen	(3.754.671)	(63.298)	(1.501.785)	(2.316.184)	*Segment expenses*
Pendapatan segmen - neto	4.900.974	140.126	-	5.041.100	*Segment Income - net*
Pendapatan operasional lainnya	621.079	27.341	-	648.420	*Other operating income*
Penyisihan kerugian penurunan nilai atas aset keuangan dan nonkeuangan	(664.369)	(29.767)	-	(694.136)	*Provision for impairment losses on financial and non-financial assets*
Beban operasional lainnya	(3.036.456)	(103.887)	-	(3.140.343)	*Other operating expenses*
Laba operasional	1.821.228	33.813	-	1.855.041	*Income from operations*
Pendapatan (beban) non operasional - neto	37.270	432	-	37.702	*Non-operating income (expenses) - net*
Beban pajak - neto	(422.638)	-	-	(422.638)	*Tax expense - net*
Laba tahun berjalan	**1.435.860**	**34.245**	**-**	**1.470.105**	***Profit for the year***
Jumlah aset	**100.761.038**	**3.620.590**	**(526.855)**	**103.854.773**	***Total assets***

48. MANAJEMEN RISIKO

Fungsi manajemen risiko dalam pelaksanaannya melakukan identifikasi, penilaian, pengukuran, evaluasi, monitoring, dan pengendalian risiko terkait pula pengembangan sistem teknologi dan informasi manajemen, serta peningkatan kualitas sumber daya manusia dalam mengelola risiko.

Penerapan manajemen risiko di Grup mengacu pada Peraturan Otoritas Jasa Keuangan (POJK) No.18/POJK.03/2016 tanggal 16 Maret 2016 tentang Penerapan Manajemen Risiko bagi Bank Umum.

Pengelolaan risiko tidak hanya terbatas pada pemantauan, pelaporan dan evaluasi terhadap risiko-risiko yang terjadi, namun juga mendeteksi dan mengantisipasi risiko-risiko yang mungkin terjadi.
Pengawasan aktif Dewan Komisaris dan Direksi Grup sangatlah penting, termasuk membentuk beberapa unit kerja yang bersifat permanen maupun komite untuk menunjang proses pengendalian risiko. Hal ini diwujudkan dengan pembentukan Divisi Pengendalian Risiko serta beberapa komite seperti Komite Pemantau Risiko, Komite Manajemen Risiko, Komite Aset dan Liabilitas, Komite Manajemen Kepegawaian dan Komite Pengarah IT.

Grup selalu menyempurnakan seluruh ketentuan internal terkait pengelolaan risiko, termasuk dari sisi kebijakan, pedoman, prosedur dan pemanfaatan teknologi informasi.

48. RISK MANAGEMENT

Risk management function includes identification, assessment, measurement, evaluation, monitoring and risk controls, including development of technology and management information systems and improvement of human resources quality in risk management.

Implementation of Group's risk management in accordance with the Financial Services Authority Regulation (POJK) No.18/POJK.03/2016 dated March 16, 2016 regarding Application of Risk Management for Commercial Banks.

Risk management is not merely related to monitoring, reporting, and evaluating the risks, but also detecting and anticipating the possible risks.

Active monitoring from the Boards of Commissioners and Directors is essential, including establishing several permanent working units or ad hoc committees to support the risks control process. This is implemented by establishing a Risk Management Division and other several committees such as Risk Monitoring Committee, Risk Management Committee, Assets and Liabilities Committee, Personnel Management and IT Steering Committee.

The Group continously improves internal policies related to risk management, including policies, standardized operations, procedures, and information technology utilization.

49. RISIKO KREDIT

Sesuai dengan kompleksitas usahanya, Grup telah mengelola 8 (delapan) jenis risiko yaitu risiko kredit, risiko likuiditas, risiko pasar, risiko operasional, risiko hukum, risiko reputasi, risiko stratejik dan risiko kepatuhan.

Setiap triwulan, Grup telah menyusun profil risiko yang secara garis besar dapat mencerminkan tingkat risiko yang dimiliki oleh Grup.

Kerangka manajemen risiko
Organisasi manajemen risiko Grup melibatkan pengawasan dari Dewan Komisaris, Direksi dan Komite Pemantau Risiko. Komite Pemantau Risiko merupakan pengawas risiko tertinggi di Dewan Komisaris. Komite Pemantau Risiko tersebut menyetujui dan memonitor pelaksanaan kerangka dan kebijakan manajemen risiko Grup. Dewan Komisaris mendelegasikan kuasa kepada Direktur Utama dan Direksi untuk mengimplementasikan strategi manajemen risiko. Komite Pemantau Risiko dibentuk oleh Direksi dan bertanggungjawab untuk mengelola risiko yang ada di Grup.

Kebijakan manajemen risiko Grup ditetapkan untuk mengidentifikasi dan menganalisa risiko-risiko yang dihadapi Grup, untuk menetapkan batasan risiko dan pengendalian yang sesuai, serta untuk mengawasi risiko dan kepatuhan terhadap batasan yang telah ditetapkan. Kebijakan dan sistem manajemen risiko ditelaah secara berkala untuk mencerminkan perubahan dalam kondisi pasar, produk, dan jasa yang ditawarkan. Grup, melalui pelatihan serta standar dan prosedur pengelolaan, berusaha untuk mengembangkan lingkungan pengendalian yang taat dan konstruktif, dimana semua karyawan memahami tugas dan kewajiban mereka.

49. CREDIT RISK

In accordance with the complexity of business, the Group has managed 8 (eight) risks, namely credit risk, liquidity risk, market risk, operational risk, compliance risk, legal risk, strategic risk and reputation risk.

In quarterly, the Group has prepared the risks profile globally which reflected the Group's risk rate.

Risk management framework
The Group's risk management organization involves oversight from the Board of Commissioner, the Board of Directors, and the Risk Monitoring Committee. The Risk Monitoring Committee is the highest risk authority in the Board of Commissioner level. The Risk Monitoring Committee approves and monitors the implementation of risk management framework and policies of the Group. Board of Commissioner delegate authority to the President Director and Board of Directors to implement the risk management strategy. The Risk Monitoring Committee is established by the Board of Directors and is responsible for managing risk of the Group.

The Group's risk management policies are established to identify and analyse the risks faced by the Group, to set appropriate risk limits and controls, and to monitor risks and adherence to limits determined. Risk management policies and systems are reviewed regularly to reflect changes in market conditions, products and services offered. The Group, through its training and management standards and procedures, aims to develop a disciplined and constructive control environment, in which all employees understand their roles and obligations.

49. RISIKO KREDIT (lanjutan)

Komite Audit Grup memiliki tanggung jawab untuk memantau kepatuhan terhadap kebijakan dan prosedur manajemen risiko, dan untuk menelaah kecukupan kerangka manajemen risiko yang terkait dengan risiko-risiko yang dihadapi oleh Grup. Dalam menjalankan fungsinya, Komite Audit dibantu oleh Satuan Kerja Audit Intern. Satuan Kerja Audit Intern secara berkala maupun sesuai kebutuhan, menelaah pengendalian dan prosedur manajemen risiko dan melaporkan hasilnya ke Komite Audit Grup.

Komite Pemantau Risiko mengawasi perkembangan kebijakan manajemen risiko dan menilai penerapannya. Komite juga memberikan nasihat mengenai strategi manajemen risiko yang harus digunakan oleh Grup. Dalam melaksanakan fungsi pengawasan, Komite Pemantau Risiko akan melakukan pengawasan dan evaluasi kinerja Komite Manajemen Risiko.

Risiko kredit adalah risiko akibat wanprestasi debitur dan/atau pihak lawan *(counterparty)* dalam memenuhi liabilitas kepada Grup. Terhadap eksposur risiko kredit spesifik seperti kredit perorangan, fasilitas antar bank dan sebagainya, Grup melakukan evaluasi secara tersendiri dengan menggunakan faktor yang dapat saja berbeda, sesuai dengan karakteristik spesifik dari setiap jenis eksposur. Dalam mengelola risiko kredit, Grup telah memiliki kebijakan dan pedoman perkreditan, yang disempurnakan secara berkala, dengan tetap didasarkan pada prinsip pengelolaan risiko yang independen sesuai dengan peraturan Bank Indonesia dan peraturan eksternal lainnya.

Pengendalian risiko kredit terkait penyediaan dana dengan limit minimal tertentu harus melalui Komite Kebijakan Perkreditan. Dalam rangka pengendalian risiko kredit secara komprehensif, Grup terus meninjau dan menyempurnakan pelaksanaan fungsi pengendalian risiko kredit yang dijalankan oleh unit yang terekspos terhadap risiko diantaranya dengan pembentukan fungsi analis kredit di cabang.

Pengelolaan risiko kredit yang lebih khusus dilakukan atas portofolio kredit yang bermasalah. Upaya yang dilakukan diantaranya adalah restrukturisasi fasilitas kredit yang bermasalah, pembentukan pencadangan untuk menutup potensi kerugian, hingga pelaksanaan hapus buku. Kebijakan pengelolaan kredit bermasalah telah dilaksanakan, termasuk pembentukan unit kerja khusus untuk mengelola kredit bermasalah.

Grup telah menjalankan proses identifikasi, pengukuran, pemantauan, dan pengendalian risiko yang mencakup profil risiko kredit secara terintegrasi dalam suatu proses manajemen risiko yang komprehensif.

a. Risiko kredit maksimum

Untuk aset keuangan yang diakui di laporan posisi keuangan konsolidasian, eksposur maksimum terhadap risiko kredit sama dengan nilai tercatatnya. Untuk bank garansi yang diterbitkan, L/C dan SKBDN yang masih berjalan yang dapat dibatalkan, eksposur maksimum terhadap risiko kredit adalah nilai maksimum yang harus dibayarkan oleh Grup jika liabilitas atas bank garansi, L/C, dan SKBDN tersebut terjadi. Untuk fasilitas kredit kepada nasabah yang belum digunakan, eksposur maksimum terhadap risiko kredit adalah sebesar komitmen tersebut.

Eksposur maksimum Grup terhadap risiko kredit untuk instrumen keuangan pada laporan posisi keuangan konsolidasian dan rekening administrasi, dinilai tanpa memperhitungkan agunan yang dimiliki atau perlindungan kredit lainnya.

49. CREDIT RISK (continued)

The Group's Audit Committee is responsible for monitoring compliance with the Group's risk management policies and procedures, and for reviewing the adequacy of the risk management framework in relation to the risks faced by the Group. The Group's Audit Committee is assisted in these functions by Internal Audit Task Force. Internal Audit Task Force undertakes both regular and ad-hoc reviews of risk management controls and procedures, the results of which are reported to the Group's Audit Committee.

The Risk Monitoring Committee supervises the development of risk management policies and assesses the implementation. The Committee also provides advice on the risk management strategy to be employed by the Group. In conducting its oversight role, the Risk Monitoring Committee will also monitor and evaluate the performance of the Risk Management Committee.

Credit risk is the risk of debtors and/or counterparties failure to fulfil their obligations to the Group. In relation to the specific credit risk exposure such as individual credits, inter-bank facilities and others, the Group separately evaluates credit risk based on factors which may be different, according to the specific characteristics of each exposure. In managing credit risk, the Group has credit policies and standard operation procedures that are enhanced periodically in accordance with independent risk management principles based on Bank Indonesia regulations, and other external regulations.

Control of the credit risks related to the provision of funds above a certain minimum limit requires approval by the Credit Committee. In the comprehensive credit risk control, the Group continuously reviews and improves the credit risk control function which is conducted by the risk taking unit, among others, by establishing a credit analyst function in the branch.

Specific credit risk management is performed on the non-performing loans portfolio. Such efforts, among others, are restructuring of non-performing loans, providing allowances to cover potential losses, and write-offs. Specific policy on non-performing loans management process has been implemented, including establishing special working units to handle such loans.

The Group identifies, measures, monitors, and controls risks which include credit risk profiles integrated in a comprehensive risk management process.

a. Maximum credit risk

For financial assets recognized in the consolidated statements of financial position, the maximum exposure to credit risk equals their carrying amounts. For the Group guarantees issued and outstanding revocable L/Cs and Domestic L/Cs, the maximum exposure to credit risk is the maximum amount that the Group has to pay if the obligations under the Group guarantees issued and outstanding revocable L/Cs and Domestic L/Cs are called upon. For unused loans commitments granted to customers, the maximum exposure to credit risk is the committed amount.

The Group's maximum exposure to credit risk of consolidated statements of financial position and administrative accounts financial instruments, is valued without taking into account any collateral held or other credit enhancement.

49. RISIKO KREDIT (lanjutan)

b. Risiko konsentrasi kredit

Pada tanggal 31 Desember 2024 dan 2023, pengungkapan risiko kredit maksimum berdasarkan konsentrasi sebelum memperhitungkan agunan yang dimiliki dan perjanjian *master netting* adalah sebagai berikut:

49. CREDIT RISK (continued)

b. Credit concentration risk

As of December 31, 2024 and 2023, the disclosure of the maximum credit risk by concentration without taking into account any collateral held and master netting agreements is as follows:

2024

	Jawa Timur/ *East Java*	Jawa selain Jawa Timur/ *Java other than East Java*	Sumatera	Kalimantan/ *Borneo*	Lain-lain/ *Other*	Jumlah/ *Total*	
Posisi keuangan							***Financial position***
Giro pada Bank Indonesia	-	5.584.147	-	-	-	5.584.147	*Current accounts with Bank Indonesia*
Giro pada bank lain	337.522	132.871	-	-	34.513	504.907	*Current accounts with other banks*
Penempatan pada Bank Indonesia dan bank lain	209.187	923.817	149.891	-	349.297	1.632.192	*Placements with Bank Indonesia and other banks*
Surat berharga							*Marketable securities*
Biaya perolehan diamortisasi	529.609	9.591.534	300.000	195.000	1.963.683	12.579.826	*Amortized cost*
Nilai wajar melalui pendapatan komprehensif lai	-	7.784.666	-	-	-	7.784.666	*Fair value through other comprehensive income*
Surat berharga yang dijual dengan janji dibeli kembali	294.836	8.037.919	227.118	589.672	-	9.149.544	*Marketable securities sold under repurchased agreement*
Tagihan dari surat berharga yang dibeli dengan janji dijual kembali	-	608.214	-	9.646	-	617.860	*Receivable from marketable securities purchased under resale agreement*
Tagihan spot dan derivatif	-	1.144	-	-	-	1.144	*Receivables of spot and derivatif*
Tagihan lainnya	243.005	-	11.331	-	-	254.336	*Other receivables*
Kredit yang diberikan dan piutang/pembiayaan syariah	56.473.881	5.879.198	245.648	1.111	10.639.677	73.239.516	*Loans and sharia receivables/financing*
Pendapatan bunga yang masih akan diterima	747.031	-	43.703	-	-	790.734	*Interest receivables*
Jumlah	**58.835.072**	**38.543.509**	**977.691**	**795.429**	**12.987.172**	**112.138.873**	***Total***
Rekening administratif							***Administrative accounts***
Fasilitas kredit kepada nasabah yang belum digunakan	2.972.505	1.118.173	4.684	1	166.646	4.262.009	*Unused loans commitments granted to customers*
Bank garansi yang diterbitkan	514.700	173.515	-	-	4.082	692.297	*Bank guarantees issued*
Jumlah	**3.487.205**	**1.291.688**	**4.684**	**1**	**170.728**	**4.954.306**	***Total***

2023

	Jawa Timur/ *East Java*	Jawa selain Jawa Timur/ *Java other than East Java*	Sumatera	Kalimantan/ *Borneo*	Lain-lain/ *Other*	Jumlah/ *Total*	
Posisi keuangan							***Financial position***
Giro pada Bank Indonesia	-	7.971.412	-	-	-	7.971.412	*Current accounts with Bank Indonesia*
Giro pada bank lain	-	490.253	-	-	-	490.253	*Current accounts with other banks*
Penempatan pada Bank Indonesia dan bank lain	842.093	2.281.988	1.000.000	290.000	815.614	5.229.695	*Placements with Bank Indonesia and other banks*
Surat berharga							*Marketable securities*
Biaya perolehan diamortisasi	-	8.560.761	-	-	-	8.560.761	*Amortized cost*
Nilai wajar melalui pendapatan komprehensif lai	-	7.762.560	-	-	-	7.762.560	*Fair value through other comprehensive income*
Surat berharga yang dijual dengan janji dibeli kembali	-	8.303.663	-	-	-	8.303.663	*Marketable securities sold under repurchased agreement*
Tagihan dari surat berharga yang dibeli dengan janji dijual kembali	-	6.247.318	-	-	-	6.247.318	*Receivable from marketable securities purchased under resale agreement*
Tagihan spot dan derivatif							*Receivables of spot and derivatif*
Tagihan lainnya	223.138	-	-	-	-	223.138	*Other receivables*
Kredit yang diberikan dan piutang/pembiayaan syariah	45.736.277	6.248.084	935.692	472.895	3.050	53.395.998	*Loans and sharia receivables/financing*
Pendapatan bunga yang masih akan diterima	685.734	-	-	-	-	685.734	*Interest receivables*
Jumlah	**47.487.242**	**47.866.039**	**1.935.692**	**762.895**	**818.664**	**98.870.532**	***Total***

49. RISIKO KREDIT (lanjutan) / *CREDIT RISK (continued)*

b. Risiko konsentrasi kredit (lanjutan) / *Credit concentration risk (continued)*

	2023						
	Jawa Timur/ *East Java*	Jawa selain Jawa Timur/ *Java other than East Java*	Sumatera	Kalimantan/ *Borneo*	Lain-lain/ *Other*	Jumlah/ *Total*	
Rekening administratif							***Administrative accounts***
Fasilitas kredit kepada nasabah yang belum digunakan	2.875.686	872.815	6.195	15.569	-	3.770.265	*Unused loans commitments granted to customers*
Bank garansi yang diterbitkan	696.574	-	-	-	-	696.574	*Bank guarantees issued*
Jumlah	**3.572.260**	**872.815**	**6.195**	**15.569**	**-**	**4.466.839**	***Total***

Konsentrasi risiko kredit berdasarkan sektor industri / *Concentration of credit risk by industry sector*

	2024						
	Pemerintah dan Bank Indonesia/ *Government and Bank Indonesia*	Lembaga keuangan bukan bank/ *Non-bank financial institutions*	Bank/ *Banks*	Perusahaan Lainnya/ *Other Companies*	Perseorangan/ *Individuals*	Jumlah/ *Total*	
Posisi keuangan							***Financial position***
Giro pada Bank Indonesia	5.584.147	-	-	-	-	5.584.147	*Current accounts with Bank Indonesia*
Giro pada bank lain	-	-	504.907	-	-	504.907	*Current accounts with other banks*
Penempatan pada Bank Indonesia dan bank lain	-	-	1.067.192	-	665.000	1.732.192	*Placements with Bank Indonesia and other banks*
Surat berharga							*Marketable securities*
Biaya perolehan diamortisasi	8.649.199	-	2.098.218	1.832.409	-	12.579.826	*Amortized cost*
Nilai wajar melalui pendapatan komprehensif lai	7.784.666	-	-	-	-	7.784.666	*Fair value through other comprehensive income*
Surat berharga yang dijual dengan janji dibeli kembali	6.627.530	-	2.522.015	-	-	9.149.544	*Marketable securities sold under repurchased agreement*
Tagihan dari surat berharga yang dibeli dengan janji dijual kembali	-	-	617.860	-	-	617.860	*Receivable from marketable securities purchased under resale agreement*
Tagihan spot dan derivatif	-	-	-	-	1.144	1.144	*Receivables of spot and derivatif*
Tagihan lainnya	-	-	-	-	254.336	254.336	*Other receivables*
Kredit yang diberikan dan piutang/pembiayaan syariah	135.926	486.594	437.244	12.210.399	59.969.353	73.239.516	*Loans and sharia receivables/financing*
Pendapatan bunga yang masih akan diterima	-	-	-	-	790.734	790.734	*Interest receivables*
Jumlah	**28.781.467**	**486.594**	**7.247.437**	**14.042.808**	**61.680.567**	**112.238.873**	***Total***
Rekening administratif							***Administrative accounts***
Fasilitas kredit kepada nasabah yang belum digunakan	9.819	109.578	58.709	3.457.528	626.375	4.262.009	*Unused loans commitments granted to customers*
Bank garansi yang diterbitkan	-	500	-	691.009	788	692.297	*Bank guarantees issued*
Jumlah	**9.819**	**110.078**	**58.709**	**4.148.537**	**627.163**	**4.954.306**	***Total***

49. RISIKO KREDIT (lanjutan) / *CREDIT RISK (continued)*

b. Risiko konsentrasi kredit (lanjutan) / *Credit concentration risk (continued)*

Konsentrasi risiko kredit berdasarkan sektor industri (lanjutan) / *Concentration of credit risk by industry sector (continued)*

	2023						
	Pemerintah dan Bank Indonesia/ *Government and Bank Indonesia*	Lembaga keuangan bukan bank/ *Non-bank financial institutions*	Bank/ *Banks*	Perusahaan Lainnya/ *Other Companies*	Perseorangan/ *Individuals*	Jumlah/ *Total*	
Posisi keuangan							***Financial position***
Giro pada Bank Indonesia	7.971.412	-	-	-	-	7.971.412	*Current accounts with Bank Indonesia*
Giro pada bank lain	-	-	490.253	-	-	490.253	*Current accounts with other banks*
Penempatan pada Bank Indonesia dan bank lain	5.229.695	-	-	-	-	5.229.695	*Placements with Bank Indonesia and other banks*
Surat berharga							*Marketable securities*
Biaya perolehan diamortisasi	5.890.446	-	463.025	2.207.290	-	8.560.761	*Amortized cost*
Nilai wajar melalui pendapatan komprehensif lain	7.762.560	-	-	-	-	7.762.560	*Fair value through other comprehensive income*
Surat berharga yang dijual dengan janji dibeli kembali	8.303.663						*Marketable securities sold under repurchased agreement*
Surat berharga yang dibeli dengan janji dijual kembali	-	-	6.247.318	-	-	6.247.318	*Marketable securities purchased under resale agreement*
Tagihan lainnya	-	-	-	-	223.138	223.138	*Other receivables*
Kredit yang diberikan dan piutang/pembiayaan syariah	106.529	360.484	1.227.326	9.213.054	42.488.605	53.395.998	*Loans and sharia receivables/financing*
Pendapatan bunga yang masih akan diterima	275	2.389	2.281	33.110	647.679	685.734	*Interest receivables*
Jumlah	**35.264.580**	**362.873**	**8.430.203**	**11.453.454**	**43.359.422**	**90.566.869**	***Total***
Rekening administratif							***Administrative accounts***
Fasilitas kredit kepada nasabah yang belum digunakan	-	-	65.971	-	3.704.294	3.770.265	*Unused loans commitments granted to customers*
Bank garansi yang diterbitkan	-	-	-	-	699.574	699.574	*Bank guarantees issued*
Jumlah	**-**	**-**	**65.971**	**-**	**4.403.868**	**4.469.839**	***Total***

c. Agunan dan perlindungan kredit lainnya / *Collateral and other credit enhancements*

Grup telah memiliki buku pedoman tentang cara menilai dan jenis jaminan yang bisa diterima sebagai mitigasi risiko kredit. Beberapa agunan utama yang diperoleh adalah tanah, bangunan dan kendaraan. Grup juga memiliki beberapa fasilitas kredit yang mendapat penjaminan dari pihak ketiga.

The Group has a guidebook on how to value the type of collateral that can be accepted as credit risk mitigation. Some major collateral obtained includes land, buildings and vehicles. The Group also has certain credit facilities guaranteed by third parties.

Umumnya, agunan diperlukan untuk setiap pemberian kredit sebagai sumber sekunder pelunasan kredit dan sebagai salah satu bentuk mitigasi risiko kredit. Sumber utama pelunasan kredit adalah dari hasil usaha debitur.

Generally, collateral is required for all credits extended as a secondary source of credit repayment and also as a form of credit risk mitigation. The primary source of credit repayment is the funds generated from business operations of the borrowers.

d. Kualitas aset keuangan / *Quality of financial assets*

Grup telah memiliki kebijakan yang telah diterapkan secara konsisten untuk pemeringkatan risiko atas portofolio aset keuangan. Sistem peringkat ini didukung oleh berbagai analisis keuangan, dikombinasikan dengan informasi pasar yang telah diolah guna pengukuran risiko pihak lawan. Semua peringkat risiko disesuaikan dengan berbagai kategori dan ditentukan sesuai dengan panduan peringkat Bank Indonesia.

The Group has a policy that has been consistently applied for risk assessment of the financial asset portfolio. This rating system is supported by a variety of financial analyses, combined with market information that has been processed for the measurement of counterparty risk. All risk ratings are adjusted to the various categories and ranks as determined in accordance with Bank Indonesia's rating guidance.

49. RISIKO KREDIT (lanjutan)

e. Evaluasi penurunan nilai

Pengukuran risiko kredit
Estimasi eksposur kredit untuk tujuan manajemen risiko adalah kompleks dan mensyaratkan penggunaan model, karena eksposur yang bervariasi dengan perubahan kondisi pasar, arus kas ekspektasian dan berlalunya waktu. Penilaian risiko kredit dari portofolio aset memerlukan estimasi lebih lanjut mengenai kemungkinan terjadinya gagal bayar, rasio kerugian terkait dan korelasi gagal bayar antara pihak lawan. Grup mengukur risiko kredit menggunakan *Probability of Default* (PD), *Exposure at Default* (EAD) dan *Loss Given Default* (LGD). Hal ini sama dengan pendekatan yang digunakan untuk tujuan mengukur Kerugian Kredit Ekspektasian (ECL) berdasarkan PSAK 109.

Pengukuran kerugian kredit ekspektasian
PSAK 109 mengikhtisarkan model "tiga tahap" untuk penurunan nilai berdasarkan perubahan kualitas kredit sejak pengakuan awal seperti diikhtisarkan di bawah ini:

- Instrumen keuangan yang tidak mengalami penurunan nilai pada pengakuan awal diklasifikasikan ke dalam "Tahap 1" dan risiko kreditnya terus dipantau oleh Grup.

- Jika peningkatan signifikan dalam risiko kredit (SICR) sejak pengakuan awal diidentifikasi, instrumen keuangan dipindahkan ke "Tahap 2" tetapi belum diakui sebagai kredit yang mengalami penurunan nilai.

- Jika instrumen keuangan mengalami penurunan nilai, instrumen keuangan kemudian dipindahkan ke "Tahap 3".

- Instrumen keuangan pada Tahap 1 memiliki ECL yang diukur pada jumlah yang sama dengan bagian dari kerugian kredit ekspektasian sepanjang umurnya yang dihasilkan dari peristiwa gagal bayar yang mungkin terjadi dalam 12 bulan ke depan. Instrumen dalam Tahap 2 atau 3 ECL diukur berdasarkan pada kerugian kredit ekspektasian sepanjang umurnya.

- Konsep pervasif dalam mengukur ECL sesuai dengan PSAK 109 adalah bahwa konsep tersebut harus mempertimbangkan informasi perkiraan masa depan.

- Aset keuangan yang dibeli atau yang berasal dari aset keuangan yang memburuk adalah aset keuangan yang mengalami penurunan nilai pada saat pengakuan awal. ECL selalu diukur sepanjang umurnya (Tahap 3).

Peningkatan signifikan pada risiko kredit (SICR)

Grup mempertimbangkan instrumen keuangan telah mengalami peningkatan risiko kredit yang signifikan ketika peminjam menunggak pembayaran kontraktualnya lebih dari 30 hari.

49. CREDIT RISK (continued)

e. Impairment assessment

Credit risk measurement
The estimation of credit exposure for risk management purposes is complex and requires the use of models, as the exposure varies with changes in market conditions, expected cash flows and the passage of time. The assessment of credit risk of a portfolio of assets entails further estimations as to the likelihood of defaults occurring, of the associated loss ratios and of default correlations between counterparties. The Group measures credit risk using Probability of Default (PD), Exposure at Default (EAD) and Loss Given Default (LGD). This is similar to the approach used for the purposes of measuring Expected Credit Loss (ECL) under PSAK 109.

Expected credit loss measurement
PSAK 109 outlines a "three-stage" model for impairment based on changes in credit quality since initial recognition as summarised below:

- *A financial instrument that is not credit-impaired on initial recognition is classified in 'Stage 1' and has its credit risk continuously monitored by the Group.*

- *If a significant increase in credit risk (SICR) since initial recognition is identified, the financial instrument is moved to 'Stage 2' but is not yet deemed to be credit-impaired.*

- *If the financial instrument is credit-impaired, the financial instrument is then moved to "Stage 3".*

- *Financial instruments in Stage 1 have their ECL measured at an amount equal to the portion of lifetime expected credit losses that result from default events possible within the next 12 months. Instruments in Stages 2 or 3 have their ECL measured based on expected credit losses on a lifetime basis.*

- *A pervasive concept in measuring ECL in accordance with PSAK 109 is that it should consider forward-looking information.*

- *Purchased or originated credit-impaired financial assets are those financial assets that are credit-impaired on initial recognition. Their ECL is always measured on a lifetime basis (Stage 3).*

Significant increase in credit risk (SICR)

The Group consider a financial instrument to have experienced significant increase in credit risk when the borrower is more than 30 days past due on its contractual payments.

49. RISIKO KREDIT (lanjutan)

e. Evaluasi penurunan nilai (lanjutan)

Definisi gagal bayar dan aset yang mengalami penurunan nilai kredit

Grup mendefinisikan instrumen keuangan sebagai gagal bayar, yang sepenuhnya sesuai dengan definisi kredit yang mengalami penurunan nilai, ketika memenuhi satu atau lebih kriteria berikut:

Kriteria kuantitatif
Peminjam yang tertunggak lebih dari 90 hari atas pembayaran kontraktualnya.

Kriteria kualitatif
Peminjam memenuhi kriteria tidak mampu membayar, yang menunjukkan peminjam dalam kesulitan keuangan yang signifikan, sebagaimana dijelaskan pada Catatan 2o.

Kriteria tersebut telah diterapkan pada semua instrumen keuangan yang dimiliki oleh Grup dan konsisten dengan definisi gagal bayar yang digunakan untuk tujuan manajemen risiko kredit internal. Definisi gagal bayar telah diterapkan secara konsisten untuk model *Probability of Default* (PD), *Exposure at Default* (EAD) dan *Loss Given Default* (LGD) sepanjang perhitungan kerugian ekspektasian Grup.

Pertimbangan utama dalam melakukan evaluasi penurunan nilai kredit yang diberikan khususnya pembayaran pokok atau bunga yang jatuh tempo lebih dari 90 hari atau terdapat kesulitan atau pelanggaran dari persyaratan yang terdapat dalam kontrak awal. Bank melakukan evaluasi penurunan nilai dengan dua metode yaitu evaluasi penurunan nilai secara individual dan kolektif.

Grup menentukan penyisihan kerugian penurunan nilai secara individual untuk masing-masing kredit yang diberikan yang signifikan.

Hal-hal yang dipertimbangkan dalam menentukan jumlah penyisihan kerugian penurunan nilai antara lain kemampuan debitur untuk memperbaiki kinerja saat menghadapi kesulitan keuangan, proyeksi penerimaan dan ekspektasi pengeluaran saat terjadi kepailitan, ketersediaan dukungan keuangan lainnya, termasuk klaim terhadap pihak asuransi, nilai agunan yang dapat direalisasikan, dan ekspektasi waktu diperolehnya arus kas.

Penyisihan kerugian penurunan nilai dievaluasi setiap tanggal pelaporan. Sedangkan evaluasi penyisihan kerugian penurunan nilai secara kolektif dilakukan atas kredit yang diberikan yang tidak signifikan secara individual. Namun bila ada bukti obyektif penurunan nilai khususnya pembayaran pokok atau bunga menunggak lebih dari 90 hari, sistem akan menghitung penurunan nilai secara individual.

Mengukur ECL - Penjelasan *input,* asumsi dan teknik estimasi

Kerugian Kredit Ekspektasian (ECL) diukur pada basis 12 bulan atau sepanjang umurnya tergantung apakah peningkatan signifikan dalam risiko kredit telah terjadi sejak pengakuan awal atau apakah suatu aset dianggap telah mengalami penurunan nilai. Kerugian kredit ekspektasian adalah hasil diskonto dari PD, EAD, dan LGD, didefinisikan sebagai berikut:

49. CREDIT RISK (continued)

e. Impairment assessment (continued)

Definition of default and credit-impaired assets

The Group defines a financial instrument as in default, which is fully aligned with the definition of credit-impaired, when it meets one or more of the following criteria:

Quantitative criteria
The borrower is more than 90 days past due on its contractual payments.

Qualitative criteria
The borrower meets unlikeliness to pay criteria, which indicates the borrower is in significant financial difficulty, as described in Note 2o.

The criteria have been applied to all financial instruments held by the Group and are consistent with the definition of default used for internal credit risk management purposes. The default definition has been applied consistently to model the Probability of Default (PD), Exposure at Default (EAD) and Loss given Default (LGD) throughout the Group's expected loss calculations.

The main considerations for the loan impairment assessment include whether any payments of principal or interest are overdue by more than 90 days or there are any known difficulties, or non-compliance of the original terms of the contract. The Group evaluates impairment assessments using two methods: individual and collective impairment assessment.

The Group determines the allowances for impairment losses for each significant loan on an individual basis.

Items considered when determining allowance for impairment losses include the sustainability of the debtors' business plan, its ability to improve performance once a financial difficulty has arisen, projected receipts and the expected payout should bankruptcy occurs, the availability of other financial support, including claim for the insurance party, the realizability of collateral, and the timing of expected cash flows.

The allowance for impairment losses is evaluated at each reporting date. The allowance for impairment losses based on collective evaluation is made for the loans which are not individually significant. But if there is objective evidence of impairment or certain principal payment or interest are outstanding for more than 90 days, the system will calculate the individual impairment.

Measuring ECL – Explanation of inputs, assumptions and estimation techniques

The Expected Credit Loss (ECL) is measured on either a 12-month or Lifetime basis depending on whether a significant increase in credit risk has occurred since initial recognition or whether an asset is considered to be credit-impaired. Expected credit losses are the discounted product of the PD, EAD, and LGD, defined as follows:

49. RISIKO KREDIT (lanjutan)

e. Evaluasi penurunan nilai (lanjutan)

Mengukur ECL - Penjelasan *input,* asumsi dan teknik estimasi (lanjutan)

- PD mewakili kemungkinan peminjam gagal bayar atas kewajiban keuangannya (sesuai "definisi *default* dan kredit yang mengalami penurunan nilai" di atas), baik selama 12 bulan ke depan, atau selama sisa umurnya (PD sepanjang umurnya) dari kewajiban.

- EAD didasarkan pada jumlah yang diharapkan dari Grup pada saat gagal bayar, selama 12 bulan ke depan atau selama sisa umurnya (*lifetime* EAD). Misalnya, untuk komitmen *revolving* , Grup memasukkan saldo yang ditarik saat ini ditambah jumlah yang diharapkan akan ditarik hingga batas kontrak pada saat gagal bayar, jika hal itu terjadi.
- (LGD) mewakili ekspektasi Grup tentang tingkat kerugian pada eksposur gagal bayar. LGD dinyatakan sebagai persentase kerugian per unit eksposur pada saat gagal bayar (EAD).

ECL ditentukan dengan memproyeksikan PD, LGD dan EAD untuk setiap bulan berikutnya dan untuk setiap eksposur individu atau segmen kolektif. Tiga komponen ini dikalikan bersama. Perhitungan efektif ECL ini dilakukan untuk setiap bulan berikutnya, yang kemudian didiskontokan kembali ke tanggal pelaporan dan dijumlahkan. Tingkat diskonto yang digunakan pada perhitungan ECL adalah suku bunga efektif awal atau perkiraannya.

PD sepanjang umurnya dikembangkan dengan menerapkan profil jatuh tempo ke PD 12 bulan saat ini. Profil jatuh tempo melihat bagaimana gagal bayar muncul pada portofolio dari titik pengakuan awal sepanjang masa umur pinjaman. Profil jatuh tempo didasarkan pada data historis yang diamati dan diasumsikan sama pada semua aset dalam portofolio dan peringkat kredit. Hal ini telah didukung oleh analisis historis.

EAD 12 bulan dan sepanjang umurnya ditentukan berdasarkan profil pembayaran yang diharapkan, yang bervariasi berdasarkan jenis produk.

- Untuk produk yang diamortisasi dan pinjaman dengan pembayaran di akhir, didasarkan pada pembayaran kontraktual yang terutang oleh peminjam selama 12 bulan atau sepanjang umurnya. Hal ini juga akan disesuaikan dengan pembayaran lebih yang diharapkan dari peminjam. Asumsi pembayaran/pembiayaan kembali lebih awal juga dimasukkan ke dalam perhitungan.

- Untuk produk *revolving,* eksposur pada gagal bayar diperkirakan dengan mengambil saldo saat ini yang telah ditarik dan menambahkan "faktor konversi kredit" yang diharapkan untuk ditarik dari batas yang tersisa pada saat gagal bayar. Asumsi-asumsi ini bervariasi berdasarkan jenis produk dan batasan pemanfaatan limit, berdasarkan analisis dari data standar terkini Bank.

LGD ditentukan berdasarkan faktor-faktor yang mempengaruhi pemulihan yang dibuat pasca gagal bayar. Hal ini bervariasi berdasarkan jenis produk. LGD ini dipengaruhi oleh strategi penagihan, termasuk penjualan dan harga utang kontraktual.

49. CREDIT RISK (continued)

e. Impairment assessment (continued)

Measuring ECL – Explanation of inputs, assumptions and estimation techniques (continued)

- *The PD represents the likelihood of a borrower defaulting on its financial obligation (as per "definition of default and credit-impaired" above), either over the next 12 months, or over the remaining lifetime (lifetime PD) of the obligation.*

- *EAD is based on the amounts the Group expects to be owed at the time of default, over the next 12 months or over the remaining lifetime (lifetime EAD). For example, for a revolving commitment, the Group includes the current drawn balance plus any further amount that is expected to be drawn up to the current contractual limit by the time of default, should it occur.*
- *(LGD) represents the Group's expectation of the extent of loss on a defaulted exposure. LGD is expressed as a percentage loss per unit of exposure at the time of default (EAD).*

The ECL is determined by projecting the PD, LGD and EAD for each future month and for each individual exposure or collective segment. These three components are multiplied together. This effectively calculates an ECL for each future month, which is then discounted back to the reporting date and summed. The discount rate used in the ECL calculation is the original effective interest rate or an approximation thereof.

The lifetime PD is developed by applying a maturity profile to the current 12 months PD. The maturity profile looks at how defaults develop on a portfolio from the point of initial recognition throughout the lifetime of the loans. The maturity profile is based on historical observed data and is assumed to be the same across all assets within a portfolio and credit grade band. This is supported by historical analysis.

The 12 month and lifetime EADs are determined based on the expected payment profile, which varies by product type.

- *For amortising products and bullet repayment loans, this is based on the contractual repayments owed by the borrower over a 12 month or lifetime basis. This will also be adjusted for any expected overpayments made by a borrower. Early repayment/refinance assumptions are also incorporated into the calculation.*

- *For revolving products, the exposure at default is predicted by taking current drawn balance and adding a "credit conversion factor" which allows for the expected drawdown of the remaining limit by the time of default. These assumptions vary by product type and current limit utilisation band, based on analysis of the Group's recent default data.*

The LGDs are determined based on the factors which impact the recoveries made post default. These vary by product type. These LGD's are influenced by collection strategies, including contracted debt sales and price.

49. RISIKO KREDIT (lanjutan)

e. Evaluasi penurunan nilai (lanjutan)

Mengukur ECL - Penjelasan *input,* asumsi dan teknik estimasi (lanjutan)

Perkiraan informasi ekonomi masa depan *(forward-looking)* juga termasuk dalam menentukan PD 12 bulan dan sepanjang umurnya, EAD dan LGD. Asumsi-asumsi ini bervariasi berdasarkan jenis produk.

Asumsi yang mendasari perhitungan ECL seperti bagaimana profil PD dan lain-lain dipantau dan ditelaah setiap tahun.

Tidak ada perubahan signifikan dalam teknik estimasi atau asumsi signifikan yang dibuat selama periode pelaporan.

Informasi perkiraan masa depan yang tergabung dalam model ECL

Penilaian SICR dan perhitungan ECL keduanya menggabungkan informasi berwawasan ke depan. Grup telah melakukan analisis historis dan mengidentifikasi variabel ekonomi utama yang berdampak pada risiko kredit dan kerugian kredit yang diperkirakan untuk masing-masing portofolio.

Variabel ekonomi ini dan dampaknya yang terkait pada PD, EAD dan LGD bervariasi menurut instrumen keuangan. Perkiraan variabel-variabel ekonomi ini (skenario ekonomi dasar) disediakan oleh Grup setiap tahun dan memberikan pandangan estimasi ekonomi terbaik selama 3 (tiga) tahun ke depan. Dampak dari variabel-variabel ekonomi ini pada PD, EAD dan LGD telah ditentukan dengan melakukan analisis regresi statistik untuk memahami dampak perubahan dalam variabel-variabel ini secara historis pada tingkat standar dan pada komponen-komponen LGD dan EAD.

Selain skenario ekonomi, Grup juga menyediakan skenario lain yang memungkinkan beserta bobot skenario. Jumlah skenario lain yang digunakan ditetapkan berdasarkan analisis setiap jenis produk utama untuk memastikan non-linearitas diketahui. Jumlah skenario dan atributnya dinilai kembali pada setiap tanggal pelaporan. Bobot skenario ditentukan oleh kombinasi analisis statistik dan analisa kredit, dengan mempertimbangkan kisaran hasil yang mungkin masing-masing skenario yang dipilih mewakili.

Penilaian SICR dilakukan dengan menggunakan PD sepanjang umurnya di masing-masing basis, dan skenario lainnya, dikalikan dengan pembobotan skenario terkait. Hal ini menentukan apakah seluruh instrumen keuangan berada dalam Tahap 1, Tahap 2, atau Tahap 3 dan karenanya apakah ECL 12 bulan atau sepanjang umurnya harus dicatat. Setelah penilaian ini, Grup mengukur ECL sebagai probabilitas tertimbang ECL 12 bulan (Tahap 1), atau probabilitas tertimbang ECL sepanjang umurnya (Tahap 2 dan 3). Probabilitas ECL terbobot ini ditentukan dengan menjalankan setiap skenario melalui model ECL yang relevan dan mengalikannya dengan pembobotan skenario yang sesuai.

49. CREDIT RISK (continued)

e. Impairment assessment (continued)

Measuring ECL – Explanation of inputs, assumptions and estimation techniques (continued)

Forward-looking economic information is also included in determining the 12 month and lifetime PD, EAD and LGD. These assumptions vary by product type.

The assumptions underlying the ECL calculation - such as how the maturities profile of the PDs abd others – are monitored and reviewed on a yearly basis.

There have been no significant changes in estimation techniques or significant assumptions made during the reporting period.

Forward-looking information incorporated in the ECL models

The assessment of SICR and the calculation of ECL both incorporate forward-looking information. The Group has performed historical analysis and identified the key economic variables impacting credit risk and expected credit losses for each portfolio.

These economic variables and their associated impact on the PD, EAD and LGD vary by financial instrument. Forecasts of these economic variables (the base economic scenario) are provided by the Group on a quarterly basis and provide the best estimate view of the economy over the next 3 (three) years. The impact of these economic variables on the PD, EAD and LGD has been determined by performing statistical regression analysis to understand the impact changes in these variables have had historically on default rates and on the components of LGD and EAD.

In addition to the base economic scenario, the Group's Economics team also provide other possible scenarios along with scenario weightings. The number of other scenarios used is set based on the analysis of each major product type to ensure non-linearities are captured. The number of scenarios and their attributes are reassessed at each reporting date. The scenario weightings are determined by a combination of statistical analysis and expert credit judgement, taking account of the range of possible outcomes each chosen scenario is representative of.

The assessment of SICR is performed using the Lifetime PD under each of the base, and the other scenarios, multiplied by the associated scenario weighting. This determines whether the whole financial instrument is in Stage 1, Stage 2, or Stage 3 and hence whether 12-month or lifetime ECL should be recorded. Following this assessment, the Group measures ECL as either a probability weighted 12 month ECL (Stage 1), or a probability weighted lifetime ECL (Stages 2 and 3). These probability-weighted ECLs are determined by running each scenario through the relevant ECL model and multiplying it by the appropriate scenario weighting.

49. RISIKO KREDIT (lanjutan)

e. Evaluasi penurunan nilai (lanjutan)

Asumsi variabel ekonomi
Seperti halnya perkiraan ekonomi, proyeksi dan kemungkinan terjadinya tunduk pada tingkat ketidakpastian bawaan yang tinggi dan oleh karena itu hasil aktual memungkinkan berbeda secara signifikan dengan yang diproyeksikan. Grup menganggap ramalan ini untuk mewakili perkiraan terbaik dari hasil yang mungkin dan telah menganalisis non-linearitas dan asimetri dalam portofolio Grup yang berbeda untuk menetapkan bahwa skenario yang dipilih tepat mewakili berbagai skenario yang memungkinkan.

Penyisihan kerugian
Penyisihan kerugian yang diakui pada periode tersebut dipengaruhi oleh berbagai faktor, seperti dijelaskan di bawah ini:

- Transfer antara Tahap 1 dan Tahap 2 atau 3 karena instrumen keuangan mengalami peningkatan (atau penurunan) risiko kredit yang signifikan atau menjadi kredit yang mengalami penurunan nilai dalam periode tersebut, dan akibatnya "peningkatan" (atau "penurunan") antara 12 bulan dan ECL sepanjang umurnya;
- Penyisihan tambahan untuk instrumen keuangan baru yang diakui selama periode berjalan, serta penghentian pengakuan instrumen keuangan pada periode tersebut;
- Dampak pada pengukuran ECL karena perubahan PD, EAD dan LGD pada periode tersebut, yang timbul dari perubahan input secara rutin ke model;
- Dampak pada pengukuran ECL karena perubahan yang dilakukan pada model dan asumsi; dan
- Aset keuangan dihentikan pengakuannya selama periode berjalan dan penghapusan cadangan terkait dengan aset yang dihapusbukukan selama periode berjalan.

Kebijakan penghapusbukuan
Grup menghapus aset keuangan, seluruhnya atau sebagian, ketika telah melakukan semua upaya pemulihan dan telah menyimpulkan bahwa tidak ada ekspektasi yang wajar atas pemulihan. Indikator bahwa tidak ada ekspektasi pemulihan yang masuk akal termasuk (i) menghentikan aktivitas proses hukum dan (ii) ketika metode pemulihan Grup adalah pengambilalihan agunan dan nilai agunan sedemikian rupa sehingga tidak ada ekspektasi yang wajar untuk pemulihan sepenuhnya.

Grup dapat menghapusbukukan aset keuangan yang masih mengacu pada *enforcement activity.* Jumlah saldo kontraktual dari aset yang dihapusbukukan selama tahun yang berakhir pada tanggal 31 Desember 2024 adalah Rp634.768. Grup masih berupaya untuk memulihkan jumlah yang secara legal terutang sepenuhnya.

Modifikasi aset keuangan
Grup dapat melakukan modifikasi persyaratan pinjaman yang diberikan kepada pelanggan karena negosiasi ulang, atau untuk pinjaman yang bermasalah, dengan maksud untuk memaksimalkan pemulihan.

Kegiatan restrukturisasi tersebut termasuk pengaturan perpanjangan jangka waktu pembayaran, fleksibilitas pembayaran dan keringanan pembayaran. Kebijakan dan praktik restrukturisasi didasarkan pada indikator atau kriteria yang, menurut penilaian manajemen, mengindikasikan bahwa pembayaran kemungkinan besar akan berlanjut. Kebijakan ini terus ditinjau terus menerus. Restrukturisasi paling sering diterapkan pada pinjaman berjangka.

49. CREDIT RISK (continued)

e. Impairment assessment (continued)

Economic variable assumptions
As with any economic forecasts, the projections and likelihoods of occurrence are subject to a high degree of inherent uncertainty and therefore the actual outcomes may be significantly different to those projected. The Group considers these forecasts to represent its best estimate of the possible outcomes and has analysed the non-linearities and asymmetries within the Group's different portfolios to establish that the chosen scenarios are appropriately representative of the range of possible scenarios.

Loss allowance
The loss allowance recognized in the period is impacted by a variety of factors, as described below:

- *Transfers between Stage 1 and Stages 2 or 3 due to financial instruments experiencing significant increases (or decreases) of credit risk or becoming credit-impaired in the period, and the consequent "step up" (or "step down") between 12-month and Lifetime ECL;*
- *Additional allowances for new financial instruments recognized during the period, as well as releases for financial instruments de-recognized in the period;*
- *Impact on the measurement of ECL due to changes in PDs, EADs and LGDs in the period, arising from regular refreshing of inputs to models;*
- *Impacts on the measurement of ECL due to changes made to models and assumptions; and*
- *Financial assets derecognized during the period and write-offs of allowances related to assets that were written off during the period.*

Write-off policy
The Group writes off financial assets, in whole or in part, when it has exhausted all practical recovery efforts and has concluded there is no reasonable expectation of recovery. Indicators that there is no reasonable expectation of recovery include (i) ceasing enforcement activity and (ii) where the Group's recovery method is foreclosing on collateral and the value of the collateral is such that there is no reasonable expectation of recovering in full.

The Group may write-off financial assets that are still subject to enforcement activity. The outstanding contractual amounts of such assets written off during the year ended December 31, 2024 was Rp634,768. The Group still seeks to recover amounts it is legally owed in full.

Modification of financial assets
The Group sometimes modifies the terms of loans provided to customers due to commercial renegotiations, or for distressed loans, with a view to maximising recovery.

Such restructuring activities include extended payment term arrangements, payment holidays and payment forgiveness. Restructuring policies and practices are based on indicators or criteria which, in the judgement of management, indicate that payment will most likely continue. These policies are kept under continuous review. Restructuring is most commonly applied to term loans.

49. RISIKO KREDIT (lanjutan)

e. Evaluasi penurunan nilai (lanjutan)

Modifikasi aset keuangan (lanjutan)
Risiko gagal bayar aset tersebut setelah modifikasi dinilai pada tanggal pelaporan dan dibandingkan dengan risiko berdasarkan ketentuan awal pada saat pengakuan awal, ketika modifikasi tersebut tidak substansial sehingga tidak mengakibatkan penghentian pengakuan aset awal. Grup memantau kinerja selanjutnya dari aset yang dimodifikasi. Grup dapat menentukan bahwa risiko kredit telah meningkat secara signifikan setelah restrukturisasi, sehingga aset dipindahkan dari Tahap 3 atau Tahap 2 (ECL sepanjang umurnya) ke Tahap 1 (ECL 12 bulan).

Grup terus memantau jika terdapat peningkatan risiko kredit berikutnya yang signifikan sehubungan dengan aset tersebut melalui penggunaan model spesifik untuk aset yang dimodifikasi.

Pemetaan risiko kredit – *Treasury*
Untuk instrumen utang dalam portofolio *Treasury,* peringkat kredit lembaga pemeringkat eksternal digunakan. Peringkat yang digunakan ini diamati dan diperbarui secara berkelanjutan. Tingkat PD terkait didasarkan pada tingkat gagal bayar yang terealisasi seperti yang diterbitkan oleh lembaga pemeringkat.

Skala master memberikan masing-masing kategori peringkat kisaran probabilitas gagal bayar yang ditentukan, yang stabil dari waktu ke waktu. Metode penilaian tunduk pada validasi dan kalibrasi ulang tahunan sehingga mencerminkan proyeksi terbaru mengingat semua standar yang sebenarnya diamati.

Berikut ini adalah risiko kredit berdasarkan klasifikasi evaluasi penurunan nilai pada tanggal 31 Desember 2024 dan 2023:

49. CREDIT RISK (continued)

e. Impairment assessment (continued)

Modification of financial assets (continued)
The risk of default of such assets after modification is assessed at the reporting date and compared with the risk under the original terms at initial recognition, when the modification is not substantial and so does not result in derecognition of the original asset. The Group monitors the subsequent performance of modified assets. The Group may determine that the credit risk has significantly improved after restructuring, so that the assets are moved from Stage 3 or Stage 2 (Lifetime ECL) to Stage 1 (12-month ECL).

The Group continues to monitor if there is a subsequent significant increase in credit risk in relation to such assets through the use of specific models for modified assets.

Credit risk grading – Treasury
For debt securities in the Treasury portfolio, external rating agency credit grade are used. These published grades are continuously monitored and updated. The PD's associated with each grade are determined based on realised default rates as published by the rating agency.

The master scale assigns each rating category a specified range of probabilities of default, which is stable over time. The rating methods are subject to an annual validation and recalibration so that they reflect the latest projections in the light of all actually observed default.

Below are credit risks based on the allowance for impairment losses assessment classification as of December 31, 2024 and 2023:

	2024						
	Tahap 1/ *Stage 1*	**Tahap 2/ *Stage 2***	**Tahap 3/ *Stage 3***	**Nilai tercatat/ *Carrying amount***	**Cadangan kerugian penurunan nilai/ *Allowance for impairment losses***	***Nilai tercatat bersih/ Net carrying amount***	
Posisi keuangan							***Financial position***
Giro pada Bank Indonesia	5.584.147	-	-	5.584.147	-	5.584.147	*Current accounts with Bank Indonesia*
Giro pada bank lain	505.084	-	-	505.084	277	504.807	*Current accounts with other banks*
Penempatan pada				-			*Placements with*
Bank Indonesia dan Bank lain	1.633.470	-	-	1.633.470	1.278	1.632.192	*Bank Indonesia and other banks*
Surat berharga				-			*Marketable securities*
Biaya perolehan diamortisasi	12.582.874	-	-	12.582.874	3.047	12.579.827	*Amortized cost*
Nilai wajar melalui				-			*Fair value through*
pendapatan komprehensif lai	7.784.671	-	-	7.784.671	6	7.784.665	*other comprehensive income*
Surat berharga yang dijual				-			*Marketable securities sold under*
dengan janji dibeli kembali	9.149.544	-	-	9.149.544	-	9.149.544	*repurchased agreement*
Tagihan dari surat berharga yang				-			*Receivable from marketable securities*
dibeli dengan janji dijual kembali	617.860	-	-	617.860	-	617.860	*purchased under resale agreement*
Tagihan *spot* dan derivatif	1.144	-	-	1.144	-	1.144	*Receivables of spot and derivatif*
Tagihan lainnya	333.339	-	-	333.339	79.003	254.336	*Other receivables*
Kredit yang diberikan	71.454.151	863.037	3.035.552	75.352.740	2.113.224	73.239.516	*Loans*
Aset lain-lain	332.618	-	-	332.618	-	332.618	*Other assets*
Jumlah	**109.978.902**	**863.037**	**3.035.552**	**113.877.491**	**2.196.835**	**111.680.655**	***Total***

49. RISIKO KREDIT (lanjutan) / *49. CREDIT RISK (continued)*

e. Evaluasi penurunan nilai (lanjutan) / *e. Impairment assessment (continued)*

2024

	Tahap 1/ *Stage 1*	Tahap 2/ *Stage 2*	Tahap 3/ *Stage 3*	Nilai tercatat/ *Carrying amount*	Cadangan kerugian penurunan nilai/ *Allowance for impairment losses*	Nilai tercatat bersih/ *Net carrying amount*	
Rekening administratif							***Administrative accounts***
Fasilitas kredit kepada nasabah yang belum digunakan	4.077.033	4.033	180.943	4.262.009	(1.189)	4.263.198	*Unused loans commitments granted to customers*
Bank garansi yang diterbitkan	692.297	-	-	692.297	(32)	692.329	*Bank guarantees issued*
Jumlah	**4.769.330**	**4.033**	**180.943**	**4.954.306**	**(1.221)**	**4.955.527**	***Total***

2024

	Tidak mengalami penurunan nilai/ *Not-impaired*	Individu/ *Indiviual*	Kolektif/ *Collective*	Jumlah/ *Total*	
Syariah	13.612.664	349.267	-	13.961.931	*Sharia*
Cadangan kerugian penurunan nilai	(81.654)	(126.890)	-	(208.544)	*Allowance for impairment losses*
Syariah - Neto	13.531.010	222.377	-	13.753.387	***Sharia - Net***
Jumlah, neto	**13.531.010**	**222.377**	**-**	**13.753.387**	***Total, net***

2023

	Tahap 1/ *Stage 1*	Tahap 2/ *Stage 2*	Tahap 3/ *Stage 3*	Nilai tercatat/ *Carrying amount*	Cadangan kerugian penurunan nilai/ *Allowance for impairment losses*	Nilai tercatat bersih/ *Net carrying amount*	
Posisi keuangan							***Financial position***
Giro pada Bank Indonesia	7.971.412	-	-	7.971.412	-	7.971.412	*Current accounts with Bank Indonesia*
Giro pada bank lain	491.330	-	-	491.330	(1.077)	490.253	*Current accounts with other banks*
Penempatan pada Bank Indonesia dan bank lain	5.234.721	-	-	5.234.721	(5.026)	5.229.695	*Placements with Bank Indonesia and other banks*
Surat berharga							*Marketable securities*
Biaya perolehan diamortisasi	8.561.159	-	-	8.561.159	(112)	8.561.047	*Amortized cost*
Nilai wajar melalui pendapatan komprehensif lai	7.762.560	-	-	-	-	-	*Fair value through other comprehensive income*
Surat berharga yang dijual dengan janji dibeli kembali	8.303.663	-	-	8.303.663	-	8.303.663	*Marketable securities sold under repurchased agreement*
Tagihan berharga yang dibeli dengan janji dijual kembali	6.247.318	-	-	6.247.318	-	6.247.318	*Marketable securities purchased under resale agreement*
Tagihan spot dan derivatif	-	-	-	-	-	-	*Receivables of spot and derivatif*
Tagihan lainnya	275.049	-	-	275.049	(58.656)	216.393	*Other receivables*
Kredit yang diberikan dan piutang/pembiayaan syariah	49.717.185	669.960	2.185.898	52.573.043	(1.311.513)	51.261.530	*Loans and sharia receivables/financing*
Aset lain-lain	380.147	-	-	380.147	-	380.147	*Other assets*
Jumlah	94.944.544	669.960	2.185.898	90.037.842	(1.376.384)	88.661.458	***Total***
Rekening administratif							***Administrative accounts***
Fasilitas kredit kepada nasabah yang belum digunakan	3.770.265	-	-	-	-	3.770.265	*Unused loans commitments granted to customers*
Bank garansi yang diterbitkan	699.574	-	-	-	-	699.574	*Bank guarantees issued*
Jumlah	4.469.839	-	-	-	-	4.469.839	***Total***

49. RISIKO KREDIT (lanjutan)

e. Evaluasi penurunan nilai (lanjutan)

49. CREDIT RISK (continued)

e. Impairment assessment (continued)

	2023				
	Tidak mengalami penurunan nilai/ *Not-impaired*	**Individu/ *Indiviual***	**Kolektif/ *Collective***	**Jumlah/ *Total***	
Syariah	1.986.968	200.892	-	2.187.860	*Sharia*
Cadangan kerugian penurunan nilai	(17.395)	(35.997)	-	(53.392)	*Allowance for impairment losses*
Syariah - Neto	1.969.573	164.895	-	2.134.468	***Sharia - Net***
Jumlah, neto	1.969.573	164.895	-	2.134.468	***Total, net***

Pengukuran Kerugian Kredit Ekpektasian

Perhitungan pencadangan Grup mengacu pada PSAK 109 yang memperkenalkan metode kerugian kredit ekspektasian dalam mengukur kerugian instrumen keuangan akibat penurunan nilai instrumen keuangan. PSAK 109 mensyaratkan pengakuan segera atas dampak perubahan kerugian kredit ekspektasian setelah pengakuan awal aset keuangan.

Jika pada tanggal pelaporan, risiko kredit atas instrumen keuangan tidak meningkat secara signifikan sejak pengakuan awal, Grup mengukur penyisihan kerugian untuk instrumen keuangan tersebut sejumlah kerugian ekspektasian 12 (dua belas) bulan. Grup mengukur penyisihan kerugian instrumen keuangan sejumlah kerugian kredit ekspektasian sepanjang umurnya, jika risiko kredit atas instrumen keuangan tersebut meningkat secara signifikan sejak pengakuan awal.

Grup mengembangkan permodelan parameter risiko seperti PD (*Probability of Default*), LGD (*Loss Given Default*) dan EAD (*Exposure at Default*) yang digunakan sebagai komponen perhitungan kerugian kredit ekspektasian.

Kriteria *Staging*

PSAK 109 mensyaratkan entitas untuk mengelompokkan aset keuangan ke dalam tiga tahapan penurunan nilai (*stage* 1, *stage* 2 dan *stage* 3) dengan menentukan apakah terjadi peningkatan risiko kredit yang signifikan. Grup mengukur cadangan kerugian sejumlah kerugian kredit ekpektasian 12 bulan untuk aset keuangan yang memiliki risiko kredit rendah pada tanggal pelaporan (stage 1) dan kerugian kredit sepanjang umur untuk aset keuangan yang mengalami peningkatan risiko kredit yang signifikan (stage 2).

Pada setiap tanggal pelaporan, Grup menilai apakah risiko kredit atas instrumen keuangan telah meningkat secara signifikan ("SICR") sejak pengakuan awal. Dalam melakukan penilaian tersebut, Grup membandingkan risiko gagal bayar pada saat pengakuan awal serta mempertimbangkan informasi yang wajar dan terdukung yang tersedia tanpa biaya atau upaya berlebihan, yang merupakan indikasi peningkatan risiko kredit secara signifikan ("SICR") sejak pengakuan awal.

Secara umum aset keuangan dengan tunggakan 30 hari atau lebih dan belum mengalami penurunan nilai akan selalu dianggap telah mengalami peningkatan risiko kredit yang signifikan ("SICR"). Aset keuangan hanya akan dianggap mengalami penurunan nilai dan kerugian kredit ekspektasian sepanjang umurnya diakui, jika terdapat bukti objektif penurunan nilai yang dapat diobservasi, termasuk antara lain gagal bayar atau mengalami kesulitan keuangan yang signifikan.

Measurement of Expected Credit Loss

The calculation of the Group provisions refers to PSAK 109 which introduces the expected credit loss method to measure the loss of a financial instrument resulting from the impairment of financial instruments. PSAK 109 requires immediate recognition for the impact of expected credit loss changes after initial recognition of the financial asset.

If at the reporting date, credit risk on a financial instrument has not increased significantly since initial recognition, the Group shall measure the allowance for losses for that financial instrument at the amount of 12 (twelve) months expected losses. The Group shall measure the allowance for losses on a financial instrument at the amount of expected credit losses over its lifetime, if the credit risk on that financial instrument has increased significantly since initial recognition.

The Group develops risk parameter modelling such as PD (Probability of Default), LGD (Loss Given Default) and EAD (Exposure at Default) which are used as components for calculating expected credit losses

Staging Criteria

PSAK 109 requires entity to classify financial instruments into three stages of impairment (stage 1, stage 2, and stage 3) by determining whether there is a significant increase in credit risk. The Group measures the allowance for losses of an expected 12 months credit loss for financial assets with low credit risk at the reporting date (stage 1) and lifetime credit losses for financial assets with a significant increase in credit risk (stage 2).

At each reporting date, the Group assesses whether the credit risk of the financial instrument has increased significantly ("SICR") since initial recognition. In making that assessment, the Group compares the risk of default on initial recognition and considers the reasonable and supportable information available without undue cost or effort, which is an indication of a significant increase in credit risk ("SICR") since initial recognition.

In general, financial assets with arrears of 30 days or more and not yet experiencing an impairment will always be considered to have significant increase credit risk ("SICR"). Financial assets are only considered impaired and expected credit losses over their lifetime are recognised, if there is observable objective evidence of impairment, including, among others, default or experiencing significant financial difficulties

49. RISIKO KREDIT (lanjutan)

e. Evaluasi penurunan nilai (lanjutan)

Pemetaan risiko kredit – Treasury (lanjutan)

Informasi *forward-looking*

Dalam menghitung kerugian kredit ekspektasian, Grup memperhitungkan pengaruh dari *macroeconomic forecast*. Selain itu, Grup juga menentukan *probability weighted* untuk kemungkinan terjadinya sebuah skenario makro tersebut.

Berbagai *macroeconomic variable* ("MEV") digunakan dalam permodelan PSAK 109 tergantung pada hasil analisis statistik kesesuaian MEV dengan data historis pembuatan impairment model. Perhitungan kerugian kredit ekspektasian dan *macroeconomic forecast* ("MEV") tersebut direviu oleh Grup secara berkala. MEV yang digunakan Grup antara lain GDP, nilai inflasi, nilai kurs dan lain-lain.

Aset keuangan yang mengalami penurunan nilai secara individual adalah aset keuangan yang signifikan secara individual dan telah terdapat bukti objektif bahwa penurunan nilai individual telah terjadi setelah pengakuan awal aset keuangan tersebut.

Sesuai kebijakan internal Grup, kredit yang ditentukan sebagai signifikan secara individual adalah kredit yang diberikan kepada debitur-debitur segmen korporasi dan komersial.

Pengukuran secara individu dilakukan dengan melihat selisih antara seluruh arus kas kontraktual yang jatuh tempo kepada entitas sesuai dengan kontrak dan seluruh arus kas yang diperkirakan diterima Grup (yaitu seluruh kekurangan kas), didiskontokan dengan suku bunga efektif.

Aset keuangan yang tidak signifikan secara individual dan penurunan nilainya dinilai secara kolektif

Aset keuangan yang nilainya tidak signifikan secara individual adalah kredit dan piutang yang diberikan oleh Grup kepada debitur-debitur segmen ritel yaitu debitur kredit Usaha Kecil Menengah ("UKM"), kredit pembiayaan konsumen (termasuk kredit pembiayaan bersama), kredit pemilikan dan perbaikan rumah dan kredit kendaraan bermotor.

Grup menentukan penurunan nilai aset keuangan yang tidak signifikan secara individual dan penurunan nilainya dinilai secara kolektif, dengan mengelompokkan aset keuangan tersebut berdasarkan karakteristik risiko yang serupa.

Pengukuran secara kolektif dilakukan secara statistik menggunakan parameter PD (*Probability of Default*), LGD (*Loss Given Default*) dan EAD (*Exposure at Default*).

49. CREDIT RISK (continued)

e. Impairment assessment (continued)

Credit risk grading – Treasury (continued)

Forward-looking Information

In calculating expected credit losses, the Group considers the effect of the macroeconomic forecast. In addition, the Group also determines a probability weighted for the possibility of such macro scenario.

Various macroeconomic variables ("MEV") are used in the modelling of PSAK 109 depending on the results of statistical analysis of the suitability of the MEV with historical data for impairment model development. The calculation of the expected credit loss and the macroeconomic forecast ("MEV") are reviewed by the Group periodically. MEV used by the Group includes GDP, inflation rate, exchange rate and others.

Individually impaired financial assets
Individually impaired financial assets are financial assets that are individually significant and there is objective evidence that impairment loss has incurred after initial recognition of the financial assets.

Based on the Group's internal policy, loans that are determined to be individually significant are loans to corporate and commercial debtors.

Individual measurements are made by considering the difference between all contractual cash flows that are due to the entity in accordance with the contract and all cash flows that the Group expects to receive (i.e. all cash shortfalls), discounted with the effective interest rate.

Financial assets that are not individually significant and assessed for collective impairment

Financial assets that are not individually significant consist of loans and receivables of the Group to retail debtors, i.e. Small & Medium Enterprise ("SME") debtors, consumer financing receivables (including joint financing) debtors, mortgage and its housing renovation loans and vehicle loans.

The Group determines that impairment losses of financial assets that are not individually significant are assessed collectively, by grouping those financial assets based on similar risk characteristics.

Collective measurement is done statistically using the parameters PD (Probability of Default), LGD (Loss Given Default) and EAD (Exposure at Default).

50. RISIKO PASAR / *MARKET RISK*

Risiko pasar adalah risiko yang terjadi pada posisi laporan posisi keuangan konsolidasian dan rekening administratif, karena adanya perubahan variabel pasar. Variabel pasar seperti tingkat bunga dan nilai tukar. Risiko pasar hampir melekat pada seluruh kegiatan operasional Grup, baik pada *banking book* maupun *trading book* .

Market risk is the risks on the consolidated statement of financial position and administrative accounts due to changes in market variables. Market variables consist of interest rates and exchange rates. Market risk is an inherent risk in most of the Group's operational activities involving banking books and the trading books.

Pengelolaan risiko pasar dilakukan sesuai dengan kebijakan dan prosedur Grup yang berkaitan dengan produk dan jasa serta aktivitas treasury dan risiko yang melekat pada bisnis.

Management of market risk is performed in accordance with the Group's policies and procedures related with the products and services and also treasury activities and the inherent risk of the business.

Risiko suku bunga timbul akibat perubahan harga instrumen keuangan dari posisi trading book atau akibat perubahan nilai ekonomis posisi *banking book* , karena perubahan suku bunga.

Interest rate risk is risk as the effect of changes in the financial instrument prices from the trading book position or the effect of changes of the economic value position of the banking book because of the change in the interest rate.

Dalam mengelola risiko suku bunga dilakukan pada eksposur *banking book,* dengan memperhatikan posisi gap aset dan liabilitas Grup yang sensitif terhadap pergerakan suku bunga yang mempengaruhi stabilitas tingkat profitabilitas Grup.

Management of interest rate risk is performed on banking book exposure by considering the gap position of the Group's assets and liabilities, which are sensitive to interest rate movements, which influence the stability of the Group's profitability level.

Tabel di bawah ini merupakan rata-rata tingkat suku bunga kontraktual per tahun untuk aset dan liabilitas keuangan yang signifikan pada tanggal 31 Desember 2024 dan 2023:

The tables below summarize the average of contractual interest rates per annum for significant financial assets and liabilities as of December 31, 2024 and 2023:

	2024		
	Rupiah/ *Rupiah*	**Mata uang asing/ *Foreign currencies***	
Aset			***Assets***
Giro pada Bank Indonesia	0,00%	0,00%	*Current accounts with Bank Indonesia*
Giro pada bank lain	0,07%	0,02%	*Current accounts with other banks*
Penempatan pada Bank Indonesia dan bank lain	5,99%	5,21%	*Placements with Bank Indonesia and other banks*
Surat-surat berharga	5,64%	0,00%	*Marketable securities*
Surat berharga yang dijual dengan janji dibeli kembali	6,73%	0,00%	*Marketable securities sold under repurchased agreement*
Surat berharga yang dibeli dengan janji dijual kembali	5,66%	0,00%	*Marketable securities purchased under resale agreement*
Kredit yang diberikan dan piutang/pembiayaan syariah	10,50% - 12,75%	0,00%	*Loans and sharia receivables/financing*
Liabilitas			***Liabilities***
Simpanan dari nasabah	1,95%	0,37%	*Deposits from customers*
Simpanan dari bank lain	2,63%	2,29%	*Deposits from other banks*

	2023		
	Rupiah/ *Rupiah*	**Mata uang asing/ *Foreign currencies***	
Aset			***Assets***
Giro pada Bank Indonesia	0,00%	0,00%	*Current accounts with Bank Indonesia*
Giro pada bank lain	0,10%	0,89%	*Current accounts with other banks*
Penempatan pada Bank Indonesia dan bank lain	6,06%	5,70%	*Placements with Bank Indonesia and other banks*
Surat-surat berharga	5,63%	0,00%	*Marketable securities*
Surat berharga yang dijual dengan janji dibeli kembali	6,46%	0,00%	*Marketable securities sold under repurchased agreement*
Surat berharga yang dibeli dengan janji dijual kembali	6,32%	0,00%	*Marketable securities purchased under resale agreement*
Kredit yang diberikan dan piutang/pembiayaan syariah	10,50% - 12,75%	0,00%	*Loans and sharia receivables/financing*
Liabilitas			***Liabilities***
Simpanan dari nasabah	0,00% - 3,51%	0,00% - 1,65%	*Deposits from customers*
Simpanan dari bank lain	0,00% - 3,43%	-	*Deposits from other banks*

50. RISIKO PASAR (lanjutan) / *MARKET RISK (continued)*

Tabel berikut mengikhtisarkan eksposur Grup terhadap risiko tingkat suku bunga *(gross)* yang mungkin berdampak kepada arus kas di masa depan pada tanggal 31 Desember 2024 dan 2023:

The table below summarizes the Group's exposure to interest rate risk (gross) which may affect the future cash flows as of December 31, 2024 and 2023:

	2024						
	Suku bunga mengambang/ *Floating interest rate*						
	< 3 bulan/ *< 3 months*	3 - 12 bulan/ *3 - 12 months*	> 1 tahun/ *> 1 years*	Suku bunga tetap/ *Fixed interest rate*	Tidak dikenakan bunga/ *Non-interest bearing*	Jumlah/ *Total*	
Aset keuangan							***Financial assets***
Kas	2.867.479	-	-	-	-	2.867.479	*Cash*
Giro pada Bank Indonesia	-	-	-	-	5.584.147	5.584.147	*Current accounts with Bank Indonesia*
Giro pada bank lain	-	-	-	34.996	469.911	504.907	*Current accounts with other banks*
Penempatan pada Bank Indonesia dan bank lain	-	-	-	1.632.192	-	1.632.192	*Placements with Bank Indonesia and other banks*
Surat-surat berharga							*Marketable securities*
Biaya perolehan diamortisasi	-	-	-	12.579.826	-	12.579.826	*Amortized cost*
Nilai wajar melalui pendapatan komprehensif lain	-	-	-	7.784.666	-	7.784.666	*Fair value through other comprehensive income*
Surat berharga dijual dengan janji dibeli kembali	-	-	-	9.149.544	-	9.149.544	*Marketable securities sold under repurchased agreement*
Tagihan dari surat berharga dibeli dengan janji dijual kembali	-	-	-	617.860	-	617.860	*Receivables from marketable securities purchased under under resale agreement*
Tagihan lainnya	254.336	-	-	-	-	254.336	*Other receivable*
Kredit yang diberikan dan piutang/pembiayaan syariah							*Loans and sharia receivables/financing*
Modal kerja	-	-	-	19.760.794	-	19.760.794	*Working capital*
Investasi	-	-	-	10.157.810	-	10.157.810	*Investment*
Konsumsi	-	-	-	43.320.912	-	43.320.912	*Consumption*
Pendapatan bunga yang masih akan diterima	790.520	-	-	-	-	790.520	*Interest receivable*
Jumlah aset keuangan	**3.912.335**	**-**	**-**	**105.038.601**	**6.054.058**	**115.004.994**	*Total financial assets*
Liabilitas keuangan							***Financial liabilities***
Liabilitas segera	914.703	-	-	-	-	914.703	*Obligations due immediately*
Simpanan dari nasabah							*Deposits from customers*
Giro	-	-	-	14.968.753	1.450.330	16.419.084	*Current accounts*
Tabungan	-	-	-	29.731.876	1.894.365	31.626.241	*Savings accounts*
Deposito berjangka	-	-	-	27.007.540	3.974	27.011.514	*Time deposits*
Simpanan dari bank lain	-	-	-	582.953	150.821	733.774	*Deposits from other banks*
Pinjaman yang diterima	-	-	-	-	1.527.532	1.527.532	*Borrowings*
Beban yang masih harus dibayar	442.600	-	-	-	-	442.600	*Accrued expenses*
Liabilitas lain-lain	809.256	-	-	-	-	809.256	*Other liabilities*
Jumlah liabilitas keuangan	**2.166.559**	**-**	**-**	**72.291.122**	**5.027.022**	**79.484.703**	*Total financial liabilities*
Gap *repricing* suku bunga, neto	**6.078.894**	**-**	**-**	**177.329.723**	**11.081.080**	**194.489.698**	***Net interest repricing gap***

50. RISIKO PASAR (lanjutan) / *50. MARKET RISK (continued)*

	2023						
	Suku bunga mengambang/ *Floating interest rate*						
	< 3 bulan/ *< 3 months*	3 - 12 bulan/ 3 - 12 *months*	> 1 tahun/ *> 1 years*	Suku bunga tetap/ *Fixed interest rate*	Tidak dikenakan bunga/ *Non-interest bearing*	Jumlah/ *Total*	
Aset keuangan							***Financial assets***
Kas	2.652.775	-	-	-	-	2.652.775	*Cash*
Giro pada Bank Indonesia	7.971.412	-	-	-	-	7.971.412	*Current accounts with Bank Indonesia*
Giro pada bank lain	490.253	-	-	-	-	490.253	*Current accounts with other banks*
Penempatan pada Bank Indonesia dan bank lain	5.229.695	-	-	-	-	5.229.695	*Placements with Bank Indonesia and other banks*
Surat-surat berharga							*Marketable securities*
Biaya perolehan diamortisasi	2.334.459	1.481.901	4.744.401	-	-	8.560.761	*Amortized cost*
Nilai wajar melalui pendapatan komprehensif lain	7.762.560	-	-	-	-	7.762.560	*Fair value through other comprehensive income*
Surat berharga dijual dengan janji dibeli kembali	6.948.304	-	-	-	-	6.948.304	*Marketable securities sol under repurchased agreement*
Surat berharga dibeli dengan janji dijual kembali	6.247.318	-	-	-	-	6.247.318	*Marketable securities purchased under resale agreement*
Tagihan lainnya	223.138	-	-	-	-	223.138	*Other receivable*
Kredit yang diberikan dan piutang/pembiayaan syariah							*Loans and sharia receivables/financing*
Modal kerja	-	-	-	15.550.351	-	15.550.351	*Working capital*
Investasi	-	-	-	8.002.279	-	8.002.279	*Investment*
Konsumsi	-	-	-	31.208.273	-	31.208.273	*Consumption*
Pendapatan bunga yang masih akan diterima	287.221	14.280	384.233	-	-	685.734	*Interest receivable*
Jumlah aset keuangan	**40.147.135**	**1.496.181**	**5.128.634**	**54.760.903**	**-**	**101.532.853**	*Total financial assets*
Liabilitas keuangan							***Financial liabilities***
Liabilitas segera	987.604	-	-	-	-	987.604	*Obligations due immediately*
Simpanan dari nasabah							*Deposits from customers*
Giro	20.926.363	-	-	-	-	20.926.363	*Current accounts*
Tabungan	28.815.896	-	-	-	-	28.815.896	*Savings accounts*
Deposito berjangka	-	-	-	28.454.651	-	28.454.651	*Time deposits*
Simpanan dari bank lain	2.570.985	8.260	500	-	-	2.579.745	*Deposits from other banks*
Pinjaman yang diterima	-	530.156	-	-	66.821	596.977	*Borrowings*
Beban yang masih harus dibayar	504.748	-	-	-	-	504.748	*Accrued expenses*
Liabilitas lain-lain	779.314	-	-	-	-	779.314	*Other liabilities*
Jumlah liabilitas keuangan	**54.584.910**	**538.416**	**500**	**28.454.651**	**66.821**	**83.645.298**	*Total financial liabilities*
Gap *repricing* suku bunga, neto	**(14.437.775)**	**957.765**	**5.128.134**	**26.306.252**	**(66.821)**	**17.887.555**	***Net interest repricing gap***

Grup memiliki eksposur terhadap risiko tingkat suku bunga dalam mata uang Dolar Singapura, Dolar Amerika Serikat, Euro dan lainnya.

The Group has other exposure to interest rate risks in Singapore Dollar, United States Dollar, Euro and others.

Risiko nilai tukar adalah risiko nilai instrumen keuangan yang akan berfluktuasi karena adanya perubahan dalam nilai tukar valuta asing.

Foreign exchange risk is the risk on the financial instruments value, which will fluctuate due to exchange rate volatility.

Risiko mata uang adalah kemungkinan kerugian pendapatan yang timbul dari perubahan kurs valuta asing. Grup mengelola eksposur terhadap pengaruh fluktuasi nilai tukar mata uang asing dengan mempertahankan risiko mata uang asing dalam pedoman peraturan yang ada (yakni menjaga Posisi Devisa Neto sesuai dengan peraturan Bank Indonesia).

Foreign currency risk is the probability of loss of earnings arising from changes in foreign exchange rates. The Group manages exposure to effects of fluctuations in foreign currency exposure within the existing regulatory guidelines (i.e. maintaining the Net Open Position based on Bank Indonesia regulations).

50. RISIKO PASAR (lanjutan)

Pada tanggal 31 Desember 2024 dan 2023, pengaruh nilai tukar mata uang asing tidak signifikan terhadap Grup.

Risiko likuiditas adalah risiko akibat ketidakmampuan Grup untuk memenuhi liabilitas yang jatuh tempo dari sumber pendanaan arus kas dan/atau dari aset likuid berkualitas tinggi yang dapat diagunkan tanpa mengganggu aktivitas dan kondisi keuangan Grup.

Grup melakukan pengukuran risiko likuiditas menggunakan *Liquidity Risk Model* dengan metodologi *maturity profile gap.* Pengelolaan kondisi likuiditas harian dilakukan oleh Unit *Treasury* dan perubahan eksternal serta makro ekonomi yang terjadi dengan segera diinformasikan dan diambil strategi serta kebijakan internal antara lain melalui mekanisme *Asset and Liabilities Committee* (ALCO).

Rasio dari aset likuid neto terhadap simpanan nasabah adalah sebagai berikut:

50. MARKET RISK (continued)

As of December 31, 2024 and 2023, the effect of foreign exchange rates fluctuations is insignificant to the Group.

Liquidity risk is the risk which is caused by the Group's inability to fulfil its obligations when they become due from cash flow financing sources and/or high quality liquid assets that can be pledged without affecting the Group's activities and financial condition.

The Group measures liquidity risk using the Liquidity Risk Model based on maturity profile gap methodology. Daily liquidity condition management is performed by the Treasury Unit and external and macro economic changes are immediately informed, and strategy and internal policies are undertaken, among others, through the Asset and Liabilities Committee (ALCO) mechanism.

The ratio of net liquid assets to deposits from customers are as follows:

	2024	2023	
Kas dan setara kas	10.690.280	16.350.238	*Cash and cash equivalent*
Surat berharga yang dijual dengan janji dibeli kembali	9.149.544	8.303.663	*Marketable securities sold under purchased agreement*
Tagihan *reverse repo*	617.860	6.247.318	*Reverse repo receivables*
Simpanan dari bank lain	733.874	(2.540.889)	*Deposits from other banks*
Jumlah	**21.191.558**	**28.360.330**	***Total***
Simpanan dari nasabah	75.056.838	78.196.910	*Deposits from customers*
Rasio aset likuid neto terhadap simpanan dari nasabah	**28,23%**	**36,27%**	*Ratio of net liquid assets to deposit from customers*

50. RISIKO PASAR (lanjutan)

Tabel jatuh tempo berikut menyajikan informasi mengenai perkiraan sisa jatuh tempo dari aset dan liabilitas keuangan (pokok saja) pada tanggal 31 Desember 2024 dan 2023:

50. MARKET RISK (continued)

The following maturity tables provide information about the expected maturities within which financial assets and liabilities (principal only) as of December 31, 2024 and 2023:

	2024						
	Nilai tercatat/ *Carrying value*	**< 1 bulan/ *month***	**1- 3 bulan/ *months***	**3 - 6 bulan/ *months***	**6 - 12 bulan/ *months***	**> 12 bulan/ months**	
Aset keuangan							***Financial assets***
Kas	2.867.479	2.867.479	-	-	-	-	*Cash*
Giro pada Bank Indonesia	5.584.147	5.584.147	-	-	-	-	*Current accounts with Bank Indonesia*
Giro pada bank lain	505.084	505.084	-	-	-	-	*Current accounts with other banks*
Penempatan pada Bank Indonesia dan bank lain	1.632.192	1.732.192	-	-	-	-	*Placements with Bank Indonesia and other banks*
Surat-surat berharga							*Marketable securities*
Biaya perolehan diamortisasi	12.579.826	3.623.150	830.527	1.884.493	2.681.239	3.560.418	*Amortized cost*
Nilai wajar melalui pendapatan komprehensif lain	7.784.666	399.427	486.235	777.629	1.277.342	4.844.034	*Fair value through other comprehensive income*
Surat berharga dijual dengan janji dibeli kembali	9.149.544	9.149.544	-	-	-	-	*Marketable securities sol under repurchased agreement*
Surat berharga dibeli dengan janji dijual kembali	617.860	231.199	-	386.661	-	-	*Marketable securities purchased under resale agreement*
Tagihan *spot* dan derivatif	1.144	1.144	-	-	-	-	*Other receivable*
Tagihan lainnya	254.336	254.336	-	-	-	-	*Other receivable*
Kredit yang diberikan dan piutang/pembiayaan syariah	73.239.516	820.225	2.072.791	1.847.495	3.880.548	64.618.458	*Loans and sharia receivables/financing*
Pendapatan bunga yang masih akan diterima	790.520	-	-	-	-	-	*Interest receivable*
Beban dibayar dimuka	206.572	-	-	-	-	-	*Prepaid expense*
Aset tetap - neto	1.925.721	-	-	-	-	-	*Fixed asset, net*
Aset pajak tangguhan	438.391	-	-	-	-	-	*Deferred tax assets, net*
Aset lain-lain	332.618	-	-	-	-	-	*Other assets*
Jumlah aset keuangan	**117.909.617**	**25.167.928**	**3.389.553**	**4.896.277**	**7.839.128**	**73.022.910**	*Total financial assets*
Liabilitas keuangan							***Financial liabilities***
Liabilitas segera	914.703	-	-	-	-	-	*Obligations due immediately*
Simpanan dari nasabah	90.015.611	69.633.942	11.342.348	4.961.549	3.952.697	125.075	*Deposits from customers*
Simpanan dari bank lain	864.315	835.505	15.880	2.530	9.900	500	*Deposits from other banks*
Pinjaman yang diterima	1.527.532	-	-	-	-	-	*Borrowings*
Beban yang masih harus dibayar	442.600	-	-	-	-	-	*Accrued expenses*
Utang pajak	85.316	-	-	-	-	-	*Tax liabilities*
Liabilitas lain-lain	809.256	-	-	-	-	-	*Other liabilities*
Jumlah liabilitas keuangan	**94.659.333**	**70.469.447**	**11.358.228**	**4.964.079**	**3.962.597**	**125.575**	*Total financial liabilities*
Perbedaan jatuh tempo	**212.568.950**	**95.637.375**	**14.747.781**	**9.860.356**	**11.801.725**	**73.148.485**	***Maturity gap***

50. RISIKO PASAR (lanjutan) / *50. MARKET RISK (continued)*

	2023						
	Nilai tercatat/ *Carrying value*	< 1 bulan/ *month*	1- 3 bulan/ *months*	3 - 6 bulan/ *months*	6 - 12 bulan/ *months*	> 12 bulan/ months	
Aset keuangan							***Financial assets***
Kas	2.652.775	2.652.775	-	-	-	-	*Cash*
Giro pada Bank Indonesia	7.971.412	7.073.597	-	-	-	897.815	*Current accounts with Bank Indonesia*
Giro pada bank lain	490.253	490.253	-	-	-	-	*Current accounts with other banks*
Penempatan pada Bank Indonesia dan bank lain	5.229.695	5.228.200	1.495	-	-	-	*Placements with Bank Indonesia and other banks*
Surat-surat berharga							*Marketable securities*
Biaya perolehan diamortisasi	8.560.761	830.243	1.504.216	783.350	698.551	4.744.401	*Amortized cost*
Nilai wajar melalui pendapatan komprehensif lain	7.762.560	7.732.011	30.549	-	-	-	*Fair value through other comprehensive income*
Surat berharga dijual dengan janji dibeli kembali	6.948.304	6.948.304	-	-	-	-	*Marketable securities sol under repurchased agreement*
Surat berharga dibeli dengan janji dijual kembali	6.247.318	6.197.612	49.706	-	-	-	*Marketable securities purchased under resale agreement*
Tagihan lainnya	216.393	216.393	-	-	-	-	*Other receivable*
Kredit yang diberikan dan piutang/pembiayaan syariah	53.395.998	318.988	984.387	2.665.789	3.506.448	45.920.386	*Loans and sharia receivables/financing*
Pendapatan bunga yang masih akan diterima	685.734	251.395	35.826	8.246	6.034	384.233	*Interest receivable*
Beban dibayar dimuka	207.452	-	-	-	-	-	*Prepaid expense*
Aset tetap - neto	1.277.713	-	-	-	-	-	*Fixed asset, net*
Aset pajak tangguhan	472.123	-	-	-	-	-	*Deferred tax assets, net*
Aset lain-lain	380.147	-	-	-	-	-	*Other assets*
Jumlah aset keuangan	**102.498.638**	**37.939.771**	**2.606.179**	**3.457.385**	**4.211.033**	**51.946.835**	***Total financial assets***
Liabilitas keuangan							***Financial liabilities***
Liabilitas segera	987.605	987.605	-	-	-	-	*Obligations due immediately*
Simpanan dari nasabah	78.196.910	22.457.975	5.462.113	2.436.735	7.344.737	40.495.350	*Deposits from customers*
Simpanan dari bank lain	2.579.744	2.541.704	29.280	60	8.200	500	*Deposits from other banks*
Pinjaman yang diterima	596.978	189.984	-	-	-	406.994	*Borrowings*
Beban yang masih harus dibayar	504.748	504.748	-	-	-	-	*Accrued expenses*
Utang pajak	143.245	-	-	-	-	-	*Tax liabilities*
Liabilitas lain-lain	779.314	779.314	-	-	-	-	*Other liabilities*
Jumlah liabilitas keuangan	**83.788.544**	**27.461.330**	**5.491.393**	**2.436.795**	**7.352.937**	**40.902.844**	***Total financial liabilities***
Perbedaan jatuh tempo	**18.710.094**	**10.478.441**	**(2.885.214)**	**1.020.590**	**(3.141.904)**	**11.043.991**	***Maturity gap***

51. RISIKO OPERASIONAL

Risiko operasional adalah risiko akibat ketidakcukupan dan/atau tidak berfungsinya proses internal, kesalahan manusia, kegagalan sistem, dan/atau adanya kejadian-kejadian eksternal yang mempengaruhi operasional Grup.

Dalam mengelola risiko operasional, risk owner bertanggung jawab atas risiko yang terjadi pada unitnya masing-masing. Tata cara pengendalian risiko tersebut diatur dalam kebijakan Grup secara menyeluruh dan prosedur operasional pada setiap unit.

Metode dan kebijakan dalam pengendalian risiko operasional dilaksanakan diantaranya melalui:

i. Pengkajian terhadap kebijakan, pedoman, dan prosedur pengendalian internal sesuai dengan kondisi perkembangan dunia perbankan, kebijakan pemerintah dan limitasi operasional yang telah ditetapkan;
ii. Pengkajian dan penerapan *Disaster Recovery Plan* sebagai langkah antisipasi atas kejadian internal maupun eksternal yang berpotensi menimbulkan kerugian;
iii. Tindakan koreksi terhadap hasil temuan audit; dan
iv. Pengkajian dari penerapan Rencana Kontinjensi Usaha dalam pengelolaan dan pengendalian aktivitas Grup.

51. OPERATIONAL RISK

Operational risk is the risk resulting from inadequate and/or failure of internal processes, people, systems, and/or from external events which affect the Group's operations.

In managing operational risk, the risk owner is responsible for the risk that occurs in the respective units. Risk management is regulated in the Group's overall policies and operational procedures in each unit.

The methods and policies involving operational risk management are performed, among others, through the following:

i. Evaluation of internal control policies, guidance, and procedures in accordance with the banking industry development, government policies, and pre-determined operational limits;
ii. Evaluation and implementation of a Disaster Recovery Plan as the anticipated procedures to be applied during internal and external potential loss events;
iii. Implementing corrective actions based on audit results; and
iv. Reviewing the implementation of the Business Contingency Plan in the management and control of the Group's activities.

52. RISIKO HUKUM

Risiko hukum adalah risiko akibat tuntutan hukum dan/atau kelemahan aspek yuridis, yang antara lain disebabkan ketiadaan peraturan perundang-undangan yang mendukung, atau kelemahan perikatan seperti tidak dipenuhinya syarat sahnya kontrak dan pengikatan agunan yang tidak sempurna.

Identifikasi risiko hukum dilakukan pada seluruh aktivitas fungsional yang melekat pada perkreditan, *treasury,* operasional, sistem informasi teknologi dan pengelolaan sumber daya manusia.

52. LEGAL RISK

Legal risk is the risk due to legal aspects, legal claims and/or weaknesses in agreements which among others are caused by the absence of supporting regulations, weaknesses in agreements such as the criteria for valid contracts is not fulfilled, and collateral arrangements are inappropriate.

Legal risk identification is performed for all functional activities that are inherent to loan, treasury, operational and information technology systems and human resources management.

53. RISIKO REPUTASI

Risiko reputasi adalah risiko akibat menurunnya tingkat kepercayaan stakeholder yang bersumber dari persepsi negatif terhadap Grup.

Identifikasi risiko reputasi dilakukan secara berkala sesuai dengan pengalaman kerugian di masa lalu yang disebabkan oleh risiko reputasi. Penilaian risiko reputasi dilakukan secara kualitatif antara lain bersumber dari pemberitaan negatif yang muncul dari masyarakat/nasabah dan keluhan nasabah.

53. REPUTATION RISK

Reputation risk is the risk due to a decrease in the stakeholders' trust that results from a negative perception of the Group.

Reputation risk identification is performed periodically based on the knowledge of historical losses due to reputation risk. Reputation risk valuation is performed qualitatively among others from negative publications and commentaries from the public/customers and customer's complaints.

54. RISIKO KEPATUHAN

Risiko kepatuhan adalah risiko yang terjadi karena Grup tidak mematuhi dan/atau tidak melaksanakan ketentuan internal dan peraturan perundang-undangan. Pada praktiknya, risiko kepatuhan melekat pada risiko Grup yang terkait pada peraturan perundang-undangan, ketentuan kehati-hatian dan ketentuan lain yang berlaku, seperti:

i. Risiko kredit terkait dengan ketentuan Kewajiban Penyediaan Modal Minimum (KPMM), Kualitas Aset, Pembentukan Cadangan Kerugian Penurunan Nilai (CKPN), dan Batas Maksimum Pemberian Kredit (BMPK);
ii. Risiko pasar terkait dengan ketentuan Posisi Devisa Neto (PDN); dan
iii. Risiko lain yang terkait dengan ketentuan eksternal dan internal.

Identifikasi risiko kepatuhan dilakukan secara berkala sesuai dengan pengalaman kerugian di masa lalu yang disebabkan oleh risiko kepatuhan dan pengukuran risiko kepatuhan juga dilakukan melalui perhitungan risiko berdasarkan data kerugian akuntansi dengan menggunakan pendekatan distribusi kerugian untuk perhitungan *capital charges.*

54. COMPLIANCE RISK

Compliance risk is the risk incurred because the Group has not complied with and/or has not implemented appropriate internal policies and regulations. In practice, compliance risk is inherent to the Group's risk related to regulations, prudential provisions and other provisions, such as:

i. Credit risk related to Capital Adequacy Ratio (CAR), Asset Quality, Allowance for Impairment Losses, and Legal Lending Limit (LLL) regulations;
ii. Market risk related to Net Open Position (NOP) regulations; and
iii. Other risks related to external and internal regulations.

Compliance risk identification is performed periodically based on the knowledge of historical losses due to compliance risk and is measured through risk calculations based on accounting loss data using a loss distribution approach for calculating capital charges.

55. RISIKO STRATEJIK

Risiko stratejik adalah risiko akibat ketidaktepatan dalam pengambilan dan/atau pelaksanaan suatu keputusan stratejik serta kegagalan dalam mengantisipasi perubahan lingkungan bisnis. Identifikasi risiko stratejik dilakukan secara berkala sesuai dengan pengalaman kerugian dimasa lalu yang disebabkan oleh risiko stratejik. Pengendalian risiko stratejik dilakukan melalui monitoring pencapaian/realisasi atas anggaran yang sudah ditetapkan secara berkala dan dilanjutkan dengan mitigasi dari faktor-faktor penyebab kegagalan.

55. STRATEGIC RISK

Strategic risk is the risk due to inaccurate decision making and/or implementation of strategic decisions and failure in anticipating business environment changes. Strategic risk identification is performed periodically based on knowledge of historical losses due to strategic risk. Strategic risk control is performed through periodical monitoring the realization of the budget determined periodically, followed by the investigation of the factors that cause failures.

56. MANAJEMEN MODAL

Tujuan utama dari kebijakan Grup atas kebijakan pengelolaan modal adalah untuk memastikan bahwa Grup memiliki modal yang kuat untuk mendukung strategi pengembangan ekspansi usaha Grup saat ini dan mempertahankan kelangsungan pengembangan di masa mendatang serta untuk memenuhi ketentuan kecukupan permodalan yang ditetapkan oleh regulator serta memastikan agar struktur permodalan Grup telah efisien.

Grup menyusun Rencana Permodalan berdasarkan penilaian dan penelaahan atas kebutuhan kecukupan permodalan yang dipersyaratkan dan mengkombinasikannya dengan tinjauan perkembangan ekonomi terkini. Grup senantiasa akan menghubungkan tujuan keuangan dan kecukupan modal terhadap risiko yang dapat ditoleransi melalui proses perencanaan modal, begitu pula dengan bisnis yang disesuaikan dengan tingkat permodalan dan persyaratan likuiditas Grup.

Kebutuhan permodalan Grup juga direncanakan dan didiskusikan secara rutin yang didukung dengan data-data analisis.

Rencana Permodalan disusun oleh Dewan Direksi sebagai bagian dan Rencana Bisnis Grup dan disetujui oleh Dewan Komisaris. Perencanaan ini diharapkan akan memastikan tersedianya modal yang cukup dan terciptanya struktur permodalan yang kuat guna mendukung pertumbuhan bisnis ke depan.

56. CAPITAL MANAGEMENT

The primary objectives of the Group's capital management policy are to ensure that the Group has a strong capital to support the Group's business expansion strategy currently, to sustain future development of the business, to meet regulator capital adequacy requirements and also to ensure the efficiency of Group's capital structure.

The Group undertakes Capital Planning based on assessment and review of the capital situation in terms of the legal capital adequacy requirement, combined with assessment of economic outlooks. The Group will continue to link financial and capital adequacy goals to risk which can be tolerated appetite through the capital planning process method as well as assess the businesses based on Group's capital and liquidity requirements.

The capital needs of the Group are also discussed and planned on a routine basis supported by data analysis.

Capital Planning is prepared by the Board of Directors as part of Group's business plan and is approved by the Board of Commissioners. Capital Planning ensures that adequate levels of capital and strong mix of the different components of capital are maintained to support business growth in the future.

56. MANAJEMEN MODAL (lanjutan)

Otoritas Jasa Keuangan (OJK) menentukan dan mengawasi kebutuhan modal Grup. Grup diwajibkan untuk menaati peraturan yang berlaku dalam hal ini modal yang diwajibkan regulator. Pendekatan Grup terhadap pengelolaan modal ditentukan oleh strategi dan persyaratan organisasi bank, dengan memperhitungkan peraturan, serta keadaan ekonomi dan komersial.

Grup mematuhi semua persyaratan modal yang ditetapkan oleh pihak regulator sepanjang periode pelaporan, khususnya berkenaan dengan perhitungan Kewajiban Penyediaan Modal Minimum (KPMM) dan Aktiva Tertimbang Menurut Risiko (ATMR).

Grup menghitung kebutuhan modal berdasarkan POJK No.34/POJK.03/2016 tanggal 22 November 2016 tentang "Perubahan Atas Peraturan Otoritas Jasa Keuangan No.11/POJK.03/2016 tentang Kewajiban Penyediaan Modal Minimum Bank Umum" dan Surat Edaran OJK No.43/SEOJK.03/2016 tentang "Transparansi dan Publikasi Laporan Bank Umum Konvensional", dimana modal yang diwajibkan regulator dianalisa dalam dua tier sebagai berikut:

- Modal inti (tier 1), yang terdiri dari modal inti utama dan modal inti tambahan. Modal inti utama antara lain meliputi modal ditempatkan dan disetor penuh, tambahan modal disetor, cadangan umum, laba tahun-tahun lalu dan periode/tahun berjalan (100%), penghasilan komprehensif lainnya berupa potensi keuntungan/kerugian yang berasal dari perubahan nilai wajar aset keuangan dalam kelompok tersedia untuk dijual, selisih kurang dari penyisihan penghapusan aset produktif sesuai ketentuan Bank Indonesia dan cadangan kerugian penurunan nilai asset produktif yang diperbolehkan. Aset pajak tangguhan, aset takberwujud (termasuk goodwill) dan penyertaan (100%) merupakan faktor pengurang modal inti utama. Modal inti tambahan antara lain terdiri dari saham preferen, surat berharga subordinasi dan pinjaman subordinasi dimana ketiganya bersifat non kumulatif setelah dikurangi pembelian kembali.
- Modal pelengkap (tier 2) antara lain meliputi instrumen modal, agio atau disagio, cadangan umum aset produktif dan cadangan tujuan sesuai ketentuan Bank Indonesia.

Beberapa batasan berlaku untuk bagian-bagian modal yang diwajibkan oleh regulator, antara lain Grup wajib menyediakan modal inti (*tier* 1) paling rendah sebesar 6,00% dari ATMR dan modal inti utama (*Common Equity tier* 1) paling rendah sebesar 4,50% dari ATMR, baik secara individual maupun secara dengan entitas anak.

- Modal *tier* 1, meliputi modal ditempatkan dan disetor penuh, cadangan umum, saldo laba dan laba periode berjalan.
- Modal *tier* 2, meliputi penyisihan kerugian penurunan nilai yang diperbolehkan.

Grup tidak mempunyai modal tambahan lain yang memenuhi kriteria modal tier 3 sesuai dengan peraturan BI yang berlaku.

Berbagai batasan telah diterapkan untuk bagian-bagian modal yang diwajibkan oleh regulator. Pengaruh dari pajak tangguhan telah dikeluarkan dalam menentukan jumlah saldo laba untuk modal tier 1; hanya 50 persen laba periode berjalan sebelum pajak tangguhan yang dapat diperhitungkan dalam modal tier 1; dan modal tier 2 tidak boleh melebihi modal tier 1. Juga terdapat batasan jumlah penyisihan kolektif penurunan nilai yang boleh dimasukkan sebagai bagian dari modal tier 2.

56. CAPITAL MANAGEMENT (continued)

Financial Services Authority (OJK) sets and monitors capital requirements for the Group. The Group is required to comply with prevailing regulation in respect of regulatory capital. The Group's approach to capital management is driven by bank's strategic and organisational requirements, taking into account regulatory, economic and commercial environment.

The Group has complied with all regulator imposed capital requirements throughout the reporting period, particularly regarding Capital Adequacy Ratio (CAR) and calculation of Risk Weighted Assets (RWA).

Group calculates its capital requirements in accordance with POJK No.34/POJK.03/2016 dated November 22, 2016 about "Changes of Financial Service Authority Regulation No.11/POJK.03/2016 about Minimum Capital Reserve for Commercial Bank" and OJK Circular Letter No.43/SEOJK.03/2016 about "Transparency and Publication Conventional Commercial Bank Report", where the regulatory capital is analysed into two tiers as follows:

- *Tier 1 capital, which consists of core and additional core capital. Core capital includes issued and fully paid-up capital, additional paid-in capital, general reserve, specific reserve, retained earnings and profit for the period/year (100%), other comprehensive income deriving from potential gain/loss from the changes in fair value of financial assets classified as available-for-sale, shortfall between allowable amount of allowance for uncollectible account on productive assets according to Bank Indonesia guideline and allowance for impairment losses on productive assets. Deferred tax assets, intangible assets (including goodwill) and share investments (100%) are deducted from core capital. Additional core capital includes non-cumulative preference shares, subordinated securities and subordinated debts net of buyback portion.*
- *Supplementary capital (tier 2), which includes capital instruments, agio or disagio, general reserves of productive assets and purpose reserves according to Bank Indonesia guideline.*

Various limits have been set to elements of the regulatory capital, such as the Group's are required to provide core capital (tier 1) at a minimum of 6.00% from Risk Weighted Assets and Common Equity tier 1 at a minimum of 4.50% from Risk Weighted Assets, both individually and level with subsidiary.

- *Tier 1 capital, which includes issued and fully paid share capital, general reserve, retained earnings and profit for the period.*
- *Tier 2 capital, which includes the eligible amount of allowance for impairment losses.*

The Group does not have any other supplementary capital which meets the criteria of tier 3 capital under prevailing BI regulation.

Various limits are applied to elements of the regulatory capital. The effect of deferred taxation has been excluded in determining the amount of retained earnings for tier 1 capital; only 50 percent of the profit for the period before deferred taxation being included in tier 1 capital; and qualifying tier 2 capital cannot exceed tier 1 capital. There is also a restriction on the amount of collective impairment allowances that may be included as part of tier 2 capital.

56. MANAJEMEN MODAL (lanjutan)

ATMR Grup ditentukan berdasarkan persyaratan yang telah ditentukan yang mencerminkan berbagai tingkatan risiko yang terkait dengan aset dan eksposur, yang tidak tercermin dalam laporan posisi keuangan konsolidasian. Berdasarkan peraturan BI, Grup diharuskan untuk mempertimbangkan risiko kredit, risiko pasar dan risiko operasional dalam mengukur ATMR Bank.

Kebijakan Grup adalah menjaga modal yang kuat untuk menjaga kepercayaan pemodal, kreditur dan pasar dan untuk mempertahankan perkembangan bisnis di masa depan. Pengaruh tingkat modal terhadap tingkat pengembalian ke pemegang saham juga diperhitungkan dan Grup juga memahami perlunya menjaga keseimbangan antara tingkat pengembalian yang tinggi, yang dimungkinkan dengan gearing yang lebih besar serta keuntungan-keuntungan dan tingkat keamanan yang didapat dari posisi modal yang kuat.

Manajemen menggunakan rasio permodalan yang diwajibkan regulator untuk memantau permodalan Grup dan rasio-rasio modal ini tetap menjadi standar industri untuk mengukur kecukupan modal. Pendekatan OJK untuk pengukuran ini terutama didasarkan pada pemantauan hubungan antara profil risiko Bank dengan ketersediaan modal. Grup wajib menyediakan modal minimum sesuai profil risiko.

Penyediaan modal minimum sebagaimana dimaksud ditetapkan sebagai berikut:

- Untuk profil risiko peringkat 1 (satu), modal minimum terendah yang wajib dimiliki adalah 8% dari Aset Tertimbang Menurut Risiko;
- Untuk profil risiko peringkat 2 (dua), modal minimum terendah yang wajib dimiliki adalah 9% sampai dengan kurang dari 10% dari Aset Tertimbang Menurut Risiko;
- Untuk profil risiko peringkat 3 (tiga), modal minimum terendah yang wajib dimiliki adalah 10% sampai dengan kurang dari 11% dari Aset Tertimbang Menurut Risiko; dan
- Untuk profil risiko peringkat 4 (empat) atau 5 (lima), modal minimum terendah yang wajib dimiliki adalah 11% sampai dengan kurang dari 14% dari Aset Tertimbang Menurut Risiko.

56. CAPITAL MANAGEMENT (continued)

ATMR are determined according to specified requirements that seek to reflect the varying levels of risk attached to assets and exposures not recognized in theconsolidated statement of financial position. Based on BI regulations, the Group needs to take into consideration its credit risk, market risk and operational risk in measuring the ATMR.

The Group's policy is to maintain a strong capital base so as to maintain investor, creditor and market confidence and to sustain future development of business. The impact of the level of capital on shareholders' return is also recognized and the Group also recognise the need to maintain a balance between the higher return that might be possible with greater gearing and the advantages and security level afforded by a strong capital position.

Management uses regulatory capital ratios in order to monitor its capital base, and these capital ratios remain the industry standards for measuring capital adequacy. OJK's approach to such measurement is primarily based on monitoring the relationship of The Group's risk profile with the available capital. The Group is required to provide minimum capital based on the risk profile.

Minimum capital requirements are as follows:

- *For banks with risk profile rating 1 (one), the minimum capital requirement is 8% of Risk Weighted Asset;*
- *For banks with risk profile rating 2 (two), the minimum capital requirement is 9% to less than 10% of Risk Weighted Asset;*
- *For banks with risk profile rating 3 (three), the minimum capital requirement is 10% to less than 11% of Risk Weighted Asset; and*
- *For banks with risk profile rating 4 (four) or 5 (five), the minimum capital requirement is 11% to less than 14% of Risk Weighted Asset.*

57. ASET DAN LIABILITAS KEUANGAN

Nilai wajar yang diungkapkan di bawah ini adalah berdasarkan informasi relevan yang tersedia pada tanggal laporan posisi keuangan konsolidasian dan tidak diperbaharui untuk mencerminkan perubahan dalam kondisi pasar yang telah terjadi setelah tanggal laporan posisi keuangan konsolidasian.

57. FINANCIAL ASSETS AND LIABILITIES

The fair values disclosed below are based on available relevant information at the consolidated statement of financial position date and are not updated to reflect changes in market conditions which have occurred after the dates of the consolidated statements of financial position.

57. ASET DAN LIABILITAS KEUANGAN (lanjutan)

Tabel di bawah ini menyajikan nilai tercatat dan nilai wajar aset dan liabilitas keuangan Bank pada tanggal 31 Desember 2024 dan 2023:

57. *FINANCIAL ASSETS AND LIABILITIES (continued)*

The table below presents the carrying amount and fair values of the Bank's financial assets and liabilites as of December 31, 2024 and 2023:

	2024		2023		
	Nilai tercatat/ *Carrying*	Nilai wajar/ *Fair value*	Nilai tercatat/ *Carrying*	Nilai wajar/ *Fair value*	
Aset Keuangan					***Financial Assets***
Kas	**2.867.479**	**2.867.479**	**2.652.775**	**2.652.775**	***Cash***
Surat Berharga					***Securities***
Nilai wajar melalui pendapatan komprehensif lain					***Fair value through other comprehensive income***
Surat Utang Negara	4.000.704	4.000.704	7.762.560	7.762.560	*Government bonds*
Sekuritas Rupiah Bank Indonesia	2.852.642	2.852.642	592.400	592.400	*Bank Indonesia Rupiah Securities*
Sukuk Bank Indonesia	931.325	931.325	450.000	450.000	*Sukuk of Bank Indonesia*
Biaya perolehan diamortisasi					***Amortized cost***
Surat Utang Negara	3.233.488	3.233.488	4.848.046	4.848.046	*Government bonds*
Obligasi:	2.092.633	2.092.633	2.089.302	2.089.302	*Bonds*
Sekuritas Rupiah Bank Indonesia	1.538.043	1.538.043	592.400	592.400	*Bank Indonesia Rupiah Securities*
Sukuk Bank Indonesia	3.142.235	3.142.235	450.000	450.000	*Sukuk of Bank Indonesia*
Sukuk Negara	645.475	645.475	-	-	*Sukuk of Government*
Sukuk Korporasi	133.000	133.000	-	-	*Sukuk of Corporation*
Sertifikat Investasi Mudharabah Antarbank (SIMA)	1.595.000	1.595.000	450.000	450.000	*Interbank Mudharabah Investment Certificates*
Negotiable Certificate of Deposit	-	-	28.500	28.500	*Negotiable Certificate of Deposit*
Reksadana	190.000	190.000	90.000	90.000	*Reksadana*
Surat Kredit Berdokumen Dalam Negeri	12.999	12.999	12.913	12.913	*Domestic L/C*
Wesel	-	-	112	112	*Bill*
	20.367.544	**20.367.544**	**17.366.233**	**17.366.233**	
	23.235.023	**23.235.023**	**20.019.008**	**20.019.008**	

	2024		2023		
	Nilai tercatat/ *Carrying*	Nilai wajar/ *Fair value*	Nilai tercatat/ *Carrying*	Nilai wajar/ *Fair value*	
Giro pada Bank Indonesia	5.584.147	5.584.147	7.971.412	7.971.412	*Current accounts with Bank Indonesia*
Giro pada Bank lain	505.184	505.184	491.330	491.330	*Current accounts with other banks*
Penempatan pada Bank Indonesia dan bank lain	1.333.470	1.333.470	5.234.721	5.234.721	*Placement with Bank Indonesia and other banks*
Surat berharga	20.367.544	20.367.544	16.323.831	16.323.831	*Marketable securities*
Surat berharga yang dijual untuk dijual kembali	9.149.544	9.149.544	8.303.663	8.303.663	*Marketable securities sold under repurchased agreement*
Tagihan reverse repo	617.860	617.860	6.247.318	6.247.318	*Reverse repo receivables*
Tagihan lainnya	254.336	254.336	223.138	223.138	*Other receivables*
Kredit yang diberikan dan piutang/pembiayaan syariah	75.352.740	75.352.740	54.760.903	54.760.903	*Loans and sharia receivbles/financing*
Pendapatan bunga yang masih akan diterima	790.734	790.734	685.734	685.734	*Interest receivables*
Jumlah	**113.955.559**	**113.955.559**	**100.242.050**	**100.242.050**	***Total***
Liabilitas Keuangan					***Financial liabilities***
Liabilitas segera	992.047	992.047	987.605	987.605	*Obligations due immediately*
Simpanan nasabah	74.829.294	74.829.294	75.849.855	75.849.855	*Deposits from customers*
Simpanan dari bank lain	733.874	733.874	2.560.321	2.560.321	*Deposits from other banks*
Pinjaman yang diterima	1.527.532	1.527.532	596.977	596.977	*Borrowings*
Beban yang masih harus dibayar	442.814	442.814	504.748	504.748	*Accrued expenses*
Liabilitas lain-lain	732.438	732.438	779.314	779.314	*Other liabilities*
Jumlah	**79.257.999**	**79.257.999**	**81.278.820**	**81.278.820**	***Total***

57. ASET DAN LIABILITAS KEUANGAN (lanjutan)

i. Giro pada Bank Indonesia, giro pada bank lain, penempatan pada Bank Indonesia dan bank lain, surat-surat berharga dan tagihan lainnya

Nilai tercatat dari kas dan setara kas, giro serta penempatan dengan suku bunga mengambang adalah perkiraan yang layak atas nilai wajar.

Estimasi nilai wajar terhadap penempatan dengan suku bunga tetap, surat-surat berharga dan tagihan lainnya ditetapkan berdasarkan diskonto arus kas dengan menggunakan suku bunga pasar uang yang berlaku untuk utang dengan risiko kredit dan sisa jatuh tempo yang serupa. Karena sisa jatuh tempo di bawah 1 (satu) tahun, sehingga nilai tercatat dari penempatan dengan suku bunga tetap, surat-surat berharga dan tagihan lainnya adalah perkiraan yang layak atas nilai wajar.

ii. Kredit yang diberikan dan piutang/pembiayaan syariah
Portofolio kredit Grup terdiri dari kredit yang diberikan dengan suku bunga tetap. Kredit yang diberikan dinyatakan berdasarkan jumlah nilai tercatat. Nilai wajar dari kredit yang diberikan menunjukkan nilai diskonto dari perkiraan arus kas masa depan yang diharapkan akan diterima oleh Grup. Perkiraan arus kas ini didiskontokan dengan menggunakan suku bunga pasar untuk menentukan nilai wajar.

iii. Liabilitas segera, simpanan dari nasabah dan simpanan dari bank lain dan liabilitas lain-lain

Estimasi nilai wajar liabilitas segera, simpanan tanpa jatuh tempo, termasuk simpanan tanpa bunga adalah sebesar jumlah terutang ketika utang tersebut dibayarkan.

Estimasi nilai wajar terhadap simpanan dengan tingkat suku bunga tetap dan liabilitas lain-lain yang tidak memiliki kuotasi di pasar aktif ditetapkan berdasarkan diskonto arus kas dengan menggunakan suku bunga utang baru dengan sisa jatuh tempo yang serupa. Adalah tidak praktis untuk memperkirakan nilai wajar dari setoran jaminan dikarenakan tidak memiliki jangka waktu pembayaran yang tetap meskipun tidak diharapkan dapat diselesaikan dalam waktu 12 bulan setelah tanggal pelaporan, sehingga nilai tercatat dari simpanan dengan suku bunga tetap dan liabilitas lain-lain adalah perkiraan yang layak atas nilai wajar.

iv. Surat berharga
Nilai wajar untuk surat berharga yang dimiliki hingga jatuh tempo ditetapkan berdasarkan harga pasar atau harga kuotasi perantara *(broker)* /pedagang efek *(dealer).* Jika informasi ini tidak tersedia, nilai wajar diestimasi dengan menggunakan harga pasar kuotasi efek yang memiliki karakteristik kredit, jatuh tempo dan yield yang serupa. Surat berharga yang tersedia untuk dijual adalah surat berharga yang ditetapkan untuk dimiliki pada periode tertentu dimana akan dijual dalam rangka pemenuhan likuiditas atau perubahan suku bunga, valuta asing atau yang tidak diklasifikasikan sebagai pinjaman yang diberikan atau piutang, aset keuangan yang diklasifikasikan dalam kelompok dimiliki hingga jatuh tempo atau aset keuangan yang diukur pada nilai wajar melalui laba rugi.

v. Pinjaman yang diterima
Dihitung berdasarkan diskonto arus kas sesuai dengan sisa periode jatuh temponya.

57. FINANCIAL ASSETS AND LIABILITIES (continued)

i. Current accounts with Bank Indonesia, other banks, placements with Bank Indonesia and other banks, marketable securities and other receivables

Carrying value of cash and cash equivalents, current accounts and placements at floating interest rates are the reasonable estimates of fair value.

The estimated fair value of placements with fixed interest rates, marketable securities and other receivables are determined based on discounted cash flows using the prevailing money market interest rates for debt with the same credit risks and remaining maturity. Because the residual maturity dates are below 1 (one) year, the carrying amount of fixed rate placements, marketable securities and other receivables are reasonable estimates of fair value.

ii Loans and sharia receivables/financing
The Group credit portfolio consists of loans with fixed interest rates. The loans are stated at carrying amounts. The fair value of the loans shows the estimated value of discounted future cash flows expected to be received by the Group. Estimated cash flows are discounted using market interest rates to determine fair values.

iii. Liabilities immediately payable, deposits from customers and deposits from other banks and other liabilities

The estimated fair value of liabilities immediately payable, deposits with no specified maturity, including non-interest-bearing deposits represent payable amounts when the debt is paid.
The estimated fair value of deposits with fixed interest rates and other liabilities that do not have a quotation price in an active market is determined based on discounted cash flows using the interest rates of new debt with similar maturities. There is no practice to estimate the fair value of security deposits due to they have no certain settlement schedule, although is not expected to be settled within 12 months after the reporting date, the carrying amount of fixed rate deposits and other liabilities are reasonable estimates of fair value.

iv. Marketable securities
The fair value for marketable securities held to maturity is determined based on market prices or quotation prices of intermediaries (brokers)/securities dealers. If this information is not available, fair value is estimated using quotation market prices of securities with similar credit characteristics, maturities and yields. The Available for sale for marketable securities are intended to be held for indefinite period of time, which may be sold in response to needs for liquidity or changes in interest rates, exchange rates or that are not classified as loans and receivables, held to maturity or financial assets at fair value through profit or loss.

v. Borrowings
The calculation is based on the discounted cash flow corresponding to the remaining period to maturity.

58. JAMINAN TERHADAP KEWAJIBAN PEMBAYARAN BANK UMUM

Berdasarkan Undang-undang No.24 tanggal 22 November 2004 yang berlaku efektif sejak tanggal 22 November 2005, sebagaimana diubah dengan Peraturan Pemerintah Pengganti Undang-Undang Republik Indonesia No.3 (Perppu No.3/2008) tanggal 13 Oktober 2008, Lembaga Penjaminan Simpanan (LPS) dibentuk untuk menjamin liabilitas tertentu bank umum berdasarkan program penjaminan yang berlaku, yang besaran nilai jaminannya dapat berubah jika memenuhi kriteria tertentu yang berlaku.

Berdasarkan Peraturan Pemerintah No.66 Tahun 2008 tanggal 13 Oktober 2008 tentang “Besaran Nilai Simpanan yang Dijamin Lembaga Penjamin Simpanan” yang disempurnakan melalui Peraturan LPS No.1/PLPS/2023 tanggal 12 Januari 2023 tentang Program Penjaminan Simpanan bahwa saldo yang dijamin untuk setiap nasabah pada satu Bank adalah paling tinggi Rp2.000.000.000 (dua miliar Rupiah). Suku bunga penjaminan LPS pada tanggal 31 Desember 2024 dan 2023 masing-masing adalah sebesar 4,25% dan 4,25% untuk simpanan dalam mata uang Rupiah. Untuk simpanan dalam mata uang asing pada tanggal 31 Desember 2024 dan 2023 masing-masing adalah sebesar 2,25% dan 2,25%.

Pada tanggal 13 Januari 2009, Pemerintah Republik Indonesia telah mengesahkan Perppu No.3/2008 menjadi Undang-undang.

Beban premi penjaminan Pemerintah yang dibayar oleh Bank pada tanggal 31 Desember 2024 dan 2023, masing-masing sebesar Rp183.166 dan Rp167.677.

58. GOVERNMENT GUARANTEE OF OBLIGATIONS OF PRIVATE BANKS

Based on Law No.24 dated November 22, 2004, which was effective on November 22, 2005 and subsequently amended by the Government Regulation-in-Lieu-of Law No.3 (Perppu No.3/2008) dated October 13, 2008, the Indonesian Deposit Insurance Corporation (LPS) was formed to guarantee certain liabilities of commercial banks under the applicable guarantee program, where the amount of such guarantee can be changed if certain valid criteria are fullfilled.

Based on Government Regulation No.66 of 2008 dated October 13, 2008 regarding the "Amount of Deposit Guaranteed by the Deposit Insurance Corporation" which was amended through LPS Regulation No.1/PLPS/2023 dated January 12, 2023 concerning the Deposit Guarantee Program that the guaranteed balance for each customer at one Bank is a maximum of Rp2,000,000,000 (two billion Rupiah). LPS guarantee interest rate as of December 31, 2024 and 2023 were 4.25% and 4.25%, respectively, for deposits in Rupiah. For deposits in foreign currency as of December 31, 2024 and 2023 were 2.25% and 2.25%, respectively.

On January 13, 2009, the Government of the Republic of Indonesia has stipulated Perppu No.3/2008 to become a law.

The Government guarantee premiums paid by the Group as of December 31, 2024 and 2023, amounted to Rp183,166 and Rp167,677 respectively.

59. PELAPORAN JATUH TEMPO / *MATURITY PROFILE*

Pelaporan jatuh tempo aset dan liabilitas menurut kelompok jatuh temponya berdasarkan periode yang tersisa (sebelum penyisihan kerugian), adalah sebagai berikut:

The maturity of the Group's assets and liabilities based on the remaining period (before allowance for impairment losses), is as follows:

	2024							
	Tidak ada tanggal jatuh tempo kontraktual/ *No contractual maturity*	Sampai dengan 1 bulan/ *Up to 1 month*	> 1 < 3 bulan/ *months*	> 3 < 6 bulan/ *months*	> 6 < 12 bulan/ *months*	> 12 bulan/ *months*	Jumlah/ *Total*	
ASET								***ASSETS***
Kas	2.867.479	-	-	-	-	-	2.867.479	*Cash*
Giro pada Bank Indonesia	5.584.147	-	-	-	-	-	5.584.147	*Current accounts with Bank Indonesia*
Giro pada bank lain	504.907	-	-	-	-	-	504.907	*Current accounts with other banks*
Penempatan pada Bank Indonesia dan bank lain	-	1.732.192	-	-	-	-	1.732.192	*Placement with Bank Indonesia and other banks*
Surat berharga								*Marketable securities*
Biaya perolehan diamortisasi	-	3.623.150	830.527	1.884.493	2.681.239	3.560.418	12.579.826	*Amortized cost*
Nilai wajar melalui pendapatan komprehensif lain	-	399.427	486.235	777.629	1.277.342	4.844.034	7.784.666	*fair value through other comprehensive income*
Surat berharga Repo	-	9.149.544	-	-	-	-	9.149.544	*Repo marketable securities*
Tagihan reverse repo	-	231.199	-	386.661	-	-	617.860	*Reverse repo receivables*
Tagihan spot dan derivatif	-	-	-	-	-	-	-	*Receivables of spot and derivatif*
Tagihan lainnya	-	254.336	-	-	-	-	254.336	*Other receivables*
Kredit yang diberikan dan piutang/pembiayaan syariah	-	820.225	2.072.791	1.847.495	3.880.548	64.618.458	73.239.516	*Loans and sharia receivables/financing*
Pendapatan bunga yang masih akan diterima	790.734	-	-	-	-	-	790.734	*Interest income that will still be received*
Beban dibayar dimuka	233.506	-	-	-	-	-	233.506	*Prepaid expense*
Aset tetap - neto	1.917.439	-	-	-	-	-	1.917.439	*Fixed assets - net*
Aset pajak tangguhan - neto	438.391	-	-	-	-	-	438.391	*Deferred tax assets - net*
Aset lain-lain	332.618	-	-	-	-	-	332.618	*Other assets*
Jumlah	**12.669.221**	**16.210.074**	**3.389.553**	**4.896.277**	**7.839.128**	**73.022.910**	**118.027.162**	***Total***
LIABILITAS								***LIABILITIES***
Liabilitas segera	992.047	-	-	-	-	-	992.047	*liability immediately*
Simpanan dari nasabah	56.039.119	13.594.823	11.342.348	4.961.549	3.952.698	125.075	90.015.612	*Deposits from customer*
Simpanan dari bank lain	667.204	168.302	15.880	2.530	10.000	500	864.415	*Deposits from other banks*
Kewajiban spot dan derivatif	-	-	-	-	-	-	-	*Liabilities of spot and derivatif*
Pinjaman yang diterima	1.527.532	-	-	-	-	-	1.527.532	*Borrowings*
Utang pajak	84.791	-	-	-	-	-	84.791	*Taxes payables*
Beban yang masih harus dibayar	442.814	-	-	-	-	-	442.814	*Accrued expense*
Liabilitas lain-lain	732.438	-	-	-	-	-	732.438	*Other liabilities*
Jumlah	**60.485.944**	**13.763.124**	**11.358.228**	**4.964.079**	**3.962.698**	**125.575**	**94.659.648**	***Total***
Perbedaan jatuh tempo	**73.155.164**	**29.973.198**	**14.747.780**	**9.860.356**	**11.801.826**	**73.148.485**	**212.686.810**	***Maturity Gap***

59. PELAPORAN JATUH TEMPO (lanjutan) / *59. MATURITY PROFILE (continued)*

	2023							
	Tidak ada tanggal jatuh tempo kontraktual/ *No contractual maturity*	**Sampai dengan 1 bulan/ *Up to 1 month***	**> 1 < 3 bulan/ *months***	**> 3 < 6 bulan/ *months***	**> 6 < 12 bulan/ *months***	**> 12 bulan/ *months***	**Jumlah/ *Total***	
ASET								***ASSETS***
Kas	2.652.775	-	-	-	-	-	2.652.775	*Cash*
Giro pada Bank Indonesia	7.073.597	-	-	-	-	897.815	7.971.412	*Current accounts with Bank Indonesia*
Giro pada bank lain	491.330	-	-	-	-	-	491.330	*Current accounts with other banks*
Penempatan pada Bank Indonesia dan bank lain	-	5.233.226	1.495	-	-	-	5.234.721	*Placement with Bank Indonesia and other banks*
Surat berharga								*Marketable securities*
Biaya perolehan diamortisasi	-	830.243	1.504.216	783.350	698.551	4.744.401	8.560.761	*Amortized cost*
Nilai wajar melalui pendapatan komprehensif lain	-	7.732.011	30.549	-	-	-	7.762.560	*fair value through other comprehensive income*
Surat berharga Repo	-	-	1.000.865	-	605.755	6.697.043	8.303.663	*Repo marketable securities*
Tagihan reverse repo	-	6.197.612	49.706	-	-	-	6.247.318	*Reverse repo receivables*
Tagihan spot dan derivatif	-	-	-	-	-	-	-	*Receivables of spot and derivatif*
Tagihan lainnya	-	223.138	-	-	-	-	223.138	*Other receivables*
Kredit yang diberikan dan piutang/pembiayaan syariah	-	383.350	993.507	2.681.738	3.472.562	47.229.746	54.760.903	*Loans and sharia receivables/financing*
Pendapatan bunga yang masih akan diterima	685.734	-	-	-	-	-	685.734	*Interest income that will still be received*
Beban dibayar dimuka	207.452	-	-	-	-	-	207.452	*Prepaid expense*
Aset tetap - neto	1.277.714	-	-	-	-	-	1.277.714	*Fixed assets - net*
Aset pajak tangguhan - neto	-	-	-	-	-	472.122	472.122	*Deferred tax assets - net*
Aset lain-lain	373.402	-	-	-	-	-	373.402	*Other assets*
Jumlah	**12.762.004**	**20.599.580**	**3.580.338**	**3.465.088**	**4.776.868**	**60.041.127**	**105.225.005**	***Total***
LIABILITAS								***LIABILITIES***
Liabilitas segera	987.605	-	-	-	-	-	987.605	*liability immediately*
Simpanan dari nasabah	-	22.457.975	5.462.113	2.436.735	7.344.737	40.495.350	78.196.910	*Deposits from customer*
Simpanan dari bank lain	-	2.541.703	29.280	60	8.200	500	2.579.743	*Deposits from other banks*
Kewajiban spot dan derivatif	-	-	-	-	-	-	-	*Liabilities of spot and derivatif*
Pinjaman yang diterima	150.638		-	-	-	406.994	557.632	*Borrowings*
Utang pajak	143.245	-	-	-	-	-	143.245	*Taxes payables*
Beban yang masih harus dibayar	504.748	-	-	-	-	-	504.748	*Accrued expense*
Liabilitas lain-lain	779.314	-	-	-	-	-	779.314	*Other liabilities*
Jumlah	**2.565.550**	**24.999.678**	**5.491.393**	**2.436.795**	**7.352.937**	**40.902.844**	**83.749.197**	***Total***
Perbedaan jatuh tempo	**10.196.454**	**(4.400.098)**	**(1.911.055)**	**1.028.293**	**(2.576.069)**	**19.138.283**	**21.475.808**	***Maturity Gap***

60. INFORMASI KEUANGAN ENTITAS ANAK DAN UNIT USAHA SYARIAH / *60. SUBSIDIARY AND SHARIA UNIT FINANCIAL INFORMATION*

	2024	2023	
ASET			***ASSETS***
Kas	539.364	35.681	*Cash*
Penempatan pada Bank Indonesia			*Placements with Bank Indonesia*
dan bank lain	1.404.553	338.477	*and other banks*
Surat berharga	4.024.607	1.066.406	*Marketable securities*
Dikurangi: cadangan kerugian penurunan nilai	(2.710)	-	*Less: Allowance for impairment losses*
Surat berharga, neto	4.021.897	1.404.883	*Marketable securities, net*
Piutang:			*Receivables:*
- *Murabahah*	2.941.516	902.861	*Murabahah -*
- *Qardh*	56.456	49.062	*Qardh -*
- *Ijarah*	-	-	*Ijarah -*
Dikurangi: cadangan kerugian penurunan nilai	(68.990)	(25.963)	*Less: Allowance for impairment losses*
Piutang, neto	2.928.982	925.960	*Receivables, net*
Pembiayaan:			*Financing:*
- *Musyarakah*	10.901.768	1.130.521	*Musyarakah -*
- *Mudharabah*	61.292	105.174	*Mudharabah -*
Dikurangi: cadangan kerugian penurunan nilai	(139.554)	(27.429)	*Less: Allowance for impairment losses*
Pembiayaan, neto	10.823.506	1.208.266	*Financing, net*
Aset ijarah	900	241	*Ijarah assets*
Aset tetap	854.926	66.882	*Fixed assets*
Dikurangi: Akumulasi penyusutan	(174.215)	(34.884)	*Less: Accumulated depreciation*
Nilai buku neto	680.711	32.239	*Net book value*
Penyertaan modal	2.568	-	*Investment in shares*
Aset lain-lain	158.935	13.561	*Other assets*
JUMLAH ASET	**20.561.416**	**3.620.590**	***TOTAL ASSETS***
LIABILITAS, INVESTASI TIDAK TERIKAT DAN EKUITAS			***LIABILITIES, UNCOMMITED INVESTMENT AND EQUITY***
LIABILITAS			***LIABILITIES***
Giro *wadiah*	242.359	174.426	*Wadiah current accounts*
Tabungan *wadiah*	255.812	81.125	*Wadiah savings*
Liabilitas segera	316.061	21.029	*Obligations due immediately*
Surat berharga yang diterbitkan	202.389	-	*Securities issued*
Liabilitas lainnya	2.391.170	943.288	*Other liabilities*
JUMLAH LIABILITAS	**3.407.792**	**1.219.868**	***TOTAL LIABILITIES***
INVESTASI TIDAK TERIKAT			***UNCOMMITTED INVESTMENT***
Giro *mudharabah*	1.626.495	1.786	*Mudharabah current account*
Tabungan *mudharabah*	4.738.859	734.193	*Mudharabah savings*
Deposito berjangka *mudharabah*	8.723.958	1.630.498	*Mudharabah time deposits*
JUMLAH INVESTASI TIDAK TERIKAT	**15.089.313**	**2.366.477**	***TOTAL UNCOMMITTED INVESTMENT***
EKUITAS			***LIABILITIES***
Modal disetor	957.651	-	*Paid in capital*
Tambahan modal disetor	50.662	-	*Other paid in capital*
Penghasilan komprehensif lainnya	54.740	-	*Other comprehensive income*
Agio saham	60.784	-	*Share premium*
Cadangan umum	698.335	-	*General reserve*
Laba bersih	242.138	**34.245**	*Net income*
JUMLAH EKUITAS	**2.064.311**	**34.245**	***TOTAL EQUITY***
JUMLAH LIABILITAS, INVESTASI TIDAK TERIKAT DAN EKUITAS	**20.561.416**	**3.620.590**	***TOTAL LIABILITIES, UNCOMMITTED INVESTMENT AND EQUITY***

60. INFORMASI KEUANGAN ENTITAS ANAK DAN UNIT USAHA SYARIAH (lanjutan) / *SUBSIDIARY AND SHARIA UNIT FINANCIAL INFORMATION (continued)*

	2024	2023	
LAPORAN LABA RUGI KONSOLIDASIAN			***CONSOLIDATED STATEMENTS OF PROFIT OR LOSS***
Pendapatan operasional			*Operating income*
- Margin	237.938	62.234	*Margin -*
- Bagi hasil	1.046.914	95.101	*Profit sharing -*
- Sewa	207	128	*Rents -*
- Lainnya	355.734	61.931	*Others -*
Pendapatan operasional	**1.640.793**	**219.394**	***Operating income***
Beban bagi hasil untuk investor dana investasi tidak terikat			*Profit sharing expenses to non-restricted investors fund*
- Bank	(2.876)	(338)	*Bank -*
- Bukan bank	(595.299)	(62.870)	*Non bank -*
Bagi hasil	**(598.175)**	**(63.208)**	***Profit sharing***
Beban operasional lainnya			*Other operating expenses*
- Bonus	(1)	(90)	*Bonuses -*
- Penyisihan kerugian penurunan nilai	(78.723)	(18.396)	*Allowance for impairment losses -*
- Beban administrasi dan umum	(308.857)	(40.849)	*General and administratif expenses -*
- Beban personalia	(286.975)	(51.021)	*Personnel expenses -*
- Beban lainnya	(53.606)	(12.017)	*Others -*
	(728.163)	**(122.373)**	
Pendapatan operasional - bersih	**314.456**	**33.813**	***Net operating income***
Beban operasional lainnya	(13.768)	-	*Other operating expenses*
Pendapatan non-operasional - bersih	12.639	432	*Non-operating income - net*
Pajak kini	(78.553)	-	*Current tax*
Pajak tangguhan	7.364	432	*Deferred tax*
Laba tahun berjalan	**242.138**	**34.245**	***Profit during the year***

61. ASET/LIABILITAS KONTINJENSI / *CONTINGENT ASSETS/LIABILITIES*

Grup saat ini mempunyai aset/liabilitas kontinjensi yang signifikan terkait dengan beberapa perkara perdata sebagai berikut:

1. Perkara perdata No.584/Pdt.G/2007/PN.Sby tanggal 21 November 2007 tentang gugatan PT Hikmah Surya Jaya kepada Bank untuk memenuhi ganti rugi materiil atas kredit dana bergulir sebesar Rp3.000. Pengadilan Negeri (PN) dan Pengailan Tinggi (PT) memutuskan pihak Bank menang. Bank telah mengirimkan surat kepada Pengadilan Negeri No.057/0865/HKM/LIT/LEGAL/SRT tanggal 3 Juli 2018 dan diterima PN tanggal 6 Juli 2018. Masih menunggu jawaban surat dari PN untuk kepastian inkracht putusan Pengadilan Tinggi tersebut.
2. Perkara Perdata Nomor 16/Pdt.G/2023/PN.Bna tanggal 18 April 2023 dengan Penggugat PT Rudi Jaya, potensi kerugian materiil sebesar Rp.3.218. Penggugat sebagai debitur Bank yang menerima pola keppres mengajukan gugatan kepada Bank agar tidak dianggap wanprestasi dikarenakan Penggugat diputus kontrak oleh Kementerian PUPR. Saat ini dalam proses Kasasi di Mahkamah Agung.
3. Perkara Perdata Nomor 124/Pdt.G/2023/PN.Mlg tanggal 30 Mei 2023 dengan Penggugat Galuh Nalibronto Prabaningrum dan Ngatemoen Harijono, potensi kerugian materiil sebesar Rp.3.100, Para Penggugat sebagai Penjamin mengajukan gugatan kepada Bank agar mengembalikan objek jaminan kepada Penggugat karena kredit dianggap tidak sah. Saat ini dalam proses Kasasi di Mahkamah Agung.

The Group currently has significant contingent assets/liabilities in connection with several civil cases as follows:

1. *Case No.584/Pdt.G/2007/PN.Sby dated November 21, 2007 about the lawsuit of PT Hikmah Surya Jaya towards Bank, demanding compensation to the amount of Rp3,000 regarding revolving credit. The District Court's and the Apellate Court's decide that Bank won. Bank Jatim has sent a letter to The District Court's number 057/0865/HKM/LIT/LEGAL/SRT on July 3rd, 2018 and received by the District Court on July 6th, 2018. Still waiting for a response from the District Court's for the inkracht decision of the High Court.*
2. *Civil Case Number 16/Pdt.G/2023/PN.Bna dated April 18, 2023 with the Plaintiff PT Rudi Jaya, potential material loss amounting to IDR 3,218. The Plaintiff as a debtor of Bank who received the presidential decree filed a lawsuit against the Bank so that it would not be considered in default due to The plaintiff's contract was terminated by the PUPR Ministry. Currently in the cassation process at the Supreme Court.*
3. *Civil Case Number 124/Pdt.G/2023/PN.Mlg dated May 30, 2023 with Plaintiffs Galuh Nalibronto Prabaningrum and Ngatemoen Harijono, potential material loss amounting to Rp.3,100. The Plaintiffs as Guarantor filed a lawsuit against the Bank to return the collateral object to the Plaintiff because the credit was considered invalid. Currently in the cassation process at the Supreme Court.*

61. ASET/LIABILITAS KONTINJENSI (lanjutan)

4. Perkara Perdata Nomor 746/Pdt.G/2023/PN.Sby tanggal 26 Juli 2023 dengan Penggugat PT Toya Indo Manunggal, potensi kerugian materiil sebesar Rp.5.732, Penggugat mengajukan gugatan kepada Bank agar menyerahkan seluruh termijn yang diterima oleh PT Acretia Inti Shosha Persada/Tergugat 2 atas pengerjaan proyek dari PT Indonesia Power. Saat ini dalam proses persidangan di Pengadilan Negeri Surabaya.
5. Perkara Perdata Nomor 176/Pdt.G/2023/PN.Kpn tanggal 6 September 2023 dengan Penggugat Yon Permadian Tesna, dengan potensi kerugian materiil sebesar Rp.27.988 Penggugat mengajukan gugatan kepada Bank. Proses kredit Bank mengandung Perbuatan Melawan Hukum. Saat ini dalam proses persidangan di Mahkamah Agung.
7. Perkara Perdata Nomor 887/Pdt.G/2024/PN.Sby tanggal 21 Agustus 2024 dengan Penggugat Sumitro Sitorus, dengan potensi kerugian materiil sebesar Rp.6.028 Penggugat mengajukan gugatan kepada Bank proses kredit Bank merupakan Perbuatan Melawan Hukum. Saat ini dalam proses persidangan di Pengadilan Negeri Surabaya.
8. Perkara Perdata Nomor 98/Pdt.G/2024/PN.Gsk tanggal 25 September 2024 dengan Penggugat Bambang Wibisono, dengan potensi kerugian materiil sebesar Rp.5.300 Penggugat mengajukan gugatan kepada Bank proses kredit Bank merupakan Perbuatan Melawan Hukum. Saat ini dalam proses persidangan di Pengadilan Negeri Gresik.
9. Perkara Perdata Nomor 29/Pdt.G/2024/PN.Dpu tanggal 9 September 2024 pada Pengadilan Negeri Dompu terkait gugatan permasalahan Sertifikat Hak Milik Nomor 436 atas nama A. Bakar Mas'ud yang telah dibebani Hak Tanggungan untuk pembiayaan atas nama UD Wahidin - Diwas karena merupakan agunan pada PT Bank NTB Syariah KC Dompu. Gugatan kepada NTBS untuk memenuhi ganti rugi Materil dan Immaterial sebesar Rp3.052. Saat ini perkara masih dalam proses di Pengadilan Negeri Dompu.
10. Perkara perdata lainnya dengan nilai gugatan masing-masing dibawah Rp3.000 sejumlah Rp6.568.

Manajemen Grup berkeyakinan bahwa penyelesaian kasus-kasus tersebut tidak mengganggu kinerja Grup.

61. CONTINGENT ASSETS/LIABILITIES (continued)

4. Civil Case Number 746/Pdt.G/2023/PN.Sby dated July 26, 2023 with the Plaintiff PT Toya Indo Manunggal, potential material loss amounting to IDR 5,732, The Plaintiff filed a lawsuit against the Bank to hand over all terms received by PT Acretia Inti Shosha Persada/Defendant 2 for project work from PT Indonesia Power. Currently in trial at the Surabaya District Court.

5. Civil Case Number 176/Pdt.G/2023/PN.Kpn dated September 6, 2023 with Plaintiff Yon Permadian Tesna, against the Bank with potential material losses amounting to Rp. 27,988 The plaintiff filed a lawsuit against the Bank. The Bank's credit process contained unlawful acts. civil judgment. Currently in the trial process at the Supreme Court.

7. Civil Case Number 887/Pdt.G/2024/PN.Sby dated August 21, 2024 with Plaintiff Sumitro Sitorus, with potential material loss amounting to Rp.6,028 the Plaintiff filed a lawsuit against the Bank. Bank's credit process contained unlawful acts. Currently in trial at the Surabaya District Court.

8. Civil Case Number 98/Pdt.G/2023/PN.Gsk dated September 25,2024 with Plaintiff Bambang Wibisono, with potential material loss of Rp.5,300 the Plaintiff filed a lawsuit against the Bank. Bank's credit process contained unlawful acts. Currently in trial at the Gresik District Court.

9. Civil Case Number 29/Pdt.G/2024/PN.Dpu dated September 9,2024 at the Dompu District Court, concerning a lawsuit related to Certificate of Ownership Number 436 in the name of A. Bakar Mas'ud, which has been encumbered with a Mortgage for financing under the name of UD Wahidin - Diwas, as collateral at PT Bank NTB Syariah Dompu Branch. The lawsuit demands the NTBS to compensate for material and immaterial damages amounting to Rp3,052. Currently, the case is still in process at the Dompu District Court.

10. Other civil cases with a value of each lawsuit demands under Rp3,000 amount to Rp6,568

The Group's management believes that the above cases doesn't interfere to the Group performances.

62. BANK KUSTODIAN

Jasa Kustodian Bank mendapatkan ijin operasi oleh OJK berdasarkan surat OJK No.S-4/PM.2/2019 tanggal 29 Januari 2019. Bank Kustodian merupakan bagian dari Divisi Dana Jasa, Sub Divisi *Priority Banking* & Kustodian, adapun jasa-jasa yang diberikan diantaranya:

1. Penyimpanan *(safekeeping)* dan administrasi atas Efek-efek maupun dokumen berharga lainnya;
2. Penyelesaian transaksi jual dan beli Efek berbentuk warkat (script) maupun tanpa warkat *(scriptless);*
3. Pengurusan hak-hak nasabah atas kepemilikan efek-efek yang disimpan sehingga hak tersebut efektif di rekening nasabah *(corporate action);*
4. Perwakilan *(proxy)* pada Rapat Umum Pemegang Saham dan Rapat Umum Pemegang Obligasi;
5. Sub-Registry untuk melayani investor yang melakukan transaksi dan investasi Efek; dan
6. Penyampaian laporan *(reporting)* dan informasi *(information)* yang terkait dengan Efek-efek dan/atau dokumen berharga milik nasabah yang disimpan dan diadministrasikan oleh Bank.

62. BANK CUSTODY

The Bank Custodian Services has obtained an operating license based on the letter of OJK No.S-4/PM.2/2019 date Januari 29, 2019. Bank's Custodian, which is part of the Service and Fund Divisions, Priority Banking & Custodian Sub-Divisions, provides a full range of custodian services such as:

1. Safekeeping and administration of marketable securities and other valuable assets;
2. Settlement and handling services for script and scriptless trading transactions;
3. Corporate action services related to the rights of the marketable securities;
4. Proxy services for its customers' shareholder meetings and bond holder meetings;
5. Sub-Registry service provider for securities settlement and investment; and
6. Generate reports and information regarding customers' marketable securities which are kept and administered by Bank.

62. BANK KUSTODIAN (lanjutan)

Pada tanggal – tanggal 31 Desember 2024 dan 2023, Kustodian Bank Jatim memiliki 4 nasabah dan 3 nasabah. Nasabah utama terdiri dari Divisi Treasuri dan Dana Pensiun. Nilai portofolio yang disimpan pada tanggal 31 Desember 2024 dan 2023 adalah Rp2.306.873 dan Rp2.225.265.

62. BANK CUSTODY (continued)

As of December 31, 2024 and 2023, Bank Jatim's custodians operations has 4 customers and 3 customers. The customer are primarily Treasury Division and Pension Funds. Total portfolio value as of December 31, 2024 and 2023 amounted to Rp2,306,873 and Rp2,225,265.

63. INFORMASI TAMBAHAN YANG TIDAK DIPERSYARATKAN OLEH STANDAR AKUNTANSI KEUANGAN

a. Giro Wajib Minimum ("GWM") dan Rasio Penyangga Likuiditas Makroprudensial ("PLM")

Saldo giro pada Bank Indonesia disediakan untuk memenuhi persyaratan Giro Wajib Minimum ("GWM") dari Bank Indonesia. Pada tanggal 31 Desember 2024 dan 2023, Rasio GWM Rupiah dan Valuta asing serta Rasio Penyangga Likuiditas Makroprudensial ("PLM") yang harus dipenuhi Bank adalah sebagai berikut:

Rasio (GWM) Bank adalah sebagai berikut:

	2024	2023
Konvensional		
Rupiah		
GWM Primer		
Harian	1,66%	2,49%
Rata-rata	5,15%	6,36%
Penyangga Likuiditas Makroprudensial (PLM)	22,46%	30,50%
Mata uang asing	9,03%	6,62%
Syariah		
Rupiah	5,60%	5,81%
NTBS	5,08%	4,75%

Rasio GWM pada tanggal 31 Desember 2024 dan 2023 dihitung berdasarkan Peraturan Bank Indonesia (PBI) No.20/3/PBI/2018 sebagaimana diubah terakhir dengan PBI No.24/4/PBI/2022 tanggal 25 Februari 2022 dengan Peraturan Anggota Dewan Gubernur (PADG) terakhir yaitu PADG No.12 tahun 2023 tanggal 27 September 2023 tentang tentang Giro Wajib Minimum dalam Rupiah dan Valuta Asing, Bagi Bank Umum Konvensional, Bank Umum Syariah dan Unit Usaha Syariah.

Berdasarkan surat dari Bank Indonesia No.26/201/DKMP/Srt/B tanggal 2 Desember 2024 dan merujuk pada Peraturan Bank Indonesia No.11 Tahun 2023 dan PADG No.4 Tahun 2024, untuk periode tanggal 1 Desember 2024 sampai dengan 31 Desember 2024, Bank telah memperoleh insentif atas penyediaan dana untuk kegiatan ekonomi tertentu dan inklusif berupa pemotongan pemenuhan GWM masing-masing sebesar 4,0% untuk konvensional dan 4,0% untuk syariah.

Berdasarkan surat dari Bank Indonesia No.25/321/DKMP/Srt/B tanggal 5 Desember 2023 dan merujuk pada Peraturan Bank Indonesia No.11 Tahun 2023 dan PADG No.11 Tahun 2023, untuk periode tanggal 1 Desember 2023 sampai dengan 29 Februari 2024, Grup telah memperoleh insentif atas penyediaan dana untuk kegiatan ekonomi tertentu dan inklusif berupa pemotongan pemenuhan GWM masing-masing sebesar 2,8% untuk konvensional dan 2,0% untuk syariah.

63. ADDITIONAL INFORMATION NOT REQUIRED BY THE FINANCIAL ACCOUNTING STANDARDS (continued)

a. Reserve Requirements ("RR") and Macroprudential Liquidity Buffer ("MPLB")

The demand deposit balance at Bank Indonesia is provided to meet the Minimum Reserve Requirement ("GWM") set by Bank Indonesia. As of December 31, 2024, and 2023, the Required Reserve Ratio for Rupiah and foreign currencies, as well as the Macroprudential Liquidity Buffer Ratio ("PLM") that the Bank must comply with, are as follows:

The statutory reserve of the Bank was as follows:

	2024	2023	
Konvensional			*Conventional*
Rupiah			*Rupiah*
GWM Primer			*Primary Statutory Reserve*
Harian	1,66%	2,49%	*Daily*
Rata-rata	5,15%	6,36%	*Average*
Penyangga Likuiditas Makroprudensial (PLM)	22,46%	30,50%	*Macroprudential Liquidity Buffer*
Mata uang asing	9,03%	6,62%	*Foreign currencies*
Syariah			*Sharia*
Rupiah	5,60%	5,81%	*Rupiah*
NTBS	5,08%	4,75%	*NTBS*

The statutory reserves ratio as of December 31, 2024 and 2023 is calculated based on Bank Indonesia Regulation (PBI) No.20/3/PBI/2018 which have been amanded with PBI No.24/4/PBI/2022 dated February 25, 2022 with PADG No.12 year 2023 dated September 27, 2023 regarding Statutory Reserves in Rupiah and Foreign Currency, for Conventional Commercial Banks, Islamic Commercial Banks and Sharia Business Units.

Based on a letter from Bank Indonesia No.26/201/DKPM/Srt/B dated December 2, 2024 and referring to Bank Indonesia Regulation No.11 Year 2023 and PADG No.4 Year 2024, from December 1, 2024 to December 31, 2024 Bank has obtained incentives for providing funds for activities a certain and inclusive economy that reduction in the fulfillment of the statutory reserve requirement by 4.0% for conventional and 4.0% for sharia respectively.

Based on a letter from Bank Indonesia No.25/321/DKMP/Srt/B dated December 5,2023 and referring to Bank Indonesia Regulation Number 11 Year 2023 and PADG No.11 Year 2023, from December 1, 2023 to February 29, 2024, the Group has obtained incentives for providing funds for activities a certain and inclusive economy that reduction in the fulfillment of the statutory reserve requirement by 2.8% for conventional and 2.0% for sharia respectively.

63. INFORMASI TAMBAHAN YANG TIDAK DIPERSYARATKAN OLEH STANDAR AKUNTANSI KEUANGAN (lanjutan)

a. Giro Wajib Minimum ("GWM") dan Rasio Penyangga Likuiditas Makroprudensial ("PLM") (lanjutan)

Rasio PLM pada tanggal 31 Desember 2024 dan 2023 dihitung berdasarkan Peraturan Bank Indonesia (PBI) No.20/4/PBI/2018 sebagaimana diubah terakhir dengan PBI No.24/16/PBI/2022 tanggal 31 Oktober 2022 dan Peraturan Anggota Dewan Gubernur (PADG) terakhir yaitu PADG No.18 tahun 2023 tanggal 29 November 2023 tentang Rasio Intermediasi Makroprudensial dan Penyangga Likuiditas Makroprudensial bagi Bank Umum Konvensional, Bank Umum Syariah, dan Unit Usaha Syariah.

Pada tanggal 31 Desember 2024 dan 2023, sesuai dengan ketentuan Bank Indonesia tersebut di atas, Grup harus memenuhi persyaratan GWM dalam Rupiah sebesar 9%, sedangkan untuk mata uang asing sebesar 4%. Untuk Penyangga Likuiditas Makroprudensial (PLM) sebesar 5% dalam Rupiah pada tanggal 31 Desember 2024 dan 2023.

Pada tanggal 31 Desember 2024 dan 2023, sesuai dengan ketentuan Bank Indonesia tersebut berdasarkan prinsip syariah, Bank harus memenuhi persyaratan GWM dalam Rupiah sebesar 7,5%.

Grup telah memenuhi ketentuan Bank Indonesia tentang Giro Wajib Minimum pada tanggal 31 Desember 2024 dan 2023.

Sisa umur jatuh tempo atas giro pada Bank Indonesia dikategorikan sebagai kurang dari 1 (satu) bulan (Catatan 50).

Pengungkapan lebih lanjut pada giro pada Bank Indonesia diungkapkan pada Catatan 4.

b. Giro pada bank lain

Giro pada bank lain pada tanggal 31 Desember 2024 dan 2023, digolongkan sebagai lancar. Tidak terdapat saldo giro pada bank lain yang diblokir atau digunakan sebagai agunan.

Pengungkapan lebih lanjut pada giro pada bank lain diungkapkan pada Catatan 5.

c. Penempatan pada Bank Indonesia dan bank lain

Semua penempatan pada Bank Indonesia dan bank lain pada tanggal 31 Desember 2024 dan 2023 digolongkan lancar.

Pengungkapan lebih lanjut pada penempatan pada Bank Indonesia dan bank lain diungkapkan pada Catatan 6.

d. Surat-surat berharga

Pada tanggal 31 Desember 2024 dan 2023, kolektibilitas surat-surat berharga adalah dalam kategori lancar.

Pengungkapan lebih lanjut pada surat-surat berharga diungkapkan pada Catatan 8.

e. Penyertaan saham

Pada tanggal 31 Desember 2024 dan 2023, kolektibilitas penyertaan saham adalah dalam kategori lancar.

Pengungkapan lebih lanjut pada penyertaan saham diungkapkan pada Catatan 15.

63. ADDITIONAL INFORMATION NOT REQUIRED BY THE FINANCIAL ACCOUNTING STANDARDS (continued)

a. Reserve Requirements ("RR") and Macroprudential Liquidity Buffer ("MPLB") (continued)

The PLM ratio as of December 31, 2024 and 2023 is calculated based on Bank Indonesia Regulation (PBI) No.20/4/PBI/2018 which have been amended with PBI No.24/16/PBI/2022 dated October 31, 2022 and PADG No.18 year 2023 dated November 29, 2023 regarding Macroprudential Intermediation Ratio and Macroprudential Liquidity Buffer for Conventional Commercial Banks, Islamic Commercial Banks and Sharia Business Units.

As of December 31, 2024 and 2023, based on the above Bank Indonesia regulations, the Group is required to maintain primary statutory reserve in Rupiah amounting to 9%, while statutory reserve for foreign currency amounting to 4%. Macroprudential Liquidity Buffer (PLM) amounting to 5% in Rupiah as of December 31, 2024 and 2023.

As of December 31, 2024 and 2023, based on the Bank Indonesia regulations, for sharia principle, the Bank is required to maintain statutory reserve in Rupiah amounting 7.5%.

The Group has complied with Bank Indonesia regulations concerning the minimum reserve requirments as of December 31, 2024 and 2023.

The remaining period of current amount with Bank Indonesia is catagorized as less than 1 (one) month (Note 50).

The further disclosures on current accounts with Bank Indonesia are presented in Note 4.

b. Current accounts with other banks

Current accounts with other banks as of December 31, 2024 and 2023 were classified as current. None were blocked or under liens as collateral.

The further disclosures on current accounts with other banks are presented in Note 5.

c. Placements with Bank Indonesia and other banks

All placements with Bank Indonesia and other banks as of December 31, 2024 and 2023 were classified as current.

The further disclosures on placements with Bank Indonesia and other banks are presented in Note 6.

d. Marketable securities

As of December 31, 2024 and 2023, the collectibility of securities are classified as current.

The further disclosures on marketable securities are presented in Note 8.

e. Investment in shares

As of December 31, 2024 and 2023, the collectibility of investment in shares are classified as current.

The further disclosures investment in shares are presented in Note 15.

63. INFORMASI TAMBAHAN YANG TIDAK DIPERSYARATKAN OLEH STANDAR AKUNTANSI KEUANGAN (lanjutan)

f. Kredit yang diberikan dan piutang/pembiayaan syariah

Berdasarkan kolektibilitas sesuai Peraturan OJK

Berdasarkan jenis, mata uang dan kolektibilitas

63. ADDITIONAL INFORMATION NOT REQUIRED BY THE FINANCIAL ACCOUNTING STANDARDS (continued)

f. Loans and sharia receivables/financing

By Financial Service Authority Rule collectibility

By type , currency and collectibility

	2024					
	Lancar/ *Current*	**Dalam perhatian khusus/ *Special mention***	**Kurang lancar/ *Substandard***	**Diragukan/ *Doubtful***	**Macet/ *Loss***	**Jumlah/ *Total***
Rupiah/*Rupiah*:						
Pihak berelasi/*Related parties*:						
Modal kerja/*Working capital*	7.820	-	-	-	-	7.820
Konsumsi/*Consumer*	104.391	-	-	-	233	104.624
	112.211	-	-	-	233	112.444
Pihak ketiga/*Third parties*:						
Modal kerja/*Working capital*	17.568.445	1.112.444	99.547	124.032	1.192.979	20.097.447
Investasi/*Investment*	394.793	1.397	31	-	14.577	410.798
Konsumsi/*Consumer*	43.218.336	540.376	50.337	63.400	543.213	44.415.662
	61.181.574	1.654.217	149.915	187.432	1.750.769	64.923.907
Jumlah Rupiah/ *Total Rupiah*:	**61.293.785**	**1.654.217**	**149.915**	**187.432**	**1.751.002**	**65.036.351**
Valuta asing/*Foreign currencies*:						
Pihak ketiga/*Third parties*:						
Modal kerja/*Working capital*	8.895.748	1.181.731	27.952	23.363	187.595	10.316.389
	8.895.748	1.181.731	27.952	23.363	187.595	10.316.389
Jumlah valuta asing/*Total foreign currencies*:	**8.895.748**	**1.181.731**	**27.952**	**23.363**	**187.595**	**10.316.389**
Jumlah/*Total*	**70.189.533**	**2.835.948**	**177.867**	**210.795**	**1.938.597**	**75.352.740**
Penyisihan kerugian penurunan nilai/ *Allowance for impairment losses*	(431.246)	(356.037)	(62.386)	(72.734)	(1.190.821)	(2.113.224)
Jumlah - bersih/*Total - net*	**69.758.287**	**2.479.911**	**115.481**	**138.061**	**747.776**	**73.239.516**

	2023					
	Lancar/ *Current*	**Dalam perhatian khusus/ *Special mention***	**Kurang lancar/ *Substandard***	**Diragukan/ *Doubtful***	**Macet/ *Loss***	**Jumlah/ *Total***
Rupiah/*Rupiah*:						
Pihak berelasi/*Related parties*:						
Konsumsi/*Consumer*	107.395	-	-	-	288	107.683
	107.395	-	-	-	288	107.683
Pihak ketiga/*Third parties*:						
Modal kerja/*Working capital*	13.818.154	924.261	59.999	88.048	531.650	15.422.112
Investasi/*Investment*	6.786.068	1.060.393	6.918	13.921	134.979	8.002.279
Konsumsi/*Consumer*	30.193.793	378.777	30.496	36.134	461.390	31.100.590
	50.798.015	2.363.431	97.413	138.103	1.128.019	54.524.981
Jumlah Rupiah/*Total Rupiah*:	**50.905.410**	**2.363.431**	**97.413**	**138.103**	**1.128.307**	**54.632.664**
Valuta asing/*Foreign currencies*:						
Pihak ketiga/*Third parties*:						
Modal kerja/*Working capital*	128.239	-	-	-	-	128.239
	128.239	-	-	-	-	128.239
Jumlah valuta asing/*Total foreign currencies*:	**128.239**	**-**	**-**	**-**	**-**	**128.239**
	51.033.649	**2.363.431**	**97.413**	**138.103**	**1.128.307**	**54.760.903**
Penyisihan kerugian penurunan nilai/ *Allowance for impairment losses*	(427.551)	(236.983)	(27.840)	(49.043)	(623.488)	(1.364.905)
Jumlah - bersih/*Total - net*	**50.606.098**	**2.126.448**	**69.573**	**89.060**	**504.819**	**53.395.998**

63. INFORMASI TAMBAHAN YANG TIDAK DIPERSYARATKAN OLEH STANDAR AKUNTANSI KEUANGAN (lanjutan)

63. ADDITIONAL INFORMATION NOT REQUIRED BY THE FINANCIAL ACCOUNTING STANDARDS (continued)

f. Kredit yang diberikan dan piutang/pembiayaan syariah (lanjutan)

f. Loans and sharia receivables/financing (continued)

Batas Maksimum Pemberian Kredit (BMPK)

Pada tanggal 31 Desember 2024 dan 2023, Grup telah memenuhi ketentuan BMPK

Legal Lending Limits (BMPK)

As of December 31, 2024 and 2023, the Group was in compliance with Bank Indonesia's legal lending limits

Rasio Kredit Usaha Kecil Terhadap Jumlah Kredit

Rasio kredit usaha mikro, kecil dan menengah (UMKM) terhadap jumlah kredit yang diberikan pada tanggal-tanggal 31 Desember 2024 dan 2023, masing-masing adalah sebesar 26,14% dan 26,81%.

Ratio of Small Enterprises Loans to Loans Receivable

Ratio of micro, small and medium scale enterprises (UMKM) credit to total loans as at December 31, 2024 and 2023 were 26.14% and 26.81% respectively.

Ikhtisar Kredit Bermasalah

Non-performing loans

	2024	2023	
Jumlah *NPL*	2.327.259	1.363.823	*Total NPL*
Rasio *NPL* bruto	2,26%	2,49%	*Ratio of gross NPL*
Rasio *NPL* neto	0,87%	1,21%	*Ratio of net NPL*

Pengungkapan lebih lanjut pada kredit yang diberikan dan piutang/pembiayaan syariah diungkapkan pada Catatan 12.

The further disclosures loans and sharia receivebles/financing are presented in Note 12.

g. Posisi Devisa Neto

Perhitungan Posisi Devisa Neto (PDN) didasarkan pada Peraturan Bank Indonesia No.5/13/PBI/2003 tanggal 17 Juli 2003 sebagaimana telah diubah terakhir dengan Peraturan Bank Indonesia No.12/10/PBI/2010 tanggal 1 Juli 2010. Berdasarkan peraturan tersebut, Grup diwajibkan untuk menjaga rasio PDN laporan posisi keuangan konsolidasian dan secara keseluruhan maksimum 20% dari jumlah modal. PDN adalah penjumlahan nilai absolut yang dinyatakan dalam rupiah dari selisih bersih antara aset dan liabilitas dalam mata uang asing dan selisih bersih tagihan dan liabilitas komitmen dan kontinjensi yang dicatat dalam rekening administratif yang didenominasi dalam setiap mata uang.

g. Net Open Position

The Net Open Position (NOP) was calculated based on Bank Indonesia Regulation No.5/13/PBI/2003 dated July 17, 2003 which was last amended by Bank Indonesia Regulation No.12/10/PBI/2010 dated July 1, 2010. Based on this regulation, the Group is required to maintain overall and consolidated statement of financial position Net Open Position at a maximum of 20% of the total capital. The ratio is the sum of the absolute values, which are stated in rupiah, of the net difference between the assets and liabilities denominated in each foreign currency and the net difference and payables of both commitments and contingencies recorded in the administrative accounts denominated in each currency.

63. INFORMASI TAMBAHAN YANG TIDAK DIPERSYARATKAN OLEH STANDAR AKUNTANSI KEUANGAN (lanjutan)

g. Posisi Devisa Neto (lanjutan)

PDN Grup pada tanggal-tanggal 31 Desember 2024 dan 2023 adalah sebagai berikut:

63. ADDITIONAL INFORMATION NOT REQUIRED BY THE FINANCIAL ACCOUNTING STANDARDS (continued)

g. Net Open Position (continued)

The Group's NOP as of December 31, 2024 and 2023 are as follows:

	2024				
Mata uang	**Aset/ *Assets***	**Liabilitas/ *Liabilities***	**Nilai neto/ *Net value***	**Nilai absolut neto/ *Net absolute value***	***Currencies***
POSISI KEUANGAN					***FINANCIAL POSITION***
Dolar Amerika Serikat	631.839	444.022	187.817	187.817	*United States Dollar*
Riyal Saudi Arabia	14.699	-	14.699	14.699	*Saudi Arabian Riyal*
Dolar Singapura	18.586	20.460	(1.874)	1.874	*Singapore Dollar*
Euro	7.272	1.190	6.082	6.082	*Euro*
Ringgit Malaysia	2.909	-	2.909	2.909	*Malaysian Ringgit*
Poundsterling Inggris Raya	2.622	-	2.622	2.622	*Great Britain Poundsterling*
Dolar Australia	6.580	240	6.340	6.340	*Australian Dollar*
Yuan China Renminbi	4.561	-	4.561	4.561	*Chinese Yuan Renminbi*
Yen Jepang	1.418	217	1.201	1.201	*Japanese Yen*
Dolar Hong Kong	906	21	885	885	*Hong Kong Dollar*
	691.392	**466.150**	**225.242**	**228.990**	
REKENING ADMINISTRATIF					***ADMINISTRATIVE ACCOUNTS***
Dolar Amerika Serikat	-	220.035	(220.035)	220.035	*United States Dollar*
Jumlah	**691.392**	**686.185**	**5.207**	**73.390**	***Total***
Total modal (Catatan 56)				11.433.492	*Total capital (Note 56)*
Rasio Posisi Devisa Neto (Posisi keuangan)				2,00%	*Net Open Position as a percentage of capital (Financial position)*
Rasio Posisi Devisa Neto				0,64%	*Net Open Position as a percentage of capital*

	2023				
Mata uang	**Aset/ *Assets***	**Liabilitas/ *Liabilities***	**Nilai neto/ *Net value***	**Nilai absolut neto/ *Net absolute value***	***Currencies***
POSISI KEUANGAN					***FINANCIAL POSITION***
Dolar Amerika Serikat	434.208	394.155	40.053	40.053	*United States Dollar*
Riyal Saudi Arabia	15.436	-	15.436	15.436	*Saudi Arabian Riyal*
Dolar Singapura	71.918	68.077	3.841	3.841	*Singapore Dollar*
Euro	6.365	763	5.602	5.602	*Euro*
Ringgit Malaysia	1.984	-	1.984	1.984	*Malaysian Ringgit*
Poundsterling Inggris Raya	2.553	-	2.553	2.553	*Great Britain Poundsterling*
Dolar Australia	6.676	1	6.675	6.675	*Australian Dollar*
Yuan China Renminbi	4.673	1.310	3.363	3.363	*Chinese Yuan Renminbi*
Yen Jepang	1.072	33	1.039	1.039	*Japanese Yen*
Dolar Hong Kong	762	-	762	762	*Hong Kong Dollar*
	545.647	**464.339**	**81.308**	**81.308**	
REKENING ADMINISTRATIF					***ADMINISTRATIVE ACCOUNTS***
Dolar Amerika Serikat	-	47.915	(47.915)	47.915	*United States Dollar*
Jumlah	**545.647**	**512.254**	**33.393**	**49.117**	***Total***
Total modal (Catatan 54)				**11.541.194**	*Total capital (Note 54)*
Rasio Posisi Devisa Neto (Posisi keuangan)				0,70%	*Net Open Position as a percentage of capital (Financial position)*
Rasio Posisi Devisa Neto				0,43%	*Net Open Position as a percentage of capital*

63. INFORMASI TAMBAHAN YANG TIDAK DIPERSYARATKAN OLEH STANDAR AKUNTANSI KEUANGAN (lanjutan)

63. ADDITIONAL INFORMATION NOT REQUIRED BY THE FINANCIAL ACCOUNTING STANDARDS (continued)

h. Rasio Kewajiban Penyediaan Modal Minimum ("KPMM")

h. Capital Adequacy Ratio

	2024		2023		
	Bank	**Konsolidasian**	**Bank**	**Konsolidasian**	
Modal inti (*Tier* 1)					*Core capital (Tier 1)*
Modal inti utama (CET 1)	11.132.593	12.991.006	11.025.184	-	*Common equity tier (CET 1)*
Modal inti tambahan (AT 1)	-	-	-	-	*Additional equity tier (AT 1)*
	11.132.593	12.991.006	11.025.184	-	
Modal pelengkap (*Tier* 2)	574.469	661.475	516.010	-	*Supplementary capital (Tier 2)*
Jumlah modal	11.707.062	13.652.481	11.541.194	-	*Total capital*
Aset Tertimbang Menurut Risiko					*Risk Weighted Asset*
Risiko kredit	45.383.026	52.256.577	40.764.771	-	*Credit risk*
Risiko operasional	4.398.974	4.597.938	4.083.746	-	*Operational risk*
Risiko pasar	54.460	54.460	49.106	-	*Market risk*
Jumlah Aset Tertimbang Menurut Risiko	49.836.460	56.908.975	44.897.623	-	*Total Risk Weighted Asset*
Rasio kecukupan modal					*Capital Adequacy Ratio*
Rasio CET 1	22,34%	22,83%	24,56%	-	*CET 1 ratio*
Rasio *tier* 1	22,34%	22,83%	24,56%	-	*Tier 1 ratio*
Rasio *tier* 2	1,15%	1,16%	1,15%	-	*Tier 2 ratio*
Rasio modal terhadap ATMR	23,49%	23,99%	25,71%	-	*Ratio of capital to ATMR*
Rasio kewajiban penyediaan modal minimum untuk risiko kredit dan risiko operasional	23,52%	24,01%	25,73%	-	*Capital adequacy ratio with credit and operational risk*
Rasio kewajiban penyediaan modal minimum untuk risiko kredit, risiko pasar dan risiko operasional	23,49%	23,99%	25,71%	-	*Capital adequcy ratio with credit. market and operational risk and operational risk*
Rasio kewajiban penyediaan modal minimum yang diwajibkan	9% - <10%	9% - <10%	9% - <10%	-	*Minimum capital adequacy ratio required*

OJK berwenang menetapkan modal minimum lebih besar dari modal minimum dalam hal OJK menilai suatu bank menghadapi potensi kerugian yang membutuhkan modal lebih besar.

OJK is authorised to stipulate minimum capital greater than minimum capital in terms of OJK assesses a bank as facing potential losses which requires a larger capital.

Berdasarkan *self-assessment* Grup pada tanggal 31 Desember 2024 profil risiko Grup dinilai berada pada peringkat Low to Moderat (PK-2). Oleh karena itu, Grup berkewajiban untuk memenuhi modal minimum sebesar 9% sampai dengan kurang dari 10%. Kewajiban Penyediaan Modal Minimum Grup berada pada level di atas modal minimum yang diwajibkan tersebut, yaitu sebesar 23,99%.

Based on its self-assessment, as of December 31, 2024 the Group risk profile is assessed to be in rating Low to Moderat (PK-2). Therefore, the Group is required to provide a minimum capital of 9% to less than 10%. The Group Capital Adequate Ratio was 23.99%, which was higher than the required minimum provision of capital.

64. REKLASIFIKASI AKUN

Beberapa akun dalam laporan keuangan yang berakhir pada tahun 31 Desember 2023 dan 2022 telah direklasifikasi agar sesuai dengan penyajian laporan keuangan konsolidasian per 31 Desember 2024 untuk tujuan perbandingan.

64. RECLASSIFICATION OF ACCOUNTS

Certain accounts in the financial statements for the year ended December 31, 2023 and 2022 have been reclassified to the preparation of consolidated financial statements as December 31, 2024 for comparative purposes.

	Sebelum Reklasifikasi/ *Before Reclassification*	Reklasifikasi/ *Reclassification*	Sesudah Reklasifikasi/ *After Reclassification*	
31 Desember 2023				***December 31, 2023***
Laporan Posisi Keuangan Konsolidasian				***Consolidated Statement of Financial Position***
Tagihan lainnya	223.138	(6.745)	216.393	*Other receivables*
Aset tetap				*Fixed assets*
Harga perolehan	2.230.878	(120.391)	2.110.487	*Acquisition cost*
Akumulasi penyusutan	(953.165)	96.947	(856.218)	*Accumulated depreciation*
	1.277.713	(23.444)	1.254.269	
Aset takberwujud				*Intangible assets*
Harga perolehan	-	120.391	120.391	*Acquisition cost*
Akumulasi amortisasi	-	(96.947)	(96.947)	*Accumulated amortization*
	-	23.444	23.444	
Aset lain-lain	373.402	6.745	380.147	*Other assets*
Laporan Laba Rugi dan Penghasilan Komprehensif Lain Konsolidasian				***Consolidated Statements of Profit or Loss and Other Comprehensive Income***
Tenaga kerja dan tunjangan karyawan	1.762.643	(138.111)	1.624.532	*Salaries and employee benefits*
Umum dan administrasi	1.182.987	132.028	1.315.015	*General and administrative*
Beban lainnya	194.713	6.083	200.796	*Other expenses*
1 Januari 2023				***January 1, 2023***
Laporan Posisi Keuangan Konsolidasian				***Consolidated Statement of Financial Position***
Tagihan lainnya	286.147	55.032	341.179	*Other receivables*
Aset tetap				*Fixed assets*
Harga perolehan	2.109.260	(103.137)	2.006.123	*Acquisition cost*
Akumulasi penyusutan	(825.010)	78.545	(746.465)	*Accumulated amortization*
	1.284.250	(24.592)	1.259.658	
Aset takberwujud				*Intangible assets*
Harga perolehan	-	103.137	103.137	*Acquisition cost*
Akumulasi amortisasi	-	(78.545)	(78.545)	*Accumulated amortization*
	-	24.592	24.592	
Aset lain-lain	140.998	(55.032)	85.966	*Other assets*

65. STANDAR AKUNTANSI BARU

Berikut ini ikhtisar Pernyataan Standar Akuntansi Keuangan (PSAK) yang diterbitkan oleh Dewan Standar Akuntansi Keuangan yang relevan untuk Grup, namun belum berlaku efektif untuk laporan keuangan konsolidasian yang berakhir pada tanggal 31 December 2024:

Berlaku efektif pada atau setelah tanggal 1 Januari 2025:

1. PSAK 117, “Kontrak Asuransi”, yang diadopsi dari IFRS 17, penerapan dini diperkenankan untuk entitas yang juga telah menerapkan PSAK 109 dan PSAK 115.

2. Amandemen PSAK 221, "Pengaruh Perubahan Kurs Valuta Asing tentang Kekurangan Ketertukaran". Penerapan lebih dini diperkenankan.

Saat ini Grup sedang mengevaluasi dan belum menetapkan dampak dari penerapan standar tersebut serta pengaruhnya pada laporan keuangan konsolidasian.

65. NEW ACCOUNTING STANDARDS

The following summarizes the Statement of Financial Accounting Standards (PSAK) which were issued by the Financial Accounting Standards Board and are relevant to the Group, but is not yet effective for consolidated financial statements ended December 31, 2024:

Effective on or after January 1, 2025:

1. *PSAK 117, “Insurance Contracts”, adopted from IFRS 17, early application is permitted for entities that have also applied PSAK 109 and PSAK 115.*

2. *Amendment to PSAK 221, “The Effect of Changes in Foreign Exchange Rates on the Lack of Convertibility”. Early application is permitted.*

The Group is currently evaluating the above standards and has not yet determined the impact of these standard on the consolidated financial statement.

66. PENYELESAIAN LAPORAN KEUANGAN

Laporan keuangan konsolidasian telah diselesaikan dan disetujui untuk diterbitkan oleh Direksi Bank pada tanggal 20 Maret 2025.

66. COMPLETION OF THE FINANCIAL STATEMENTS

The consolidated financial statements were completed and authorized for issuance by the Bank's Directors on March 20, 2025.

67. INFORMASI TAMBAHAN

Informasi keuangan tambahan

Informasi yang disajikan pada lampiran 1 - 4 merupakan informasi keuangan tambahan PT Bank Pembangunan Daerah Jawa Timur Tbk, Entitas Induk, yang menyajikan penyertaan Bank pada Entitas Anak berdasarkan metode biaya.

67. SUPPLEMENTARY INFORMATION

Supplementary financial information

The additional information presented in appendix 1 - 4 is a supplementary financial information of PT Bank Pembangunan Daerah Jawa Timur Tbk, the Parent Entity, which presents the Bank's investment in its Subsidiary using cost method.

INFORMASI KEUANGAN TAMBAHAN ENTITAS INDUK/
SUPPLEMENTARY FINANCIAL INFORMATION OF PARENT ENTTITY

PT BANK PEMBANGUNAN DAERAH JAWA TIMUR Tbk
LAPORAN POSISI KEUANGAN - ENTITAS INDUK
31 Desember 2024 dan 2023
(Disajikan dalam jutaan Rupiah, kecuali dinyatakan lain)

PT BANK PEMBANGUNAN DAERAH JAWA TIMUR Tbk
STATEMENTS OF FINANCIAL POSITION - PARENT ENTITY
December 31, 2024 and 2023
(Expressed in millions of Rupiah, unless otherwise stated)

	31 Desember/ *December 31,* 2024	**31 Desember/ *December 31,* 2023**	**1 Januari/ *January 1,* 2023 *)**	
ASET				***ASSETS***
Kas	2.363.023	2.652.775	1.988.262	*Cash*
Giro pada Bank Indonesia	4.907.639	7.971.412	10.786.740	*Current accounts with Bank Indonesia*
Giro pada bank lain	504.712	491.330	303.129	*Current account with other banks*
Cadangan kerugian penurunan nilai	(276)	(1.077)	(441)	*Allowance for impairment losses*
	504.436	490.253	302.688	
Penempatan pada Bank Indonesia dan bank lain	1.333.470	5.234.721	6.916.329	*Placements with Bank Indonesia and other Banks*
Cadangan kerugian penurunan nilai	(1.278)	(5.026)	(3.154)	*Allowance for impairment losses*
	1.332.192	5.229.695	6.913.175	
Tagihan spot dan derivatif	1.144	-	361	*Receivables of spot and derivative*
Surat berharga	17.787.861	16.323.831	23.217.671	*Marketable securities*
Cadangan kerugian penurunan nilai	(342)	(511)	(400)	*Allowance for impairment losses*
	17.787.519	16.323.320	23.217.271	
Surat berharga yang dijual dengan janji dibeli kembali	9.149.544	8.303.663	4.095.066	*Marketable securities sold under repurchased agreement*
Tagihan dari surat berharga yang dibeli dengan janji dijual kembali	617.860	6.247.318	7.822.847	*Receivable from marketable securities purchased under resale agreement*
Tagihan lainnya	243.005	275.049	384.591	*Other receivables*
Cadangan kerugian penurunan nilai	-	(58.656)	(43.412)	*Allowance for impairment losses*
	243.005	216.393	341.179	
Kredit yang diberikan dan				*Loans and sharia receivables/financing*
- Pihak berelasi	104.624	107.683	134.871	*Related parties -*
- Pihak ketiga	63.952.009	54.653.220	46.061.786	*Third parties -*
Jumlah	64.056.633	54.760.903	46.196.657	*Total*
Cadangan kerugian penurunan nilai	(1.988.445)	(1.364.905)	(1.318.612)	*Allowance for impairment losses*
	62.068.188	53.395.998	44.878.045	
Pendapatan bunga yang masih akan diterima	747.031	685.734	646.125	*Accrued interest income*
Biaya dibayar dimuka	186.286	207.452	166.661	*Prepaid expenses*
Penyertaan	100.000	-	-	*Investments*
Aset tetap				*Fixed assets*
Biaya perolehan	2.178.974	2.110.487	2.006.123	*Cost*
Akumulasi penyusutan	(923.771)	(856.218)	(746.465)	*Accumulated depreciation*
	1.255.203	1.254.269	1.259.658	
Aset takberwujud	11.159	23.444	24.592	*Intangible assets*
Aset pajak tangguhan, neto	405.628	472.123	502.238	*Deferred tax assets, net*
Piutang pajak	67.274	777	493	*Tax receivables*
Aset lain-lain, neto	326.447	380.147	85.966	*Other assets, net*
JUMLAH ASET	**102.073.578**	**103.854.773**	**103.031.367**	***TOTAL ASSETS***

*) Reklasifikasi akun (Catatan 64)

*) *Reclassification of accounts (Note 64)*

INFORMASI KEUANGAN TAMBAHAN ENTITAS INDUK/
SUPPLEMENTARY FINANCIAL INFORMATION OF PARENT ENTTITY

PT BANK PEMBANGUNAN DAERAH JAWA TIMUR Tbk
LAPORAN POSISI KEUANGAN - ENTITAS INDUK
31 Desember 2024 dan 2023
(Disajikan dalam jutaan Rupiah, kecuali dinyatakan lain)

PT BANK PEMBANGUNAN DAERAH JAWA TIMUR Tbk
STATEMENTS OF FINANCIAL POSITION - PARENT ENTITY
December 31, 2024 and 2023
(Expressed in millions of Rupiah, unless otherwise stated)

	31 Desember/ *December 31,* 2024	**31 Desember/ *December 31,* 2023**	**1 Januari/ *January 1,* 2023 *)**	
LIABILITAS, DANA SYIRKAH TEMPORER DAN EKUITAS				***LIABILITIES, TEMPORARY SYIRKAH FUNDS AND EQUITY***
LIABILITAS				***LIABILITIES***
Liabilitas segera	779.547	987.604	872.514	*Obligation due immediately*
Simpanan dari nasabah				*Deposits from customers*
- Pihak berelasi	12.265.304	12.644.538	15.295.405	*Related parties -*
- Pihak ketiga	62.563.990	63.205.317	64.630.285	*Third parties -*
	74.829.294	75.849.855	79.925.690	
Simpanan dari bank lain				*Deposits from other banks*
- Pihak berelasi	44.323	56.694	141.996	*Related parties -*
- Pihak ketiga	689.529	2.503.627	3.168.842	*Third parties -*
	733.852	2.560.321	3.310.838	
Liabilitas surat berharga yang dijual dengan janji dibeli kembali	8.780.366	7.915.163	3.891.346	*Liabilities of marketable securities sold under repurchase agreement*
Pinjaman yang diterima	572.096	596.977	631.464	*Borrowings*
Utang pajak	65.485	143.245	90.783	*Taxes payable*
Beban yang masih harus dibayar	410.948	504.748	520.840	*Accrued expenses*
Liabilitas lain-lain	693.855	779.314	472.054	*Other liabilities*
JUMLAH LIABILITAS	**86.865.443**	**89.337.227**	**89.715.529**	***TOTAL LIABILITIES***
DANA SYIRKAH TEMPORER				***TEMPORARY SYIRKAH FUNDS***
Simpanan dari nasabah				*Deposits from customers*
- Pihak berelasi	5.284	3.764	2.302	*Related parties -*
- Pihak ketiga	2.660.950	2.343.291	1.839.390	*Third parties -*
	2.666.234	2.347.055	1.841.692	
Simpanan dari bank lain				*Deposits from other banks*
- Pihak ketiga	29.200	19.422	28.285	*Third parties -*
	29.200	19.422	28.285	
TOTAL DANA *SYIRKAH* TEMPORER	**2.695.434**	**2.366.477**	**1.869.977**	***TEMPORARY SYIRKAH FUNDS***
TOTAL LIABILITAS DAN DANA SYIRKAH TEMPORER	**89.560.877**	**91.703.704**	**91.585.506**	***TOTAL LIABILITIES AND TEMPORARY SYIRKAH FUNDS***

) Reklasifikasi akun (Catatan 64)

) *Reclassification of accounts (Note 64)*

PT BANK PEMBANGUNAN DAERAH JAWA TIMUR Tbk
LAPORAN POSISI KEUANGAN - ENTITAS INDUK
31 Desember 2024 dan 2023
(Disajikan dalam jutaan Rupiah, kecuali dinyatakan lain)

PT BANK PEMBANGUNAN DAERAH JAWA TIMUR Tbk
STATEMENTS OF FINANCIAL POSITION - PARENT ENTITY
December 31, 2024 and 2023
(Expressed in millions of Rupiah, unless otherwise stated)

	2024	2023	2023	
EKUITAS				***EQUITY***
Modal saham				*Share capital*
Seri A : nilai nominal Rp250 (Rupiah penuh) per saham				*Series A : Rp250 (full Rupiah per value per share*
Seri B : nilai nominal Rp250 (Rupiah penuh) per saham				*Series B: Rp250 (full Rupiah per value per share*
Modal dasar				*Authorized*
Seri A : 24.000.000.000 saham				*Series A : 24,000,000,000 shares*
Seri B : 12.000.000.000 saham				*Series B : 12,000,000,000 shares*
Modal ditempatkan dan disetor penuh				*Issued and fully paid*
Seri A : 11.934.147.982 saham				*Series A : 11,934,147,982 shares*
Seri B : 3.081.350.100 saham	3.753.875	3.753.875	3.753.875	*Series B : 3,081,350,100 shares*
Tambahan modal disetor	532.734	532.734	532.734	*Paid-in capital*
Surplus revaluasi aset tetap	789.019	788.049	789.998	*Revalution surplus of fixed assets*
Pengukuran kembali liabilitas imbalan kerja pasti - setelah pajak tangguhan	(135.396)	(117.777)	(100.912)	*Remeasurement of defined employee benefit - net of deferred tax*
Kerugian yang belum direalisasi atas aset keungan yang diukur pada nilai wajar melalui penghasilan komprehensif lain - setelah pajak tangguhan	(150.100)	(63.958)	(115.048)	*Unrealized loss financial assets measured at fair value through other comprehensive income - net of deferred tax*
Saldo laba				*Retained earnings*
Cadangan umum	6.441.453	5.788.041	5.042.390	*General reserve*
Belum ditentukan penggunaannya	1.281.116	1.470.105	1.542.824	*Unappropriated*
JUMLAH EKUITAS	**12.512.701**	**12.151.069**	**11.445.861**	***TOTAL EQUITY***
JUMLAH LIABILITAS, DANA SYIRKAH TEMPORER DAN EKUITAS	**102.073.578**	**103.854.773**	**103.031.367**	***TOTAL LIABILITIES, TEMPORARY SYIRKAH FUNDS AND EQUITY***

*) Reklasifikasi akun (Catatan 64)

*) *Reclassification of accounts (Note 64)*

INFORMASI KEUANGAN TAMBAHAN ENTITAS INDUK/
SUPPLEMENTARY FINANCIAL INFORMATION OF PARENT ENTTITY

PT BANK PEMBANGUNAN DAERAH JAWA TIMUR Tbk
LAPORAN LABA RUGI DAN PENGHASILAN KOMPREHENSIF LAIN - ENTITAS INDUK
Untuk tahun berakhir pada tanggal-tanggal 31 Desember 2024 dan 2023
(Disajikan dalam jutaan Rupiah, kecuali dinyatakan lain)

PT BANK PEMBANGUNAN DAERAH JAWA TIMUR Tbk
STATEMENTS OF PROFIT OR LOSS AND OTHER COMPREHENSIVE INCOME - PARENT ENTITY
For the years ended December 31, 2024 and 2023
(Expressed in millions of Rupiah, unless otherwise stated)

	2024	2023	
PENDAPATAN DAN BEBAN OPERASIONAL			***OPERATING INCOME AND EXPENSES***
Pendapatan bunga	8.122.406	7.357.284	*Interest income*
Beban bunga	(2.548.460)	(2.316.184)	*Interest expense*
Pendapatan bunga bersih	**5.573.946**	**5.041.100**	***Net interest income***
Pendapatan operasional lainnya	**809.065**	**648.420**	***Other operating income***
Beban operasional lainnya			***Other operating expenses***
Tenaga kerja	(1.698.622)	(1.630.615)	*Personnel*
Umum dan administrasi	(1.424.888)	(1.315.015)	*General and administrative*
Penyisihan atas penurunan nilai aset keuangan	(1.269.525)	(694.136)	*Allowance for impairment losses on financial assets*
Beban lainnya	(360.799)	(194.713)	*Others*
Jumlah beban operasional lainnya	**(4.753.834)**	**(3.834.479)**	*Total other operating expenses*
LABA OPERASIONAL	**1.629.177**	**1.855.041**	***INCOME FROM OPERATIONS***
PENDAPATAN (BEBAN) NON-OPERASIONAL			***NON-OPERATING INCOME (EXPENSES)***
Pendapatan non-operasional	66.190	57.041	*Non-operating income*
Beban non-operasional	(44.042)	(19.339)	*Non-operating expenses*
PENDAPATAN NON-OPERASIONAL - BERSIH	**22.148**	**37.702**	***NON-OPERATING INCOME - NET***
LABA SEBELUM PAJAK PENGHASILAN	**1.651.325**	**1.892.743**	***INCOME BEFORE INCOME TAX***
BEBAN PAJAK PENGHASILAN			***INCOME TAX EXPENSE***
Kini	(274.748)	(399.474)	*Current*
Tangguhan	(95.461)	(23.164)	*Deferred*
BEBAN PAJAK PENGHASILAN	(370.209)	(422.638)	***INCOME TAX EXPENSE***
LABA BERSIH	**1.281.116**	**1.470.105**	***NET INCOME***
PENGHASILAN (BEBAN) KOMPREHENSIF LAIN:			***OTHER COMPREHENSIVE INCOME (LOSS):***
Pos-pos yang akan direklasifikasi ke laba rugi:			***Items that will be reclassified subsequently to profit or loss:***
Keuntungan (kerugian) yang belum direalisasi atas aset keuangan yang diukur pada nilai wajar melalui penghasilan komprehensif lain	(106.348)	63.074	*Unrealized gain (loss) on financial assets measured at fair value through other comprehensive income*
Pajak penghasilan terkait	20.206	(11.984)	*Related income taxes*
	(86.142)	51.090	
Pos-pos yang tidak akan direklasifikasi ke laba rugi:			***Items that will not be reclassified subsequently to profit or loss:***
Surpuls (defisit) revaluasi aset tetap	970	(1.949)	*Revaluation surplus (deficit) of fixed assets*
Pengukuran kembali liabilitas imbalan kerja	(21.466)	(21.898)	*Remeasurement of employee benefit liabilities*
Pajak penghasilan terkait	3.847	5.033	*Related income taxes*
	(16.649)	(18.814)	
Penghasilan komprehensif lain - setelah pajak	**(102.791)**	**32.276**	***Other comprehensive income - net of tax***
JUMLAH LABA KOMPREHENSIF	**1.178.325**	**1.502.381**	***TOTAL COMPREHENSIVE INCOME***
LABA PER SAHAM DASAR	**85,32**	**97,91**	***BASIC EARNINGS PER SHARE***

INFORMASI KEUANGAN TAMBAHAN ENTITAS INDUK/
SUPPLEMENTARY FINANCIAL INFORMATION OF PARENT ENTTITY

PT BANK PEMBANGUNAN DAERAH JAWA TIMUR Tbk
LAPORAN PERUBAHAN EKUITAS - ENTITAS INDUK
Untuk tahun berakhir pada tanggal-tanggal
31 Desember 2024 dan 2023
(Disajikan dalam jutaan Rupiah, kecuali dinyatakan lain)

PT BANK PEMBANGUNAN DAERAH JAWA TIMUR Tbk
STATEMENTS OF CHANGES IN EQUITY - PARENT ENTITY
For the years ended
December 31, 2024 and 2023
(Expressed in millions of Rupiah, unless otherwise stated)

	Modal ditempatkan dan disetor penuh/ *Issued and fully paid capital*	Tambahan modal disetor/ *Additional paid-in capital*	Selisih penilaian kembali aset tetap/ *Revalution surplus of fixed assets*	Keuntungan (kerugian) yang belum direalisasi atas efek-efek yang diukur pada Nilai wajar melalui penghasilan komprehensif lain/ *Unrealized gain (loss) on marketable securities at Fair value through other comprehensive income - net of deferred tax*	Laba (rugi) pengukuran kembali program manfaat pasti - setelah pajak tangguhan/ *Gain (loss) remeasurement of defined benefit pension plans -net of deferred tax*	Saldo laba/*Retained earnings*		Jumlah ekuitas/ *Total equity*	
						Telah ditentukan penggunaannya/ *Appropriated*	Belum ditentukan penggunaannya/ *Unappropriated*		
Saldo 31 Desember 2022	**3.753.875**	**532.734**	**789.998**	**(115.048)**	**(100.912)**	**5.042.390**	**1.542.824**	**11.445.861**	***Balance as of December 31, 2022***
Pembentukan cadangan umum	-	-	-	-	-	745.651	(745.651)	-	*Appropriation for general reserve*
Pembagian dividen tunai	-	-	-	-	-	-	(797.173)	(797.173)	*Distribution of cash dividends*
Jumlah laba komprehensif tahun berjalan	-	-	(1.949)	51.090	(16.865)	-	1.470.105	1.520.381	*Total comprehensive income for the year*
Saldo 31 Desember 2023	**3.753.875**	**532.734**	**788.049**	**(63.958)**	**(117.777)**	**5.788.041**	**1.470.105**	**12.151.069**	***Balance as of December 31, 2023***
Pembentukan cadangan umum	-	-	-	-	-	653.412	(653.412)	-	*Appropriation for general reserve*
Pembagian dividen tunai	-	-	-	-	-	-	(816.693)	(816.693)	*Distribution of cash dividends*
Jumlah laba komprehensif tahun berjalan	-	-	970	(86.142)	(17.619)	-	1.281.116	1.178.325	*Total comprehensive income for the year*
Saldo 31 Desember 2024	**3.753.875**	**532.734**	**789.019**	**(150.100)**	**(135.396)**	**6.441.453**	**1.281.116**	**12.512.701**	***Balance as of December 31, 2024***

PT BANK PEMBANGUNAN DAERAH JAWA TIMUR Tbk
LAPORAN ARUS KAS - ENTITAS INDUK
Untuk tahun berakhir pada tanggal-tanggal
31 Desember 2024 dan 2023
(Disajikan dalam jutaan Rupiah, kecuali dinyatakan lain)

PT BANK PEMBANGUNAN DAERAH JAWA TIMUR Tbk
STATEMENTS OF CASH FLOWS - PARENT ENTITY
For the years ended
December 31, 2024 and 2023
(Expressed in millions of Rupiah, unless otherwise stated)

	2024	2023	
ARUS KAS DARI AKTIVITAS OPERASI			***CASH FLOWS FROM OPERATING ACTIVITIES***
Penerimaan bunga, provisi dan komisi	8.060.963	7.324.150	*Interest, provision and commissions received*
Pembayaran bunga	(2.595.451)	(2.310.264)	*Interest paid*
Penerimaan pendapatan operasional lainnya	652.779	521.156	*Other operating income received*
Penerimaan kembali dari kredit hapus buku	156.285	127.264	*Collection of loans written-off*
Pembayaran beban umum dan administrasi	(1.528.169)	(1.283.327)	*General and administrative expenses paid*
Pembayaran beban tenaga kerja	(1.792.328)	(1.763.167)	*Personnel expenses paid*
Penerimaan pendapatan non-operasional	64.765	60.386	*Non-operating income received*
Pembayaran beban non-operasional	(43.970)	(19.337)	*Non-operating expenses paid*
Pembayaran pajak penghasilan	(306.667)	(368.455)	*Income tax paid*
Penerimaan kas sebelum perubahan dalam aset dan liabilitas operasi	**2.668.207**	**2.288.406**	***Cash received before changes in operating assets and liabilities***
Penurunan (kenaikan) dalam aset operasi			***Decrease (increase) in operating assets***
Penempatan pada Bank Indonesia dan bank lain	1.500	(1.500)	*Placements with Bank Indonesia and other Banks*
Kredit yang diberikan	(9.928.334)	(9.193.797)	*Loans*
Tagihan spot dan derivatif	(1.144)	-	*Receivables of spot and derivative*
Surat berharga yang dijual dengan janji dibeli kembali	(845.881)	(4.208.597)	*Marketable securities sold under repurchased agreement*
Tagihan dari surat berharga yang dibeli dengan janji dijual kembali	5.629.458	1.575.529	*Receivable from marketable securities purchased under resale agreement*
Aset lain-lain	(161.904)	(166.678)	*Other assets*
Kenaikan (penurunan) liabilitas operasi			***Increase (decrease) in operating liabilities***
Liabilitas segera	(208.058)	115.091	*Liabilities immediately payable*
Simpanan nasabah	(701.382)	(3.570.473)	*Deposits from customers*
Simpanan dari bank lain	(1.816.691)	(759.380)	*Deposits from other banks*
Liabilitas surat berharga yang dijual dengan janji dibeli kembali	865.203	4.023.817	*Liabilities of marketable securities sold under repurchase agreement*
Liabilitas lain-lain	(92.132)	200.981	*Other liabilities*
Kas bersih digunakan untuk aktivitas operasi	**(4.591.158)**	**(9.696.601)**	***Net cash used in operating activities***
ARUS KAS DARI AKTIVITAS INVESTASI			***CASH FLOWS FROM INVESTING ACTIVITIES***
Efek-efek	(1.570.378)	6.948.323	*Marketable securities*
Pembelian aset tetap	(121.918)	(132.044)	*Acquisitions of fixed assets*
Pembelian aset takberwujud	(758)	(17.254)	*Acquisitions of intangible assets*
Hasil penjualan aset tetap	1.471	5.608	*Proceeds from sale of fixed assets*
Penyertaan saham	(100.000)	-	*Investment in shares*
Kas bersih diperoleh dari (digunakan untuk) aktivitas investasi	**(1.791.583)**	**6.804.633**	***Net cash provided by (used in) investing activities***
ARUS KAS DARI AKTIVITAS PENDANAAN			***CASH FLOWS FROM FINANCING ACTIVITIES***
Penerimaan (pembayaran) dari pinjaman yang diterima	(24.881)	43.578	*Proceeds (payments of) from borrowings*
Penerimaan (pembayaran) liabilitas sewa	(15.724)	6.316	*Proceeds (payments of) lease liability*
Pembayaran dividen kas	(816.693)	(797.173)	*Payments of cash dividens*
Kas bersih digunakan untuk aktivitas pendanaan	**(857.298)**	**(747.279)**	***Net cash used in financing activities***

PT BANK PEMBANGUNAN DAERAH JAWA TIMUR Tbk
LAPORAN ARUS KAS - ENTITAS INDUK
Untuk tahun berakhir pada tanggal-tanggal
31 Desember 2024 dan 2023
(Disajikan dalam jutaan Rupiah, kecuali dinyatakan lain)

PT BANK PEMBANGUNAN DAERAH JAWA TIMUR Tbk
STATEMENTS OF CASH FLOWS - PARENT ENTITY
For the years ended
December 31, 2024 and 2023
(Expressed in millions of Rupiah, unless otherwise stated)

	2024	2023	
PENURUNAN BERSIH KAS DAN SETARA KAS	(7.240.039)	(3.639.247)	***NET DECREASE IN CASH AND CASH EQUIVALENTS***
Kas dan setara kas awal tahun	16.348.884	19.988.131	*Cash and cash equivalents at beginning of year*
Kas dan setara kas akhir tahun	**9.108.845**	**16.348.884**	***Cash and cash equivalents at end of year***
Kas dan setara kas terdiri dari:			***Cash and cash equivalents consist of:***
Kas	2.363.023	2.652.775	*Cash*
Giro pada Bank Indonesia	4.907.639	7.971.412	*Current accounts with Bank Indonesia*
Giro pada bank lain	504.713	491.330	*Current accounts with other banks*
Penempatan pada Bank Indonesia dan bank lain yang jatuh tempo dalam 3 bulan atau kurang sejak tanggal perolehan	1.333.470	5.233.367	*Placements with Bank Indonesia and other banks with original maturities of 3 months or less from acquisition date*
Jumlah kas dan setara kas	**9.108.845**	**16.348.884**	***Total cash and cash equivalents***

2024
Annual Report

bankjatim

Alamat Kantor Pusat
Jalan Basuki Rachmad 98 – 104,
Surabaya 60271
Telp : (62-31) 5310090-5310099
Fax : (62-31) 5310838
Email : info@bankjatim.co.id