BSI BANK SYARIAH INDONESIA

Sahabat Finansial, Sosial & Spiritual

LEVEL UP TO THE NEXT JOURNEY



2024 ANNUAL REPORT

PT BANK SYARIAH INDONESIA, Tbk

BSI BANK SYARIAH INDONESIA
Sahabat Finansial, Sosial & Spiritual



LEVEL UP TO THE NEXT JOURNEY

ANNUAL REPORT 2024

The year 2024 is a remarkable year for PT Bank Syariah Indonesia Tbk (BSI). BSI has set its course to "Level Up to the Next Journey" after successfully navigating its first three years with numerous achievements worth celebrating. This level-up initiative is being carried out across various aspects, including enhancing employee competencies and capabilities, as well as improving BSI's financial performance to strengthen its competitiveness in the global market. In 2024, BSI will continue to move forward and transform towards a new era that is more advanced, innovative and in line with the needs of the times. BSI strives to continue to develop, strengthen its position in the market, and become more relevant to technological developments, economic dynamics, and the public's desire for more modern and sustainable banking products.

BSI has carried out digital transformation and innovation in products and services. This bank is committed to providing services that are more efficient and more in line with technological developments. To be able to adapt to global trends and existing challenges, the bank is making innovations in sharia financial products, sustainability, as well as efforts to reach more new customers, especially through digital platforms. The various transformations that the bank has carried out in 2024 have achieved good performance in terms of asset growth, increased profits, as well as wider expansion throughout Indonesia and the global market. Going forward, the bank will be able to strengthen its competitiveness in both the domestic and international sharia banking markets. In this way, BSI is increasingly recognized as a superior sharia bank, which is able to compete with conventional banks and other financial institutions.

Theme
Continuity

Expanding, Accelerating, Sustainable Growth

The year 2023 marks a significant milestone for Bank Syariah Indonesia (BSI). On August 17, 2023, the Bank upgraded its representative office in Dubai, United Arab Emirates, to a full branch office. This change in status will greatly help BSI expand and maximize its global market potential. This strategic policy is projected to help the Bank accomplish its goal of being a "Top 10 Global Islamic Bank".

The Bank's expansion extends beyond the improvement of its international operational network and finance disbursement. Acceleration activities continue to be carried out by developing digital services to give clients with the most comprehensive, secure, and convenient services while expanding market access. The Bank continues to ensure the security and confidentiality of data from digital access through the implementation of governance and risk management in information technology.

In order to support these expansion and acceleration operations, BSI created Business Continuity Management (BCM) procedures and reinforced its organizational management. BSI anticipates that the strategic policies and achievements in 2023 will contribute to higher growth in the Bank's performance.

The many initiatives and innovations implemented have resulted in continuous, balanced, and long-term performance growth for BSI. This is also a positive step in boosting the national economy.

At the same time, as Indonesia's largest Sharia bank, BSI continues to develop and help MSMEs in progressing to the next level. The Bank is also working to strengthen the "Islamic Ecosystem" in order to become more competitive on a global scale.



2023



2022

Collaboration to Accelerate Growth

The year 2022 marks the first full year of PT Bank Syariah Indonesia Tbk's ("BSI") operations to be conducted comprehensively and integratively, following the establishment of "Operational Day 1" on November 1, 2021. Throughout the year, BSI consistently built synergies between the strengths of three large Islamic banks into one, both in terms of capital, information technology, service infrastructure and a variety of products and services. BSI also moved quickly to collaborate with various elements in Indonesia's Islamic economic ecosystem. These synergy and collaboration steps have proven to be able to drive BSI's performance to a satisfactory level, as the spearhead of Islamic banking in the national banking landscape.

New Energy for Indonesia

PT Bank Syariah Indonesia Tbk (BSI) is just one year old, being formed by the merging of 3 (three) Islamic banks that are members of the Association of State-Owned Banks (Himbara). The establishment of this bank on 1 February 2021 was immediately inaugurated by President Ir. H. Joko Widodo at the State Palace.

BSI has accomplished incredible things at such a young age. The average financial performance increased. The integration of legacy banks' operating functions is also going well. BSI has also opened a representative office in Dubai, the world's financial capital.

All of this is due to the hard work, innovation, and dedication of all BSI employees, as well as the support of stakeholders, who enable the Bank to provide excellent services. On this foundation, we will all strengthen our commitment and renew our passion to make Bank Syariah Indonesia stronger so that it can become New Energy for Indonesia.



2021

Table of Contents

Theme and Meaning of Theme 1
Theme Continuity 2
Table of Contents 4
Company Overview 6
Milestones 8
Our Best Contribution 10

Performance at a Glance

Key Performance Achievements 2024 14
Overview of Key Financial Data 18
Operational Overview 21
Stock Price Information 22
Information on Bonds, Sukuk, and/or Convertible Bonds 24
Information on Other Funding Sources 24
Event Highlights 26

Report of the Board of Directors, Board of Commissioners and Sharia Supervisory Board

Report from the Board of Directors 32
Report from the Board of Commissioners 44
Report of the Sharia Supervisory Board 52
Responsibility for the 2024 Annual Report 56

Company Profile

Corporate Identity 60
Name and Address of Regional Office and Branch Office 62
Company Brand 71
Brief History Company 72
Vision, Mission and Corporate Culture 74
Business Activities 76
Operational Areas 84
Association Memberships 89
Organizational Structure 90
Board of Directors Profile 92
Board of Commissioners Profile 107
Sharia Supervisory Board 122
Employee Profile 135
Number of Employees by Gender 135
Number of Employees by Position 135
Number of Employees by Age Range 135
Number of Employees by Education Level 136
Number of Employees by Employment Status 136
Shareholder Composition 137
Main and controlling shareholder 144
List of Subsidiaries, Associated Entities and Joint Venture 144
Company Group Structure 145
Informasi Kelompok Usaha Bank 145
Chronology of share listing 146
Chronology of Issuance and/or Listing of Other Securities 146
Information on the Use of Public Accountant (AP) and Public Accounting Firm (KAP) Services 148
Name and Address of Supporting Institutions and/or Professionals 149
Awards and Certifications 151
Information on Website 156

Management Discussion and Analysis on Performance

Economic Review 160
Global Economic Analysis 160
National Economic Analysis 161
Sharia Banking Industry Analysis 161
Analysis of BSI Position In the Banking Industry 162
Operational Review 164
Bank Strategy 164
Marketing Aspect 164
Cutsomer Complaints Management 169
Operational Review Per Business Segment 170
Financial Review 178
Financial Performance 178
Debt Payment Ability and Receivables Collectibility 194
Productive Asset Quality Analysis 196
Capital Structure 200
Risk Exposure and Capital Information 203
Material Agreement for Capital Investment 241
Capital Goods Investment 241
Commitments and Contingencies 242
Material Information and Facts After the Accountant's Report Date 243
Business Prospects and Future Strategy for 2025 244
Target Achievement and Future Targets 246
Dividend Policy, Announcement, and Payment 253
Realization of Fund Utilization from Public Offering 254
Material Information on Investment, Expansion, Divestment, Merger/Consolidation, Acquisition, and Debt/Capital Restructuring 256
Material Transactions Involving Conflicts of Interest and/or Transactions With Affiliated Parties 258
Changes in Laws and Regulations and Their Impacts 264
Changes In Accounting Policies 266
Bank's Soundness Level 266
Business Continuity Information 267
Disclosure of Governance, Management, and Control Framework for Tax Aspects 267

Maximum Funding Limit (BMPD) 268
Spot and Forward Transactions 269

Human Capital

Human Capital Management Strategy 272
Human Capital Management Policy and Implementation 273
Recruitment 273
Competency Development 273
Career Development 275
Performance Assessment 275
Remuneration 275
Pension Program 275
System and Infrastructure Human Capital 276
Internalization of Culture 277
Disclosure of Information to Employees 278
Human Capital Management Structure 279
Human Capital Work Plan 2025 279

Information Technology

Master Plan and Information Technology Strategy 282
Information Technology Innovation 282
Information Technology Infrastructure 283
Information Technology Governance 283
Information Technology Management Structure 288
2025 Information Technology Work Plan 288

Corporate Governance

Commitment to Governance Implementation 292
Achievements in Corporate Governance Implementation 292
Basis and Guidelines for Implementing GCG 293
Corporate Governance Structure and Mechanism 295
Corporate Organ Structure 295
Governance Soft Structure 296
Corporate Governance Mechanism 296
Shareholders 296
GMS 297
Board of Directors 307
Board of Commissioners 329
Sharia Supervisory Board 358
Nomination and Remuneration of The Board of Directors and Board of Commissioners 370
Board of Directors and Board of Commissioners Diversity Policy 372
Transparency of Share Ownership of The Board of Directors, Board of Commissioners, and Sharia Supervisory Board 375
The Board of Commissioners Supporting Bodies and Committees 376
Organs and Committees Under the Board of Directors 408
Implementation of Governance in Providing Remuneration for Islamic Commercial Banks 430
Public Accountant 436
The Internal Control System 437
Risk Management 442
Compliance Function 449
Anti-Money Laundering, Prevention of Terrorism Financing, And Prevention of Proliferation of Weapons of Mass Destruction Financing Program (AMLCFTPFWMD) 456
Lawsuit 458
Administrative Sanctions Imposed on The Company, Members of The Board of Commissioners, and Directors by The Capital Market Authority and Other Authorities 460
Access to Company Information and Data 462
Code of Conduct 474
Long-Term Compensation Policy Based on Performance 477
Whistleblowing System 477
Anti-Corruption Program 479
Conflict of Interest Management 483
Insider Trading 483
Provision of Funds to Related Parties and Large Fund Provision 484
Transparency of Financial and Non-Financial Conditions of BUS 485
List of Consultants, Advisors, or Equivalent Entities Engaged by BUS 485
Number of Internal Frauds that Occurred and Efforts to Resolve Them 485
Buy Back Shares and/or Buy Back Obligasi 485
Distribution of Funds for Social Activities, Both Amount and Recipients of Funds 485
Non-Halal Income and its Use 486
Implementation of Integrated Governance 486
Implementation of the Guidelines for Public Company Governance 489
Good Corporate Governance Assessment 492

Social and Environmental Responsibility 502
OJK References Index 505
Financial Information 526

Company Overview

Product and Services:

Individual, Corporate, Digital Banking and Cards

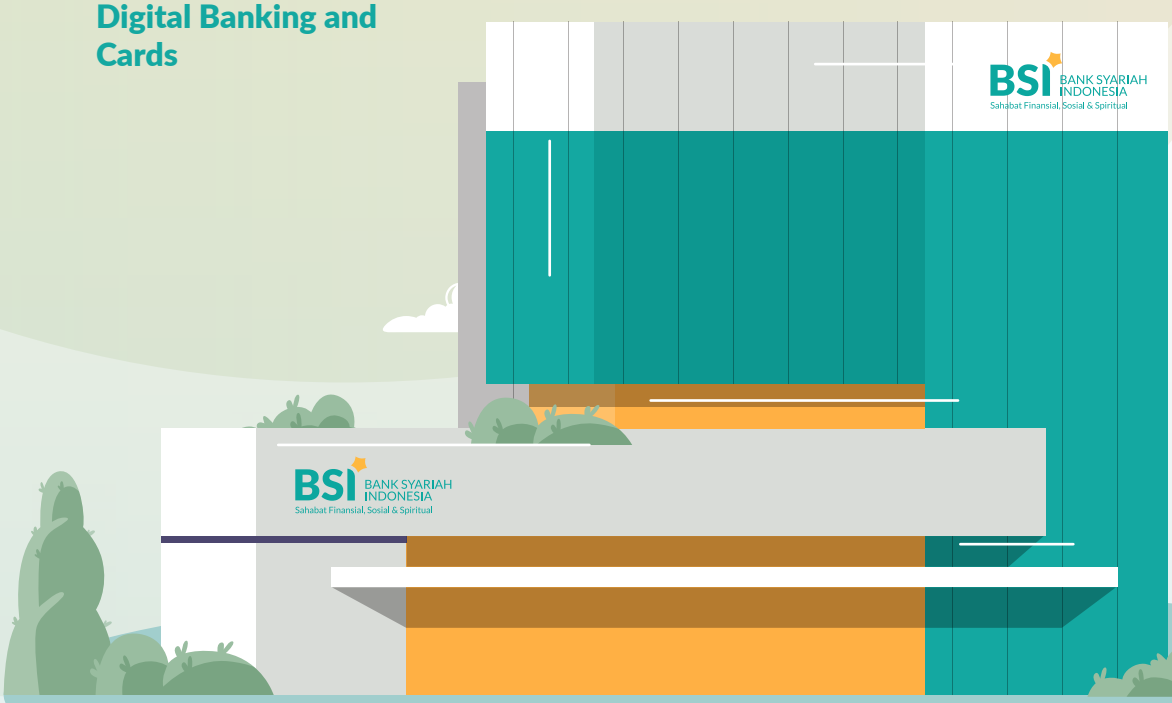

Establishment Date:

February 1, 2021

BSI BANK SYARIAH INDONESIA

Sahabat Finansial, Sosial & Spiritual

Share Ownership:



State of the Republic of Indonesia	0.00%
PT Bank Mandiri (Persero)	51.47%
PT Bank Negara Indonesia (Persero)	23.24%
PT Bank Rakyat Indonesia (Persero)	15.38%
Public	9.91%



Number of Employees:

17,234 people

Milestones

2007

PT Bank Rakyat Indonesia (Persero) Tbk acquired Bank Jasa Arta.

2008

- Bank Indonesia issued business licenses through letter No.10/67/kep.GBI/dpG/2008.
- On October 16, 2008, PT Bank BRIsyariah officially began operating under Islamic Sharia principles, transitioning from traditional operations.
- On December 19, 2008, the Sharia Business unit of PT Bank Rakyat Indonesia (persero) Tbk was separated and merged into PT Bank BRISyariah (spin-off process), effective January 1, 2009.

2009

On July 1, 2009, Sofyan Djalil, State Minister for State Owned Enterprises, officially launched BRIsyariah.

2010

- Launch of the 7 working cultures of BRIsyariah: PASTI PK, i.e., professional, enthusiast, HR Awards, tawakal, integrity, business orientation, and customer satisfaction.
- Live core Banking System SyIAR (Sharia Integrated & Automated Realtime) equipped with electronic f inancing originating system (efoS) and management Information System (mIS).

2018

BRIsyariah go public on May 9, 2018 on the Indonesia Stock Exchange, conducting an Initial Public Offering for 2,623,350,600 shares to both domestic and foreign investors with a nominal value of Rp500 per share.

2019

- In commemorating its 11th anniversary, BRIsyariah develops technological innovation for internal business processes to accelerate customer services, which was Kemaslahatan for Madani People (i-kurma). Kurma is a digital application for microfinance processing.
- The commencement of Qanun Sharia financial institution implementation in Aceh by BRI and BRIsyariah.

2020

BRIsyariah developed i-Kurma Gen 2 to increase service quality for the customer. I-Kurma Gen 2 is a development from the previous application to accelerate the microfinance disbursement application process.

2021

Bank Syariah Mandiri and BNI Syariah merged with BRIsyariah into one entity, i.e., Bank Syariah Indonesia (BSI), on February 1, 2021, which coincided with 19 Jumadil Akhir 1442 H.

2022

BSI was able to complete the first rights issue process through Pre-emptive Rights. This process was oversubscribed by 1.4 times and generated additional capital of around Rp5 trillion.

2023

BSI has officially obtained a full license to operate in Dubai, United Arab Emirates.

2011

Implementation of Sharia Services at 18 BRI Branch Offices.

2012

- BRIsyariah has established itself as the world's first sharia bank to offer mobile banking services in 4 (four) online markets: Blackberry App World, Google Play, Apple Store, and Nokia Store.
- Launch of Tabungan Impian BRIsyariah.

2013

- BRIsyariah developed the Sharia Officer Development Program (SODP) to create bankers who have great competence in Islamic banking and a common understanding of the BRIsyariah business.
- Rebranding of Tabungan BRIsyariah iB becomes Tabungan Faedah BRIsyariah iB
- Bank Indonesia approved BRIsyariah as a foreign exchange bank.

2014

- Launch of BRIsyariah internet banking.
- Implementation of an electronic financing support application (Appel) to support the financing disbursement process quickly and accurately.

2015

- OJK appointed BRIsyariah as Indonesia's First Movers in Sustainable Banking.
- BRIsyariah became the first Sharia Bank in Indonesia to launch Laku Pandai Syariah BRISSMARt.
- BRIsyariah received approval from the Ministry of Finance of the Republic of Indonesia as a participant in the StateSharia Securities (SBSN) auction.

2016

BRIsyariah issued BRIsyariah Subordinated Mudarabah Sukuk I 2016 to strengthen its capital base.

2017

- The first Islamic bank disbursed Rp58,1 billion in KUR syariah to 2578 customers.
- Distributed SBUM (Down Payment Assistance Subsidy) to ASN and the private sector for FLPP KPR f inancing in 2017, totaling Rp950 billion.
- Designated by the Ministry of Finance of the Republic of Indonesia as the recipient bank for electronic state tax collectors through the second generation national Income Generation module (MPN) for corporate and individual taxpayers.

2024

- **The First Sustainability Sukuk Issuance in Indonesia**
- **Launching of BYOND by BSI**

Our
Best Contribution

First Sustainability Sukuk Issuance in Indonesia

BSI is highly committed to continuing to be involved in climate change mitigation actions and sustainable development through sustainable financing programs and financing. The bank is ready to encourage the transition to a green economy through the implementation of sharia financial instruments that focus on environment, social, governance (ESG). For this reason, BSI issued the first ESG sukuk instrument in Indonesia in the form of the BSI Sustainability Sukuk or Sustainability Sukuk Mudharabah. These sharia securities with assets (business activities) as the basis (underlying sukuk) support finance in the categories of Environmentally Aware Business Activities (KUBL) and Socially Aware Business Activities (KUBS). This instrument will provide different values for investors, providing great economic, social and environmental benefits.

BSI has obtained permission from OJK through POJK No. 18 of 2023 to issue sukuk up to IDR 3 trillion. This Sustainability Sukuk in Rupiah currency is offered in a Sustainable Public Offering (PUB) and is expected to provide a yield range of 6.40% - 7.20% for a period of 1.2 and 3 years. The presence of Sustainability Sukuk is an innovation that can enrich sharia financial instruments in Indonesia. Moreover, this innovation is categorized as an instrument that prioritizes economic sustainability as well as BSI's contribution to mitigating climate change and realising green economic development, while always providing benefits to the people.

BSI saw that the global green bond market had developed rapidly in recent years and saw an opportunity to help develop this new instrument to finance sustainability projects through the issuance of Sustainability Sukuk. BSI will also regulate the management and use of funds, evaluation and selection of projects as well as management of results and reporting mechanisms. BSI as the largest sharia bank pioneered the issuance of sustainability sukuk in Indonesia. Sustainability Sukuk combines environmentally friendly and socially insightful business activities to support the achievement of sustainable development goals while also encouraging the achievement of sustainable financing contribution targets determined nationally.



BYOND
by BSI



PT Bank Syariah Indonesia Tbk (BSI) officially launched BYOND by BSI as an answer to the public's need for increasingly complex banking and financial services in the digital era. BYOND by BSI is a SuperApp for comprehensive financial, social and spiritual services that are easier and more convenient to access, with maximum security. BYOND by BSI can fulfill expectations and provide comprehensive solutions to various community needs related to sharia banking services and the Islamic economic ecosystem. Then matters related to Umrah and Hajj services can also be synergized with BSI accessibility in the future.

BYOND by BSI is not just a SuperApp for banking services but also the result of BSI's ongoing transformation in responding to various challenges in the era of digitalization. BSI will always be agile in developing new products in line with digitalization. This transformation is also in line with the new government program that is to encourage digital infrastructure. BYOND by BSI continues to develop according to people's needs by providing convenience, speed, comfort but also focusing on transaction security. "In accordance with the tagline #SemuaJadiMudah, with BYOND by BSI everything is easy, for anyone, anytime and anywhere."

BYOND by BSI is supported by capable IT technology and infrastructure because it includes the development of new technology, improving cyber security and infrastructure. As a super application that goes beyond banking, BYOND comes with better technology. With a user interface (UI) and user experience (UE) that is more sophisticated and fresher, it can continue to meet the needs of more sophisticated customers, which are becoming more dynamic day by day in line with current and future developments.

BYOND is designed to provide a more intuitive and relevant banking experience for the younger generation, especially those who want fast and easy transaction processes. To create innovation, BSI also plays a big role in creating new ways of working by building a Digital Lab. Here, BSI applies agile concepts, allowing teams to work in short cycles to quickly test and refine BYOND features. One of the results, there are five solutions offered by BYOND by BSI, which are also different from BSI Mobile: updating technology, modernizing the appearance of the application (New UI/UX), re-branding, new work methods and ecosystem.

In addition, in designing BYOND, customer security is a top priority. BYOND is built with multiple layers of security to protect customers. First, to activate, customers must enter their PIN and debit card data. Second, BYOND implements a fraud detection system (FDS) which can recognize anomalous transaction patterns. Third, BYOND is equipped with a hardware security module (HSM). This is a high technology used to protect PIN and customer data in a very secure form. BYOND's security process is also very strict. Each feature goes through various tests—grey box, white box, and black box penetration tests—to ensure that there are no chances that can be used by irresponsible parties.



PERFORMANCE HIGHLIGHTS

01



Key Performance Achievements in 2024



Asset

IDR **408.61** Trillion

15.55% yoy

Third-party funds

IDR **327.45** Trillion

11,46% yoy

NPF Gross

1.90%

(0.18)% yoy

Fee Based Income

IDR **5.56** Trillion

32.16% yoy

Net income

IDR **7.00** Trillion

22.83% yoy

ROE

17.77%





Mobile Banking

User Registration BYOND by BSI + BSI Mobile

7.99 Million

26.6% yoy

Number of Transactions

546 Million

45.2% yoy

BYOND by BSI

Since Launching November 2024

User Registration

1.98 Million **405.5%** Mtm

Third party Award

30 World's Most Trustworthy Companies 2024

The Category of Bank Newsweek Version of 66 World Banks

Euromoney Awards for Excellence 2024

Indonesia's Best Digital Bank 2024

Zakat

BSI BANK SYARIAH INDONESIA
Sahabat Finansial, Sosial & Spiritual

2024

Company Zakat

232.1 B

Employee Zakat

36.5 B

20,53%

Total Zakat

268,6 B



The Digital Banker Global Islamic Finance Award

Best Islamic Wealth Manager - Indonesia

Anugerah ESG Republika Award 2024

Best Practices in Regulation Compliance

Good Corporate Governance Award 2024

CGPI Award 2024
(Most Trusted Category)

Overview of
Key Financial Data

Report of Financial Position

(in IDR Millions)

Descriptions	2024	2023	2022*
ASSETS			
Cash	8,080,689	5,255,841	4,951,469
Current Accounts and Placements with Bank Indonesia	49,966,279	32,440,778	31,778,458
Current Accounts and Placements with Other Banks - Net	3,866,065	2,303,728	2,475,917
Investment in Marketable Securities - Net	62,216,518	71,169,020	57,841,271
Acceptance Receivables - Net	183,294	426,916	476,589
Murabahah Receivables - Net	140,025,625	132,154,963	120,700,195
Istishna Receivables - Net	11	28	131
Ijarah Receivables - Net	169,901	205,167	1,653
Funds of Quardh - Net	12,986,090	10,489,164	8,867,013
Mudharabah Financing - Net	2,843,591	1,831,652	1,001,957
Musyrakah Financing - Net	109,042,087	83,756,501	66,450,946
Assets Acquired for Ijarah - Net	3,122,255	2,190,107	1,484,573
Fixed Assets and Right-of-Use Assets - Net	7,723,853	5,352,843	5,396,010
Intangible Assets - Net	2,102,344	1,128,334	258,688
Deferred Tax Assets	2,056,727	1,665,694	1,675,103
Other Assets - Net	4,228,103	3,253,388	2,367,465
TOTAL ASSETS	408,613,432	**353,624,124**	**305,727,438**
LIABILITIES, TEMPORARY SHIRKAH FUNDS AND EQUITY			
LIABILITIES			
Obligations Due Immediately	858,643	1,316,067	1,009,502
Undistributed Revenue Sharing	291,578	255,932	192,775
Wadiah Deposits			
Wadiah demand deposits	19,147,079	20,847,524	21,797,852
Wadiah savings deposits	55,280,067	47,026,374	44,214,405
Deposits from Other Banks			
Wadiah demand deposits	174,879	125,337	142,388
Wadiah Savings deposits	8,985	7,788	1,309
Interbank Mudharabah Investment Certificate (“SIMA”)	3,366,650	1,628,176	2,075,000
Sharia Compliant Interbank Fund Management Certificate ("SIPA")	600,834	-	-
Liabilities to Bank Indonesia	18,417,864	11,900,055	-
Acceptance Liabilities	185,145	431,228	481,403
Taxes Payable	889,642	539,042	667,485
Employee Benefits Liabilities	534,730	667,264	689,018
Estimated Losses on Commitments and Contingencies	24,045	32,017	28,873
Other Liabilitie	5,867,830	2,446,107	2,355,781

Descriptions	2024	2023	2022*
TOTAL LIABILITIES	105,647,971	**87,222,911**	**73,655,791**
TEMPORARY SYIRKAH FUNDS			
Mudharabah demand deposits	37,235,801	32,417,260	22,754,968
Mudharabah savings deposits	85,790,658	78,280,185	72,897,352
Mudharabah time deposits	130,678,867	115,984,789	100,760,342
Subordinated sukuk mudharabah	200,000	200,000	1,375,000
Issued mudharabah sukuk	3,018,563	3,608	-
Mudharabah term financing	1,000,000	776,250	778,375
TOTAL TEMPORARY SYIRKAH FUNDS	257,923,889	**227,662,092**	**198,566,037**
EQUITY			
Paid in Capital	23,064,630	23,064,630	23,064,630
Additional Paid-in Capital	(3,929,100)	(3,929,100)	(3,929,100)
Gain on revaluation of fixed assets	553,440	444,530	444,530
Remeasurement of employee benefit liabilities - net of tax	347,644	241,462	268,904
Gain/(Loss)			
Marketable Securities - Net	(56,814)	6,154	(55,477)
Appropriated retained earnings	3,377,462	2,236,713	1,384,677
Unappropriated retained earnings	21,684,310	16,674,732	12,327,446
TOTAL EQUITY	45,041,572	**38,739,121**	**33,505,610**
TOTAL LIABILITIES, TEMPORARY SYIRKAH FUNDS, AND EQUITY	408,613,432	**353,624,124**	**305,727,438**

*Direklasifikasi

Report of Profit Loss and Other Comprehensive Income

(in IDR Millions)

Descriptions	2024	2023	2022
Income from Fund Management As Mudharib	25,298,203	22,251,743	19,622,865
Third Parties' Share on Return	(7,889,029)	(5,993,168)	(4,032,169)
Bank's Share In Profit	17,409,174	**16,258,575**	**15,590,696**
Other Operating Income	5,556,479	4,204,466	3,701,111
Operating Expenses	(11,793,642)	(10,249,204)	(9,895,336)
Provision Expense for Impairment Losses on Earning and Non-Earning Assets – Net	(1,893,867)	(2,622,479)	(3,748,797)
Income from Operation	9,278,144	**7,591,358**	**5,647,674**
Non-Operating Income – Net	4,312	(2,156)	8,534
Income Before Zakat and Tax Expense	9,282,456	**7,589,202**	**5,656,208**
Zakat	(232,061)	(189,730)	(141,405)
Tax Expense	(2,044,507)	(1,695,729)	(1,254,621)
Net Income	7,005,888	5,703,743	4,260,182
Total Other Comprehensive Income – Net of Tax	152,124	34,189	50,893
Total Comprehensive Income	7,158,012	**5,737,932**	**4,311,075**
Basic Earnings Per Share (Full Amount)	151,88	123,65	102,54
Diluted Earnings Per Share (Full Amount)	151,88	123,65	102,54

Cash Flow Report

(in IDR Millions)

Descriptions	2024	2023	2022
CASH FLOWS FROM OPERATING ACTIVITIES			
Net Cash Generated from Operating Activities	6,812,261	2,041,035	1,885,530
CASH FLOWS FROM INVESTING ACTIVITIES			
Net cash generated from/ (used in) investing activities	6,345,483	(11,404,359)	5,994,708
CASH FLOWS FROM FINANCING ACTIVITIES			
Net Cash Generated from Financing Activities	8,749,006	10,162,997	4,798,909
NET INCREASE IN CASH AND CASH EQUIVALENTS	21,906,750	**799,673**	**12,679,147**
CASH AND CASH EQUIVALENTS AT BEGINNING OF YEAR	40,021,092	**39,221,419**	**26,542,272**
CASH AND CASH EQUIVALENTS AT THE END OF YEAR	61,927,842	**40,021,092**	**39,221,419**

Report on Reconciliation of Income and Profit Sharing

(in IDR Millions)

Descriptions	2024	2023	2022
Revenue from Fund Management as Mudharib	25,298,203	22,251,743	19,622,865
Deductions			
Current year income in which its cash and cash equivalents has not been received	(1,787,637)	(1,691,143)	(1,576,539)
Additions			
Previous year income in which its cash and cash equivalent was received during current year	1,691,143	1,576,539	1,429,789
Available income for profit sharing	25,201,709	22,137,139	19,476,115
Bank's share in profit-sharing	(17,312,680)	(16,143,971)	(15,443,946)
Third parties' share on return	7,889,029	5,993,168	4,032,169

Report on Sources and Distribution of Zakat Funds

(in IDR Millions)

Descriptions	2024	2023	2022
Sources of Zakat Funds			
Internal bank	232,061	189,730	141,405
External bank			
Employees	36,452	33,041	31,661
Customers and public	38,743	34,731	38,656
	307,256	257,502	211,722
Distribution of Zakat Funds			
Distributed to other institutions	(268,348)	(205,881)	(170,771)
Decrease in zakat funds	38,908	51,621	40,951
Beginning balance of zakat funds	196,774	**145,153**	**104,202**
Ending balance of zakat funds	235,682	**196,774**	**145,153**

Statements of Sources and Uses of Qardhul Hasan Funds

(in IDR Millions)

Descriptions	2024	2023	2022
Sources of Qardhul Hasan Funds			
Infaq and shadaqah	84,691	63,947	73,857
Penalty	21,972	17,915	12,877
Non-halal income	1,240	1,733	3,168
Others	4,094	-	-
	111,997	83,595	89,902
Use of qardhul hasan fund			
Donations	(117,028)	(80,736)	(108,831)
Increase/(decrease) in charitable funds	(5,031)	2,859	(18,929)
Beginning balance of qardhul hasan funds	9,907	7,048	25,977
Ending balance of qardhul hasan funds	4,876	9,907	7,048

Financial Ratio

(in IDR Millions)

Descriptions	2024	2023	2022
Liquidity			
Financing to Deposit Ratio (FDR)	84.97	81.73	79.37
Loan quality			
Non Performing Financing (NPF) Gross	1.90	2.08	2.42
Non Performing Financing (NPF) Nett	0.50	0.55	0.57
Profitability			
Cost to Income Ratio (CIR)	50.89	49.86	51.01
Operating Expenses to Operating Income (BOPO)	69.93	71.27	75.88
Return on Assets (ROA)	2.49	2.35	1.98
Return on Equity (ROE)	17.77	16.88	16.84
Net Return (NI)	5.66	5.82	6.31
Profit (Loss) to Revenue Ratio	22.71	21.56	18.27
Liabilities to Total Assets Ratio	88.98	89.05	89.04
Liabilities to Equity Ratio	807.19	812.83	812.47
Productive Assets			
Non-Performing Productive and Non-Productive Assets to Total Productive and Non-Productive Assets	1.11	1.21	1.35
Non-Performing Productive Assets to Total Productive Assets	1.39	1.54	1.79
Allowance for Impairment Losses on Financial Assets to Productive Assets	2.72	2.99	3.29
Capitalization			
Minimum Capital Requirement Ratio (KPMM)	21.40	21.04	20.29
Compliance			
Percentage of Violations and Exceedances of Legal Lending Limit (BMPD)	0.00	0.00	0.00
Statutory Reserve Requirement (IDR)	4.83	6.76	8.30
Statutory Reserve Requirement (Foreign Currency)	1.46	1.13	1.18
Net Open Position	2.26	2.47	0.57

Operational Highlights

Table of Operational Highlights

Description	2024	2023
Corporate Banking		
Financing	58,719,889	54,541,919
Funding/Down Payment	21,619,859	22,354,117
Commercial Banking		
Financing	18,497,916	12,969,097
Funding/Down Payment	12,013,780	6,990,589
Institutional Relations		
Funding/Down Payment	89,456,637	79,770,650
Retail		
Financing	201,263,437	172,805,028
Funding/Down Payment	205,226,059	185,573,903

Stock Information

BSI 2023-2024 Stock Information Table

Year	Price per share (IDR)				Number of Shares Outstanding (shares)	Trading Volume (million of shares)	Market Capitalization (Rp Trillion)
	Opening (IDR)	Highest (IDR)	Lowest (IDR)	Closing (IDR)			
2024							
Quarter I	2,740	2,750	2,670	2,710	46,129,260,138	2,804	125.01
Quarter II	2,550	2,630	2,550	2,620	46,129,260,138	2,342	120.86
Quarter III	3,060	3,060	3,000	3,010	46,129,260,138	2,622	138.85
Quarter IV	2,780	2,790	2,700	2,730	46,129,260,138	1,555	125.93
2023							
Quarter I	1,650	1,700	1,650	1,680	46,129,260,138	3,133	77.49
Quarter II	1,670	1,690	1,655	1,690	46,129,260,138	1,779	77.96
Quarter III	1,620	1,630	1,605	1,625	46,129,260,138	1,449	74.96
Quarter IV	1,740	1,745	1,710	1,740	46,129,260,138	1,169	80.26

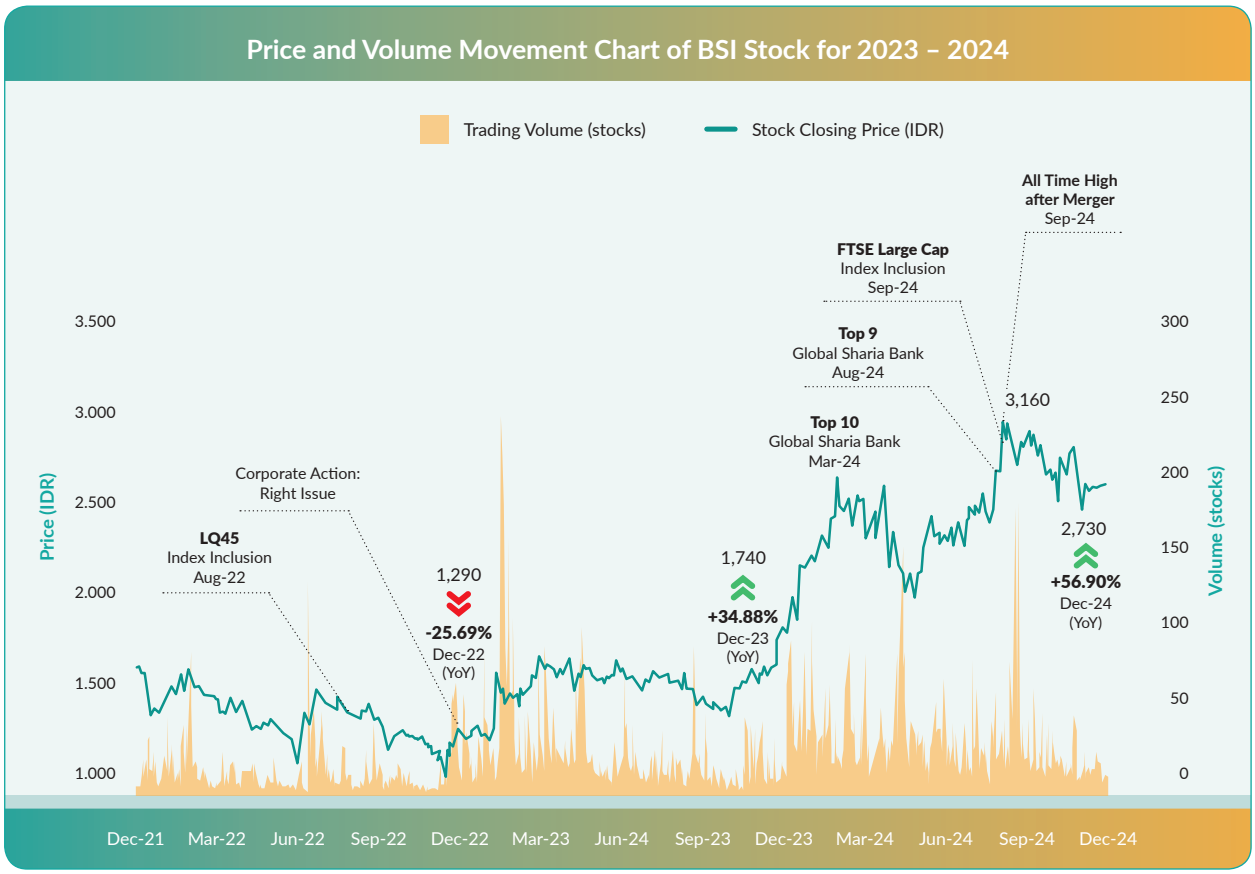

Corporate Action

In 2024, BSI did not undertake any corporate actions affecting the number of outstanding shares, such as stock splits, reverse stock splits, stock dividends, bonus shares, or changes in nominal share value.

Stock Trading Suspension and/or Delisting Actions

As of December 31, 2024, BSI had never been subject to stock trading suspension or delisting sanctions.

Information on Bonds, Sukuk, and/or Convertible Bonds

Bond Information

As of December 31, 2023, BSI had not issued any bonds.

Sukuk Information

BSI Sukuk Table

Description	Issue Date	Tenor	Currency	Amount of Sukuk
Long-term Sukuk Mudharabah Muqayadah Conducted Without Public Offering I PT Bank BSI tbk Year 2023 Phase I	December 26, 2023	12 Years	IDR	3.7 Billion
Medium-term Subordinated Mudaraba Sukuk of PT Bank Syariah Indonesia, Tbk Year 2023	December 15, 2023	5 Years	IDR	200 Billion
Long-term Sukuk Mudharabah Muqayadah Conducted Without Public Offering I PT Bank BSI tbk Year 2023 Phase II	March 26, 2024	12 Years	IDR	7.76 Billion
Bank BSI Sustainability-Based Mudharabah Sukuk I Phase I Year 2024	June 14, 2024	370 days 2 years 3 years	IDR	3 Trillion
Long-term Sukuk Mudharabah Muqayadah Conducted Without Public Offering I PT Bank BSI tbk Year 2024 Phase III	December 20, 2024	12 Years	IDR	3.97 Billion

Information on Other Funding Sources

As of December 31, 2024, BSI does not have any other funding sources.

Convertible Bonds

As of December 31, 2024, BSI had not issued any Convertible Bonds.

	Due date	Profit sharing	Payment Status	Ranking	
				2024	2023
	December 26, 2035	0.55%	Not Paid Yet	-	-
	December 15, 2028	7.90%	Not Paid Yet	idAA (sy) (PEFINDO)	idAA (sy) (PEFINDO)
	June 26, 2036	0.55%	Not Paid Yet	-	-
	June 24, 2025	6.65%	Not Paid Yet	IdAAA (Pefindo)	-
	June 14, 2026	6.70%			
	June 14, 2027	6.80%			
	December 26, 2036	0.55%	Not Paid Yet	-	-



Event Highlights

January 16, 2024



Grand Launching of the First Online Customer Fund Account (RDN) Opening by a Sharia Bank in Indonesia at the Indonesia Stock Exchange.

February 1, 2024



BSI's 3rd Anniversary.

March 13, 2024



Corporate Zakat Payment 2023 > IDR223 Billion.

March 19, 2024



Donations for 3,333 Orphans.

April 5, 2024



"Mudik Asyik" Homecoming Program with State-Owned Enterprises (BUMN).

May 17, 2024



Annual General Meeting of Shareholders.

May 30, 2024



Inauguration of BSI Aceh Green Building and BSI Fostered Village.

June 2024



Issuance of the First Sustainability Sukuk in Indonesia.

June 17, 2024



BSI Distributes 9,390 Sacrificial Animals Across Indonesia for Eid al-Adha 2024.

June 20-23, 2024



BSI International Expo.

July 19, 2024



Hujan Rejeki BSI Mobile 2024.

July 26, 2024



BSI Inaugurates UMKM (MSME) Center in Makassar.

September 9, 2024



BSI Supports the Success of PON XXI Aceh.

September 15, 2024



BSI Wins the "Indonesia's Best Digital Bank 2024" Award from Euromoney Awards for Excellence.

September 17, 2024



BSI Ranked 9th in Market Capitalization at IDR 138.85 Trillion as of September 2024, Making It the Only Islamic Bank in Indonesia to Enter the Top 10 Global Islamic Banks.

September 17, 2024



BSI Commits to Actively Accelerating the Development of a Global Hub and Sustainable Islamic Ecosystem by Establishing BSI Tower at the Indonesia Islamic Financial Center (IIFC).

September 19, 2024



BSI Enters the Top 30 "World's Most Trustworthy Companies 2024" in the Banking Category by Newsweek.

October 18, 2024



BSI Inaugurates UMKM (MSME) Hub in Bedugul, Bali.

November 9, 2024



Launch of BYOND by BSI.

November 17, 2024



BYONDAY Funwalk.

November 26, 2024



BSI Wins "Indonesia Most Trusted Companies" Award at the Corporate Governance Perception Index (CGPI) Award 2024.

November 28, 2024



Grand Launching of BSI Gold.

December 10, 2024



BSI Entrepreneurial Talent 2024.



REPORT OF THE BOARD OF DIRECTORS, BOARD OF COMMISSIONERS, AND SHARIA SUPERVISORY BOARD



02 »

Report of The Board of Directors



Assalamualaikum Warahmatullahi Wabarakatuh,

Dear Respected Shareholders and Stakeholders,

We express our utmost gratitude to Allah SWT, for by His grace and blessings, in 2024 BSI was able to achieve positive performance for our Shareholders and other Stakeholders.

Hery Gunardi
President Director

As a financial institution committed to implementing Sharia principles in every operational activity, BSI continuously strives to contribute optimally to Indonesia's economy while maintaining the integrity and trust of our customers.

On this occasion, please allow us to present various pieces of information regarding the management and performance of the Bank during the 2024 fiscal year. This report covers the Bank's performance results, company prospect analysis, progress in the implementation of corporate governance, performance assessments of the Committees under the Board of Directors, and changes in the composition of the Board of Directors.

Analysis of The Bank's Performance

BSI is one of the largest sharia banks in Indonesia, focusing on providing banking services based on Islamic Sharia principles to meet the financial needs of the Indonesian community. BSI offered a wide range of products and services tailored to the needs and profiles of each customer. These products and services are divided into four categories: individual, corporate, digital banking, and card products. The details are as follows:

1. Individual Products and Services, including Business, Gold, Hajj and Umrah, Investment, Financing (including financing for Micro, Small, and Medium Enterprises), Priority, Savings, and Transaction Services.
2. Corporate Products and Services, including Cash Management, Treasury, Service, Financing, and Deposits.
3. Digital Banking Products and Services, including BSI Mobile, Online Account Opening, Gold Solutions, BSI QRIS, BSI Cardless Withdrawal, BSI Debit Card, BSI Debit OTP, BSI ATM CRM, BSI Aisyah, BSI Net, BSI Merchant Business, BSI API Platform, BSI Smart Agent, BSI Payment Point, Mobile Deposits, and Griya Hasanah Online Top-Up via BSI Mobile.
4. Card Products and Services, including Financing Cards and Debit Cards.

To optimize products and services for customers, the Bank established a business network and operational areas supported by Regional Offices up to Functional Operation Offices. As of 31 December 2024, the Bank had 10 (ten) Regional Offices spread throughout Indonesia. Regional Office 1 covered the Nanggroe Aceh Darussalam area; Regional Office 2 covers North Sumatra, the Riau Islands, and Riau; Regional Office 3 covers South Sumatra, Bengkulu, West Sumatra, Jambi, the Bangka Belitung Islands, and Lampung; Regional Office 4 covers Banten, DKI Jakarta, Bekasi City, and Bekasi Regency; Regional Office 5 covers Central Jakarta, West Jakarta, South Jakarta, East Jakarta, Tangerang City, Tangerang Regency, South Tangerang City, Bogor City, Bogor Regency, Depok City, and Bekasi City; Regional Office 6 covers West Java; Regional Office 7 covers Central Java and the Special Region of Yogyakarta; Regional Office 8 covers East Java, Bali, West Nusa Tenggara, and East Nusa Tenggara; Regional Office 9 covers West Kalimantan, South Kalimantan, Central Kalimantan, East Kalimantan, and North Kalimantan; and Regional Office 10 covers Gorontalo, Maluku, North Maluku, Papua, Southwest Papua, West Sulawesi, South Sulawesi, Central Sulawesi, Southeast Sulawesi, and North Sulawesi.

The implementation of the Bank's management is reflected in its organizational structure, which is divided into eight Directorates under the President Director and Vice President Director, namely the Directorate of Information Technology, the Directorate of Treasury & International Banking, the Directorate of Wholesale Transaction Banking, the Directorate of Risk Management, the Directorate of Compliance & Human Capital, the Directorate of Finance & Strategy, the Directorate of Retail Banking, and the Directorate of Sales & Distribution. In addition, to support the Bank's operations and decision-making, the President Director is also assisted by several SEVPs, including SEVP Operation, SEVP Information Technology, SEVP Digital Banking, SEVP Wholesale Risk, SEVP Retail & Consumer Risk, SEVP Human Capital, SEVP Corporate Strategy, SEVP Consumer Product Solution, and SEVP Internal Audit, as well as by other management tiers.

In carrying out its operational activities, the Bank employed a total of 17,234 staff. As of 31 December 2024, there were 14 employees holding Doctorate degrees, 1,016 with Postgraduate degrees, 14,603 with Bachelor's degrees, 1,572 with Diploma qualifications, and 29 with a high school education. The Bank consistently provided competency development for its employees through an approach based on experience, engagement, and education. This development was tailored to both the current job levels and future projected positions. Employee competency development at BSI remained one of the main focuses in improving the quality of human resources and in supporting the achievement of the Bank's vision and mission. Such development encompassed not only technical skills but also the understanding and application of Sharia principles in all aspects of operations.

BSI regularly developed its information technology. Following its focus on strengthening and stabilizing information technology in 2023, in 2024 BSI made significant strides in enhancing its digital platforms. This included continuously increasing the number of mobile banking users, adding QRIS merchants and EDC machines, expanding and relocating ATMs and CRMs to strategic locations, improving cash management transaction capabilities through the launch of Bewize, and enhancing public accessibility through BSI Agents. The consistency in digital transformation continued with the launch of the SuperApp BYOND by BSI. BYOND by BSI emerged as a solution to meet all customer needs, carrying the tagline #SEMUA JADI MUDAH (Everything Becomes Easy). The presence of this SuperApp underscored the Bank's commitment to providing comprehensive and integrated financial, social, and spiritual services.

This peak of innovation marked a revolutionary step in expanding sharia banking inclusion in line with the Government's Asta Cita mission and served as a game changer for digital Islamic banking services in Indonesia. BYOND by BSI demonstrated the Bank's strong commitment to remaining adaptive, agile, innovative, and relevant to the times.

With the resources at its disposal, the Board of Directors effectively managed these assets, enabling the Bank to achieve solid performance in 2024. The Board consistently considered global, national, and banking industry economic conditions in developing its business strategies, allowing it to overcome challenges—particularly those related to the economic climate's impact on the Bank's business. Therefore, in presenting an analysis of the Bank's performance, we begin with an overview of the global, national, and banking industry economic conditions.

Macroeconomic Overview

The International Monetary Fund (IMF), in its World Economic Outlook (WEO) published in January 2025, projected global economic growth in 2024 at 3.2% year-on-year (yoy), a slight deceleration compared to the previous year's growth of 3.3% yoy. The slowdown in global economic growth was mainly attributed to the economic recovery in several countries—particularly in the Euro Area and Asia—which fell short of initial expectations.

The United States (US) economy grew solidly, mainly supported by strong domestic demand, in line with easing inflationary pressures. Meanwhile, economic growth in the Euro Area remained subdued despite a downward trend in inflation. Similarly, China's economic recovery was hampered by a prolonged property crisis, despite the implementation of several expansionary policies by the Chinese government. Additionally, Japan experienced a slowdown due to temporary supply disruptions.

Amid rising geopolitical tensions and global economic pressures, Indonesia's economy demonstrated resilience, growing steadily at 5.03% yoy in 2024. This growth was primarily driven by robust domestic demand, despite a contraction in net exports caused by declining commodity prices and a global economic slowdown. Although domestic economic growth was slightly restrained due to weaker external demand—reflected in the contraction of the Manufacturing Purchasing Managers' Index (PMI) from early Q3-2024 through November 2024—consumer confidence and retail sales growth remained strong, aligned with the continued resilience of domestic demand.

In the sharia banking sector, positive growth was observed throughout 2024. To enhance competitiveness and support the development of Islamic banking, the Financial Services Authority (OJK) established five main focus areas for the 2024–2025 period. These include the consolidation of Islamic banks, the formation of the Islamic Finance Development Committee (KPKS), the development of guidelines for product innovation, the strengthening of the role of Islamic banks within the Islamic economic ecosystem, and the enhancement of the contribution of sharia banks to MSME development. To support this strategy, OJK introduced three new product guidelines aimed at broadening and strengthening the Islamic banking product portfolio. These guidelines include: Mudarabah Financing Products, the Implementation of the Shariah Restricted Investment Account (SRIA) using the Mudharabah Muqayyadah contract, and the Implementation of the Cash Waqf Linked Deposit (CWLD). These three guidelines were expected to encourage innovation, enhance competitiveness, and strengthen the position of sharia banking in the national market.

Based on the analysis of the economy and industry, and in consideration of existing challenges, the Bank set a market target of IDR 272.99 trillion for financing and credit disbursement, and IDR 321.27 trillion for third-party funds. In line with these market targets, the Bank targeted fund management income as *Mudharib* of IDR 24.70 trillion in 2024.

To achieve these market targets, the Bank also established the percentage of rewards for fund collection and allocation for 2024 as follows:

Table of Percentage of BSI Fund Allocation per December 32, 2024

Products		Tenor	Rate	
Corporate		1-10 years	6,04%-10,09%	
Commercial		1-10 years	8,79%-12,84%	
SME	Linkage	1-10 years	Non-Murabahah 11,25%-12,00%	Murabahah 11,50%-12,25%
		>10 years	Non-Murabahah 12,25%-13,00%	Murabahah 12,50%-13,25%
	Local Champion Value Chain	<5 years	Non-Murabahah 12,25%-13,00%	Murabahah 12,50%-14,25%
		>5 - 10 years	Non-Murabahah 13,25%-14,00%	Murabahah 12,50%-14,25%
Micro		1-5 years	17,58% - 33,94%	
Griya		1-30 years	8,75 % - 11,25%	
Cicilan Emas		1-5 years	9,25% - 9,50%	
Gold Pawn		1 years	0,81% - 1,51% flat/month	
Mitraguna		1-15 years	9,25% - 10,50%	
Pension		1-15 years	10,50% - 11,50%	
Oto	New Car	1-7 years	8,75%	
	Used Car & New Motorcycle	1-5 years	9,75% - 10,50%	

In addition, BSI had also set competitive profit-sharing percentages for savings, deposits, and demand deposits, as shown below:

Table of Percentage of BSI Fund Collection as of December 31, 2024

Products	Nisbah (%)
Mudharabah Current Accounts	43,07
Mudharabah Deposits	-
1 Month	25,19
3 Month	27,69
6 Month	28,15
12 Month	26,19

Strategy and Strategic Policies

2024 is still a challenging year due to global economic uncertainty and tight monetary policy. Globally, inflation is experiencing a downward trend. However, the inflation rate is falling at a slower pace compared to the target of the Central Banks of developed countries. Meanwhile, BI's benchmark interest rate is expected to be kept high to keep the outflow of fund flow from domestic financial market due to wait-and-see behavior from business players.

Amidst the challenging liquidity condition and as an effort to support business targets as well as the achievement of the medium and long term, BSI has prepared strategic strategies and policies that will be pursued as follows:

1. Sound and Sustainable Business Growth: BSI continues to implement strategies that have proven to add value to its performance, namely by managing financing growth in a healthy and sustainable manner.
2. Optimization of Third-Party Funds and Liquidity Management: BSI is expanding retail funding—particularly savings products—maintaining the concentration of core depositors, and exploring other funding opportunities such as issuing sukuk.
3. Ecosystem Penetration: BSI is accelerating business growth by focusing on penetrating six priority ecosystems, namely household, education, spiritual and charity, government spending, healthcare, and investment, by offering products and services tailored to customer needs.

4. Digital and Transaction Banking: BSI continues to enhance the Bank's digitalization by increasing the number of active mobile banking users, shifting transactions from branches to electronic and digital channels, and digitizing business processes to accelerate service level agreements (SLAs) and increase the Bank's fee-based income.
5. Efficiency and Productivity Improvement: BSI continues to streamline its branch network and enhance employee productivity through staff redeployment.

To support the implementation of the five (5) strategic focus areas mentioned above, BSI also strengthened its fundamental enablers, which included enhancing organizational management, stabilizing and upgrading the core banking system, improving IT cybersecurity, reinforcing network and information security, developing IT operations, establishing partnerships with third parties to meet data security and confidentiality standards, preparing a Business Continuity Management (BCM) framework, and implementing Environmental, Social, Governance, Risk & Compliance (ES-GRC) principles to support the Sustainable Development Goals (SDGs).

The Board of Directors directly led the formulation of the Bank's strategy through various meetings held between the Board and key management. The strategy was outlined in the Bank's Business Plan (RBB) for 2024–2026 and the Corporate Plan, both of which are regularly evaluated by the Board of Directors to ensure the effectiveness of strategy implementation through internal report reviews and coordination meetings with Group Heads.

Performance Target Achievement

Based on the strategies implemented, BSI recorded strong performance in 2024, achieving its targets as planned. A performance analysis is presented below.

Operational and Financial Performance

In 2024, BSI successfully maintained its momentum of positive and sustainable performance growth by recording a net profit of IDR 7.01 trillion, marking a double-digit increase of 22.83% yoy. Not only in terms of net profit, but BSI also recorded double-digit growth in all other financial indicators, including Third-Party Funds, financing, and total assets. A focus on quality financing, digital transformation, and innovation has been the key for BSI to sustain its impressive performance amidst economic challenges.

The year 2024 was a challenging period, with the global economy still overshadowed by uncertainty, tight liquidity, and intense market competition. Despite these conditions, BSI remained focused on being agile and innovative through digital transformation while maintaining quality financing growth. This strong performance was the result of the implementation of its 2024 strategy. First, BSI prioritized improving transaction banking infrastructure by launching BYOND by BSI and increasing the number of ATMs/CRMs, EDC machines, BSI Agents, and QRIS merchants. Second, the Bank tapped into new business models such as gold-based business, Hajj savings, bancassurance, and treasury business. These strategic moves proved effective, allowing BSI to maintain a consistently strong performance exceeding the banking industry average, supported by solid fundamentals.

With a net profit growth of 22.83% yoy in 2024, BSI ranked among the Top 10 Banks with the highest performance growth. This outstanding profit achievement was driven by effective management of Third-Party Funds (TPF) and sustained, well-targeted financing disbursement.

Amidst intense liquidity competition in the banking sector, BSI recorded a TPF growth of 11.46% to IDR 327.45 trillion. This achievement was supported by low-cost funds (CASA), which accounted for 60.12% of total TPF. Throughout 2024, BSI's CASA reached IDR 197 trillion, an increase of 10.65% yoy. BSI's TPF from savings products amounted to IDR 140.53 trillion, followed by time deposits of IDR 130.58 trillion and current accounts of IDR 56.33 trillion. Effective TPF management contributed positively to the reduction in profit-sharing expenses. This was achieved by leveraging the Islamic ecosystem, a unique advantage held by Islamic banks, particularly through gold and Hajj-related businesses. Additionally, innovations and digital transformation facilitating digital transactions also had a positive impact on TPF mobilization.

BSI's financing disbursement also showed impressive performance, growing above the industry average. In 2024, BSI disbursed financing amounting to IDR 278.48 trillion, reflecting a 15.88% yoy increase. By segment, financing to the wholesale segment reached IDR 77.22 trillion (up 14.38% yoy), followed by retail segment at IDR 49.38 trillion (up 16.86% yoy), and consumer segment at IDR 151.88 trillion (up 16.34% yoy). BSI has a strong demand side and continuously enhances its supply side in terms of products and distribution channels, including not only branches but also electronic channels such as ATMs, mobile banking, and QRIS.

Effective financing management also contributed to improved financing quality. As of the end of 2024, BSI's gross Non-Performing Financing (NPF) ratio improved to 1.90%. The Bank's Cost of Credit (CoC) also improved to 0.83% in 2024. Additionally, the Bank recorded an attractive return ratio, with Return on Equity (ROE) at 17.77%. BSI closed the year with asset growth of 15.55%, reaching IDR 408.61 trillion. The Bank's Return on Assets (ROA) in 2024 stood at 2.49%.

The Bank's innovative initiatives to unlock broader business opportunities and its digital transformation had a significant impact on its ability to sustain performance growth. In 2024, BSI recorded commission-based income (Fee-Based Income/FBI) of IDR 5.51 trillion, a significant increase of 32.58% yoy. The Bank's Fee-Based Ratio (FBR) improved to 17.95% from the previous period.

In 2024, BSI also successfully navigated challenges by leveraging the Islamic ecosystem, which is exclusive to sharia banks. BSI tapped into gold and Hajj-related businesses—its unique products and golden opportunities. The Bank opened new growth avenues through gold-related businesses such as gold pawn and gold installment schemes, which positively contributed to its financing performance. As of December 2024, BSI's gold business reached IDR 12.82 trillion, growing 78.18% yoy. This was driven by the gold installment product, which surged 177.42% yoy to IDR 6.40 trillion, and gold pawning, which rose 31.33% yoy to IDR 6.42 trillion. The customer base in this segment also expanded, with gold pawning customers growing 11% yoy and gold installment customers rising 81% yoy.

BSI also continued to drive the growth of Hajj savings through its digital platform. In the Hajj business line, the Bank recorded an increase in the number of Hajj savings customers to 5.6 million by the end of 2024. In line with this growth, the balance of Hajj savings also increased to IDR 14.5 trillion by year-end.

These two business opportunities enabled BSI to balance growth in funding, financing, and e-channel transactions through its SuperApp, BYOND by BSI, which was officially launched in November 2024. The synergy between the Islamic ecosystem and digital transaction innovation positively impacted FBI growth. The launch of BYOND by BSI facilitated customer shifting and boosted digital transactions. In 2024, BSI recorded 851.5 million e-channel transactions, with approximately 98.03% of customer transactions conducted via e-channels. The number of BYOND by BSI users has reached 2 million, with a total of 16 million transactions.

Comparison Between Targets and Achieved Results

Overall, BSI has met the expectations of its stakeholders. The targets set for 2024 have been realized. BSI's net profit for 2024 amounted to IDR 7.00 trillion, surpassing the RKAP/RBB target with a realization rate of 115.23%. The achievement of net profit also drove the realization of the Bank's total assets target. As of year-end 2024, BSI's total assets reached IDR 408.61 trillion, exceeding the RKAP/RBB target with a realization rate of 107.99%. Total financing disbursed by BSI in 2024 reached IDR 278.49 trillion, surpassing the RKAP/RBB target with a realization rate of 102.01%. Third-Party Funds collected by BSI in 2024 amounted to IDR 327.45 trillion, achieving 101.92% of the RKAP/RBB target.

Challenges Faced by The Bank

The Bank faced various challenges during the reporting year. These challenges included suboptimal employee and outlet productivity. To address these issues, the Bank implemented a strategy to restructure its network, particularly by consolidating overlapping branch offices, ensuring more even location coverage, and evaluating underperforming branches. To enhance employee productivity, BSI carried out staff redeployment from support/service/operation units to business units, along with upskilling and reskilling programs.

Another challenge was the low level of sharia financial literacy. To overcome this, the Bank actively participated in regulatory events held by Bank Indonesia (BI) and the Financial Services Authority (OJK) to introduce sharia financial services to the public. In addition, BSI held large-scale signature events such as the BSI International Expo, which supported the development of the Islamic Ecosystem. These events served as platforms for education and collaboration, offering workshops, Islamic financial product exhibitions, and talk shows with experts. To support MSME empowerment, BSI launched programs such as Talenta Wirausaha BSI and Aceh Muslim Preneur. Through these initiatives, BSI played an active role in building an inclusive sharia economic ecosystem while supporting the growth of MSMEs as a key pillar of Indonesia's economy.

Future Estimates and Business Prospects

The global economy is projected to continue improving with growth estimated at around 3.3% in 2025, although several risks remain to be closely monitored. These include the sluggish recovery of China's economy and the escalating geopolitical tensions amidst uncertainties surrounding the United States presidential transition, which could potentially dampen global economic growth.

In this context, Indonesia's economy in 2025 is expected to grow slightly higher than the previous year, ranging between 4.8% and 5.6%, driven by strong domestic demand. Moving forward, the country's economic growth is expected to remain solid, supported by both domestic consumption and improving external demand in line with the global economic recovery. Nevertheless, risks related to a slower global recovery and heightened geopolitical tensions may hinder the recovery of Indonesia's external sector performance.

From a banking perspective, anticipated interest rate cuts are expected to improve market liquidity, thereby supporting banking intermediation. The BI rate influences the adjustment of the Basic Lending Rate (SBDK), potentially driving credit growth to reach between 11% and 13% in 2025. Meanwhile, third-party funds (TPF) are projected to grow by approximately 10% in 2025, in line with the potential monetary easing by Bank Indonesia. However, a lower BI rate could lead to a shift in funds to other financial instruments, which may constrain TPF growth.

In 2025, Bank Indonesia will implement pro-growth policies to maintain national economic growth supported by consumption, investment, and exports.

Given the global and national economic conditions, as well as the development of the banking industry, particularly sharia banking, BSI is well-positioned to seize several opportunities, including:

1. A strong public preference for sharia banking has driven positive growth, especially within the halal industry sector. This considerable potential is supported by Indonesia's status as the country with the largest Muslim population in the world, along with synergy among various stakeholders in the sharia economy, which contributes to the development of the sharia ecosystem.
2. Indonesia holds strong potential to develop its halal industry in sectors such as food and beverages, fashion, pharmaceuticals, cosmetics, and tourism. In support of empowering the national halal industry, BSI will offer comprehensive product and service solutions, including financing, funding, and transactional banking products.
3. BSI is the largest sharia bank in terms of assets, third-party funds, and financing. This provides an opportunity for BSI to increase penetration of sharia banking products.
4. Government support for the sharia finance sector presents significant growth opportunities for BSI. The government is actively promoting the acceleration of halal industry development, sharia-based MSMEs, and improved sharia financial literacy.
5. BSI has the potential to increase the market share of sharia banking within the national banking industry by serving all segments of society and providing financial, social, and spiritual solutions.
6. BSI will continue to strengthen its synergy with the Parent Bank Business Group to further enhance the Bank's operational capabilities and expand its offering of sharia-based products and services to the public.

Corporate Governance

As a sharia bank, BSI is obligated to implement Sharia Principles in conducting its business activities. The application of these principles is based on fatwas and/or statements of Sharia compliance issued by the National Sharia Council of the Indonesian Ulema Council (DSN-MUI). To ensure adherence to Sharia Principles, the Bank implemented Sharia Governance, which covers the duties and responsibilities of the Sharia Supervisory Board (SSB), the application of Sharia compliance functions, Sharia risk management functions, Sharia internal audit functions, and external reviews of Sharia governance.

To ensure the implementation of Sharia governance, BSI conducted a self-assessment of Good Corporate Governance (GCG) practices, referring to the OJK Circular Letter. The assessment covered three aspects of governance: governance structure, governance process, and governance outcome. These included, among others, the execution of duties and responsibilities by the sharia Supervisory Board and the implementation of Sharia principles in fundraising, financing, and service activities.

The self-assessment was conducted regularly every semester, in June and December. The results of the June 2024 and December 2024 assessments were at level 2 (two), indicating that the Bank's Management had generally applied good governance practices. Based on the assessment results, the Bank undertook improvements by addressing several weaknesses recommended in the assessment findings.

To continuously improve governance implementation, the Bank consistently applied the GCG TARIF principles: Transparency, Accountability, Responsibility, Independence, and Fairness. In terms of transparency, BSI ensured that all Bank management processes were clearly accessible to stakeholders including customers, investors, regulators, and the general public. Transparency at BSI also aimed to build public trust and reinforce the Bank's integrity as a financial institution operating under sharia principles. BSI routinely prepared and published financial statements that were clear, accurate, and in accordance with applicable accounting standards. The Bank also published an Annual Report containing comprehensive information on financial performance, strategic achievements, and operational activities. This report also includeds information on risk management, social responsibility, and sharia compliance. In addition, BSI published a Sustainability Report that demonstrated its commitment to sustainable business practices, including initiatives supporting social and environmental aspects.

As a sharia financial institution, transparency of the products and services offered by BSI is crucial to ensure that customers can make informed decisions. Every product and service offered by BSI is explained in detail, covering terms and conditions, benefits, fees, risks, and usage procedures. This helps customers fully understand what they are receiving and how the product operates in accordance with sharia principles. BSI also conducted educational initiatives to enhance customer understanding of sharia products, enabling them to make wiser decisions regarding the use of banking services.

BSI provided broad and open access for stakeholders to obtain relevant information regarding the Bank's performance, policies, and activities. The Bank maintained an accessible website containing various information on products, services, policies, annual reports, sustainability reports, and other important announcements. In addition to the website, BSI also utilized various communication channels such as social media and email to disseminate information to customers and the public in an open and timely manner.

Regarding Accountability, all Bank organs carried out their duties and responsibilities effectively. In 2024, the Board of Directors performed various duties, including conducting the Annual General Meeting of Shareholders (AGMS), preparing the Bank's Long-Term Plan (RJPP), the Bank Business Plan (RBB), the Corporate Work Plan and Budget (RKAP), the Sustainable

Finance Action Plan (RAKB), and other work plans. The Board also prepared the Annual Report, Financial Statements, and the Sustainability Report, ensured the Bank's accounting system complied with financial accounting standards and internal control principles, held internal and inter-departmental meetings, ensured adequate systems and processes for identifying, assessing, and managing the Bank's risks, and established clear organizational structures, tasks, and responsibilities, including management appointments.

Throughout 2024, the Board of Commissioners also carried out its supervisory duties regarding the Bank's management policies and operations, in line with prevailing laws and regulations, the Bank's Articles of Association, and the Work Plan set at the beginning of the year. The Board's oversight included the Bank Business Plan (RBB), review of Financial Information, internal control at BSI, Bank Soundness Level, Risk Management Unit, compliance implementation, information technology, and human resource development. The Board of Commissioners also provided approvals for matters requiring their consent and conducted supervisory visit.

During 2024, the Sharia Supervisory Board (SSB) provided advice and recommendations through various channels to ensure the application of Sharia principles in capital market activities. Guidance was provided through regular meetings and discussions with the Bank's management or relevant institutions to address operational issues and ensure Sharia compliance. Additionally, the SSB issued written reports detailing the results of audits and supervision, including recommendations or corrective actions when necessary.

The accountability of corporate organs was reflected in various performance achievements, both operational and financial. From a sharia compliance perspective, the Bank ensured that all products and services complied with the fatwas issued by the National Sharia Council (DSN) and the opinions of the Sharia Supervisory Board (SSB).

In relation to Responsibility (Accountability), BSI has ensured compliance with prevailing laws and regulations and the principles of sharia in every operational activity, as well as implementing its corporate social responsibility. As a sharia bank, the fundamental basis for implementing sharia principles in all of BSI's activities is the Qur'an and Hadith. These sharia principles are implemented by BSI through good corporate governance, in accordance with and guided by various provisions and laws of the Republic of Indonesia governing BSI as a limited liability company, a bank, and/or a publicly listed company. Furthermore, the Bank adopts a range of best governance standards at both national and international levels and expands the scope of its GCG implementation, including the following:

1. The Corporate Governance principles developed by the Organization for Economic Cooperation and Development (OECD).
2. The ASEAN Corporate Governance (CG) Scorecard issued by the ASEAN Capital Market Forum (ACMF).
3. The General Guidelines for Indonesian Corporate Governance (PUGKI) developed by the National Committee on Governance Policy (KNKG).
4. The Principles for Enhancing Corporate Governance issued by the Basel Committee on Banking Supervision.

With regard to Independence, BSI maintains independence in decision-making, free from conflicts of interest and unlawful external influences, to ensure objectivity and integrity in the Bank's operations. BSI optimizes the complementary functions of each governance organ to create an effective control environment and support the integrity of information used for reporting and decision-making. This in turn strengthens the three lines of defense model, to achieve sound and sustainable growth and to accomplish BSI's objectives without neglecting stakeholders' interests.

With regard to Fairness (Equity/Equality), BSI treats all stakeholders fairly and equally, without discrimination, and respects their rights in accordance with applicable agreements and regulations. BSI ensures that all stakeholders, both internal and external, are treated fairly, transparently, and without discrimination through the following aspects:

1. Equality of Rights for Stakeholders
   BSI ensures that the rights of all shareholders, customers, business partners, employees, and the public are respected in accordance with applicable regulations, and that each party receives clear and accurate information without preferential or discriminatory treatment.
2. Fairness in Decision-Making
   All policies and decisions made by BSI are based on the principle of fairness and do not unduly favor any particular party. In resolving disputes or conflicts, BSI applies the principle of fairness by providing equal opportunities for all parties to express their views.
3. Equality in Employment Opportunities
   BSI applies a transparent and fair system for recruitment, promotion, and career development, without discrimination based on ethnicity, religion, race, gender, or other backgrounds. All employees are given equal opportunities to develop their competencies and advance their careers based on performance and capabilities.
4. Transparency and Customer Protection
   BSI provides clear information about its products and services, including risks, benefits, and applicable terms, to enable customers to make well-informed financial decisions. The Bank also guarantees the protection of customer data and rights in accordance with prevailing regulations.

By applying the principle of Fairness, BSI strives to create a fair and conducive environment for all stakeholders and to maintain public trust in the sharia banking system.

As part of evaluating the implementation of the TARIF principles, in 2024 the Bank also participated in the Corporate Governance Perception Index (CGPI) assessment held by The Indonesian Institute for Corporate Governance (IICG). The 2024 CGPI results awarded BSI a score of 91.80 with the predicate of "Highly Trusted," reflecting that BSI's corporate organs and all members of the Bank have demonstrated strong commitment and consistency in implementing the principles and systems of Good Corporate Governance (GCG).

Assessment of Committees Under The Board of Directors

In carrying out their respective duties and responsibilities, the Board of Directors is supported by seven (7) Committees under the Board of Directors, consisting of:

1. Risk Management Committee
2. IT Steering Committee
3. Policy & Procedure Committee
4. Business Committee
5. Human Capital Committee
6. Asset and Liability Committee
7. Crisis Management – Business Continuity Management Steering Committee

The performance evaluation of the Committees under the Board of Directors is conducted annually based on the execution of their duties and the meetings held by each committee throughout the financial year. Based on the assessment conducted by the Board of Directors, all Committees under the Board of Directors carried out their duties and responsibilities properly throughout 2024.

Changes in the Composition of The Board of Directors

During 2024, there were changes in the composition of the Board of Directors. Changes in the composition of the Board of Directors were made based on the Bank's needs. The changes in the composition of the Board of Directors are as follows:

COMPOSITION OF THE BOARD OF DIRECTORS BEFORE THE 2024 ANNUAL GMS

The composition of the Board of Directors prior to the Annual General Meeting of Shareholders on May 17, 2024 consisted of 10 (ten) members, comprising 1 (one) President Director, 1 (one) Vice President Director, and 8 (eight) Directors, as follows:

Hery Gunardi	: President Director
Bob Tyasika Ananta	: Vice President Director
Ngatari	: Director of Retail Banking
Tribuana Tunggadewi	: Director of Compliance & Human Capital
Anton Sukarna	: Director of Sales & Distribution
Ade Cahyo Nugroho	: Director of Finance & Strategy
Zaidan Novari	: Director of Wholesale Transaction Banking
Moh. Adib	: Director of Treasury & International Banking
Saladin Dharmanugraha Effendi	: Director of Information Technology
Grandhis Helmi Harumansyah	: Director of Risk Managament

COMPOSITION OF THE BOARD OF DIRECTORS AFTER THE 2024 ANNUAL GMS

On May 17, 2024, the Annual General Meeting of Shareholders resolved to:

1. Dismiss Hery Gunardi as President Director; Ngatari as Director of Retail Banking; Tribuana Tunggadewi as Director of Compliance & Human Capital; Ade Cahyo Nugroho as Director of Finance & Strategy; Anton Sukarna as Director of Sales & Distribution; and Moh. Adib as Director of Treasury & International Banking.
2. Reappoint for a second term: Hery Gunardi as President Director; Tribuana Tunggadewi as Director of Compliance & Human Capital; Ade Cahyo Nugroho as Director of Finance & Strategy; and Anton Sukarna as Director of Sales & Distribution.
3. Appoint Harry Gusti Utama as Director of Retail Banking and Ari Rizaldi as Director of Treasury & International Banking.

Accordingly, the composition of the Board of Directors after the Annual General Meeting of Shareholders on May 17, 2024 consisted of 10 (ten) members, comprising 1 (one) President Director, 1 (one) Vice President Director, and 8 (eight) Directors, as follows:

Hery Gunardi	: President Director
Bob Tyasika Ananta	: Vice President Director
Tribuana Tunggadewi	: Director of Compliance & Human Capital
Anton Sukarna	: Director of Sales & Distribution
Ade Cahyo Nugroho	: Director of Finance & Strategy
Zaidan Novari	: Director of Wholesale Transaction Banking
Saladin Dharmanugraha Effendi	: Director of Information Technology
Grandhis Helmi Harumansyah	: Director of Risk Managament
Harry Gusti Utama	: Director of Retail Banking
Ari Rizaldi	: Director of Treasury & International Banking

Closing

The Board of Directors expresses its deepest appreciation to all BSI personnel who continue to innovate, create, adapt, and excel, thus making significant contributions to the advancement of the Bank as well as the sharia banking and economic sector in Indonesia. It is our hope that in 2025, BSI will be able to realize its aspiration to become a key pillar in positioning Indonesia as the global hub for the sharia economy, while continuously delivering sustainable value for the ummah.

Let us be grateful for all achievements throughout 2024 and prepare ourselves to face new challenges, create innovations and opportunities, and optimize growth potential in the future. Together, we pave the way forward, bring benefits to the ummah, and contribute to the nation.

Wassalammualaikum warahmatullahi wabarakatuh

Jakarta, March 21, 2025
On Behalf of the Board of Directors



Hery Gunardi
President Director



From left to rignt:

1. **Ade Cahyo Nugroho** _ Director of Finance & Strategy
2. **Tribuana Tunggadewi** _ Director of Compliance & Human Capital (sitting)
3. **Anton Sukarna** _ Director of Sales & Distribution
4. **Bob Tyasika Ananta** _ Vice President Director (sitting)
5. **Saladin Dharmanugraha Effendi** _ Director of Information Technology



From left to rignt:

6. **Zaidan Novari** _ Director of Wholesale Transaction Banking
7. **Hery Gunardi** _ President Director
8. **Grandhis Helmi Harumansyah** _ Direktur Risk Managament
9. **Ari Rizaldi** _ Director of Treasury & International Banking (sitting)
10. **Harry Gusti Utama** _ Director of Retail Banking

Report of
The Board of Commissioners



Assalamualaikum Warahmatullahi Wabarakatuh,

Respected Shareholders and Stakeholders,

Praise be to Allah SWT, for it is by His grace and mercy that BSI has continued to demonstrate remarkable resilience amidst numerous challenges.

Muliaman Dharmansyah Hadad
President Commissioner concurrently Independent Commissioner

BSI recorded solid and sustainable growth, driven by continuous innovation in products and services that have expanded financial inclusion and generated a positive impact on Indonesia's economy. BSI has consistently upheld sharia principles, offering fair and transparent financial solutions with wide-reaching social benefits.

We hereby present the Board of Commissioners' supervisory report and advisory activities with respect to the management of the Bank for the 2024 fiscal year. This report includes our assessment of the Board of Directors' performance in 2024, our perspective on the business outlook as formulated by the Board of Directors, the implementation of good corporate governance, evaluation of committees under the Board of Commissioners, and changes in the composition of the Board of Commissioners.

Assessment of The Board of Directors' Performance

The Board of Commissioners has continuously performed its supervisory and advisory functions to the Board of Directors. The purpose of our advisory role is to ensure that the policies and decisions made by the Board of Directors align with the interests of the Bank. Advice from the Board of Commissioners is provided through Board of Commissioners and Directors Meetings, Joint Meetings between the Board of Commissioners, Board of Directors, and the Sharia Supervisory Board, as well as meetings with Bank management and relevant committees. Throughout 2024, the Board of Commissioners convened 12 Board of Commissioners and Directors Meetings and held 3 (three) Joint Meetings with the Board of Directors and the Sharia Supervisory Board.

In carrying out its oversight and advisory functions, the Board of Commissioners was actively involved in the formulation of the Bank's strategy and supervision of its implementation. Oversight of the Bank's strategy formulation was conducted by reviewing and providing direction on the preparation of the Bank's Business Plan (RBB) for 2024–2026 and the Corporate Plan. The Board of Commissioners also supervised and advised on the implementation of the Bank's strategy through Joint Meetings with the Board of Directors. The Board directed, monitored, and evaluated the execution of the Bank's strategic policies, including assessments of the RBB, Corporate Plan, and monthly financial performance in 2024. The Board of Commissioners supervised efforts to achieve the Bank's business targets, particularly in key areas such as financing distribution, asset quality improvement, third-party funds collection, productivity, and operational efficiency.

View on The Performance of The Board of Directors

In evaluating the performance of the Board of Directors, the Board of Commissioners considered several aspects as the basis of its assessment. These include macroeconomic conditions and performance achievements in terms of operational and financial performance, as well as the overall soundness of the Bank. The assessment of the Board of Directors' performance is presented below.

Global economic growth in 2024 was estimated at 3.2%, slightly lower than the previous year. Despite easing inflation, uncertainty remained high due to ongoing trade tensions and geopolitical factors. The escalation of the Israel–Palestine conflict into broader regional tensions in the Middle East further weighed on global economic growth. As an oil-producing region, the conflict led to volatility in commodity markets, particularly crude oil. In response, Brent crude prices surged in October 2024 due to geopolitical sentiment-driven shocks. Nevertheless, overall commodity prices declined throughout the year, supported by adequate supply amid relatively restrained demand. The easing of supply disruptions, especially due to the declining intensity of the Russia–Ukraine conflict, also contributed to commodity price stability.

Domestically, the Indonesian economy demonstrated resilience, maintaining stability and a positive growth trajectory. Indonesia's economy grew steadily at 5.03% yoy in 2024, mainly driven by strong domestic demand amidst declining net exports, following a drop in commodity prices and slowing global growth. Stable and controlled inflation throughout 2024 supported consumer purchasing power. The decline in inflation was largely attributed to the easing of El Niño impacts, which ensured adequate food supply. In addition, adjustments in fuel prices aligned with declining global oil prices, and policies to lower air and rail ticket prices, also contributed to disinflation. Meanwhile, rising global gold prices led to higher domestic prices for gold and jewelry, thereby increasing core inflation.

In the sharia banking industry, sharia banking recorded positive growth throughout 2024. Total sharia banking assets reached IDR 980.29 trillion, growing 9.89% yoy, with a market share of 7.72% as of December 2024. Sharia financing rose by 9.92% yoy to IDR 643.55 trillion, while third-party funds (TPF) increased by 10.09% yoy to IDR 753.6 trillion.

Liquidity in the sharia banking sector remained adequate, as reflected in the Liquid Assets/Non-Core Deposit (AL/NCD) ratio of 154.52% and the Liquid Assets/Third Party Funds (AL/DPK) ratio of 32.09%, both well above the regulatory minimum. The Capital Adequacy Ratio (CAR) stood at 25.4%. Profitability was maintained, with a Return on Assets (ROA) of 2.04%. Financing risk remained under control, with a gross Non-Performing Financing (NPF) ratio of 2.12% and a net NPF of 0.79%. The sector also continued to adapt through strategic policies aimed at strengthening the sharia financial ecosystem.

Amid these economic conditions, the Board of Commissioners views that the Board of Directors has demonstrated strong leadership in navigating both challenges and opportunities, resulting in solid performance in 2024. This is reflected in the Bank's operational and financial achievements. From an operational perspective, Commercial Banking financing reached IDR 18.50 trillion in 2024, a 42.63% increase from IDR 12.97 trillion in 2023. Commercial Banking funding also rose by 71.86% from IDR 6.99 trillion in 2023 to IDR 12.01 trillion in 2024. Institutional Banking funding reached IDR 89.46 trillion in 2024, up 12.14% from IDR 79.77 trillion in 2023. Retail segment financing stood at IDR 201.26 trillion, an increase of 16.47% compared to IDR 172.81 trillion in 2023. Likewise, Retail segment funding grew by 10.59% from IDR 185.57 trillion in 2023 to IDR 205.23 trillion in 2024. Funding in the Treasury Banking and Head Office segments reached IDR 26.60 trillion, up IDR 12.10 trillion from IDR 14.51 trillion in 2023.

In terms of financial performance, fund management income as mudharib amounted to IDR 25.30 trillion in 2024, up 13.69% from IDR 22.25 trillion in 2023. The Bank's share of profit from fund management increased by 7.08% from IDR 16.26 trillion in 2023 to IDR 17.41 trillion in 2024. Net profit in 2024 reached IDR 7.01 trillion, a 22.83% increase from IDR 5.70 trillion in 2023. Total assets amounted to IDR 408.61 trillion, up 15.55% from IDR 353.62 trillion in 2023. Equity rose by 16.27% from IDR 38.74 trillion in 2023 to IDR 45.04 trillion in 2024.

In addition to operational and financial performance, the Bank's soundness level also served as a key consideration in the Board of Commissioners' evaluation. Bank soundness was assessed based on OJK Regulation Number 08/POJK.03/2014 dated June 11, 2014 concerning the Rating of Soundness Level for Sharia Commercial Banks and Sharia Business Units, using a Risk-Based Bank Rating (RBBR) approach. Based on this approach, BSI was assigned Composite Rating 2 (PK-2), indicating that the Bank is generally in sound condition and deemed capable of withstanding significant negative effects from changes in business conditions and external factors.

View on Business Prospects Prepared by The Board of Directors

Despite several global challenges such as geopolitical tensions and climate change, global economic growth is projected to remain stable at around 3% to 3.5% in 2025. Risks such as the stalled economic recovery in China and escalating geopolitical tensions amid the uncertainty of the U.S. leadership transition must continue to be closely monitored as they could potentially hamper global economic growth.

Amid these global economic conditions, Indonesia's economy is projected to continue experiencing stable growth in 2025, with Gross Domestic Product (GDP) growth forecasted at approximately 5% to 5.5%. As commodity prices continue to normalize, inflation in general, including domestic inflation, is on a downward trend. Looking ahead, inflation is expected to remain within the target range of 2.5±1% and maintain its declining trend. This low and controlled inflation also supports consumer purchasing power, thereby boosting economic growth. Nevertheless, several risks—especially those related to the impact of escalating geopolitical tensions such as rising commodity prices (including oil), climate-related risks, and imported inflation stemming from rising global commodity prices and potential Rupiah depreciation—must continue to be addressed and monitored.

In 2025, the sharia banking sector in Indonesia is expected to experience significant development. Several key factors influencing the economic conditions from the sharia banking perspective include market dynamics, government policies, and global trends supporting the growth of the sector. The expected decrease in interest rates may enhance market liquidity, which in turn will support banking intermediation. The BI rate (Bank Indonesia rate) affects the adjustment of banks' Base Lending Rate (SBDK), which could potentially drive credit growth to a range of 11%–13% in 2025. Meanwhile, third-party funds (TPF) are projected to grow at around 10% in 2025, in line with the potential monetary policy easing by Bank Indonesia during the year.

In 2025, Bank Indonesia will implement pro-growth policies focused on the development of the sharia economy and finance. The growth of the sharia economy is expected to continue its positive trend, with projected growth of around 4.8% to 5.6%.

After considering the economic conditions, the Board of Commissioners is of the view that the business prospects prepared by the Board of Directors are appropriate. The Board of Commissioners believes that BSI will be able to capitalize on existing opportunities, including the strong public and customer preference for sharia, BSI's strong positioning in the sharia banking industry, government support for sharia finance, the significant potential for increasing the sharia market share in the national banking industry, and synergies with the Parent Bank.

View on the Implementation of Bank Governance

The implementation of Good Corporate Governance (GCG) is one of the key factors in maintaining long-term sustainability and success of a company. Therefore, BSI is committed to applying GCG in its operations, as good governance not only supports the achievement of short-term goals, but also ensures the Bank operates with a high standard of transparency, accountability, and integrity. The Board of Commissioners consistently carries out its supervisory function to ensure that the management of the Bank by the Board of Directors complies with prevailing laws and regulations, and provides necessary advice or opinions regarding any strategic actions or activities aimed at achieving the Bank's objectives. The Board of Commissioners is of the view that the implementation of GCG within the Bank has

been carried out properly. This is evident through the following components.

Compliance with Sharia Principles

BSI remains committed to implementing Sharia Principles in conducting its business activities. To ensure compliance with Sharia Principles, the Bank has implemented Sharia Governance, which includes the execution of duties and responsibilities of the Sharia Supervisory Board (SSB), implementation of the sharia compliance function, sharia risk management function, sharia internal audit function, and external review of sharia governance. The Board of Commissioners continues to coordinate with the Board of Directors and the Sharia Supervisory Board to ensure that the Bank's business activities comply with sharia principles.

Risk Management

Alongside external dynamics and the continued development of BSI's products and services, the implementation of risk management becomes increasingly important. This not only reflects a commitment to regulatory compliance, but also management's prudence in operating the Bank. The goal is for BSI's performance to continue growing sustainably, supported by adequate risk management implementation. Through proper risk management, the Bank and its affiliated entities are expected to be protected from the impacts of changes in the business environment that may result in losses. In addition, risk management implementation is also expected to create added value for all of the Bank's stakeholders. In accordance with regulations, the Bank's risk management consists of a series of methodologies and procedures used to identify, measure, monitor, and control risks arising from all of the Bank's business activities. BSI routinely evaluates the effectiveness of its risk management framework and conducts internal dissemination to instill a strong risk culture across the organization.

Based on the results of reviews and discussions with Management, the Risk Oversight Committee, the Audit Committee, Internal Audit, External Auditor, and several related Units, the Board of Directors and the Board of Commissioners concluded that risk management was adequately implemented in 2024.

Internal Control System

The Internal Control System consists of eight interrelated components that are effectively implemented at all organizational levels within BSI to ensure the achievement of the Bank's objectives. This system is an expansion of the five core elements of the Internal Control System as regulated by the authorities through OJK Regulation No. 35/SEOJK.03/2017 concerning Guidelines for the Standard Internal Control System for Commercial Banks.

At BSI, the Internal Control System is established in the form of the Internal Control System Policy, which refers to the 2008 COSO Model developed by the Committee of Sponsoring Organizations of the Treadway Commission (COSO). The COSO model includes the following components: Internal Environment, Objective Setting, Event Identification, Risk Assessment, Risk Response, Control Activities, Information & Communication, and Monitoring.

The Board of Directors is responsible for the implementation of a reliable and effective Internal Control System and is also obliged to strengthen an effective risk-awareness culture and ensure that it is embedded at every level of the organization. Internal Audit is responsible for evaluating and actively enhancing the effectiveness of the Internal Control System continuously in relation to the Bank's operational activities in achieving the company's targets. Internal Audit conducts periodic and incidental audits on all activities within work units. The evaluation results of the Internal Control System are submitted to the Board of Directors and the Board of Commissioners for further action and effective monitoring. Based on the 2024 evaluation of the Bank's Internal Control System, the Board of Directors and the Board of Commissioners declared that the system had been adequately implemented.

Whistleblowing System

The Whistleblowing System (WBS) is a reporting mechanism that enables all parties to participate in the prevention and early detection of irregularities within the Bank. BSI is fully committed to providing support and protection to every whistleblower, ensuring the confidentiality of their identity, as well as the investigation and disclosure of reported cases. Follow-up actions are carried out once the Bank verifies that the report is accurate and supported by sufficient evidence.

The unit or function responsible for managing the WBS reports directly to the President Director or a Director appointed by the President Director, and maintains direct communication and reporting lines to the Board of Commissioners. In implementing the Whistleblowing System (WBS), the Board of Commissioners plays a role in reviewing the results of special audit reports based on WBS submissions.

The Bank also conducts awareness campaigns regarding the whistleblowing reporting channels and Anti-Gratification policies for all employees through desktop notifications, the Bank's website, training activities, sharing sessions, weekly Taujih sessions, and through information provided to customers, partners, and the public. The Board of Commissioners believes that the management of the Whistleblowing System at the Bank has been running well, as evidenced by the handling and follow-up of the reports received. In 2024, the Bank received 60 whistleblowing reports. Of these, 20 have been followed up, 3 are in progress, 3 have not yet been followed up, and 34 were deemed unqualified for follow-up. Of the reports that were followed up, 19 were proven and have been sanctioned in accordance with the Bank's regulations.

Sustainabillity Governance

As a sharia bank, BSI also bears the responsibility of protecting the environment and providing social benefits for future generations. This is in line with the principles of Maqashid Sharia, which include Hifdz Ad-Din (protection of religion), Hifdz An-Nafs (protection of life), Hifdz Al-Aql (protection of intellect), Hifdz Al-Mal (protection of wealth), Hifdz An-Nasb (protection of progeny), and Hifdz Al-Bi'ah (protection of the environment).

As part of BSI's commitment to implementing sustainability practices aligned with Maqashid Sharia, the Bank has established a sustainability governance structure (ESG Governance Structure) outlined in the ESG Guiding Principle. The implementation of ESG is overseen by the Board of Commissioners, the Board of Directors, and the Sharia Supervisory Board, who actively monitor the implementation of sustainable finance. Their oversight includes the preparation of the Sustainable Finance Action Plan, the development of the Sustainability Report, and the determination of sustainability strategies.

BSI has strengthened its sustainability governance structure by forming an ESG Working Group under the supervision of the Vice President Director, as stipulated in the Board of Directors Decree No. 03/219-KEP/DIR dated June 6, 2024, regarding the Establishment of the ESG Group and the appointment of the Data Protection Officer (DPO) under the supervision of the Director of Compliance & Human Capital. Additionally, an ESG Sub-Committee has been established under the Risk Management Committee. Governance enhancement has also been supported by the development and issuance of Standard Operating Procedures (SOPs) for sustainable finance, as well as the publication of the ESG Guiding Principle. BSI has also developed a sustainable finance framework based on the Bank's sustainability vision: "The Best Global Islamic Bank Based on Implementation of Sustainable Finance." This framework is built upon three strategic pillars: Sustainable Banking, Sustainable Operations, and Sustainable beyond Banking.

Under the Sustainable Banking pillar, BSI is committed to becoming a leader in sustainable product innovation. For Sustainable Operations, the Bank is committed to achieving net-zero emissions in operations by 2033. Under the Sustainable Beyond Banking pillar, BSI aims to become a leader in the ZISWAF ecosystem to generate social impact and contribute to the achievement of the SDGs.

Performance Assessment of Committees Under The Board of Commissioners

The Board of Commissioners ensures that the Committees under its supervision—namely the Audit Committee, Risk Monitoring Committee, and Nomination and Remuneration Committee—have performed their duties and functions effectively and in accordance with applicable regulations. The performance evaluation of the Committees under the Board of Commissioners is conducted annually by the Board of Commissioners.

The Audit Committee is tasked with assisting the Board of Commissioners in supervising the Bank, particularly in overseeing matters related to financial information, the Internal Control System, and the effectiveness of examinations carried out by internal and external auditors. Throughout 2024, the Audit Committee fulfilled its duties and responsibilities effectively.

The Nomination and Remuneration Committee is responsible for assisting the Board of Commissioners in matters related to the nomination and remuneration of members of the Board of Directors and the Board of Commissioners. Throughout 2024, the Nomination and Remuneration Committee fulfilled its duties and responsibilities effectively.

The Risk Monitoring Committee is responsible for overseeing and providing advice to the Board of Directors regarding the Bank's risk management. Throughout 2024, the Risk Monitoring Committee fulfilled its duties and responsibilities effectively.

Changes in the Composition of The Board of Commissioners

In 2024, there were changes in the composition of the Board of Commissioners, made in accordance with the Bank's needs. The changes are as follows:

COMPOSITION OF THE BOARD OF COMMISSIONERS BEFORE THE 2024 ANNUAL GMS

As of before the Annual General Meeting of Shareholders on May 17, 2024, the Board of Commissioners comprised 9 (nine) members, consisting of 1 (one) President Commissioner concurrently serving as Independent Commissioner, 1 (one) Vice President Commissioner concurrently serving as Independent Commissioner, 5 (five) Commissioners, and 2 (two) Independent Commissioners, as follows:

Muliaman Dharmansyah Hadad	:	President Commissioner concurrently Independent Commissioner
Adiwarman Azwar Karim	:	Vice President Commissioner concurrently Independent
Masduki Baidlowi	:	Commissioner
Suyanto	:	Commissioner
Abu Rokhmad	:	Commissioner
Imam Budi Sarjito	:	Commissioner
Sutanto	:	Commissioner
Komaruddin Hidayat	:	Independent Commissioner
Mohamad Nasir	:	Independent Commissioner

COMPOSITION OF THE BOARD OF COMMISSIONERS AFTER THE 2024 ANNUAL GMS

At the Annual GMS held on May 17, 2024, the following decisions were made to:

1. Dismiss Adiwarman Azwar Karim as Vice President Commissioner / Independent Commissioner; Suyanto, Masduki Baidlowi, Imam Budi Sarjito, and Sutanto as Commissioners; and Komaruddin Hidayat as Independent Commissione.
2. Reappoint Adiwarman Azwar Karim as Vice President Commissioner / Independent Commissioner, and to reappoint Suyanto, Masduki Baidlowi, and Komaruddin Hidayat as Commissioners for a second term.
3. Appoint Fauzi and Nazaruddin as Commissioners, and Felicitas Tallulembang as an Independent Commissioner.

As a result, the composition of the Board of Commissioners following the Annual General Meeting of Shareholders on May 17, 2024 consists of 10 (ten) members, comprising 1 (one) President Commissioner concurrently serving as Independent Commissioner, 1 (one) Vice President Commissioner concurrently serving as Independent Commissioner, 5 (five) Commissioners, and 3 (three) Independent Commissioners:

Muliaman Dharmansyah Hadad	:	President Commissioner concurrently Independent Commissioner
Adiwarman Azwar Karim	:	Vice President Commissioner concurrently / Independent Commissioner
Masduki Baidlowi	:	Commissioner
Suyanto	:	Commissioner
Abu Rokhmad	:	Commissioner
Fauzi	:	Commissioner
Nazaruddin	:	Commissioner
Komaruddin Hidayat	:	Independent Commissioner
Mohamad Nasir	:	Independent Commissioner
Felicitas Tallulembang	:	Independent Commissioner

Closing

The achievements of 2024 would not have been possible without the hard work of the entire Board of Directors, management, and employees of BSI, who remain committed to realizing the Bank's vision and mission. The Board of Commissioners also expresses its appreciation to all customers for their continued trust in BSI as their financial partner, and to all stakeholders who have supported BSI's journey thus far.

We hope that the achievements of 2024 will serve as a strong foundation for BSI to continue its growth in the years ahead. We remain optimistic that, through solid collaboration, a steadfast commitment to Sharia principles, and a focus on sustainability, BSI will continue to make a positive contribution to Indonesia's economic development.

Finally, we extend our sincere gratitude to all parties who have provided support and trust in BSI. May Allah SWT always guide and bless us all.

Wassalammualaikum warahmatullahi wabarakatuh

Jakarta, March 21, 2025
On behalf of the Board of Commissioners



Muliaman Dharmansyah Hadad
President Commissioner concurrently Independent Commissioner



From left to rignt:

1. **Mohamad Nasir** _ Independent Commissioner
2. **Felicitas Tallulembang** _ Independent Commissioner (sitting)
3. **Abu Rokhmad** _ Commissioner
4. **Adiwarman Azwar Karim** _ Vice President Commissioner concurrently / Independent Commissioner (sitting)
5. **Fauzi** _ Commissioner



From left to rignt:

6. **Muliaman Dharmansyah Hadad** _ President Commissioner concurrently Independent Commissioner (sitting)
7. **Nazaruddin** _ Commissioner
8. **Komaruddin Hidayat** _ Independent Commissioner
9. **Suyanto** _ Commissioner
10. **Masduki Baidlowi** _ Commissioner (sitting)

Report of
The Sharia Supervisory Board



Assalamu'alaikum warahmatullahi wabarakatuh

Dear Esteemed Stakeholders and Shareholders,

Alhamdulillah, all praise and gratitude be to Allah SWT for His blessings and mercy upon us all.

Prof. Dr. KH. Hasanudin, M.Ag
Chairman of the Sharia Supervisory Board

The year 2024 was a period filled with both challenges and opportunities for BSI as it continues its journey as the largest Islamic bank in Indonesia. As a financial institution based on sharia principles, we remain committed to maintaining rigorous oversight of all products and services offered by the Bank to ensure continued compliance with applicable sharia regulations.

As members of the Sharia Supervisory Board (SSB), we are responsible for ensuring that all BSI products, services, and activities align with Islamic Sharia principles, which prioritize justice, transparency, and the welfare of the ummah. In carrying out our duties and functions, the SSB works closely with the Board of Directors and management to provide guidance and oversee the implementation of established Sharia policies.

Implementation of Sharia Supervisory Board Activities in 2024

In 2024, the Sharia Supervisory Board carried out the following activities:

1. **Conduct of Meetings**
   The Sharia Supervisory Board (SSB) is required to convene SSB Meetings at least once every month. Decisions of the Sharia Supervisory Board are made based on deliberation and consensus. All decisions and outcomes of the meetings must be documented in the minutes of meeting, which serve as the collective decisions of all SSB members. The minutes must be properly documented by the Bank. Throughout 2024, the Sharia Supervisory Board held 27 (twenty-seven) meetings.
2. **Frequency and Method of Providing Advice and Suggestions as well as Monitoring Sharia Compliance**
   The Sharia Supervisory Board provided advice and suggestions through various means to ensure the implementation of Sharia principles in capital market activities. Advice was delivered through regular meetings and discussions with the Bank's management or relevant institutions to address operational issues and ensure sharia compliance. In addition, the SSB may issue written reports detailing their audit findings and supervisory activities, including necessary recommendations or corrective actions. Throughout 2024, the Sharia Supervisory Board issued 54 (fifty-four) directives and recommendations related to the Bank's governance.
3. **Supervisory Reports and Recommendations**
   During the 2024 period, the Sharia Supervisory Board submitted its Supervisory Reports in a timely manner.

Performance Assessment of Sharia Supervisory Board

The performance assessment of the Sharia Supervisory Board (SSB) is conducted through a self-assessment mechanism, carried out periodically every semester and submitted to the Financial Services Authority (OJK) for approval. The submission of the Sharia Supervisory Board's Supervisory Report is conducted on a semi-annual basis to the OJK's Sharia Banking Department and the National Sharia Council of the Indonesian Ulema Council (DSN-MUI). Throughout 2024, the Sharia Supervisory Board performed its duties and responsibilities properly.

Syariah Changes in the Composition of The Sharia Supervisory Board

In 2024, there were changes in the composition of the Sharia Supervisory Board members. These changes were made based on the Bank's needs. The changes are detailed as follows:

COMPOSITION OF THE SHARIA SUPERVISORY BOARD BEFORE THE 2024 ANNUAL GMS

The composition of the Sharia Supervisory Board prior to the Annual General Meeting of Shareholders on May 17, 2024 consisted of 4 (four) members: 1 (one) Chairman and 3 (three) members, as follows:

Prof. Dr. KH. Hasanudin, M.Ag	: Chairman of the Sharia Supervisory Board
DR. H. Mohamad Hidayat, MBA, M.H	: Member of the Sharia Supervisory Board
Dr. H. Oni Sahroni, MA	: Member of the Sharia Supervisory Board
Prof. Dr. K.H. Didin Hafidhuddin, M.Sc	: Member of the Sharia Supervisory Board

COMPOSITION OF THE SHARIA SUPERVISORY BOARD AFTER THE 2024 ANNUAL GMS

On May 17, 2024, the Annual General Meeting of Shareholders resolved to:

1. Dismiss Hasanudin from his position as Chairman of the Sharia Supervisory Board; and dismiss Mohamad Hidayat, Oni Sahroni, and Didin Hafidhuddin from their positions as members of the Sharia Supervisory Board.
2. Reappoint Hasanudin as Chairman, and reappoint Mohamad Hidayat and Oni Sahroni as members of the Sharia Supervisory Board for a second term.
3. Appoint Jaih Mubarok and Abdul Ghofur Maimoen as new members of the Sharia Supervisory Board.

As a result, the composition of the Sharia Supervisory Board after the Annual General Meeting of Shareholders on May 17, 2024 consists of 5 (five) members: 1 (one) Chairman and 4 (four) members, as follows:

Prof. Dr. KH. Hasanudin, M.Ag	:	Chairman of the Sharia Supervisory Board
DR. H. Mohamad Hidayat, MBA, M.H	:	Member of the Sharia Supervisory Board
Dr. H. Oni Sahroni, MA	:	Member of the Sharia Supervisory Board
Dr. KH. Abdul Ghofur Maimoen, M.A.	:	Member of the Sharia Supervisory Board
Prof. Dr. Jaih Mubarok, SE, M.H, M.Ag	:	Member of the Sharia Supervisory Board

Closing

We would like to express our sincere gratitude to all parties — the Board of Directors, management, employees, and all customers — for their continued support of BSI in operating in accordance with sharia principles. The trust placed in BSI is a mandate that must be upheld and accounted for with utmost responsibility. We hope that BSI will continue to grow into a sharia bank that excels not only in performance but also in delivering a positive impact to Indonesian society through the implementation of fair and Islamically guided sharia principles.

May Allah SWT always bestow His guidance and blessings for the success of BSI in carrying out its vision and mission in the future.

Wassalamualaikum Warahmatullahi Wabarakatuh

Jakarta, March 21, 2025
On behalf of the Sharia Supervisory Board



Prof. Dr. KH. Hasanudin, M.Ag
Chairman of the Sharia Supervisory Board



From left to rignt:

1. **Dr. H. Oni Sahroni, MA** _ Member of the Sharia Supervisory Board
2. **Prof. Dr. Jaih Mubarok, SE, M.H, M.Ag** _ Member of the Sharia Supervisory Board (sitting)
3. **Prof. Dr. KH. Hasanudin, M.Ag** _ Chairman of the Sharia Supervisory Board
4. **DR. H. Mohamad Hidayat, MBA, M.H** _ Member of the Sharia Supervisory Board (sitting)
5. **Dr. KH. Abdul Ghofur Maimoen, M.A.** _ Member of the Sharia Supervisory Board

Statement Letter
Members of Board of Directors and Members of the Board of Commissioners Regarding Responsibility for the 2024 Annual Report of PT Bank Syariah Indonesia Tbk.

We, the undersigned, hereby declare that all information contained in the 2024 Annual Report of PT Bank Syariah Indonesia Tbk has been presented in its entirety, and that we assume full responsible for the accuracy of the contents of the PT Bank Syariah Indonesia Tbk Annual Report.

This statement is hereby made truthfully.

Jakarta, March 21, 2025

BOARD OF DIRECTORS

Hery Gunardi
President Director

Bob Tyasika Ananta
Vice President Director

Harry Gusti Utama
Retail Banking Director

Tribuana Tunggadewi
Compliance & Human Capital Director

Ade Cahyo Nugroho
Finance & Strategy Director

Anton Sukarna
Sales & Distribution Director

Saladin Dharmanugraha Effendi
Information Technology Director

Grandhis Helmi Harumansyah
Risk Management Director

Zaidan Novari
Wholesale Transaction Banking Director

Ari Rizaldi
Treasury & International Banking Director

BOARD OF COMMISSIONERS



Muliaman Dharmansyah Hadad
President Commissioner/Independent Commissioner



Adiwarman Azwar Karim
Vice President Commissioner/
Independent Commissioner



Komaruddin Hidayat
Independent Commissioner



Mohamad Nasir
Independent Commissioner



Felicitas Tallulembang
Independent Commissioner



Suyanto
Commissioner



Masduki Baidlowi
Commissioner



Abu Rokhmad
Commissioner



Fauzi
Commissioner



Nazaruddin
Commissioner



COMPANY PROFILE

03 »



Company Identity

BSI BANK SYARIAH INDONESIA
Sahabat Finansial, Sosial & Spiritual

COMPANY NAME

PT BANK SYARIAH INDONESIA TBK

COMMON NAME

BSI

LINE OF BUSINESS

Commercial Bank based on Sharia Principle

LEGAL BASIS OF ESTABLISHMENT

- State Gazette of the Republic of Indonesia No. 43 - May 28, 1971 -Supplement No. 242
- State Gazette of the Republic of Indonesia No. 85 - October 23, 2009 - Supplement No. 26142
- State Gazette of the Republic of Indonesia No. 96 - December 1, 2009 - Supplement No. 27908.
- Deed No. 8 - January 8, 2018, made by Notary Fathia Helmi S.H.
- Deed No. 38 - January 14, 2021, made by Notary Jose Dima Satria S.H., M.Kn

BUSINESS LICENSE

- Decree of the Governor of Bank Indonesia No. 10/67/KEP.GBI/DpG/2008 dated October 16, 2008.
- Decree of the Governor of Bank Indonesia No. 11/63/KEP.GBI/DpG/2009 dated December 15, 2009.
- Decree of the Board of Commissioners of the Financial Services Authority No. 4/KDK.03/2021 dated January 27, 2021.

OFFICE NETWORK DATA

- 10 Regional Offices
- 153 Branch Offices (KC)
- 1 Overseas Branch Office (KCLN)
- 886 Assistant Branch Offices (KCP)
- 60 Mobile KCP (dhi: MKK)
- 91 Functional Offices (KF)
- 23 Priority Service Counters
- 754 Pawn Services
- 5,425 Automated Teller Machines (ATMs)



AUTHORIZED CAPITAL

Rp40,000,000,000,000

ISSUED AND PAID-UP CAPITAL

Rp23,064,630,069,000

STOCK CODE

BRIS

ACCESS TO INFORMATION

Head Office

Gedung The Tower,
Jl. Gatot Subroto No. 27
Kelurahan Karet Semanggi,
Kecamatan Setiabudi,
Jakarta Selatan 12930

Telephone

(62-21) 30405999

Facsimile

(62-21) 30421888

Website

https://www.bankbsi.co.id/

Email

contactus@bankbsi.co.id

Company Secretary

Wisnu Sunandar
Email: corporate.secretary@bankbsi.co.id

Investor Relation
Rizky Budinanda
Email: investor-relations@bankbsi.co.id

Media Sosial

Facebook : Bank Syariah Indonesia
Instagram : @banksyariahindonesia
@lifewithbsi
@BSIMobile
Youtube : Bank Syariah Indonesia
Twitter : @bsihelp
@bankbsi_id

Call Center

14040
1500789
(specially serving
corporate and institutional customers)

Name and Address of Regional Office and Branch Office

Regional Office

Region Office Aceh

Jl. Tgk. Moh. Daud Beureueh No. 15 H,
Kel. Keuramat, Kec. Kuta Alam Kota Banda Aceh
Telp : 061-4534466
Fax : 061-4534466
Email : contactus@bankbsi.co.id
Web : www.bankbsi.co.id

Region Office Medan

Jl. Kejaksaan No. 3B, Kel. Petisah Tengah,
Kec. Medan Petisah Kota Medan
Telp : 061-4534466
Fax : 061-4534466
Email : contactus@bankbsi.co.id
Web : www.bankbsi.co.id

Region Office Palembang

Jl. Demang Lebar Daun No. 507, Kel. Lorok Pakjo,
Kec. Ilir Barat I Kota Palembang
Telp : 0711-318904
Fax : -
Email : contactus@bankbsi.co.id
Web : www.bankbsi.co.id

Region Office Jakarta 1

Wisma Mandiri 2, Jl. M.H. Thamrin No.5, RT.2/RW.1,
Kel. Kebon Sirih, Kec. Menteng Wil. Kota Jakarta Pusat
Telp : -
Fax : -
Email : contactus@bankbsi.co.id
Web : www.bankbsi.co.id

Region Office Jakarta 2

Gedung BSI, Jl. Sultan Hasanudin No.57 RT/RW 6/3,
Kel. Melawai, Kec. Kebayoran Baru Wil. Kota Jakarta Selatan
Telp : 021-7212 0169
Fax : -
Email : contactus@bankbsi.co.id
Web : www.bankbsi.co.id

Region Office Bandung

Jl. Asia Afrika No.174,
Kel. Paledang, Kec. Lengkong Kota Bandung
Telp : +62 22 20544940
Fax :
Email : contactus@bankbsi.co.id
Web : www.bankbsi.co.id

Region Office Semarang

Jl. Pandanaran No.127,
Kel. Mugassari, Kec. Semarang Selatan Kota Semarang
Telp : 024-76442018/024-76442021
Fax : -
Email : contactus@bankbsi.co.id
Web : www.bankbsi.co.id

Region Office Surabaya

Jl. Basuki Rahmat No.17-19,
Kel. Embong Kaliasin, Kec. Genteng Kota Surabaya
Telp : 031 99255416
Fax : 031 99255416
Email : contactus@bankbsi.co.id
Web : www.bankbsi.co.id

Region Office Kalimantan

Jl. Lambung Mangkurat No. 16,
Kel. Kertak Baru, Kec. Banjarmasin Kota Banjarmasin
Telp : (0511) 3366408, 3366409
Fax : -
Email : contactus@bankbsi.co.id
Web : www.bankbsi.co.id

Region Office Makassar

Jl. Dr. Ratulangi No. 79,
Kel. Labuang Baji, Kec. Mamajang Kota Makassar
Telp : 0411 5088811
Fax : -
Email : contactus@bankbsi.co.id
Web : www.bankbsi.co.id



Branch Office

No.	Branch Office Name	Address	No. Telephone and Fax	Email and Web
1.	Banda Aceh Diponegoro Branch Office	Jl. Diponegoro No. 6, Kel. Kp. Baru, Kec. Baiturrahman Kota Banda Aceh	Telp : (0655) 7551109, 7551558 Fax : (0651) 33945	Email : contactus@bankbsi.co.id Web : www.bankbsi.co.id
2.	Banda Aceh Ahmad Dahlan Branch Office	Jl. Ahmad Dahlan No. 111, Kel. Merduati, Kec. Kuta Raja Kota Banda Aceh	Telp : 0651 - 32313, 32314, 32301 Fax : 0651 - 32317	Email : contactus@bankbsi.co.id Web : www.bankbsi.co.id
3.	Banda Aceh T. Panglima Nyak Makam Branch Office	Jl. T. Panglima Nyak Makam No. 100 A - 100 D, Kel. Desa Doy, Kec. Kuta Alam Kota Banda Aceh	Telp : 0651) 22900 (hunting), 7410714, 32929, 33869 Fax : 31190	Email : contactus@bankbsi.co.id Web : www.bankbsi.co.id
4.	Sigli 2 Branch Office	Jalan Merdeka No.6, Kel. Blok Bengkel, Kec. Kota Sigli Kab. Pidie	Telp : (0653) 22450 Fax : 21306	Email : contactus@bankbsi.co.id Web : www.bankbsi.co.id
5.	Sigli 1 Branch Office	Jl. Prof. A Majid Ibrahim No. 6, Kel. Blang Asan, Kec. Kota Sigli Kab. Pidie	Telp : - Fax : -	Email : contactus@bankbsi.co.id Web : www.bankbsi.co.id
6.	Lhokseumawe 1 Branch Office	Jl. Muhammad Malikul Zahir No.135C, Kel. Kuta Blang, Kec. Banda Sakti Kota Lhokseumawe	Telp : (0645) 631146, 631147, 631148 Fax : (0645) 41555	Email : contactus@bankbsi.co.id Web : www.bankbsi.co.id
7.	Bireuen Simpang IV Branch Office	JL. Medan - Banda Aceh, Simpang IV, Kel. Bireuen Meunasah Capa, Kec. Kota Juang Kab. Bireuen	Telp : (0644) 21126, 22044 Fax : 22040	Email : contactus@bankbsi.co.id Web : www.bankbsi.co.id
8.	Kuala Simpang Branch Office	Jl. Tengku Panglima Polem No. 23 - 24, Kel. Kuala Simpang, Kec. Kota Kuala Simpang Kab. Aceh Tamiang	Telp : (0641) 333366 Fax : 333367	Email : contactus@bankbsi.co.id Web : www.bankbsi.co.id
9.	Langsa Darussalam Branch Office	Jl. Darussalam No.1, Kel. Gampong Jawa, Kec. Langsa Kota Kota Langsa	Telp : (0641) 21033 Fax : 21170	Email : contactus@bankbsi.co.id Web : www.bankbsi.co.id
10.	Lhokseumawe Merdeka 3 Branch Office	Jl. Merdeka No.1, Kel. Kota Lhokseumawe, Kec. Banda Sakti Kota Lhokseumawe	Telp : (0645) 41906 Fax : 21306	Email : contactus@bankbsi.co.id Web : www.bankbsi.co.id
11.	Takengon Branch Office	Jl. Yos Sudarso No.164, Takengon, Kel. Kuteni Reje, Kec. Lut Tawar Kab. Aceh Tengah	Telp : (0643) 21294 Fax : 21119	Email : contactus@bankbsi.co.id Web : www.bankbsi.co.id

No.	Branch Office Name	Address	No. Telephone and Fax	Email and Web
12.	Meulaboh Imam Bonjol Branch Office	Jl. Imam Bonjol, Kel. Drien Rampak, Kec. Johan Pahlawan Kab. Aceh Barat	Telp : (0655) 7551961 Fax : 7551010	Email : contactus@bankbsi.co.id Web : www.bankbsi.co.id
13.	Simeulue Branch Office	Pertokoan Suak Tungkul Kavling 1 No. 5/6, Jl. Tgk. Diujung Sinabang, Kel. Amiria Bahagia, Kec. Simeulue Timur Kab. Simeulue	Telp : (0650) 21547 Fax : (0650) 21556	Email : contactus@bankbsi.co.id Web : www.bankbsi.co.id
14.	Blangpidie Branch Office	Jl. Persada No. 99A, Kel. Keudee Siblah, Kec. Blangpidie Kab. Aceh Barat Daya	Telp : (0659) 91008, 91127 Fax : 91070	Email : contactus@bankbsi.co.id Web : www.bankbsi.co.id
15.	Kutacane Branch Office	Jl. Iskandar Muda No.14, Kel. Perapat Hilir, Kec. Babussalam Kab. Aceh Tenggara	Telp : (0629) 21031 Fax : 21170	Email : contactus@bankbsi.co.id Web : www.bankbsi.co.id
16.	Tapaktuan Branch Office	Jl. Nyak Adam Kamil No. 42, Kel. Hulu, Kec. Tapaktuan Kab. Aceh Selatan	Telp : (0656) 21456 Fax : 21088	Email : contactus@bankbsi.co.id Web : www.bankbsi.co.id
17.	Batam Windsor Central Branch Office	Komplek Windsor Central Blok A No. 3-4, Jl. Pembangunan, Kel. Lubuk Baja Kota, Kec. Lubuk Baja Kota Batam	Telp : (0778) 431331 Fax : (0778) 432727	Email : contactus@bankbsi.co.id Web : www.bankbsi.co.id
18.	Tanjung Pinang Branch Office	Jl. Basuki Rahmat No. 1-3, Kel. Tanjung Ayun Sakti, Kec. Bukit Bestari Kota Tanjungpinang	Telp : (0771) 313788 Fax : (0771) 313995	Email : contactus@bankbsi.co.id Web : www.bankbsi.co.id
19.	KC Medan Kejaksaan	Jl. Kejaksaan No. 3B, Kel. Petisah Tengah, Kec. Medan Petisah Kota Medan	Telp : (061) 4153866, 4151466 Fax : (061) 4511867	Email : contactus@bankbsi.co.id Web : www.bankbsi.co.id
20.	Lubuk Pakam Branch Office	Jl. Dr. Sutomo No.12A-12B, Kel. Lubuk Pakam I - II, Kec. Lubuk Pakam Kab. Deli Serdang	Telp : (061) 7952555 Fax : (061) 7950419	Email : contactus@bankbsi.co.id Web : www.bankbsi.co.id
21.	Medan S Parman Branch Office	Jl. S. Parman No. 250 E/8, Kel. Petisah Hulu , Kec. Medan Baru Kota Medan	Telp : (061) 455 6870/451 5683 Fax : 451 5671	Email : contactus@bankbsi.co.id Web : www.bankbsi.co.id
22.	Medan Gajah Mada Branch Office	Jl. Gajah Mada No. 7, Kel. Petisah Hulu, Kec. Medan Baru Kota Medan	Telp : (061) 4550755 Fax : (061) 4550766, 4537627	Email : contactus@bankbsi.co.id Web : www.bankbsi.co.id
23.	Binja Branch Office	Jl. Sukarno Hatta No. 22-23, Kel. Tanah Tinggi, Kec. Binjai Timur Kota Binjai	Telp : (061) 8826396 Fax : (061) 8826138	Email : contactus@bankbsi.co.id Web : www.bankbsi.co.id
24.	Pekanbaru Sudirman 1 Branch Office	Jl. Jend. Sudirman No. 450, Kel. Tanah Datar, Kec. Pekanbaru Kota Kota Pekanbaru	Telp : (0761) 849191, 849192, 849193, 849194 Fax : (0761) 849190, 31668	Email : contactus@bankbsi.co.id Web : www.bankbsi.co.id
25.	Dumai Branch Office	Jl. Jenderal Sudirman No. 162, Kel. Teluk Binjai, Kec. Dumai Timur Kota Dumai	Telp : (0765) 33555 Fax : (0765) 32379	Email : contactus@bankbsi.co.id Web : www.bankbsi.co.id
26.	Pekanbaru Harapan Raya Branch Office	Jl. Haji Imam Munandar No. 8, Kel. Tangkerang Selatan, Kec. Bukit Raya Kota Pekan	Telp : (0761) 862222 Fax : (0761) 849799	Email : contactus@bankbsi.co.id Web : www.bankbsi.co.id
27.	Duri Branch Office	Jl. Hangtuah, Kel. Batang Dui, Kec. Mandau Kab. Bengkalis	Telp : (0765) 598990 Fax : (0765) 598993	Email : contactus@bankbsi.co.id Web : www.bankbsi.co.id
28.	Pematangsiantar Perintis Branch Office	Jl. Perintis Kemerdekaan No. 1, Kel. Proklamasi, Kec. Siantar Barat Kota Pematangsiantar	Telp : (0622) 435858, 435857, 435861 Fax : (0622) 435848	Email : contactus@bankbsi.co.id Web : www.bankbsi.co.id
29.	Rantau Prapat Branch Office	Jl. Jenderal Ahmad Yani No. 4, Kel. Bakaran Batu, Kec. Rantau Selatan Kab. Labuhanbatu	Telp : (0624) 24880, 24205, 25186 Fax : (0624) 24653	Email : contactus@bankbsi.co.id Web : www.bankbsi.co.id
30.	Padangsidempuan Branch Office	Jl. Sudirman No. 130 A, Kel. Wek I, Kec. Padangsidimpuan Utara Kota Padangsidimpuan	Telp : (0634) 28200 Fax : (0634) 28103	Email : contactus@bankbsi.co.id Web : www.bankbsi.co.id
31.	Sibolga Branch Office	Jl. Sutoyo Siswomiharjo No. 22, Kel. Huta Tonga Tonga, Kec. Sibolga Utara Kota Sibolga	Telp : (0631) 24555 Fax : (0631) 26722	Email : contactus@bankbsi.co.id Web : www.bankbsi.co.id
32.	Bandar Lampung Diponegoro Branch Office	Jl. Diponegoro No. 189, Kel. Gotong Royong, Kec. Tanjung Karang Pusat Kota Bandar Lampung	Telp : (0721) 258952, 258960 Fax : (0721) 263588	Email : contactus@bankbsi.co.id Web : www.bankbsi.co.id

No.	Branch Office Name	Address	No. Telephone and Fax	Email and Web
33.	Bandar Jaya Branch Office	Komp. Pertokoan Central Niaga Bandar Jaya No. 1-3, Jl. Proklamator Raya, Kel. Yukum Jaya, Kec. Terbanggi Besar Kab. Lampung Tengah	Telp : (0725) 529825, 529826 Fax : (0725) 529831	Email : contactus@bankbsi.co.id Web : www.bankbsi.co.id
34.	Metro A Yani Branch Office	Jl. Ahmad Yani No. 9, Kel. Imopuro, Kec. Metro Pusat Kota Metro	Telp : (0725) 7851606 Fax : (0725) 7851605	Email : contactus@bankbsi.co.id Web : www.bankbsi.co.id
35.	Bengkulu S Parman 1 Branch Office	Jl. S. Parman No. 15, Kel. Padang Jati, Kec. Ratu Samban Kota Bengkulu	Telp : (0736) 342007 Fax : (0736) 346707	Email : contactus@bankbsi.co.id Web : www.bankbsi.co.id
36.	Bengkulu Adam Malik Branch Office	Jl. Adam Malik RT/RW 023/08, Kel. Cempaka Permai, Kec. Gading Cempaka Kota Bengkulu	Telp : (0736) 27688/20938 Fax : 26448	Email : contactus@bankbsi.co.id Web : www.bankbsi.co.id
37.	Lubuk Linggau Branch Office	Jl. Yos Sudarso No. 12 RT 05, Kel. Taba Jemekeh, Kec. Lubuk Linggau Timur II Kota Lubuk Linggau	Telp : 0733-7329623/14/16/ 082881131705/ 82881131704 Fax : -	Email : contactus@bankbsi.co.id Web : www.bankbsi.co.id
38.	Jambi Gatot Subroto Branch Office	Jl. Jend. Gatot Subroto No. 127 A-B, Kel. Sungai Asam, Kec. Pasar Jambi Kota Jambi	Telp : (0741) 27730, 27726 Fax : (0741) 27733	Email : contactus@bankbsi.co.id Web : www.bankbsi.co.id
39.	Jambi Pattimura Branch Office	Jl. Kapt. Pattimura No. 29-30 RT 21, Kel. Kenali Besar, Kec. Kota Baru Kota Jambi	Telp : 0741 - 7552571, 7552572, 7552573 Fax : 0741 - 7552574	Email : contactus@bankbsi.co.id Web : www.bankbsi.co.id
40.	Padang Imam Bonjol Branch Office	Jl. Imam Bonjol No.17, Kel. Belakang Pondok, Kec. Padang Selatan Kota Padang	Telp : (0751) 21113, 20765 Fax : (0751) 24768	Email : contactus@bankbsi.co.id Web : www.bankbsi.co.id
41.	Bukittinggi Sudirman 1 Branch Office	Jl. Jenderal Sudirman No. 73, Kel. Kayu Ramang, Kec. Guguk Panjang Kota Bukittinggi	Telp : (0752) 627633 Fax : (0752) 627637	Email : contactus@bankbsi.co.id Web : www.bankbsi.co.id
42.	Padang Belakang Olo Branch Office	Jl. Belakang Olo No. 45, Kel. Kamp Jao, Kec. Padang Barat Kota Padang	Telp : 0751 - 841818, 841819 Fax : (0751) 841808	Email : contactus@bankbsi.co.id Web : www.bankbsi.co.id
43.	Palembang Demang Branch Office	Jl. Demang Lebar Daun No. 2311, Kel. Demang Lebar Daun, Kec. Ilir Barat I Kota Palembang	Telp : (0711) 421919 Fax : (0711) 419952	Email : contactus@bankbsi.co.id Web : www.bankbsi.co.id
44.	Pangkal Pinang Branch Office	Jl. Masjid Jamik No. 123, Kel. Masjid Jamik, Kec. Rangkui Kota Pangkalpinang	Telp : (0717) 432229 Fax : (0717) 431445	Email : contactus@bankbsi.co.id Web : www.bankbsi.co.id
45.	Prabumulih Sudirman Branch Office	JL. Jend. Sudirman No. 7-8 RT 01/10, Kel. Muara Dua, Kec. Prabumulih Timur Kota Prabumulih	Telp : (0713) 322888 Fax : (0713) 322565	Email : contactus@bankbsi.co.id Web : www.bankbsi.co.id
46.	Palembang Sudirman Branch Office	Jl. Jendral Sudirman KM 3,5, Kel. 20 Ilir, Kec. Ilir Timur I Kota Palembang	Telp : (0711) 315999, 310751 Fax : (0711) 310752	Email : contactus@bankbsi.co.id Web : www.bankbsi.co.id
47.	Baturaja Rahman Hamidi Branch Office	Jl. Let. R Hamidi No. 30 A-B RT 03 RW 01 , Kel. Kemalaraja , Kec. Baturaja Timur Kab. Ogan Komering Ulu	Telp : (0735) 324888/0735 323333/0735 325522/0735 325554 Fax : (0735) 324888	Email : contactus@bankbsi.co.id Web : www.bankbsi.co.id
48.	Bekasi Summarecon Branch Office	Komplek Ruko Summarecon Bekasi, Rukan Sapphire Commercial Blok SF 11 12, Jl. Bulevar Selatan, Kel. Marga Mulya, Kec. Bekasi Utara Kota Bekasi	Telp : (021) 8853990, 8856368, 8840355, 8853991, 88855418 Fax : (021) 8856406	Email : contactus@bankbsi.co.id Web : www.bankbsi.co.id
49.	Bekasi Cikarang Branch Office	Ruko Cikarang Central City, Blok G No. 1-2, Kel. Ciantra, Kec. Cikarang Selatn Kab. Bekasi	Telp : (021) 89902076, 89902077 Fax : (021) 89906765	Email : contactus@bankbsi.co.id Web : www.bankbsi.co.id
50.	Jakarta Kebon Jeruk 1 Branch Office	Jl. Panjang Arteri Kelapa Dua No. 54 D (Jl. Raya Kelapa Dua No. 1) RT. 004 RW. 003, Kel. Kelapa Dua, Kec. Kebon Jeruk Wil. Kota Jakarta Barat	Telp : (021) 53662464, 53662465, 53662467 Fax : (021) 53662472	Email : contactus@bankbsi.co.id Web : www.bankbsi.co.id
51.	Tangerang Ciledug Branch Office	Jl. HOS Cokroaminoto No. 69, Kel. Sudimara Jaya, Kec. Ciledug Kota Tangerang	Telp : (021) 73458147, 73458148, 73458149 Fax : (021) 73458150	Email : contactus@bankbsi.co.id Web : www.bankbsi.co.id

No.	Branch Office Name	Address	No. Telephone and Fax	Email and Web
52.	Jakarta Kelapa Gading 1 Branch Office	Komplek Graha Bulevar Blok KGC No. A-02 dan A-03, Jl. Boulevard Kelapa Gading, Kel. Kelapa Gading Timur, Kec. Kelapa Gading Wil. Kota Jakarta Utara	Telp : (021) 29375262, 29375261 Fax : (021) 29375197, 29375198	Email : contactus@bankbsi.co.id Web : www.bankbsi.co.id
53.	Jakarta Tanjung Priok 1 Branch Office	Jl. Enggano No. 42B - 42, Kel. Tanjung Priok, Kec. Tanjung Priok Wil. Kota Jakarta Utara	Telp : (021) 43906060, 43906055 Fax : (021) 43906058, 43906059	Email : contactus@bankbsi.co.id Web : www.bankbsi.co.id
54.	Jakarta Pemuda Branch Office	Komplek Graha Mas Pemuda, Blok AB1 dan AB2 Jl. Pemuda, Rawamangun, Kel. Jati, Kec. Pulo Gadung Wil. Kota Jakarta Timur	Telp : 021 - 47882680 / 81/82/83 Fax : 021 - 47882684 / 85	Email : contactus@bankbsi.co.id Web : www.bankbsi.co.id
55.	Jakarta Pondok Kelapa Branch Office	Ruko Komplek Billy & Moon Blok E No. 5A-5B, Jl. Raya Kalimalang, Kel. Pondok Kelapa, Kec. Duren Sawit Wil. Kota Jakarta Timur	Telp : (021) 86903501 Fax : (021) 86903502	Email : contactus@bankbsi.co.id Web : www.bankbsi.co.id
56.	Jakarta Jatinegara Branch Office	Perkantoran Mitra Matraman Blok A1 No. 8-9, Jl. Matraman Raya No. 148, Kel. Kebon Manggis, Kec. Matraman Wil. Kota Jakarta Timur	Telp : (021) 85904866 Fax : (021) 85905634	Email : contactus@bankbsi.co.id Web : www.bankbsi.co.id
57.	Jakarta Thamrin Branch Office	Jl. M. H. Thamrin No. 5, Kel. Kebon Sirih, Kec. Menteng Wil. Kota Jakarta Pusat	Telp : (021) 2300509, 39839000 Fax : (021) 39832939	Email : contactus@bankbsi.co.id Web : www.bankbsi.co.id
58.	Jakarta Bendungan Hilir Branch Office	Jl. Bendungan Hilir Raya No. 84 A - B, Kel. Bendungan Hilir, Kec. Tanah Abang Wil. Kota Jakarta Pusat	Telp : 021 - 57851054 - 56 Fax : 021 - 57851038	Email : contactus@bankbsi.co.id Web : www.bankbsi.co.id
59.	Jakarta The Tower Branch Office	Gedung The Tower, Jalan Gatot Subroto No.27 Kav.12, Kel. Karet Semanggi, Kec. Setiabudi Wil. Kota Jakarta Selatan	Telp : - Fax : -	Email : contactus@bankbsi.co.id Web : www.bankbsi.co.id
60.	Tangerang Hasyim Ashari Branch Office	Jl. KH. Hasyim Ashari 8 A-C, Kel. Buaran Indah, Kec. Cipondoh Kota Tangerang	Telp : (021) 55781230, 55781231, 55781232 Fax : (021) 55781233	Email : contactus@bankbsi.co.id Web : www.bankbsi.co.id
61.	Cilegon Tirtayasa 1 Branch Office	Jl. Sultan Ageng Tirtayasa No. 115 A, Kel. Jombang Wetan, Kec. Jombang Kota Cilegon	Telp : (0254) 399444, 375648 Fax : (0254) 375645	Email : contactus@bankbsi.co.id Web : www.bankbsi.co.id
62.	Serang Branch Office	Jl. Ahmad Yani No. 175 C-D, Kel. Sumur Pecung, Kec. Serang Kota Serang	Telp : (0254) 222984, 210191 Fax : 0254) 222985	Email : contactus@bankbsi.co.id Web : www.bankbsi.co.id
63.	Bogor Pajajaran Sukasari Branch Office	Jl. Pajajaran No. 8, Kel. Baranang Siang, Kec. Bogor Timur Kota Bogor	Telp : (0251) 8350562, 8350563, 8350564 Fax : (0251) 8350565	Email : contactus@bankbsi.co.id Web : www.bankbsi.co.id
64.	Bogor Cibinong Branch Office	Ruko Graha Cibinong Blok D No. 2, Jl. Raya Bogor KM 43, Kel. Cirimekar, Kec. Cibinong Kab. Bogor	Telp : (021) 87915703, 87915704 Fax : (021) 87919008	Email : contactus@bankbsi.co.id Web : www.bankbsi.co.id
65.	Bogor Pajajaran Bantarjati Branch Office	Jl. Pajajaran Raya No. 63, Kel. Kel. Bantarjati, Kec. Bogor Utara Kota Bogor	Telp : 0251 - 8337306, 8337620, 8337828 Fax : (0251) 8384968	Email : contactus@bankbsi.co.id Web : www.bankbsi.co.id
66.	Depok Margonda 2 Branch Office	Jl. Margonda Raya No. 209, Kel. Kemirimuka, Kec. Beji Kota Depok	Telp : 021 - 77210117 (hunting) Fax : 021 - 77210027	Email : contactus@bankbsi.co.id Web : www.bankbsi.co.id
67.	Depok Margonda 1 Branch Office	Ruko Depok Mas Blok A1-2, Jl. Margonda Raya No. 42, Kel. Pancoran Mas, Kec. Pancoran Mas Kota Depok	Telp : (021) 7765231, 7765251, 7765289, 77213804 Fax : (021) 77202905, 77203598	Email : contactus@bankbsi.co.id Web : www.bankbsi.co.id
68.	Jakarta Cibubur Citra Grand Branch Office	Ruko Citra Gran Blok R-2 No. 8-9, Kel. Jatikarya, Kec. Jatisampurna Kota Bekasi	Telp : (021) 84300107, 84300108, 8449778 Fax : (021) 84590918	Email : contactus@bankbsi.co.id Web : www.bankbsi.co.id
69.	Jakarta Fatmawati 2 Branch Office	Jl. RS Fatmawati No. 12, Kel. Gandaria Utara, Kec. Kebayoran Baru Wil. Kota Jakarta Selatan	Telp : 021-7696807/7696808/ 75902925/ 75902930/ 75902934 Fax : 021-75902899/75902983	Email : contactus@bankbsi.co.id Web : www.bankbsi.co.id

No.	Branch Office Name	Address	No. Telephone and Fax	Email and Web
70.	Jakarta Hasanudin Branch Office	Jl. S. Hasanudin No. 57, Kel. Melawai, Kec. Kebayoran Baru Wil. Kota Jakarta Selatan	Telp : (021) 2701515, 2701505 Fax : (021) 7220362	Email : contactus@bankbsi.co.id Web : www.bankbsi.co.id
71.	Jakarta Mayestik Branch Office	Jl. Kyai Maja Blok D/1 Persil No. 6-6A, Kel. Kramat Pela, Kec. Kebayoran Baru Wil. Kota Jakarta Selatan	Telp : (021) 7202451, 7202728, 7202509, 739452 Fax : (021) 7220822	Email : contactus@bankbsi.co.id Web : www.bankbsi.co.id
72.	Jakarta Pondok Indah Branch Office	Komplek Ruko Pondok Indah Plaza 1 Kav. II, Blok UA No. 6, Kel. Pondok Pinang, Kec. Kebayoran Lama Wil. Kota Jakarta Selatan	Telp : (021) 7662029, 7662030 Fax : (021) 7662028, 7665391	Email : contactus@bankbsi.co.id Web : www.bankbsi.co.id
73.	Tangerang Ciputat Branch Office	Jl. Ir. H. Juanda No. 111, RT 006/001, Kel. Pisangan, Kec. Ciputat Timur Kota Tangerang Selatan	Telp : (021) 7425267 Fax : (021) 7423018	Email : contactus@bankbsi.co.id Web : www.bankbsi.co.id
74.	Jakarta Saharjo Branch Office	Jl. Saharjo No.204A RT. 04/05, Kel. Menteng Dalam, Kec. Tebet Wil. Kota Jakarta Selatan	Telp : (021) 8308768, 8292824, 8357309 Fax : (021) 8308769, 8357310	Email : contactus@bankbsi.co.id Web : www.bankbsi.co.id
75.	Jakarta Kalibata Branch Office	Jl. Raya Pasar Minggu No. 75, Kel. Kalibata, Kec. Pancoran Wil. Kota Jakarta Selatan	Telp : (021) 7940323, 7940341, 7940353 Fax : (021) 7940420	Email : contactus@bankbsi.co.id Web : www.bankbsi.co.id
76.	Tangerang Bintaro Branch Office	Bintaro Trade Center, Jl. Jend. Sudirman Blok A1 No. 7 - 8, Bintaro Sektor 7, Kel. Pondok Aren, Kec. Pondok Aren Kota Tangerang Selatan	Telp : (021) 7450120, 7453301, 7450296, 7450297 Fax : (021) 7450116	Email : contactus@bankbsi.co.id Web : www.bankbsi.co.id
77.	Tangerang BSD ITC Branch Office	Jl. Pahlawan Seribu ITC BSD No. 21-23A, Kel. Lengkong Wetan, Kec. Serpong Kota Tangerang Selatan	Telp : 021 - 53153155, 53153144-46 Fax : 021 - 53161611	Email : contactus@bankbsi.co.id Web : www.bankbsi.co.id
78.	Bandung Juanda Branch Office	Jl. Ir. H. Juanda No. 24, Kel. Citarum, Kec. Bandung Wetan Kota Bandung	Telp : (022) 84469443 Fax : (022) 4200011	Email : contactus@bankbsi.co.id Web : www.bankbsi.co.id
79.	Garut Branch Office	Jl. Ciledug No. 148-149, Kel. Kota Kulon , Kec. Garut Kota Kab. Garut	Telp : (0262) 243689, 243692 Fax : (0262) 233137	Email : contactus@bankbsi.co.id Web : www.bankbsi.co.id
80.	Bandung Asia Afrika Branch Office	Jl. Asia Afrika No. 174 RT 009 RW 004, Kel. Paledang, Kec. Lengkong Kota Bandung	Telp : 022 - 7314546, 7323142, 7323143 Fax : 022 - 7323141	Email : contactus@bankbsi.co.id Web : www.bankbsi.co.id
81.	Bandung Suniaraja Branch Office	Jl. Suniaraja No.82, Kel. Braga, Kec. Sumur Bandung Kota Bandung	Telp : (022) 423 2584, 423 1185, 423 6614, 423 2585, 423 2586, 423 2587 423 86 / 423 89 Fax : -	Email : contactus@bankbsi.co.id Web : www.bankbsi.co.id
82.	Sukabumi A Yani Branch Office	Jl. A.Yani no. 29, Kel. Gunung Parang, Kec. Cikole Kota Sukabumi	Telp : 0266 - 6247300 Fax : 0266 - 6247400	Email : contactus@bankbsi.co.id Web : www.bankbsi.co.id
83.	Karawang Branch Office	Jl. Panatayuda I No 68, Kel. Karawang Kulon, Kec. Karawang Barat Kab. Karawang	Telp : 0267 - 8490449 (hunting), 0828-17096715 / 16 / 17 / 18 / 29 / 30 / 31 / 32 Fax : (0267) 401505	Email : contactus@bankbsi.co.id Web : www.bankbsi.co.id
84.	Bandung Ahmad Yani Branch Office	Jl. Jendral Ahmad Yani No. 252, Kel. Kacapiring, Kec. Batunuggal Kota Bandung	Telp : (022) 7202688, 7231090, 082819030694 Fax : (022) 7271334	Email : contactus@bankbsi.co.id Web : www.bankbsi.co.id
85.	Purwakarta RE Martadinata Branch Office	Jl. R.E Martadinata No. 5, RT 25 RW 05, Kel. Nagri Tengah, Kec. Purwakarta Kab. Purwakarta	Telp : (0264) 231760 Fax : (0264) 231761	Email : contactus@bankbsi.co.id Web : www.bankbsi.co.id
86.	Cimahi Branch Office	Jl. Jend. Amir Machmud No. 118, Kel. Cibabat, Kec. Cimahi Utara Kota Cimahi	Telp : (022) 6632228 Fax : (022) 6632212	Email : contactus@bankbsi.co.id Web : www.bankbsi.co.id
87.	Cianjur Siliwangi Branch Office	Jl. Siliwangi No. 6, Kel. Pamoyanan, Kec. Cianjur Kab. Cianjur	Telp : (0263) 284648 Fax : (0263) 284677	Email : contactus@bankbsi.co.id Web : www.bankbsi.co.id
88.	Cirebon Dr Cipto Branch Office	Jl. Dr. Cipto Mangunkusumo No. 79, Kel. Pekiringan, Kec. Kesambi Kota Cirebon	Telp : (0231) 202760, 202092, 202093, 200423 Fax : (0231) 202067	Email : contactus@bankbsi.co.id Web : www.bankbsi.co.id

No.	Branch Office Name	Address	No. Telephone and Fax	Email and Web
89.	Tasikmalaya Sutisna Senjaya Branch Office	Jl. Sutisna Senjaya No. 74-78, Kel. Empangsari, Kec. Tawang Kota Tasikmalaya	Telp : (0265) 312995, 312999 Fax : (0265) 311199	Email : contactus@bankbsi.co.id Web : www.bankbsi.co.id
90.	Purwokerto Sudirman 1 Branch Office	Jl. Jend. Sudirman No. 433, Kel. Kranji, Kec. Purwokerto Timur Kab. Banyumas	Telp : (0281) 641108, 641685 Fax : (0281) 625955	Email : contactus@bankbsi.co.id Web : www.bankbsi.co.id
91.	Cilacap A Yani Branch Office	Jl. A. Yani No. 97, Kel. Tambakreja, Kec. Cilacap Selatan Kab. Cilacap	Telp : (0282) 531015, 531038 Fax : (0282) 535870	Email : contactus@bankbsi.co.id Web : www.bankbsi.co.id
92.	Semarang A Yani Branch Office	Jl. Jend. Ahmad Yani No.152, Kel. Karang Kidul, Kec. Semarang Tengah Kota Semarang	Telp : 024 - 8313247, 8315027 Fax : 024 - 8313217	Email : contactus@bankbsi.co.id Web : www.bankbsi.co.id
93.	Semarang Pandanaran Branch Office	Jl. Pandanaran No. 90, Kel. Pekunden, Kec. Semarang Tengah Kota Semarang	Telp : (024) 3568891, 3568894 Fax : (024) 3568890	Email : contactus@bankbsi.co.id Web : www.bankbsi.co.id
94.	Kudus A Yani 1 Branch Office	Ruko Ahmad Yani No. 9, Jl. Ahmad Yani, Kel. Gondang Manis, Kec. Kota Kudus Kab. Kudus	Telp : (0291) 439272 Fax : (0291) 439274	Email : contactus@bankbsi.co.id Web : www.bankbsi.co.id
95.	Pati Sudirman Branch Office	Jl. P. Sudirman No. 207, Plaza Pati Blok A1-A2, Kel. Pati Lor , Kec. Pati Kab. Pati	Telp : (0295) 386699 Fax : (0295) 387799	Email : contactus@bankbsi.co.id Web : www.bankbsi.co.id
96.	Salatiga Branch Office	Jl. Diponegoro Ruko Salatiga Square No. 77-A6 dan 77-A7, Kel. Sidorejo Lor, Kec. Sidorejo Kota Salatiga	Telp : (0298) 328558, 328885 Fax : (0298) 314407	Email : contactus@bankbsi.co.id Web : www.bankbsi.co.id
97.	Tegal KH Mansyur Branch Office	Jl. KH. Mansyur No.4, Kel. Mangkukusuman, Kec. Tegal Timur Kota Tegal	Telp : (0283) 325300, 325301 Fax : (0283) 351460	Email : contactus@bankbsi.co.id Web : www.bankbsi.co.id
98.	Kendal Soetta Branch Office	Jl. Raya Soekarno Hatta No. 325, Kel. Bugangin, Kec. Kendal Kab. Kendal	Telp : (0294) 388173, 388175 Fax : (0294) 388172	Email : contactus@bankbsi.co.id Web : www.bankbsi.co.id
99.	Pekalongan Pemuda Branch Office	Masjid Syuhada, Jl.Pemuda No.52-54, Kel. Panjangwetan, Kec. Pekalongan Barat Kota Pekalongan	Telp : 0285 - 434918, 434919 Fax : 0285 - 434920	Email : contactus@bankbsi.co.id Web : www.bankbsi.co.id
100.	Solo Slamet Riyadi 1 Branch Office	Jl. Slamet Riyadi No. 388, Kel. Sriwedari, Kec. Laweyan Kota Surakarta	Telp : (0271) 710820 Fax : (0271) 742085, 742086	Email : contactus@bankbsi.co.id Web : www.bankbsi.co.id
101.	Solo Slamet Riyadi 2 Branch Office	Jl. Slamet Riyadi No. 318, Kel. Sriwedari, Kec. Laweyan Kota Surakarta	Telp : 0271 - 742555, 725222 Fax : 0271 - 736718	Email : contactus@bankbsi.co.id Web : www.bankbsi.co.id
102.	Yogyakarta Sudirman Branch Office	Jl. Jend. Sudirman No. 42, Kel. Kotabaru, Kec. Gondokusuman Kota Yogyakarta	Telp : (0274) 555022 Fax : (0274) 555021	Email : contactus@bankbsi.co.id Web : www.bankbsi.co.id
103.	Mataram Hasanudin Branch Office	Jl. Hasanudin No. 40, Kel. Mayura, Kec. Cakranegara Kota Mataram	Telp : (0370) 644888, 622300, 622700 Fax : (0370) 634999	Email : contactus@bankbsi.co.id Web : www.bankbsi.co.id
104.	Kupang Branch Office	Jl. Mohammad Hatta No.56, Kel. Fontein, Kec. Oebobo Kota Kupang	Telp : (0380) 834100, 823466, 828617 Fax : (0380) 826150	Email : contactus@bankbsi.co.id Web : www.bankbsi.co.id
105.	Bima Gajah Mada Branch Office	Jl. Gajah Mada No. 9 RT/RW 014/005, Kel. Monggonao, Kec. Mpunda Kota Bima	Telp : (0374) 444 03/ 444 04 Fax : 444 86	Email : contactus@bankbsi.co.id Web : www.bankbsi.co.id
106.	Denpasar Branch Office	Jl. Raya Puputan No.114, Kel. Sumerta Kelod, Kec. Denpasar Timur Kota Denpasar	Telp : (0361) 432595 Fax : (0361) 434045	Email : contactus@bankbsi.co.id Web : www.bankbsi.co.id
107.	Jember Sudirman Branch Office	Jl. P. B. Sudirman No. 41-43, Kel. Jember Lor, Kec. Patrang Kab. Jember	Telp : (0331) 411522 Fax : (0331) 411525	Email : contactus@bankbsi.co.id Web : www.bankbsi.co.id
108.	Banyuwangi Basuki Rahmat Branch Office	Jl. Basuki Rakhmat No. 30, Kel. Singotrunan, Kec. Banyuwangi Kab. Banyuwangi	Telp : (0333) 418624, 418625, 418626, 418627 Fax : (0333) 418628	Email : contactus@bankbsi.co.id Web : www.bankbsi.co.id
109.	Kediri Hassanudin Branch Office	Ruko Hassanuddin Bussines Center Jl. Hasanuddin No. 21 , Kel. Dandangan, Kec. Kota Kota Kediri	Telp : (0354) 672 114-5 Fax : 672 685	Email : contactus@bankbsi.co.id Web : www.bankbsi.co.id

No.	Branch Office Name	Address	No. Telephone and Fax	Email and Web
110.	Madiun Agus Salim Branch Office	JL. Agus Salim No. 120, Kel. Pandean, Kec. Taman Kota Madiun	Telp : (0351) 454000 Fax : (0351) 458300	Email : contactus@bankbsi.co.id Web : www.bankbsi.co.id
111.	Blitar Branch Office	Jl. Cokroaminoto No. 10 RT.01 RW. 02, Kel. Kepanjen Lor, Kec. Kepanjen Kidul Kota Blitar	Telp : (0342) 816999 Fax : (0342) 816777	Email : contactus@bankbsi.co.id Web : www.bankbsi.co.id
112.	Malang Suprapto Branch Office	Jl. Jaksa Agung Suprapto No. 48, Kel. Rampalcelaket, Kec. Klojen Kota Malang	Telp : 0341 - 359129, 359130 Fax : 0341 - 359128	Email : contactus@bankbsi.co.id Web : www.bankbsi.co.id
113.	Pasuruan Sudirman Branch Office	Jl. Jend. Sudirman No.77, Kel. Purworejo, Kec. Purworejo Kota Pasuruan	Telp : (0343) 418 955 Fax : 418 956	Email : contactus@bankbsi.co.id Web : www.bankbsi.co.id
114.	Surabaya Darmo Branch Office	Jl. Raya Darmo No. 15, Kel. Tegalsari, Kec. Keputran Kota Surabaya	Telp : (031) 5674848, 5679842 Fax : (031) 5679841	Email : contactus@bankbsi.co.id Web : www.bankbsi.co.id
115.	Sidoarjo Jenggolo Branch Office	Komplek Ruko Sentral Jenggolo A3, Jl. Jenggolo No. 9, Kel. Celep, Kec. Sidoarjo Kab. Sidoarjo	Telp : (031) 8946449, 8947231, 8921033, 8922129 Fax : (031) 8957429	Email : contactus@bankbsi.co.id Web : www.bankbsi.co.id
116.	Surabaya Basuki Rahmat Branch Office	Jl. Basuki Rachmat No. 17-19, Kel. Embong Kaliasin, Kec. Genteng Kota Surabaya	Telp : 031-99254882, 031- 99254883, 031-99254885, 031-99254887 Fax : 031 - 7385678	Email : contactus@bankbsi.co.id Web : www.bankbsi.co.id
117.	Surabaya Dharmawangsa Branch Office	Jl. Dharmawangsa No. 115 A, Kel. Kertajaya, Kec. Gubeng Kota Surabaya	Telp : 031 - 5045082, 5045085, 5030222 Fax : 031 - 5037222	Email : contactus@bankbsi.co.id Web : www.bankbsi.co.id
118.	Pamekasan Branch Office	Jl. KH. Agus Salim No. 3A, Kel. Barurambat Kota, Kec. Pamekasan Kab. Pamekasan	Telp : (0324) 331223, 331224, 331225 Fax : (0324) 331218	Email : contactus@bankbsi.co.id Web : www.bankbsi.co.id
119.	Gresik Kartini Branch Office	JL. RA. Kartini No. 180, Kel. Sidomoro, Kec. Kebomas Kab. Gresik	Telp : (031) 3972053 Fax : (031) 3972065, 3979791	Email : contactus@bankbsi.co.id Web : www.bankbsi.co.id
120.	Bojonegoro Branch Office	Jl. Panglima Sudirman No. 99A, Kel. Klangon, Kec. Bojonegoro Kab. Bojonegoro	Telp : (0353) 892124, 892125 Fax : (0353) 892123	Email : contactus@bankbsi.co.id Web : www.bankbsi.co.id
121.	Surabaya Jemur Handayani Branch Office	Jl. Jemur Handayani No. 3, Kel. Jemur Wonosari, Kec. Wonocolo Kota Surabaya	Telp : (031) 8411230, 8411250 Fax : (031) 8411260	Email : contactus@bankbsi.co.id Web : www.bankbsi.co.id
122.	Jombang Branch Office	Ruko Cempaka Mas Blok A/9, Jl. Soekarno-Hatta No. 1, Kel. Desa Kepuh Kembeng, Kec. Peterongan Kab. Jombang	Telp : (0321) 855527, 855528 Fax : (0321) 855526	Email : contactus@bankbsi.co.id Web : www.bankbsi.co.id
123.	Balikpapan Sudirman 1 Branch Office	Jl. Jend. Sudirman No. 330, Kel. Klandasan Ilir, Kec. Balikpapan Kota Kota Balikpapan	Telp : (0542) 413382, 414630 Fax : (0542) 412109	Email : contactus@bankbsi.co.id Web : www.bankbsi.co.id
124.	Samarinda Antasari Branch Office	Jl. Antasari No. 33 RT 02, Kel. Air Putih, Kec. Samarinda Ulu Kota Samarinda	Telp : (0541) 7271271, 7271272, 7271273, 7271274 Fax : (0541) 7271276, 7271277, 7271278	Email : contactus@bankbsi.co.id Web : www.bankbsi.co.id
125.	Kutai Kartanegara Branch Office	Jl. KH. Akhmad Muksin RT. 01, Kel. Melayu, Kec. Tenggarong Kab. Kutai Kartanegara	Telp : (0541) 665362, 665365 Fax : (0541) 665017	Email : contactus@bankbsi.co.id Web : www.bankbsi.co.id
126.	Bontang Branch Office	Jl. MT. Haryono No. 53, Kel. Gn. Elai, Kec. Bontang Utara Kota Bontang	Telp : (0548) 20007 Fax : (0548) 25005	Email : contactus@bankbsi.co.id Web : www.bankbsi.co.id
127.	Tarakan Branch Office	Jl. Yos Sudarso No. 64, Kel. Karang Balik, Kec. Tarakan Barat Kota Tarakan	Telp : (0551) 35050 Fax : (0551) 35051	Email : contactus@bankbsi.co.id Web : www.bankbsi.co.id
128.	Banjarmasin Lambung Mangkurat Branch Office	Jl. Lambung Mangkurat No. 16, Kel. Kertak Baru Ulu, Kec. Banjarmasin Tengah Kota Banjarmasin	Telp : (0511) 3366408, 3366409 Fax : (0511) 3366426	Email : contactus@bankbsi.co.id Web : www.bankbsi.co.id
129.	Martapura Branch Office	Jl. A. Yani No. 20 Km. 37,4, Kel. Sungai Paring, Kec. Martapura Kab. Banjar	Telp : (0511) 4722713, 4722755 Fax : (0511) 4722714	Email : contactus@bankbsi.co.id Web : www.bankbsi.co.id

No.	Branch Office Name	Address	No. Telephone and Fax	Email and Web
130.	Pangkalan Bun Branch Office	Jl. Sukma Arianingrat No. 14, Kel. Baru, Kec. Arut Selatan Kab. Kotawaringin Barat	Telp : (0532) 25624, 25625 Fax : (0532) 25636	Email : contactus@bankbsi.co.id Web : www.bankbsi.co.id
131.	Tanjung Branch Office	Jl. Ir. Pangeran Haji Muhammad Noor No. 12, Kel. Pembataan, Kec. Murung Pudak Kab. Tabalong	Telp : (0526) 2024484 Fax : (0526) 2024494	Email : contactus@bankbsi.co.id Web : www.bankbsi.co.id
132.	Sampit Branch Office	Jl. M. T. Haryono No. 6, Kel. Mentawa Baru Hulu , Kec. Mentawa Baru Ketapang Kab. Kotawaringin Timur	Telp : (0531) 24222 Fax : (0531) 24400	Email : contactus@bankbsi.co.id Web : www.bankbsi.co.id
133.	Palangkaraya Diponegoro Branch Office	Jl. Diponegoro No.10, Kel. Langkai, Kec. Pahandut Kota Palangka Raya	Telp : 0536 - 3224862, 3224863, 3224864 Fax : 0536 - 3224870	Email : contactus@bankbsi.co.id Web : www.bankbsi.co.id
134.	Banjarbaru Branch Office	Jl. A.Yani Km 35,5 , Kel. Kelurahan Komet, Kec. Banjarbaru Utara Kota Banjarbaru	Telp : 0511 - 4774939, 0511-6749031 Fax : 0511 - 4774939	Email : contactus@bankbsi.co.id Web : www.bankbsi.co.id
135.	Pontianak Abdurrachman Branch Office	Jl. Sultan Abdurrachman No. 23, Kel. Pontianak, Kec. Pontianak Kota Kota Pontianak	Telp : (0561) 745004 Fax : (0561) 744774	Email : contactus@bankbsi.co.id Web : www.bankbsi.co.id
136.	Ketapang Branch Office	Jl. R. Soeprapto No. 88, Kel. Sampit, Kec. Delta Pawan Kab. Ketapang	Telp : (0534) 34600 Fax : (0534) 34395	Email : contactus@bankbsi.co.id Web : www.bankbsi.co.id
137.	Sambas Branch Office	Jl. Gusti Hamzah No. 41, Kel. Desa Durian, Kec. Sambas Kab. Sambas	Telp : (0562) 391900 Fax : (0562) 392200	Email : contactus@bankbsi.co.id Web : www.bankbsi.co.id
138.	Singkawang Branch Office	Jl. Alianyang No. 16 C-D, Kel. Melayu, Kec. Singkawang Barat Kota Singkawang	Telp : (0562) 639866 Fax : (0562) 639865	Email : contactus@bankbsi.co.id Web : www.bankbsi.co.id
139.	Makassar 1 Branch Office	Jl. Dr. Ratulangi No.79, Kel. Labuang Baji, Kec. Mamajang Kota Makassar	Telp : (0411) 833070 Fax : (0411) 833069	Email : contactus@bankbsi.co.id Web : www.bankbsi.co.id
140.	Mamuju Branch Office	Jl. Urip Sumoharjo No. 44, Kel. Karema, Kec. Mamuju Kab. Mamuju	Telp : (0426) 22651, 2703380 Fax : (0426) 21922	Email : contactus@bankbsi.co.id Web : www.bankbsi.co.id
141.	Bone Branch Office	Jl. Jend. Ahmad Yani No. 48, Kel. Macanang, Kec. Tanete Riattang Barat Kab. Bone	Telp : (0481) 28774 Fax : (0481) 28775	Email : contactus@bankbsi.co.id Web : www.bankbsi.co.id
142.	Makassar 2 Branch Office	Jl. Dr. Sam Ratulangi No. 140, Kel. Mario, Kec. Mariso Kota Makassar	Telp : 0411 - 8914670, 8914610, 8914130 Fax : 0411 - 8914275	Email : contactus@bankbsi.co.id Web : www.bankbsi.co.id
143.	Palopo Branch Office	Jl. Andi Jemma No.150, Kel. Tompotikka, Kec. Wara Kota Palopo	Telp : (0471) 327432, (0471) 327225, (0471) 327360 Fax : -	Email : contactus@bankbsi.co.id Web : www.bankbsi.co.id
144.	Parepare Branch Office	JL. Lahalede No.15, Kel. Ujung Baru, Kec. Soreang Kota Parepare	Telp : (0421) 22456, 26534, 24624 Fax : -	Email : contactus@bankbsi.co.id Web : www.bankbsi.co.id
145.	Jayapura Branch Office	Komplek Perniagaan Kelapa Dua - Entrop Jl. Raya Kelapa Dua No. 1-2, Kel. Entrop, Kec. Jayapura Selatan Kota Jayapura	Telp : (0967) 550965, 550966 Fax : (0967) 550968	Email : contactus@bankbsi.co.id Web : www.bankbsi.co.id
146.	Ternate Jatiland Branch Office	Ruko Jatiland Business Center No. 19-20, Kel. Gamalama, Kec. Ternate Tengah Kota Ternate	Telp : (0921) 3127220 Fax : (0921) 3127336	Email : contactus@bankbsi.co.id Web : www.bankbsi.co.id
147.	Sorong Branch Office	Jl. Ahmad Yani No. 21, Kel. Malawei, Kec. Sorong Kota Kota Sorong	Telp : (0951) 323366 Fax : (0951) 323360	Email : contactus@bankbsi.co.id Web : www.bankbsi.co.id
148.	Ambon Branch Office	Jl. Pala No. 2, Kel. Uritetu, Kec. Sirimau Kota Ambon	Telp : (0911) 344572, 344337 Fax : (0911) 344582	Email : contactus@bankbsi.co.id Web : www.bankbsi.co.id
149.	Manado Mantos Branch Office	Jl. Tendean (Boulevard) Ruko Mantos No.11-12, Kel. Sario Utara, Kec. Sario Kota Manado	Telp : (0431) 876 166 Fax : 888 1502	Email : contactus@bankbsi.co.id Web : www.bankbsi.co.id
150.	Palu Gajah Mada Branch Office	Jl. Gajah Mada No. 77, Kel. Ujuna, Kec. Palu Barat Kota Palu	Telp : (0451) 426222 Fax : (0451) 452108	Email : contactus@bankbsi.co.id Web : www.bankbsi.co.id
151.	Gorontalo Branch Office	Jl. Ahmad Yani No. 127, Kel. Heledulaa Selatan, Kec. Kota Timur Kota Gorontalo	Telp : (0435) 828666 Fax : (0435) 830056	Email : contactus@bankbsi.co.id Web : www.bankbsi.co.id

No.	Branch Office Name	Address	No. Telephone and Fax	Email and Web
152.	Luwuk Branch Office	Jl. Urip Sumoharjo No. 18C dan 18D, Kel. Karaton, Kec. Luwuk Kab. Banggai	Telp : (0461) 21214, 22779, 8118671544 Fax : (0461) 325456	Email : contactus@bankbsi.co.id Web : www.bankbsi.co.id
153.	Kendari A Silondae 1 Branch Office	Jl. Abdullah Silondae No. 137, Kel. Korumba , Kec. Mandonga Kota Kendari	Telp : (0401) 3128822, 3128245, 3128897 Fax : (0401) 3127478	Email : contactus@bankbsi.co.id Web : www.bankbsi.co.id

Company Brand

BSI BANK SYARIAH INDONESIA

Sahabat Finansial, Sosial & Spiritual

The BSI logo, which consists of a wordmark (brand name) and an icon (five-pointed star), is designed to convey a clear brand message and build clear recognition. The BSI five-pointed star icon has three main meanings:

- Representing the "guiding light" which symbolizes our vision, which is to exist as a means to inspire goodness and positivity. This vision is guided by the verse of the Koran, Surah Ibrahim, verse 1: Alif Lam Ra.
- (This is) the Book that We have sent down to you (Muhammad) so that you can bring humanity out of darkness into bright light with God's permission, towards the path of God, the Almighty, the Most Praiseworthy.
- Representing the five pillars of Islam, which guide every Muslim to a wise and meaningful life.
- Represents the five principles of Pancasila, the philosophy that is the foundation of the Indonesian state to advance the nation and improve the welfare of all its people.

Brief Company History



PT Bank BRIsyariah Tbk ("the Bank"), headquartered in Jakarta, Indonesia, was initially established under the name PT Bank Jasa Arta ("BJA") based on Deed of Establishment No. 4 dated April 3, 1969, drawn up before Liem Toeng Kie, S.H., a notary in Jakarta. BJA changed its name to PT Bank Syariah BRI ("BSBRI") following a Shareholders' Approval Statement, as stated in Deed No. 45 dated April 22, 2008, drawn up before Fathiah Helmi, S.H., a notary in Jakarta. It obtained approval to change its banking activities from a conventional bank to a commercial bank operating under Sharia principles, effective as of October 16, 2008, granted by Bank Indonesia.

In 2009, BSBRI changed its name to PT Bank BRISyariah in accordance with the Shareholders' Approval Deed No. 18 dated April 14, 2009, drawn up before Fathiah Helmi, S.H., a notary in Jakarta. PT Bank BRISyariah later changed its name to PT Bank BRIsyariah Tbk following approval from the Minister of Law and Human Rights of the Republic of Indonesia No. AHU-0000386. AH.01.02 of 2018, dated January 10, 2018.

In January 2021, a merger took place between PT Bank BRIsyariah Tbk, PT Bank Syariah Mandiri, and PT Bank BNI Syariah. This merger was approved by the Financial Services Authority (OJK) Capital Market through Letter No. S-289/D.04/2020 dated December 11, 2020, and by the OJK Board of Commissioners through Decree No. 4/KDK.03/2021 dated January 27, 2021, regarding the Approval of the Merger of PT Bank Syariah Mandiri and PT Bank BNI Syariah into PT Bank BRIsyariah Tbk, along with the Approval for the Name Change to PT Bank Syariah Indonesia Tbk as the Surviving Bank. The merger of PT Bank BRIsyariah Tbk, PT Bank Syariah Mandiri, and PT Bank BNI Syariah into PT Bank Syariah Indonesia Tbk became effective on February 1, 2021.

In June 2022, a change in share classification was made to the Articles of Association, as stated in Deed of Shareholders' Meeting Resolution on Amendments to the Articles of Association of PT Bank Syariah Indonesia Tbk No. 146 dated June 24, 2022, drawn up before Notary Jose Dima Satria, S.H., M.Kn., a notary in Jakarta, regarding:

- The implementation of share classification into Series A Dwiwarna shares, which hold special rights, and Series B common shares, which are ordinary registered shares.
- The reclassification of one (1) share owned by the Government of the Republic of Indonesia in the Bank into one (1) Series A Dwiwarna share, while all shares owned by other shareholders were classified as Series B common shares.

This amendment was received and recorded by the Minister of Law and Human Rights of the Republic of Indonesia under No. AHU-AH.01.03-0269107 dated July 22, 2022.

The latest amendment to the Bank's Articles of Association concerning additional paid-in capital was stipulated in the Deed of Shareholders' Meeting Resolution on Amendments to the Articles of Association of PT Bank Syariah Indonesia Tbk No. 191 dated December 29, 2022, drawn up before Muhammad Muazzir, S.H., M.Kn., acting as a Substitute Notary for Notary Jose Dima Satria, S.H., M.Kn., a notary in Jakarta. This amendment was received and recorded by the Minister of Law and Human Rights of the Republic of Indonesia under No. AHU-AH.01.03-0497431 dated December 29, 2022. Based on the latest Article 3 of the Bank's Articles of Association, the Bank's business scope is to conduct banking operations based on Sharia principles.



Name Change Information

As outlined in the brief company history, BSI has undergone the following name changes:

April 3, 1969

PT Bank Jasa Arta

Deed No. 4 dated April 3, 1969, drawn up before Notary Liem Toeng Kie, S.H., and the Decision of the Minister of Justice No. J.A.5/70/4 dated May 28, 1970.

October 9, 2008

PT Bank Syariah BRI

Deed of Statement of Joint Approval of All Shareholders of PT Bank Jasa Arta No. 45 dated April 22, 2008, drawn up before Notary Fathiah Helmi, S.H., and approval from the Minister of Law and Human Rights of the Republic of Indonesia No. AHU-71478.AH.01.02. Year 2008 dated October 9, 2008.

November 5, 2009

PT Bank BRISyariah

Deed of Statement of Joint Approval of All Shareholders of PT Bank Syariah BRI No. 20 dated September 17, 2009, drawn up before Notary Fathiah Helmi, S.H., and approval from the Minister of Law and Human Rights of the Republic of Indonesia No. AHU-53631.AH.01.02. Year 2009 dated November 5, 2009.

January 10, 2018

PT Bank BRIsyariah Tbk

Deed of Statement of Resolutions of the Extraordinary General Meeting of Shareholders of PT Bank BRIsyariah No. 8 dated January 8, 2018, drawn up before Notary Fathiah Helmi, S.H., and approval from the Minister of Law and Human Rights of the Republic of Indonesia No. AHU-0000386.AH.01.02. Year 2018 dated January 10, 2018, as well as receipt from the Minister of Law and Human Rights of the Republic of Indonesia No. AHU-AH.01.03-0009224 dated January 10, 2018.

February 1, 2021

PT Bank Syariah Indonesia Tbk

Deed of Statement of Resolutions on Amendment to Articles of Association regarding the Name Change of PT Bank BRIsyariah Tbk to PT Bank Syariah Indonesia Tbk No. 38 dated January 14, 2021, drawn up before Notary Jose Dima Satria, S.H., M.Kn., and approval from the Minister of Law and Human Rights of the Republic of Indonesia No. AHU-0006268.AH.01.02. Year 2021 dated February 1, 2021, as well as receipt from the Minister of Law and Human Rights of the Republic of Indonesia No. AHU-AH.01.03-0061498 dated February 1, 2021.

Vision, Mission and Corporate Culture



VISION

TOP 10
GLOBAL
ISLAMIC BANK

Budaya Perusahaan

Bank Syariah Indonesia was established by a State-Owned Enterprise (SOE), which is currently the majority shareholder of the Bank. Accordingly, BSI uses "AKHLAK" as the company's value, in line with the Circular Letter of the Ministry of SOEs No. SE-7/MBU/07/2020, which requires every SOE to implement these core values as the basis for building HR character.

Amanah	Kompeten	Harmonis
Uphold the trust given	Keep learning and developing capabilities	Mutual care and respect for differences
A	K	H

MISSION

BSI BANK SYARIAH INDONESIA
Sahabat Finansial, Sosial & Spiritual

Provide access to Sharia Financial Solutions in Indonesia.

Serving >20 million customers and becoming the top 5 bank based on assets (500+T) and book value of 50 T in 2025.

To be a large bank that provides the best value for shareholders.

Top 5 most profitable banks in Indonesia (ROE 18%) and strong valuation (PB>2).

To be the Company of Choice and the Pride of Indonesia's Best Talents.

A company with strong values that empower the community as well as being committed to employee development with a performance-based culture.

Review of Vision and Mission by the Board of Commissioners and Board of Directors

The Board of Commissioners and Directors have conducted a study and review of the Bank's vision and mission, and stated that the vision and mission are still relevant for current conditions and in accordance with the challenges and opportunities the bank will face in the future. The bank's Vision and Mission have been discussed and approved by the Board of Commissioners and Directors at the Submission of the 2024-2026 Bank Business Plan (RBB) Amendment Document to PT Bank Syariah Indonesia Tbk.

Loyal	Adaptif	Kolaboratif
Dedicated to and prioritizing the interests of the Nation and the State	Keep innovating and be enthusiastic about making or facing change	Build synergistic cooperation
L	A	K

Business Activities

Business Activities According to the Articles of Association and Current Operations

Based on the Amendment to the Articles of Association No. AHU-0035266.AH.01.02.TAHUN 2024 regarding the Approval of Amendments to the Articles of Association of PT Bank Syariah Indonesia Tbk, the Bank's objectives and purposes are to conduct business in the banking sector based on Sharia principles and applicable laws and regulations. To achieve these objectives and purposes, the Bank carries out the following business activities:

Main business activities

1. Collecting funds in the form of deposits, namely Current Account, Savings, or other equivalent forms based on the Wadi'ah Agreement or other agreements that are not contrary to sharia principles.
2. Raising funds in the form of investment, namely Deposits, Savings, or other equivalent forms based on the Mudharabah Agreement or other agreements that are not contrary to sharia principles.
3. Disbursing profit-sharing financing based on the Mudharabah, Musyarakah, or other agreements that are not contrary to sharia principles
4. Disbursing financing based on Murabahah, Salam, Istishna', or other agreements that are not contrary to sharia principles.
5. Disbursing financing based on the Qardh Agreement or other agreements that are not contrary to sharia principles.
6. Disbursing financing for leasing movable or immovable goods to Customers based on the Ijarah Agreement and/or lease purchase in the form of ijarah muntahiya bittamlik or other agreements that are not contrary to sharia principles.
7. Taking over debt based on a Hawalah Agreement or other agreement that is not contrary to sharia principles.
8. Conducting debit card and/or financing card business based on sharia principles.
9. Performing the provision of banking services based on agreement, among others:
    a. Wakalah
    b. Hawalah
    c. Kafalah
    d. Rahn
10. To purchase, sell, and/or guarantee at its own risk third-party securities issued on the basis of underlying transactions based on sharia principles.
11. Purchasing securities based on sharia principles issued by the Government and/or Bank Indonesia
12. Accept payments from commercial papers and perform calculations with or among third parties based on sharia principles.
13. Moving money, either for its own interest or for the Customer's interest, based on sharia principles
14. Placing funds with, borrowing from, or lending to other Banks, using letters, telecommunications devices, sight drafts, checks, or other means.
15. Providing safe deposit boxes to store valuable goods and commercial papers based on the principle of wadi'ah yad amanah or other principles based on sharia principles.
16. Providing custodia services, including administration, for the interest of other parties in accordance with Sharia principles
17. Providing Letter of Credit (L/C) facilities based on sharia principles
18. Providing bank guarantee facilities based on sharia principles
19. Providing trustee services based on the Wakalah Agreement.
20. Conducting activities in the field of payment systems.
21. Carrying out accounts receivable transfer activities.
22. Performing other activities commonly carried out in the banking industry, as long as they are not contrary to sharia principles and in accordance with the provisions of applicable laws and regulations.

Supplementary business activities that support the main activities

1. Conducting foreign exchange activities based on sharia principles.
2. Performing capital investment in Sharia Commercial Banks or financial institutions that conduct business activities based on sharia principles.
3. Performing temporary capital investment to overcome the consequences of the failure of Financing based on sharia principles with the condition that it must withdraw its participation in accordance with the provisions of the applicable laws and regulations.
4. Acting as pension fund founder and administrator based on sharia principles.
5. Conducting activities in the capital market to the extent that they are not contrary to sharia principles and the provisions of the laws and regulations in the capital market sector.
6. Organizing bank activities or products based on sharia principles by using electronic means.
7. Issuing, offering, and trading short-term commercial papers based on sharia principles, either directly or indirectly, through the money market.
8. Issuing, offering, and trading long-term commercial papers based on sharia principles, either directly or indirectly, through the capital market.
9. Providing products or conducting other f inancial service activities based on sharia principles and applicable laws and regulations.
10. Collaborating with other Financial Service Institutions and non-Financial Service Institutions in providing financial services to Customers, in accordance with the regulations set by the Financial Services Authority and Sharia principles.

All business activities outlined in the Articles of Association have been carried out by the Bank.



Products and Services

Until the end of fiscal year 2024, BSI offered a wide range of products and services based on the needs and profile of each customer. These products and services are classified into four categories: individual, corporate, digital banking, and cards.

Individuals

BUSINESS	
Bank Guarantee Under Counter Guarantee	A banking guarantee instrument is one that is issued on the basis of requests and counter guarantees received from either banks or non-banks.
BSI Bank Guarantee	Bank guarantee specifically for vendors/contractors of PT PLN (PLN) in the procurement of goods and services within PLN.
BSI Cash Management	Electronic distribution channels in the form of internet banking services for corporate customers or institution to carry out activities on their accounts at the Bank in the context of financial management and cash flow monitoring safely, quickly, and easily.
BSI SDA Export Deposit	Together, build the country through foreign exchange exports.
BSI SDA Export Current Accout	Mortgage or property ownership financing service with a Hajj portion as a prize.
BSI Optima Current Accout	Mudharabah current account with special returns based on tiering.
BSI Government Current Account	Blessing fund for the country.
BSI Investment Financing	Medium and long-term financing facilities for the procurement of capital goods (expansion, establishment of new projects, or refinancing).
Vostro Current Account	Current account opening services in various currencies on behalf of Banks and non-Banks financial institutions, domestic and international correspondents at BSI.
Collection Services for Interbank Trade Finance Transactions	Collection services for short-term receivables under LC/SKBDN owned by the Nominated Bank to BSI, which collects the receivables from the debtor (issuing Bank) according to sharia principles. BSI can provide bailout funds to the Nominated Bank based on acceptance news from the Issuing Bank to the Nominated Bank.
Financing Received (PYD)	Loans or financing received by Bank Syariah Indonesia from banks or non-bank third parties, either domestically or internationally, in rupiah or foreign currency. Bank Syariah Indonesia distributes profits to third parties based on the agreed-upon PYD underlying assets.
SIF (Supply Infrastructure Financing) BPJS Health	Financing services for First Level Health Facilities (FKTP): Main Clinics, Pratama Clinics, Individual Practitioners, and Dental Practices.

GOLD	
BSI Gold Installment	Purchase gold in fixed and light installments without worrying about the future price of gold.
BSI Gold Pawn	A gold pawn is a financing product that uses gold as collateral to provide a quick source of cash.



HAJJ AND UMROH

BSI Indonesian Hajj Savings	The Hajj and Umrah savings plan is available for individuals aged 17 and above, based on Sharia principles using either a Wadiah or Mudharabah contract, in IDR or USD. This savings account has no monthly administrative fees and includes an ATM card and e-Channel facilities, provided the account holder is registered in Siskohat (has received a quota).
BSI Indonesian Young Hajj Savings	The Hajj and Umrah savings plan is available for individuals aged 17 and above, based on Sharia principles using either a Wadiah or Mudharabah contract, in IDR or USD. This savings account has no monthly administrative fees and includes an ATM card and e-Channel facilities, provided the account holder is registered in Siskohat (has received a quota).

INVESTMENT

Bancassurance	Collaboration in marketing insurance products with insurance companies affiliated with Bank Syariah Indonesia.
BSI Deposito	A term investment managed with a Mudharabah Mutlaqah contract intended for individual and non-individual customers in IDR or USD currency. Available term options are 1 month, 3 months, 6 months and 12 months which can be extended automatically (ARO) or Non ARO.
BSI Sharia Mutual Fund	Islamic mutual funds are a method of collecting funds from the investor community in exchange for asset ownership. These funds are then invested and managed in sharia securities portfolios by investment managers who follow sharia provisions and do not violate Islamic legal principles.
Cash Waqf Linked Sukuk Retail (Retail Waqf Sukuk)	Cash Waqf Linked Sukuk Retail (CWLS Retail), also known as the Sukuk Wakaf SWR001 series, is an investment of cash waqf funds in state sukuk issued by the government to support waqf in the community's economic empowerment program and social initiatives.
Referral Retail Brokerage	Offer a referral service for investment products to potential customers in collaboration with securities companies.
SBSN Ritel	- SBSN Retail, consisting of Retail State Sukuk and Savings Sukuk - Retail State Sukuk are state sukuk sold to individuals or individuals of Indonesian citizens through selling agents in the domestic primary market. - Sukuk Tabungan is a sharia investment product offered by the government to individual Indonesian citizens as a safe, easy, affordable, and profitable investment savings.

FINANCING

Bilateral Financing	It is the service of providing financing facilities in rupiah or foreign currencies for short-term working capital needs or for other purposes to Bank and / or non-bank financial institutions.
BSI Cash Collateral	Financing facilities secured by liquid collateral, i.e. secured by deposit in the form of deposits, current accounts, or savings.
BSI Distributor Financing	Working capital financing with a value chain scheme is post-finance (bailout funds to pay invoices that the work has been completed) provided to suppliers who are specialized suppliers working on work contracts with Bouwheer, where the source of repayment of financing is invoice payments from Bouwheer.
BSI Griya	Mortgage are available for various needs, as follows: 1. Purchase of new house/second house/shophouse/homeoffice/apartment. 2. Take over financing from other banks 3. Refinancing to fulfill customer needs.
BSI KPR Sejahtera	Consumptive financing facilities for government-subsidized housing with sharia principles.
BSI KUR Kecil	A financing facility intended for Micro, Small, and Medium Enterprises to fulfill working capital and investment needs with a ceiling of above Rp50 million to Rp500 million.
BSI KUR Mikro	A financing facility intended for Micro, Small, and Medium Enterprises to fulfill working capital and investment needs with a ceiling of above Rp10 million to Rp50 million.
BSI KUR Super Mikro	A financing facility intended for Micro, Small, and Medium Enterprises to fulfill their working capital and investment needs with a ceiling of up to Rp10 million.
BSI Mitra Beragun Emas (Non Qardh)	Financing for consumptive and productive purposes using murabahah/musyarakah mutanaqishah/ijarah agreements with gold as collateral using a rahn agreement, in which the gold pledged is held by the Bank for a certain period of time.
BSI Multipurpose Berkah	Financing for multipurposes without collateral with various benefits and convenience for payroll employees at BSI.
BSI OTO	Vehicle ownership financing services (new cars, used cars, and new motorcycles) with easy and fixed installments.

FINANCING	
BSI Retirement Blessing	Monthly pension beneficiaries are eligible for the following financing options: 1. ASN Pensioners & Widow Pensioners. 2. BUMN/BUMD pensioners. 3. ASN/PNS Retirees & Widow Pensioners who have not entered the TMT of Retirement but have received a Retirement Decree.
BSI Umrah	Consumptive financing facility to meet the needs of purchasing Umrah travel package services through the Bank that has collaborated with travel agents in accordance with sharia principles.
Mitraguna Online	Unsecured financing for multipurpose/any purpose with various benefits and convenience for employees.

PRIORITY	
BSI Priority	Exclusive services with special facilities from Bank Syariah Indonesia are available to selected individual customers.
BSI Private	An exclusive service with special facilities from Bank Syariah Indonesia is made available to individual customers who have a minimum accumulative balance of Rp5 billion.
Safe Deposite Box (SDB)	It is a place for treasures or securities, which are stored in a treasure room made of sturdy steel that is fireproof and resistant to demolition, ensuring the security of the items stored as well as the user's comfort.

SAVINGS	
BSI Business Savings	A savings account in IDR designed to facilitate transactions for business segment customers, offering benefits such as higher e-channel transaction limits (Visa Business debit card facility), free BI Fast transfer fees, more detailed transaction descriptions, and competitive profit-sharing ratios under the Mudharabah Muthlaqah contract.
BSI Easy Wadiah Savings	A savings account for easy daily transactions with no monthly administrative fees, available in IDR.
BSI Easy Mudharabah Savings	A savings account for easy daily transactions with a profit-sharing scheme, available in IDR.
BSI Junior Savings	Savings that are intended for children and students under the age of 17 encourage a culture of saving from an early age, in IDR currency with Wadiah or Mudharabah Mutlaqah contract.
BSI Student Savings	Savings with a wadiah agreement from students of State Universities/Private Universities (PTN/PTTS) or employees/members of companies/institutions/associations/professional organizations that collaborates with the Bank with Wadiah or Mudharabah Mutlaqah contracts.
BSI Payroll Savings	A payroll savings account for customers, offering four different account management fee variations based on the bank's agreement (PKS) with the institution, under the Wadiah or Mudharabah Mutlaqah contract.
BSI Retirement Savings	A savings account for individuals who are pension fund payment partners, provided in cooperation with the bank, with the option of Mudharabah Mutlaqah contract.
BSI Sharia Securities Savings	A Sharia securities savings account, also known as a Customer Fund Account (RDN), for individual customers to settle securities transactions in the capital market under the Mudharabah Mutlaqah contract.
BSI Forex Savings	A USD-denominated savings account for individual and non-individual customers, under the Wadiah or Mudharabah Mutlaqah contract.
BSI Education Savings	A term savings account for education planning with an auto-debit system and insurance protection, under the Mudharabah Mutlaqah contract.

SAVINGS	
BSI Savings Plan	A term savings account for investment planning with an auto-debit system and insurance protection, under the Mudharabah Mutlaqah contract.
BSI Tapenas Regular	A term savings account for customers' financial planning with an auto-debit system and insurance protection, under the Mudharabah Mutlaqah contract.
BSI Tapenas Collective	A term savings account for future financial planning for employees, based on an institutional agreement, with an auto-debit system and under the Mudharabah Mutlaqah contract.
BSI Student Savings Account (SimPel)	A savings account for students as part of financial education and inclusion efforts, encouraging a saving habit from an early age, under the Wadiah contract.
BSI Smart Savings	An individual savings account promoted by Indonesia's Financial Services Authority (OJK) to cultivate a saving culture and enhance societal well-being, under the Wadiah contract.
BSI TabunganKu	An individual savings account promoted by Indonesia's Financial Services Authority (OJK) to cultivate a saving culture and enhance societal well-being, under the Wadiah contract.

TRANSAKSI	
BSI Giro Wadiah Perorangan	A deposit account for individual customers, allowing withdrawals via debit card, check, bilyet giro (bank draft), and other payment instruments, available in IDR, USD, SGD, and EURO, under the Wadiah contract.
BSI Giro Wadiah Non Peorangan	A deposit account for non-individual customers, allowing withdrawals via debit card, check, bilyet giro, and other payment instruments, available in IDR, USD, SGD, and EURO, under the Wadiah contract.
BSI Giro Mudharabah Umum	A deposit account for both individual and non-individual customers, allowing withdrawals via debit card, check, bilyet giro, and other payment instruments, available in IDR and USD, under the Mudharabah Mutlaqah contract.
BSI Giro Mudharabah Khusus	A deposit account for both individual and non-individual customers, allowing withdrawals via debit card, check, bilyet giro, and other payment instruments, available in IDR and USD, under the Mudharabah Mutlaqah contract, with profit-sharing ratios and fees determined based on the bank's policies.

Company

CASH MANAGEMENT	
CMS	Transaction services include transfers to partners or third parties at BSI Bank or other banks (online, SKN, RTGS), transfers to employees (payroll), payment of tax obligations, payment and purchase of Pertamina products, payment of utility bills, and other bills.
OPBS (SO/DO) Pertamina	BSI Pertamina Payment is a payment and acceptance service for Pertamina products. Together with Pertamina, BSI comes with a host-to-host service to make it easier for Pertamina's partners/customers to order and/or pay for Pertamina products through the BSI Cash Management System and BSI Branches.

TREASURY	
Sukuk Transaction	Serving the needs of sharia securities transactions (sukuk): - Sukuk Negara - Corporate Sukuk
Deposito On Call (DOC)	Deposit products with a certain amount with a minimum period of 1 (one) to 28 (twenty eight) calendar days, with a rate of return that refers to the daily placement at Bank Indonesia. The agreement used is mudharabah mutlaqah.
BSI Sharia Hedging	Bank Syariah Indonesia serves foreign exchange sales/purchase transactions carried out in order to mitigate the risk of changes in exchange rates for certain currencies in the future. The agreement used are aqd' al-tahaww al-basith and al-sharf.
Foreign Exchange Transactions - General Foreign Exchange/ Telegraphic Transfer	Bank Syariah Indonesia serves foreign exchange purchase/sale transactions according to customer needs with a certain time tenor. Today transactions for delivery on the same day, tomorrow (Tom) transactions for delivery after one working day and spot transactions for delivery after two working days. Currencies traded are USD, SAR, EUR, SGD, JPY, AUD, HKD, CHF, CAD, CNY, and GBP.
Foreign Exchange Transactions - Foreign Banknotes	Bank Syariah Indonesia serves foreign banknote transactions both for withdrawals and deposits as well as buying and selling against the Rupiah, with al-sharf agreements.

SERVICE	
Trustee	Representing sukuk holders, and can act as monitoring agents, collateral agents, and escrow agents related to transactions in the Islamic capital market. - Trustee Monitor the issuer's obligations in accordance with the sukuk issuance trusteeship agreement. - Agency Monitor the parties' obligations regarding the services of monitoring agents, collateral agents, capital market escrow agents.
Custodian	Shariah-compliant governance with a modern and trusted custodial system. **Core Custody** - Safekeeping Concept of physical custody of securities, securities recording, and reconciliation. - Transaction Handling Service Settlement of securities transactions that have occurred on the transaction date, which will be settled on the settlement date. - Corporate Action The custodian's functions as a corporate action include other services, including receiving dividends, interest, and other rights (corporate action) and representing account holders who are its customers (proxy). - Sub Registry (Government Bond) Bookkeeping, recording, and administration services for government bond transactions for both companies and individuals, either directly with customers and/or through other selling agents. - Income Collection Services for the management or collection of customer rights in connection with securities and securities deposited at the Custodian Bank. - Portofolio Accounting Services for bookkeeping or recording the customer's asset portfolio. **Fund Services and Unit Link** - Fund Accounting Bookkeeping of securities transactions or securities in a portfolio and reporting to customers. - Fund Administration Recording the ownership of participation units of mutual fund and/or unit link customers and reporting them to investors of these products. - Safekeeping The concept of securities depository is physical storage of securities, securities recording, and reconciliation. - Transaction Handling Service Settlement of securities transactions that have occurred on the transaction date, which will be settled on the settlement date. - Income Collection Services for the management or collection of customer rights in connection with securities and commercial papers deposited at the Custodian Bank. - Reporting/Tax The final result or reporting service performed by the Custodian Bank on Mutual Fund assets sent to investment managers and/or unit holders.
Investment Financing	Medium and long-term financing facilities for the procurement of capital goods (expansion, establishment of new projects, or refinancing).
Settlement of Export Notes	Facilities provided by Bank Syariah Indonesia to customers (Exporters) in order to assist in the processing of documents, collection of receivables, and help fulfill the working capital of customers. Including the settlement of single bank, documentary, non documentary, and open account export bills either by collection (services) or negotiation/discounting (financing)
LC Issuance/SKDBN	Facilities provided by Bank Syariah Indonesia in the form of payment guarantees from the Bank provided to the beneficiary if the guaranteed party (applicant) cannot fulfill its obligations or defaults,
Buyer Financing	A facility whereby the Bank fulfills the Buyer's obligation/debt to the Seller based on the Buyer's signed sale and purchase contract/bill/invoice document.
Distributor Financing	A facility whereby the Bank fulfills the Distributor's obligation/debt to the Principal based on the sale and purchase contract/invoice document.
Supplier Financing	A facility provided by Bank Syariah Indonesia where the debtor (supplier) delegates to the Bank to collect receivables. The bank then collects the receivables from the debtor (buyer), or other parties appointed by the debtor.
Bank Guarantee	Facilities provided by Bank Syariah Indonesia in the form of payment guarantees from the Bank provided to the beneficiary if the guaranteed party (applicant) cannot fulfill its obligations or defaults.

FINANCING	
Mandiri Syariah Bonded Investment	Placement of funds sourced from owners of tied investment funds managed by BSI as collateral for financing provided to customers for a certain period of time based on a mudharabah muqayyadah agreement.
Investment Financing	Facilities provided by Bank Syariah Indonesia in the form of medium and long-term financing for the procurement of capital goods (expansion, establishment of new projects, or refinancing).
Refinancing	Financing facility to obtain fresh money funds on existing assets/objects of prospective customers for needs: - Asset acquisition - Take over - Other investment needs
Multifinance	Facilities provided by Bank Syariah Indonesia in the form of financing to multifinance with channeling or executing patterns.
Sharia Current Account Financing	Facilities provided by Bank Syariah Indonesia in the form of Short-Term Financing to finance seasonal working capital needs.
Agency, Syndication and Clubdeal	As a customer's business grows, it is often required for more than one bank and/or Islamic financial institution to jointly meet the customer's large financial needs. With our professionals in the field of sharia syndication, customers will have the confidence to obtain sharia financing facilities in big amounts and competitive margins/ rent/profit sharing without having to deal with many other banks and/or sharia financial institutions but only with Bank Syariah Indonesia, which will also help customers optimize the financing received.
Working Capital Financing	Medium and long-term financing facilities for the procurement of capital goods (expansion, establishment of new projects or refinancing).

SAVINGS	
SBSN Current Account	Non-savings account deposits managed with mudharabah agreements are intended for institutions that require maximum returns.
SDA DHE Deposit	Savings account deposits are sourced from DHE SDA funds belonging to customers at the Bank or other banks.
DHE SDA Current Account	Non-savings account deposits managed with mudharabah and wadiah agreements are intended for exporters in the context of DHE SDA export trading activities.
Optima Current Account	Mudharabah current account with special returns based on tiering.

Digital Banking

BSI Mobile	Solutions for customers' convenience in transactions, worship, and sharing through various features in one application. BSI Mobile accompanies customers 24 hours a day, and makes everything more balanced financially, spiritually, and socially.
Open an Online Account	The online account opening service through BSI Mobile is a solution for customers who want to open an account easily without having to come to the branch.
Gold Solutions	Gold ownership services ara available through BSI Mobile, with gold purchases starting at Rp50,000. Customers can buy, sell, transfer, and withdraw physical gold and online gold pawning easily and safely without the need to come to the branch.
BSI QRIS	Transaction services by scanning QR codes that use Bank Indonesia's QR Code Indonesia Standard (QRIS).
BSI Cardless Withdrawal	A practical solution for customers to make cash withdrawals without a card. Through BSI Mobile, cardless cash withdrawals can be made at all Bank Syariah Indonesia ATMs, including Indomaret and Alfamart.
BSI Debit Card	The BSI Debit Card is an ATM card from Bank Syariah Indonesia that can be used for transactions at ATMs and EDCs in the GPN and International (Visa) networks.
BSI Debit OTP	BSI Debit OTP is a debit card-based transaction service that uses an OTP code as a PIN for every transaction.
BSI ATM CRM	BSI ATM CRM (Cash Recycle Machine) or ATM Setor Tarik is a type of ATM to serve cash deposit transactions, cash withdrawals, interbank transfers, and payment or purchase transactions for all Bank Syariah Indonesia Customers.
BSI Aisyah	Aisyah is Bank Syariah Indonesia's Interactive Assistant, who will help provide information on the latest products, services, and promotions from Bank Syariah Indonesia.
BSI Net	Business transactions are now easier through BSI Net services, anytime and anywhere. Various transaction facilities, such as making bulk transfers and monitoring transactions, can be done on BSI Net.
BSI Merchant Business	EDC Bank Syariah Indonesia is a service provided by Bank Syariah Indonesia to customers who have businesses to provide convenience for ATM Debit card payment transactions to their customers.
BSI API Platform	The BSI API Platform is a portal that provides open banking services to facilitate the integration process between Bank Syariah Indonesia services and customer applications
BSI Smart Agent	BSI Smart Agent is BSI's Laku Pandai Service (Office-less Financial Services in the Framework of Inclusive Finance) to provide banking services and/or other financial services that are conducted not through an office network but through cooperation with other parties supported by information technology facilities.
BSI Payment Point	Payment Point transaction services at Bank Syariah Indonesia can be done by customers at any Bank Syariah Indonesia outlet or at ATMs. Payments can be made through debit accounts or cash.
Deposito Mobile	Easy investment with deposits on BSI Mobile, anytime and anywhere, without the need to visit a branch.
Griya Hasanah Online Top Up Through BSI Mobile	BSI Griya Hasanah Online Top-Up Financing is financing from Bank Syariah Indonesia in the form of additional financing from Bank Syariah Indonesia's existing financing for customers' consumptive purposes. Griya Hasanah Online Top Up Financing uses a sharia refinancing contract with al-bai' scheme in the framework of Musyarakah Mutanaqishah (MMQ).

Card

FINANCING CARD	
BSI Hasanah Card Classic	The BSI Hasanah Card Classic is a financing card based on Syariah principles that functions like a credit card. It is issued by Bank Syariah Indonesia and can be used for transactions at all EDC machines and ATMs bearing the Mastercard logo worldwide (internationally). BSI Hasanah Card Classic is made based on DSN Fatwa No. 54/DSN-MUI/X/2006 concerning sharia cards and is based on 3 (three) sharia agreements, among others: - Kafalah - Qardh - Ijarah The BSI Hasanah Card Classic limit ranges from Rp4 million to Rp6 million.
BSI Hasanah Card Gold	The BSI Hasanah Card Gold is a financing card based on Syariah principles that functions like a credit card. It is issued by Bank Syariah Indonesia and can be used for transactions at all EDC machines and ATMs bearing the Mastercard logo worldwide (internationally) BSI Hasanah Card Gold is made based on DSN Fatwa No. 54/DSN-MUI/X/2006 concerning sharia cards and is based on 3 sharia agreements, among others: - Kafalah - Qardh - Ijarah The BSI Hasanah Card Gold limit ranges from Rp8 million to Rp30 million.
BSI Hasanah Card Platinum	The BSI Hasanah Card Platinum is a financing card based on syariah principles that functions like a credit card. It is issued by Bank Syariah Indonesia and can be used for transactions at all EDC machines and ATMs bearing the Mastercard logo worldwide (internationally) BSI Hasanah Card Platinum is made based on DSN Fatwa No. 54/DSN-MUI/X/2006 concerning sharia cards and is based on 3 (three) sharia contracts, among others: - Kafalah - Qardh - Ijarah The BSI Hasanah Card Platinum limit ranges from Rp40 million to Rp900 million It also provides access to free executive airport lounges at partner airports.

DEBIT CARDS	
BSI Debit GPN	The BSI Debit GPN is a debit/ATM card product issued by Bank Syariah Indonesia using the National Payment Gateway (NPG) logo that can be used by customers in all EDC and ATM machine networks throughout Indonesia.
BSI Debit OTP	ATM debit card, where the PIN system uses a One-Time Password (OTP) registered through mobile banking.
BSI Debit Visa	BSI Debit Visa is a debit/ATM card product issued by Bank Syariah Indonesia using the Visa Worldwide logo that can be used by customers in all EDC machine networks and ATMs anywhere in the world (International).
BSI Debit Sabi Card	BSI Debit SaBi is a debit/ATM card product issued by Bank Syariah Indonesia using the National Payment Gateway (NPG) logo, which is a facility for child savings owners affiliated with parents. The BSI Debit SaBi card supports financial literacy education for children with special limitations to keep them safe in transactions.
BSI SimPel Debit Card	BSI Debit SimPel is a debit/ATM card product issued by Bank Syariah Indonesia using the National Payment Gateway (NPG) logo, which is a facility for Sim panan Pelajar Savings account holders. The BSI Debit SimPel card has a special limit so that students can transact safely and easily. The card can be used by students in all EDC and ATM machine networks throughout Indonesia (national).
Mabrur Debit Card	The Mabrur Debit Card is a debit/ATM card issued by Bank Syariah Indonesia, specifically designed for customers of the Indonesian Hajj Savings account. It provides convenience for transactions while performing religious pilgrimages in the Holy Land.

Operational Area

BSI BANK SYARIAH INDONESIA



BSI's business network and operational areas are supported by regional offices up to functional operational offices, the details of which are explained below in 2024.

BSI Office Network Table

Office Type	2024	2023	2022	2021
Regional Office	10	10	10	10
Branch Office	153	153	153	272
Overseas Branch Office	1	1	-	-
Auxiliary Branch Office	886	886	959	985
Mobile KCP (dhi: MKK)	60	60	60	-
Functional Office	91	91	96	34
Cash Office	-	-	-	74
Payment Point (PP)	-	-	-	179
Priority Service Counter	23	20	16	11
Pawn Service	754	765	734	530
Automatic Teller Machine (ATM)	5,425	2,571	2,548	2,618

Notes:
- PP in 2022 Reformat into KFO (cfm. PJOK No.16 Year 2022)
- KK in 2022 Reformat to KCP (cfm. POJK No.16 Year 2022



Office Network Table by Region in 2024

Region	Office Type						
	KC	KCLN	KCP	KCP Mobile	KF	Priority Service Counter	Pawn Services
Regional Office 1	16	0	136	1	7	2	80
Regional Office 2	15	0	80	7	7	2	58
Regional Office 3	16	0	87	8	2	1	73
Regional Office 4	15	0	111	10	11	5	85
Regional Office 5	15	0	84	2	7	5	63
Regional Office 6	12	0	68	6	0	2	65
Regional Office 7	13	0	91	7	13	3	71
Regional Office 8	20	0	119	10	26	1	127
Regional Office 9	16	0	53	5	0	1	55
Regional Office 10	15	0	57	4	18	1	77
TOTAL	**153**	**0**	**886**	**60**	**91**	**23**	**754**

Regional Office				
Regional Office 1	Regional Office 2	Regional Office 3	Regional Office 4	Regional Office 5
Nanggroe Aceh Darussalam	Sumatera Utara, Kep. Riau, Riau	Sumatera Selatan, Bengkulu, Sumatera Barat, Jambi, Kep. Bangka Belitung, Lampung	Banten, DKI Jakarta, Kota Bekasi, Kab. Bekasi	Jakarta Pusat, Jakarta Barat, Jakarta Selatan, Jakarta Timur, Kota Tangerang, Kab. Tangerang, Kota Tangerang Selatan, Kota Bogor, Kab. Bogor, Kota Depok, Kota Bekasi
Regional Office 6	Regional Office 7	Regional Office 8	Regional Office 9	Regional Office 10
Jawa Barat	Jawa Tengah, Daerah Istimewa Yogyakarta	Jawa Timur, Bali, Nusa Tenggara Barat, Nusa Tenggara Timur	Kalimantan Barat, Kalimantan Selatan, Kalimantan Tengah, Kalimantan Timur, Kalimantan Utara	Gorontalo, Maluku, Maluku Utara, Papua, Papua Barat Daya, Sulawesi Barat, Sulawesi Selatan, Sulawesi Tengah, Sulawesi Tenggara, Sulawesi Utara

List of
Association Membership

To strengthen its business, BSI has joined various industry associations, including:

No.	Association	Position	Scale
1.	Perhimpunan Bank-bank Nasional (Perbanas)	Member	National
2.	Pekumpulan Bank Syariah Indonesia (Asbisindo)	General Chairman	National
3.	Islamic Financial Services Board (IFSB)	Member	International
4.	Lembaga Alternatif Penyelesaian Sengketa di Sektor Jasa Keuangan (LAPS SJK)	Member	National
5.	Forum Komunikasi Direktur Kepatuhan Perbankan (FKDKP)	Member	National
6.	Asosiasi Sistem Pembayaran Indonesia (ASPI)	Member	National
7.	Asosiasi Bank Agen Penjual Efek Reksa Dana Indonesia (ABAPERDI)	Member	National
8.	Asosiasi Emiten Indonesia (AEI)	Member	National
9.	Masyarakat Ekonomi Syariah (MES)	Member	National
10.	Ikatan Bankir Indonesia (IBI)	Member	National
11.	Ikatan Ahli Ekonomi Islam Indonesia (IAEI)	Member	National
12.	Badan Musyawarah Perbankan Daerah (BMPD)	Member	National
13.	Forum Komunikasi Industri Jasa Keuangan (FK IJK)	Member	National
14.	Forum Human Capital Indonesia (FHCI)	Member	National
15.	Indonesia Corporate Secretary Association (ICSA)	Member	National
16.	Dewan Syariah Nasional - Majelis Ulama Indonesia (DSN – MUI)	Member	National
17.	Asosiasi Kartu Kredit Indonesia (AKKI)	Member	National
18.	Asosiasi Pasar Uang dan Pasar Valuta Asing Indonesia (APUVINDO)	Member	National
19.	Kustodian Sentral Efek Indonesia (KSEI)	Member	National

Organizational Structure

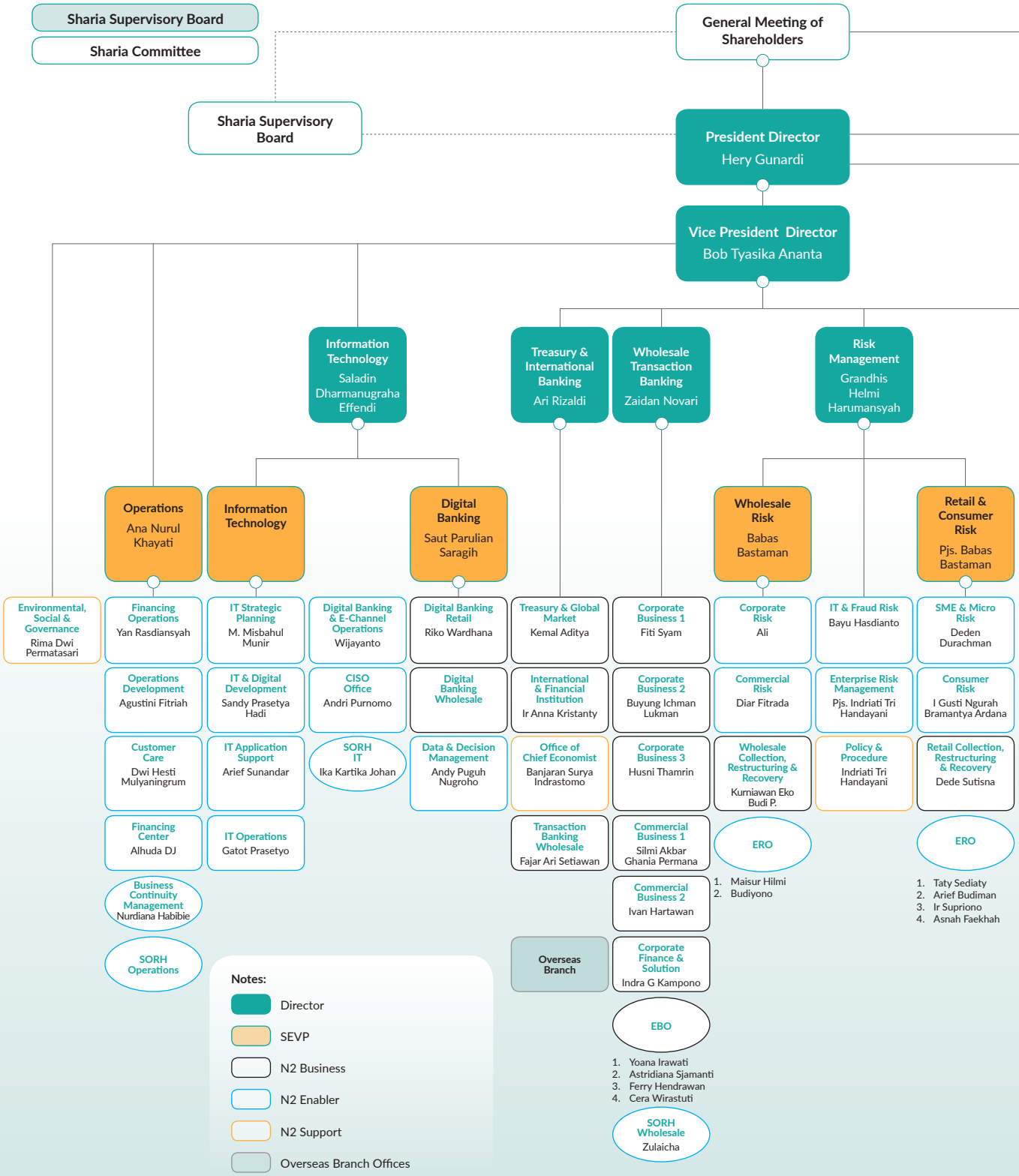

The organizational structure of BSI is established based on the Board of Directors Decree No. 04/425-KEP/DIR dated September 17, 2024. The following is the organizational structure per December 31, 2024

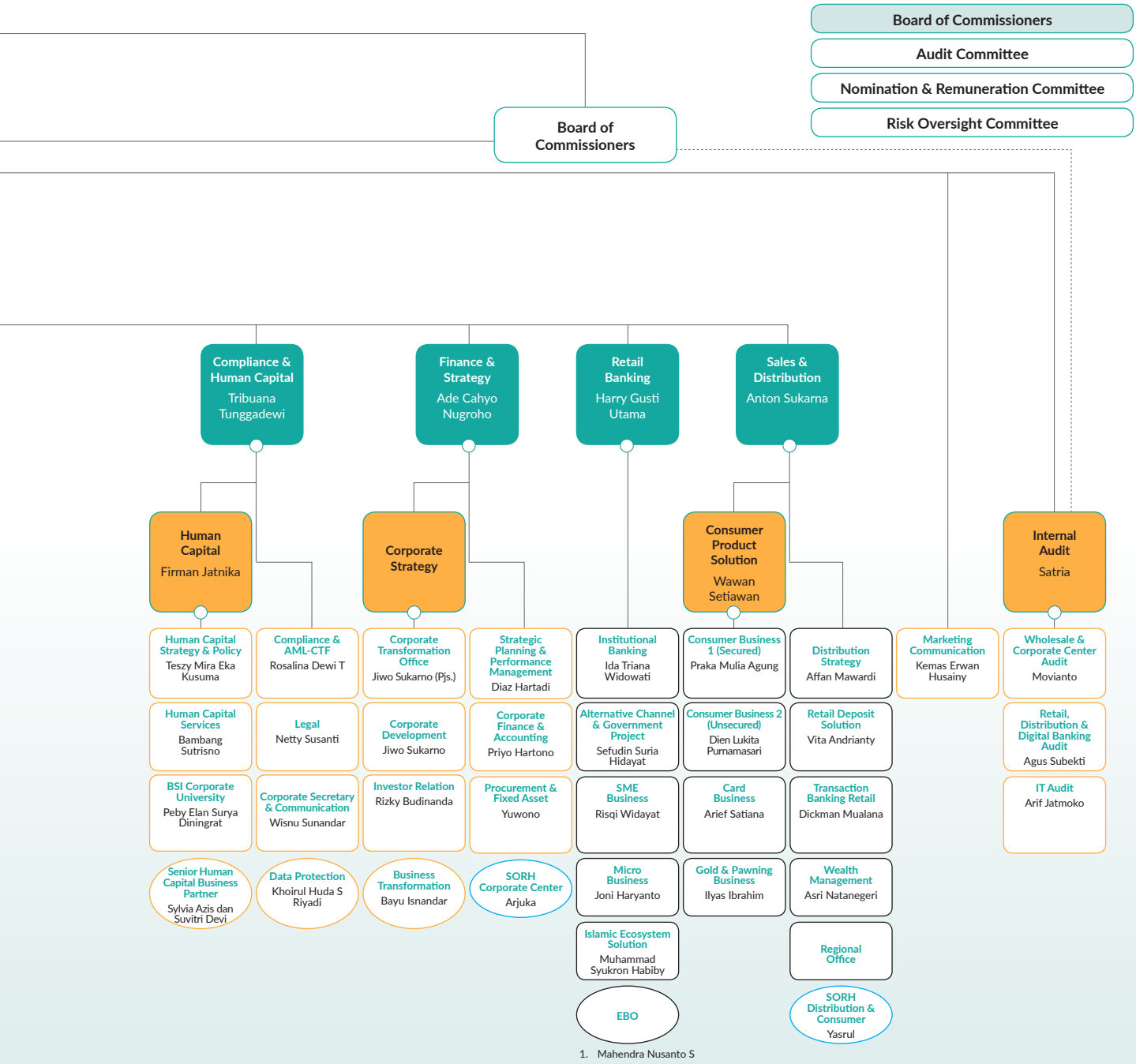

The composition of the Committee under the Board of Commissioners, effective December 31, 2024, is as follows:

1. **Audit Committee t**: Mohamad Nasir (Chairperson and Member), Muliaman D. Hadad (Member), Adiwarman A. Karim (Member), Komaruddin Hidayat (Member), Felicitas Tallulembang (Member), Suharto (Member), Rahmatina Awaliah Kasri (Member).
2. **Nomination and Remuneration Committee**: Komaruddin Hidayat (Chairperson and Member), Muliaman D. Hadad (Member), Adiwarman A. Karim (Member), Mohamad Nasir (Member), Felicitas Tallulembang (Member), Masduki Baldlowi (Member).
3. **Risk Monitoring Committee**: Adiwarman A. Karim (Chairperson and Member), Muliaman D. Hadad (Member), Mohamad Nasir (Member), Komaruddin Hidayat (Member), Felicitas Tallulembang (Member), Suyanto (Member), Abu Rokhmad (Member), Fauzi (Member), Nazaruddin (Member), Bowo Setiyono (Member), Noor Anis (Member).

Names of Committee Members under the Board of Directors can be found in the Corporate Governance section.

Board of Directors
Profile



Hery Gunardi

President director

Indonesian Citizen

Born in Bengkulu, in 1962. Age 62 years old as of December 2024.

Domiciled in Jakarta, Indonesia

Appointment History

Appointed for the first time as President Director through the Extraordinary General Meeting of Shareholders on December 15, 2020 and effectively served on February 1, 2021. Then reappointed at the Annual GMS on May 17, 2024.

Term of Office

- 2021 - 2024 (First Period)
- 2024 – 2027 (Second Period)

Share Ownership

PT Bank Syariah Indonesia Tbk: 3,354,400 shares

Educational Background

- Bachelor of Business Administration from Universitas 17 Agustus Surabaya (1987).
- Master of Finance and Accounting from University of Oregon USA (1991).
- Doctor of Business Management from Universitas Padjadjaran Bandung (2021).

Certification

- Enterprise Risk Management Certification Level 7, BARA (2024).
- Islamic Banking Certification, Karim Consulting (2020).
- Risk Management Certification Level 5, BARA (2013).
- Certified Financial Planner (CFP), Standard Board of Indonesia (2007).
- Certified Wealth Manager (CWM), University of Greenwich and IBI (2005).
- Chartered Life Underwriter (CLU), Singapore College of Insurance (2004).
- Chartered Financial Consultant (ChFC), Singapore College of Insurance (2004).
- Money Market and Foreign Exchange Dealer, TRAC Consultant Singapore (1997).

Work Experience

- President Director of PT Bank Syariah Indonesia Tbk. (2021-Present).
- President Director of PT Bank Syariah Mandiri (2020-2021).
- Head of Project Management Office for Integration and Value Enhancement of State-Owned Sharia Banks (2020-2021).
- Deputy President Director of PT Bank Mandiri (Persero) Tbk (2020).
- Director of Consumer & Retail Transaction of PT Bank Mandiri (Persero) Tbk (2019-2020).
- Director of Business & Network of PT Bank Mandiri (Persero) Tbk (2019).
- Director of Small Business & Network of PT Bank Mandiri (Persero) Tbk (2018-2019).
- Director of Distributions of PT Bank Mandiri (Persero) Tbk (2016-2018).
- Director of Consumer Banking of PT Bank Mandiri (Persero) Tbk (2015-2016).
- Director of Micro & Business Banking of PT Bank Mandiri (Persero) Tbk (2015).
- Director of Micro & Retail Banking, PT Bank Mandiri (Persero) Tbk (2013-2015).

Concurrent Positions

Internal Concurrent Positions:

- Chairman of the Business Committee at PT Bank Syariah Indonesia Tbk.
- Chairman of the Human Resources Committee at PT Bank Syariah Indonesia Tbk.
- Chairman of the Assets & Liabilities Committee at PT Bank Syariah Indonesia Tbk.
- Member of the IT Committee at PT Bank Syariah Indonesia Tbk.
- Member of the Policy & Procedure Committee at PT Bank Syariah Indonesia Tbk.

External Concurrent Positions:
Does not hold any positions in other public companies.



Bob Tyasika Ananta

Vice President Director

Indonesian Citizen

Born in Surakarta, in 1963. Age 61 years old as of December 2024.

Domiciled in South Jakarta, Indonesia

Appointment History

Appointed for the first time as Deputy President Director through the AGM on May 27, 2022 and received an effective decision from the OJK on September 22, 2022.

Term of Office

2022 – 2025 (First Period).

Share Ownership

PT Bank Syariah Indonesia Tbk: 1,134,400 shares

Educational Background

- Bachelor of Accounting from Gadjah Mada University Yogyakarta (1986).
- Master of Finance, Business Administration from University of Oregon USA (1989).

Certification

Qualification Competency Certification 7 - Banking Risk Management Field (2024).

Work Experience

- Deputy President Director of PT Bank Syariah Indonesia Tbk (2022-present).
- Director of Human Capital & Compliance, PT Bank Negara Indonesia (Persero) Tbk (2020-2022).
- Director of Treasury & International, PT Bank Negara Indonesia (Persero) Tbk (2019-2020).
- Director of Risk Management, PT Bank Negara Indonesia (Persero) Tbk (2018-2019).
- Director of Planning & Operations, PT Bank Negara Indonesia (Persero) Tbk (2016-2018).
- Director of Operations and Information Technology, PT Bank Negara Indonesia (Persero) Tbk (2015-2016).

Concurrent Positions

Internal Concurrent Positions:

- Chairman of the Crisis Management Committee of PT Bank Syariah Indonesia Tbk.
- Deputy Chairman of the IT Committee of PT Bank Syariah Indonesia Tbk.
- Deputy Chairman of the Business Committee of PT Bank Syariah Indonesia Tbk.
- Deputy Chairman of the Human Resources Committee of PT Bank Syariah Indonesia Tbk.
- Deputy Chairman of the Assets & Liabilities Committee of PT Bank Syariah Indonesia Tbk.
- Member of the Policy & Procedure Committee at PT Bank Syariah Indonesia Tbk.

External Concurrent Positions:
Does not hold any positions in other public companies.



Tribuana Tunggadewi

Director of Compliance & Human Capital

Indonesian Citizen

Born in Jakarta, in 1967. Age 57 years old as of December 2024.

Domiciled in Jakarta, Indonesia

Appointment History

Appointed for the first time as Director of Compliance & Human Capital through the EGMS on December 15, 2020 and effectively served on February 1, 2021. Then reappointed at the Annual GMS on May 17, 2024.

Term of Office

- 2021 - 2024 (First Period).
- 2024 - 2027 (Second Period).

Share Ownership

PT Bank Syariah Indonesia Tbk: 2.280.100 lembar saham

Educational Background

- Bachelor of Law from University of Indonesia (1990).
- Notary Specialist from Airlangga University Surabaya (1993).
- Master of Business Law from University of Indonesia (2002).

Certification

Risk Management Certification Level 7

Work Experience

- Director of Compliance & Human Capital PT Bank Syariah Indonesia Tbk (2021-present).
- Director of Compliance & Risk, PT Bank BNI Syariah (2017-2021).
- Senior Executive Vice President (SEVP) Risk & Communication, PT Bank BNI Syariah (2017).
- Senior Executive Vice President (SEVP) Risk & Compliance, PT Bank BNI Syariah (2015-2017).
- Senior Vice President (SVP) Corporate Secretary, PT Bank Negara Indonesia (Persero) Tbk (2011–2015).
- Vice President (VP) Deputy Leader 2 of GCG Division and Corporate Secretary Board Bureau, PT Bank Negara Indonesia (Persero) Tbk (2009–2011).

Concurrent Positions

Internal Concurrent Positions:

- Vice Chairman of Policy & Procedure Committee at PT Bank Syariah Indonesia Tbk.
- Vice Chairman of Human Resources Committee at PT Bank Syariah Indonesia Tbk.
- Member of Risk Management Committee at PT Bank Syariah Indonesia Tbk.
- Member of IT Committee at PT Bank Syariah Indonesia Tbk.
- Member of Business Committee at PT Bank Syariah Indonesia Tbk.
- Member of Asset & Liability Committee at PT Bank Syariah Indonesia Tbk.
- Member of Crisis Management Committee at PT Bank Syariah Indonesia Tbk.

External Concurrent Positions:
Does not hold any positions in other public companies.



Anton Sukarna

Director of Sales & Distribution

Indonesian Citizen

Born in Bandung, in 1970. Age 54 years old as of December 2024.

Domiciled in Depok, Indonesia

Appointment History

Appointed for the first time as Director of Sales & Distribution through the EGMS on December 15, 2020 and effectively served on February 1, 2021. Then reappointed at the Annual GMS on May 17, 2024.

Term of Office

- 2021 - 2024 (First Period).
- 2024 - 2027 (Second Period).

Share Ownership

PT Bank Syariah Indonesia Tbk: 2,280,100 shares

Educational Background

- Bachelor of Socio-Economics of Animal Husbandry from Bogor Agricultural Institute (1994).
- Master of Small and Medium Industry Development from Bogor Agricultural Institute (2023).

Certification

Risk Management Certification Level 7

Work Experience

- Sales & Distribution Director of PT Bank Syariah Indonesia Tbk (2021-present).
- Distribution & Sales Director, PT Bank Syariah Mandiri (2020-2021).
- SEVP Distribution & Sales, PT Bank Syariah Mandiri (2019).
- Regional Head-Region III/Jakarta, PT Bank Syariah Mandiri (2018-2019).
- Regional Head-Region VII/Eastern Indonesia, PT Bank Syariah Mandiri (2016-2018).
- Regional Head-Region VII/Eastern Indonesia, PT Bank Syariah Mandiri (2016-2018).
- Group Head Commercial Banking Group, PT Bank Syariah Mandiri (2012-2016).

Concurrent Positions

Internal Concurrent Positions:
- Member of the Risk Management Committee at PT Bank Syariah Indonesia Tbk.
- Member of the Business Committee at PT Bank Syariah Indonesia Tbk.
- Member of the Human Resources Committee at PT Bank Syariah Indonesia Tbk.
- Member of the Assets and Liabilities Committee at PT Bank Syariah Indonesia Tbk.
- Member of the Crisis Management Committee at PT Bank Syariah Indonesia Tbk.

External Concurrent Positions:
Does not hold any positions in other public companies.



Ade Cahyo Nugroho

Director of Finance & Strategy

Indonesian Citizen

Born in Jakarta, in 1978. Age 46 years old as of December 2024.

Domiciled in South Jakarta, Indonesia

Appointment History

Appointed for the first time as Director of Finance & Strategy through the EGMS on December 15, 2020 and effectively served on February 1, 2021. Then reappointed at the Annual GMS on May 17, 2024.

Term of Office

- 2021 - 2024 (First Period).
- 2024 - 2027 (Second Period).

Share Ownership

PT Bank Syariah Indonesia Tbk: 2,280,100 shares

Educational Background

- Bachelor of Accounting from University of Indonesia (2003).
- Master in Business Administration from Rotterdam School of Management, Erasmus University Netherlands (2011).

Certification

Banking Risk Management Level 7

Work Experience

- Director of Finance & Strategy, PT Bank Syariah Indonesia Tbk (2021-present).
- Director of Finance, Strategy & Treasury, PT Bank Syariah Mandiri (2018-2021).
- Director of Finance & Strategy, PT Bank Syariah Mandiri (2017-2018).
- Senior Executive Vice President (SEVP) Finance & Strategy, PT Bank Syariah Mandiri (2016-2017).
- Director of Finance & Strategy, PT Mandiri Tunas Finance (2015-2016).
- Senior Executive Vice President (SEVP)/Deputy Director, PT Mandiri Tunas Finance (2014-2015).

Concurrent Positions

Internal Concurrent Positions:

- Deputy Chairman of the Risk Management Committee at PT Bank Syariah Indonesia Tbk.
- Member of the IT Committee at PT Bank Syariah Indonesia Tbk.
- Member of the Policy & Procedure Committee at PT Bank Syariah Indonesia Tbk.
- Member of the Human Resources Committee at PT Bank Syariah Indonesia Tbk.
- Member of the Assets & Liabilities Committee at PT Bank Syariah Indonesia Tbk.
- Member of the Crisis Management Committee at PT Bank Syariah Indonesia Tbk.

External Concurrent Positions:
Does not hold any positions in other public companies.



Zaidan Novari

Director of Wholesale Transaction Banking

Indonesian Citizen

Born in Palembang, in 1967. Age 57 years old as of December 2024.

Domiciled in South Tangerang, Indonesia

Appointment History
Appointed for the first time as Director of Wholesale Transaction Banking through the AGM on May 27, 2022 and received an effective decision from the OJK on January 31, 2023.

Term of Office
2022 – 2025 (First Period).

Share Ownership
PT Bank Syariah Indonesia Tbk: 1,071,400 shares

Educational Background

- Bachelor of Economics & Development Studies from Sriwijaya University Palembang (1991).
- Master of Financial Management from Gadjah Mada University Yogyakarta (1999).

Certification

Banking Risk Management Level 7

Work Experience

- Director of Wholesale Transaction Banking, PT Bank Syariah Indonesia Tbk (2022-present).
- Senior Vice President Commercial Banking 3, PT Bank Mandiri (Persero) Tbk (2017-2022).
- Vice President of PT Bank Mandiri (Persero) Tbk (2012-2017).
- Senior Account Manager of PT Bank Mandiri (Persero) Tbk (2008-2012).

Concurrent Positions

Internal Concurrent Positions:
- Member of the Risk Management Committee at PT Bank Syariah Indonesia Tbk.
- Member of the Business Committee at PT Bank Syariah Indonesia Tbk.
- Member of the Assets & Liabilities Committee at PT Bank Syariah Indonesia Tbk.

External Concurrent Positions:
Does not hold any positions in other public companies.



Saladin Dharmanugraha Effendi

Director of Information Technology

Indonesian Citizen

Born in Jakarta, in 1974. Age 50 years old as of December 2024.

Domiciled in South Jakarta, Indonesia

Appointment History
Appointed for the first time as Director of Information Technology through the GMS on May 22, 2023 and received an effective decision from the OJK on September 21, 2023.

Term of Office
2023 - 2026 (First Period).

Share Ownership
PT Bank Syariah Indonesia Tbk: 343,100 shares

Educational Background

Bachelor of Engineering, Mechanical Engineering from Swinburne University of Technology Melbourne Australia (1999).

Certification

- Chief Information Security Officer (CISO), Carnegie Mellon University (2022).
- Chief Data Officer (CDO), Carnegie Mellon University (2023).
- Level 7 Risk Management, Islamic Finance Professional Certification Institute (2024).

Work Experience

- Director of Information Technology Information PT Bank Syariah Indonesia Tbk (2023-present).
- Group Head Chief Information Security Officer, PT Bank Mandiri (Persero) Tbk (2018-2023).
- Head of IT Division, PT Bank Muamalat Indonesia Tbk (2014-2018).
- Head of Information Technology, Senior Vice President (SVP), HSBC Indonesia (2006-2014).
- Head of Competence (HoC), PT Bank Mandiri (Persero) Tbk (2003-2006).
- Information Technology Consultant, PT Astra Graphia Information

Concurrent Positions

Internal Concurrent Positions:
- Deputy Chairman of the IT Committee at PT Bank Syariah Indonesia Tbk.
- Deputy Chairman of the Crisis Management Committee at PT Bank Syariah Indonesia Tbk.
- Member of the Risk Management Committee at PT Bank Syariah Indonesia Tbk.
- Member of the Policy & Procedure Committee at PT Bank Syariah Indonesia Tbk.

External Concurrent Positions:
Does not hold any positions in other public companies.



Grandhis Helmi Harumansyah

Director of Risk Management

Indonesian Citizen

Born in Ngawi, in 1981. Age 43 years old as of December 2024.

Domiciled in West Java, Indonesia

Appointment History
Appointed for the first time as Director of Risk Management through the AGM on May 22, 2023 and received an effective decision from the OJK on September 21, 2023

Term of Office
2023 - 2026 (First Period).

Share Ownership
PT Bank Syariah Indonesia Tbk: 343,100 shares

Educational Background

- Bachelor of Industrial Engineering from University of Indonesia (2003).
- Master of Business Administration-Strategic Management from Washington University St. Louis (2013).

Certification

Banking Risk Management Level 7

Work Experience

- Director of Information Risk Management PT Bank Syariah Indonesia Tbk (2023-present).
-
- Group Head Commercial Risk 1 PT Bank Mandiri (Persero) Tbk (2020-2023).
- Head of Business Development PT Bank Mandiri (Persero) Tbk, Singapore (BMSG) (2016-2019).
- Department Head Sector Sea Port & Transportation, Corporate Banking II & IV Group PT Bank Mandiri (Persero) Tbk (2015–2016).
- Department Head Sector Energy, Corporate Banking V Group PT Bank Mandiri (Persero) Tbk (2015).

Concurrent Positions

Internal Concurrent Positions:
- Chairman of the Risk Management Committee at PT Bank Syariah Indonesia Tbk.
- Chairman of the Policy & Procedure Committee at PT Bank Syariah Indonesia Tbk.
- Member of the IT Committee at PT Bank Syariah Indonesia Tbk.
- Member of the Business Committee at PT Bank Syariah Indonesia Tbk.
- Member of the Human Resources Committee at PT Bank Syariah Indonesia Tbk.
- Member of the Assets & Liabilities Committee at PT Bank Syariah Indonesia Tbk.
- Member of the Crisis Management Committee at PT Bank Syariah Indonesia Tbk.

External Concurrent Positions:
Does not hold any positions in other public companies.



Harry Gusti Utama

Director of Retail Banking

Indonesian Citizen

Born in Palembang, in 1968. Age 56 years old as of December 2024.

Domiciled in Malang, Indonesia

Appointment History

Appointed for the first time as Director of Retail Banking through the AGM on May 17, 2024 and received an effective Decision from the OJK on October 8, 2024.

Term of Office

2024 – 2027 (First Period).

Share Ownership

Do not have

Educational Background

- Bachelor of Economics from the Islamic University of Indonesia (1991).
- Master of Agribusiness Management from the Bogor Agricultural Institute (1999).

Certification

Banking Risk Management Level 7

Work Experience

- Retail Banking Director of PT Bank Syariah Indonesia Tbk (2024-present).
- Division Head Wholesale Credit Risk Analyst, PT Bank BRI (Persero) Tbk (2021-2024).
- Head of Internal Audit for Yogyakarta Region of PT Bank BRI (Persero) Tbk (2020-2021).
- Commissioner of PT Bringin Sejahtera Makmur (2020-2022).
- Head of Pekanbaru Region of PT Bank BRI (Persero) Tbk (2019-2020).
- President Commissioner of PT Bringin Sejahtera Makmur (2018-2020).
- Head of Corporate Business Division of PT Bank BRI (Persero) Tbk (2018-2019).

Concurrent Positions

Internal Concurrent Positions:
- Risk Management Committee of PT Bank Syariah Indonesia Tbk
- Business Committee of PT Bank Syariah Indonesia Tbk
- Asset and Liability Committee of PT Bank Syariah Indonesia Tbk

External Concurrent Positions:
Does not hold any positions in other public companies.



Ari Rizaldi

Director of Treasury & International Banking

Indonesian Citizen

Born in Sanggau, in 1970. Age 54 years old as of December 2024.

Domiciled in West Jakarta, Indonesia

Appointment History

Appointed for the first time as Director of Treasury & International Banking through the AGM on May 17, 2024 and received an effective Decree from the OJK on October 8, 2024.

Term of Office

2024 – 2027 (First Period).

Share Ownership

PT Bank Syariah Indonesia Tbk: 13,400 shares

Educational Background

Bachelor of Accounting Economics from Andalas University Padang (1995).

Certification

Banking Risk Management Level 7

Work Experience

- Director of Treasury & International Banking PT Bank Syariah Indonesia Tbk (2024-present).
- Group Head Treasury PT Bank Mandiri (Persero) Tbk (2020-2024).
- Definitive Deputy Group Head Treasury PT Bank Mandiri (Persero) Tbk (2020-2020).
- Acting Deputy Group Head Treasury PT Bank Mandiri (Persero) Tbk (2019-2019).
- Dept. Head Strategic Banking Book PT Bank Mandiri (Persero) Tbk (2015-2019).
- Acting Dept. Head Strategic Banking Book PT Bank Mandiri (Persero) Tbk (2015-2015).
- Chief Dealer Retail Marketing Jakarta PT Bank Mandiri (Persero) Tbk (2013-2015).

Concurrent Positions

Internal Concurrent Positions:
- Risk Management Committee of PT Bank Syariah Indonesia Tbk
- Asset and Liability Committee of PT Bank Syariah Indonesia Tbk

External Concurrent Positions:
Does not hold any positions in other public companies.



Ngatari*

Director of Retail Banking

Indonesian Citizen

Born in Mojokerto, in 1965. Age 59 years old as of December 2024.

Domiciled in South Jakarta, Indonesia

Appointment History

Appointed for the first time as Deputy President Director 1 through the EGMS on December 15, 2020 and effectively served on February 1, 2021. Accepted the transfer of duties to Director of Retail Banking through the EGMS on May 27, 2022.

Term of Office

2021 - 2024 (First Period).

Share Ownership

Do not have

Educational Background

Bachelor of Agricultural Science, Field of Study Agriculture/Agricultural Product Processing, from Brawijaya University Malang (1990).

Certification

-

Work Experience

- Retail Banking Director of PT Bank Syariah Indonesia Tbk (2022-2024).
- Deputy President Director 1 of PT Bank Syariah Indonesia Tbk (2021-2022).
- President Director, PT Bank BRIsyariah Tbk (2019-2021).
- Regional Head, PT Bank Rakyat Indonesia (Persero) Tbk Bandung (2018-2019).
- Regional Head, PT Bank Rakyat Indonesia (Persero) Tbk Jakarta 1 (2017-2018).
- Regional Head, PT Bank Rakyat Indonesia (Persero) Tbk Makassar (2016-2017).

Concurrent Positions

Does not hold multiple positions either as a member of the Board of Commissioners, a member of the Board of Directors, and/or a member of a committee, as well as other positions, whether within or outside the Issuer or Public Company.

*Resigned office on May 17 2024



Moh. Adib*

Director of Treasury & International Banking

Indonesian Citizen

Born in Sidoarjo, in 1965. Age 59 years old as of December 2024.

Domiciled in South Jakarta, Indonesia

Appointment History
Appointed for the first time as Director of Treasury & International Banking through the AGM on May 27, 2022 and received an effective decision from the OJK on September 22, 2022.

Term of Office
2022 - 2024 (First Period).

Share Ownership
Do not have

Educational Background

- Bachelor of Agronomy from Bogor Agricultural University (1989).
- Master of Agribusiness Management from Padjajaran University (2000).

Certification

-

Work Experience

- Director of Treasury & International Banking PT Bank Syariah Indonesia Tbk (2022-present).
- Director of PT BRI Danareksa Sekuritas (2021-2022).
- Senior Executive Vice President (SEVP) Retail Capital Market PT BRI Danareksa Sekuritas (2019-2021).
- Head of Treasury Business Division PT Bank Rakyat Indonesia (Persero) Tbk (2018-2019).
- Deputy Head of Treasury Business Division PT Bank Rakyat Indonesia (Persero) Tbk (2015-2018).
- Head of Credit Line Management Section of International Business Division PT Bank Rakyat Indonesia (Persero) Tbk (2012-2015).

Concurrent Positions

Does not hold multiple positions either as a member of the Board of Commissioners, a member of the Board of Directors, and/or a member of a committee, as well as other positions, whether within or outside the Issuer or Public Company.

*Resigned office on May 17 2024

Affiliate Relationship of Board of Directors Members

Tabel Hubungan Afiliasi Direksi

Name	Position	Financial, Family and Board of Directors Relationships													
		Financial Relationship With						Family Relationship With						Management Relations	
		board of Commissioners		Board of Directors		Controlling Shareholders*		board of Commissioners		Board of Directors		Controlling Shareholders*			
		Yes	No	Yes	No	Yes	No	Yes	No	Yes	No	Yes	No	Yes	No
Hery Gunardi	President Director		√		√		√		√		√		√		√
Bob Tyasika Ananta	Vice President Director		√		√		√		√		√		√		√
Ade Cahyo Nugroho	Director of Finance & Strategy		√		√		√		√		√		√		√
Anton Sukarna	Director of Sales & Distribution		√		√		√		√		√		√		√
Tribuana Tunggadewi	Director of Compliance & Human Capital		√		√		√		√		√		√		√
Zaidan Novari	Director of Wholesale Transaction Banking		√		√		√		√		√		√		√
Saladin Dharmanugraha Effendi	Director of Information Technology		√		√		√		√		√		√		√
Grandhis Helmi Harumansyah	Director of Risk Management		√		√		√		√		√		√		√
Ari Rizaldi	Director of Treasury & International Banking		√		√		√		√		√		√		√
Harry Gusti Utama	Director of Retail Banking		√		√		√		√		√		√		√

*direct or indirect

Education and / or Training for the Board of Directors

The description of the education and/or training of the Board of Directors during the fiscal year is presented in the Corporate Governance Chapter

Information on Changes in the Composition of Board of Directors and the Reasons for the Change

During 2024, there were changes in the composition of the Board of Directors. These changes were made based on the needs of the Bank. The changes in the composition of the Board of Directors are explained below

Composition of the Board of Directors Before the 2024 Annual General Meeting of Shareholders

The composition of the Board of Directors before the Annual General Meeting of Shareholders (AGMS) on May 17, 2024, consisted of 10 (ten) members, comprising 1 (one) President Director, 1 (one) Vice President Director, and 8 (eight) Directors. The composition and the basis of the appointment of the Board of Directors can be found in the table below.

Table of Composition and Basis of Appointment of the Board of Directors Before the 2024 Annual General Meeting of Shareholders

Name	Position	Executor	Basis of Appointment	Effective Date
Hery Gunardi	President Director	OJK	Extraordinary GMS on December 15, 2020	February 1, 2021
Bob Tyasika Ananta	Vice President Director	OJK	Annual GMS on May 27, 2022	September 23, 2022
Ngatari	Director of Retail Banking	OJK	Extraordinary GMS on December 15, 2020	February 1, 2021
Tribuana Tunggadewi	Director of Compliance & Human Capital	OJK	Extraordinary GMS on December 15, 2020	February 1, 2021
Anton Sukarna	Director of Sales & Distribution	OJK	Extraordinary GMS on December 15, 2020	February 1, 2021
Ade Cahyo Nugroho	Director of Finance & Strategy	OJK	Extraordinary GMS on December 15, 2020	February 1, 2021
Zaidan Novari	Director of Wholesale Transaction Banking	OJK	Annual GMS on May 27, 2022	January 31, 2023
Moh. Adib	Director of Treasury & International Banking	OJK	Annual GMS on May 27, 2022	September 22, 2022
Saladin Dharmanugraha Effendi	Director of Information Technology	OJK	Annual GMS on May 22, 2023	September 21, 2023
Grandhis Helmi Harumansyah	Director of Risk Management	OJK	Annual GMS on May 22, 2023	September 21, 2023

Composition of the Board of Directors After the 2024 Annual General Meeting of Shareholders

On May 17, 2024, the Annual General Meeting of Shareholders (AGMS) decided the following decision:

1. Honorably dismissed
   a. Hery Gunardi as President Director;
   b. Ngatari as Director of Retail Banking;
   c. Tribuana Tunggadewi as Director of Compliance & Human Capital;
   d. Ade Cahyo Nugroho as Director of Finance & Strategy;
   e. Anton Sukarna as Director of Sales & Distribution;
   f. Moh Adib as Director of Treasury & International Banking;
2. Reappointed for a second term:
   a. Hery Gunardi as President Director;
   b. Tribuana Tunggadewi as Director of Compliance & Human Capital;
   c. Ade Cahyo Nugroho as Director of Finance & Strategy;
   d. Anton Sukarna as Director of Sales & Distribution;
3. Appointed:
   a. Harry Gusti Utama as Director of Retail Banking;
   b. Ari Rizaldi as Director of Treasury & International Banking;

As a result, the composition of the Board of Directors after the Annual General Meeting of Shareholders (AGMS) on May 17, 2024, consists of 10 (ten) members, comprising 1 (one) President Director, 1 (one) Vice President Director, and 8 (eight) Directors. The composition and the basis of the appointment of the Board of Directors can be found in the table below

Table of Composition and Basis of Appointment of the Board of Directors After the 2024 Annual General Meeting of Shareholders

Name	Position	Executor	Basis of Appointment	Effective Date
Hery Gunardi	President director	OJK	- Extraordinary GMS on December 15, 2020 - Annual GMS on May 17, 2024	February 1, 2021
Bob Tyasika Ananta	Vice President Director	OJK	Annual GMS on May 27, 2022	September 23, 2022
Tribuana Tunggadewi	Director of Compliance & Human Capital	OJK	- Extraordinary GMS on December 15, 2020 - Annual GMS on May 17, 2024	February 1, 2021
Anton Sukarna	Director of Sales & Distribution	OJK	- Extraordinary GMS on December 15, 2020 - Annual GMS on May 17, 2024	February 1, 2021
Ade Cahyo Nugroho	Director of Finance & Strategy	OJK	- Extraordinary GMS on December 15, 2020 - Annual GMS on May 17, 2024	February 1, 2021
Zaidan Novari	Director of Wholesale Transaction Banking	OJK	Annual GMS on May 27, 2022	January 31, 2023
Saladin Dharmanugraha Effendi	Director of Information Technology	OJK	Annual GMS on May 22, 2023	September 21, 2023
Grandhis Helmi Harumansyah	Director of Risk Management	OJK	Annual GMS on May 22, 2023	September 21, 2023
Harry Gusti Utama	Director of Retail Banking	OJK	Annual GMS on May 17, 2024	October 8, 2024
Ari Rizaldi	Director of Treasury & International Banking	OJK	Annual GMS on May 17, 2024	October 8, 2024

Board of Commissioners
Profile



Muliaman Dharmansyah Hadad

President Commissioner concurrently Independent

Indonesian Citizen

Born in Bekasi, i n 1960. Age 64 years old as of December 2024.

Domiciled in Jakarta, Indonesia

Appointment History

Appointed for the first time as President Commissioner concurrently Independent through the GMS on May 22, 2023 and received an effective decision from the OJK on September 21, 2023.

Term of Office

2023 - 2026 (First Period).

Share Ownership

Do not have

Educational Background

- Bachelor of Economics, Development Studies from the University of Indonesia (1984).
- Master of Public Administration from Harvard University Massachusetts (1990).
- Doctor of Philosophy, Monash University Melbourne (1996).

Certification

Banking Risk Management Level 7

Work Experience

- Head of Daya Anagata Nusantara Investment Management Agency (DANANTARA) in the Red and White Cabinet (2024).
- Chairman of the Board of Trustees (MWA) of Sebelas Maret State University, Surakarta (UNS) (2024-Present).
- Independent Commissioner, PT Astra International Tbk (2023-Present).
- President Commissioner of PT Bank Syariah Indonesia Tbk (2023-Present).
- Indonesian Ambassador to Switzerland and Liechtenstein, Embassy of the Republic of Indonesia (2018-2023).
- Professor of the Faculty of Economics & Business (FEB) Diponegoro University, Semarang, (2017-Present).
- Chairman of the Board of Trustees (MWA) Diponegoro University (UNDIP) (2016-2021).
- Chairman of OJK, Financial Services Authority (2012-2017).
- Deputy Governor of Bank Indonesia (BI) (2011-2012).
- Alternate Member of the Islamic Financial Stability Board (IFSB) (2007-2012).
- Member of the Basel Committee and Banking Supervision (BCBS) and the Financial Stability Board (FSB) (2006-2017).
- Member of the Board of Commissioners of the Deposit Insurance Corporation (LPS) (2006-2012).
- Deputy Governor of Bank Indonesia (BI) (2006-2011).
- Director of the Directorate of Banking Research and Regulation (2005-2006).
- Head of the Financial System Stability Bureau of Bank Indonesia (BI) (2003-2005).

Concurrent Positions

Internal Concurrent Positions:
- Member of Audit Committee at PT Bank Syariah Indonesia Tbk.
- Member of Remuneration & Nomination Committee at PT Bank Syariah Indonesia Tbk.
- Member of Risk Monitoring Committee at PT Bank Syariah Indonesia Tbk.

External Concurrent Positions:
- Chairman of the Board of Trustees (MWA) of Sebelas Maret State University, Surakarta (UNS) (2024-Present).
- Head of Badan Pengelola Investasi Dana Anagata Nusantara (DANANTARA) in Kabinet Merah Putih (2024).
- Independent Commissioner of PT Astra International Tbk (2023-present).
- Professor of the Faculty of Economics & Business (FEB) Diponegoro University, Semarang, (2017-Present).



Adiwarman Azwar Karim

Deputy Commissioner concurrently Independent

Indonesian Citizen

Born in Jakarta, in 1963. Age 61 years old as of December 2024.

Domiciled in Jakarta, Indonesia

Appointment History

Appointed for the first time as President Commissioner concurrently as Independent through the EGMS on August 24, 2021 and received an effective decision from the OJK on February 7, 2022. Accepted the transfer of duties to become Deputy President Commissioner concurrently as Independent Commissioner through the AGMS on May 22, 2023. Then reappointed at the 2024 Annual GMS on May 17, 2024.

Term of Office

2021 - 2024 (First Period).
2024 – 2027 (Second Period).

Share Ownership

Do not have

Educational Background

- Agricultural Economic Engineer from Bogor Agricultural University (1986).
- Bachelor of Economics from University of Indonesia (1989).
- Master of Business Administration from European University, Belgium (1990).
- Master of Economics and Economic Policy from Boston University, United State of America (1992).

Certification

Banking Risk Management Level 5

Work Experience

- Deputy President Commissioner and Independent Commissioner of PT Bank Syariah Indonesia Tbk (2023-Present).
- President Commissioner of PT Bank Syariah Indonesia Tbk (2021-2023).
- Advisory Board of Muslim Excellent Center Unilever Indonesia (2020-2022).
- Chairman of the Sharia Supervisory Board of PT Manulife Aset Manajemen Indonesia (2020-2022).
- Chairman of the Sharia Supervisory Board of PT Sarana Multi Infrastruktur (2018-2020).
- Founder of KARIM Consulting Indonesia (2013-2022).
- Independent Commissioner of Bank Sahabat Sampoerna (2012 – 2020).
- Deputy Chairman of the National Sharia Council - Indonesian Ulema Council (DSN-MUI) (2010-2025).
- Member of the Sharia Supervisory Board of PT Prudential Life Assurance (2007-2012).
- Member of the Sharia Supervisory Board of BNP Paribas Investment Partners (formerly Fortis Investments) (2007-2012).
- Member of the Sharia Supervisory Board of HSBC Amanah Syariah Indonesia (2003-2008).
- Member of the Sharia Supervisory Board of PT Great Eastern Lifes (2002-2012).
- Member of the Sharia Supervisory Board of PT Bank Danamon Syariah, (2002-2010).

Concurrent Positions

Internal Concurrent Positions:

- Member of Audit Committee at PT Bank Syariah Indonesia Tbk.
- Member of Remuneration & Nomination Committee at PT Bank Syariah Indonesia Tbk.
- Chairperson and Member of Risk Monitoring Committee at PT Bank Syariah Indonesia Tbk.

External Concurrent Positions:
Does not hold any positions in other public companies.



Masduki Baidlowi

Commissioner

Indonesian Citizen

Born in Bangkalan, i n 1958. Age 66 years old as of December 2024.

Domiciled in West Java, Indonesia

Appointment History

Appointed for the first time as Commissioner through the EGMS on December 15, 2020 and effectively served on February 1, 2021. Then reappointed at the 2024 Annual GMS on May 17, 2024.

Term of Office

- 2021 - 2024 (First Period).
- 2024 – 2027 (Second Period).

Share Ownership

PT Bank Syariah Indonesia Tbk: 1,086,400 shares

Educational Background

- Bachelor of Arabic Literature, Faculty of Adab from IAIN Sunan Ampel Surabaya (1983).
- Bachelor of Education from Taruna Tarbiyah College, Surabaya (2004).

Certification

Banking Risk Management Level 4

Work Experience

- Commissioner of PT Bank Syariah Indonesia Tbk (2021-Present).
- Chairman of the Information and Communication Division of the Indonesian Ulema Council (MUI) (2020-2025).
- Commissioner of PT Bank Syariah Mandiri (2020-2021).
- Chairman of the Information & Communication Division (Vice Presidential Spokesperson) (2019-2024).
- Member of the Indonesian House of Representatives, member of Commission IV for agriculture and maritime affairs (2007-2009).
- Member of Commission I for foreign policy (2007-2007).
- Member of the Indonesian House of Representatives, Leader of Commission X for education (2004-2007).
- Expert staff in the field of communication for Commission I (2000-2004).
- Founder of NU Online (Islamic News and Information Site) PBNU (2000).
- Deputy Secretary General (Wasekjen) of the Nahdlatul Ulama Executive Board (PBNU), (1999-2021).
- Deputy Editor-in-Chief at Tiras Magazine, (1997-1999).

Concurrent Positions

Internal Concurrent Positions

- Chairman of the Remuneration & Nomination Committee at PT Bank Syariah Indonesia Tbk.

External Concurrent Positions:
Head of Information and Communication Division of the Indonesian Ulema Council (MUI) Leadership Council (2020-2025).



Suyanto

Commissioner

Indonesian Citizen

Born in Jakarta, in 1962. Age 62 years old as of December 2024.

Domiciled in Jakarta, Indonesia

Appointment History

Appointed for the first time as Commissioner through the EGMS on December 15, 2020 and effectively served on February 1, 2021. Then reappointed at the 2024 Annual GMS on May 17, 2024.

Term of Office

- 2021 - 2024 (First Period).
- 2024 – 2027 (Second Period).

Share Ownership

PT Bank Syariah Indonesia Tbk: 1,086,400 shares

Educational Background

- Bachelor of Development Studies from Balikpapan University (1994).
- Master of Defense Strategy of Universal War from Citeureup Defense University (2011).
- Doctor of Economics-Strategic Management from Trisakti University Jakarta (2020).

Certification

Banking Risk Management Level 5

Work Experience

- Commissioner of PT Bank Syariah Indonesia Tbk (2021-Present).
- Special Staff to the Head of BIN, State Intelligence Agency (2020-2024).
- President Director of PT Laboratorium EBDC Indonesia (2020-2024).
- Independent Commissioner of PT Bank Syariah Mandiri (2020-2021).
- Middle Agent, at the Expert Staff, Natural Resources and Environment, State Intelligence Agency (2019-2020).
- Expert Staff to the Head of BIN for Natural Resources-Environment, State Intelligence Agency (2019).
- Director for Asia, Middle East, Pacific at Deputy I, State Intelligence Agency (2018).
- Commitment Making Officer for Technology, State Intelligence Agency (2015-2020).
- Head of General Bureau at the Main Secretariat of the State Intelligence Agency (2015-2017).
- Head of Sub-Directorate of Europe II, Sub Directorate of Europe II, Directorate of Amerop at the Deputy for Foreign Intelligence of the State Intelligence Agency (2014-2015).
- Strategic Analyst Council of the State Intelligence Agency (2012-2014).

Concurrent Positions

Internal Concurrent Positions:

- Member of the Risk Monitoring Committee at PT Bank Syariah Indonesia Tbk.

External Concurrent Positions:
Does not hold any positions in other public companies.



Abu Rokhmad

Commissioner

Indonesian Citizen

Born in Jepara, in 1976. Age 48 years old as of December 2024.

Domiciled in Jakarta, Indonesia

Appointment History
Appointed for the first time as Commissioner through the GMS on May 22, 2023 and received an effective decision from the OJK on September 21, 2023.

Term of Office
2023 – 2026 (First Period).

Share Ownership
PT Bank Syariah Indonesia Tbk: 163,500 shares

Educational Background

- Bachelor of Sharia/Islamic Civil Law from Muhammadiyah University of Surabaya (1999).
- Master of Religion from Muhammadiyah University of Malang (2001).
- Doctor of Law from Diponegoro University of Semarang (2010).

Certification

Banking Risk Management Level 4

Work Experience

- Commissioner of PT Bank Syariah Indonesia Tbk (2023-Present).
- Acting Secretary General of the Ministry of Religious Affairs (2024).
- Acting Director General (Dirjen) of Islamic Education (Pendis) of the Ministry of Religious Affairs (2024-present).
- Acting Rector of UIN Sultan Thaha Saefuddin Jambi (2023).
- Acting Rector of UIN North Sumatra Medan, Ministry of Religious Affairs (2022-2023).
- Expert Staff of the Minister of Religious Affairs for Law and Human Rights, Ministry of Religious Affairs (2021-2024).
- Acting Head of the Research and Development and Training Agency, Ministry of Religious Affairs of the Republic of Indonesia (2021-2022).
- Deputy Dean for Administration and General Affairs, Planning and Finance, FISIP UIN Walisongo (2016-2019).
- Deputy Dean for Academic Affairs, Faculty of Da'wah and Communication, UIN Walisongo (2015-2016).
- Secretary, Islamic Studies Masters Program, Postgraduate Program, IAIN Walisongo (2011-2013).
- Head of Astronomy Masters Program, Postgraduate Program, IAIN Walisongo (2011).
- Head of Religious Extension Special Program (PKPA), Faculty of Da'wah, IAIN Walisongo (2009-2010).
- Lecturer and Professor, UIN Walisongo (2002-2021).

Concurrent Positions

Internal Concurrent Positions:
- Member of the Risk Monitoring Committee at PT Bank Syariah Indonesia Tbk.

External Concurrent Positions:
Acting Director General (Dirjen) of Islamic Education (Pendis) Ministry of Religion (2024-present).



Fauzi

Commissioner

Indonesian Citizen

Born in Bonjol, in 1967. Age 57 years old as of December 2024.

Domiciled in Bekasi, Indonesia

Appointment History
Appointed for the first time as Commissioner through the GMS on May 17, 2024 and received a Decision from the OJK on December 10, 2024.

Term of Office
2024 – 2027 (First Period).

Share Ownership
PT Bank Syariah Indonesia Tbk: 115,000 shares

Educational Background

Bachelor of Economics from Andalas University Padang (1992).

Certification

Banking Risk Management Level 6

Work Experience

- Commissioner of PT Bank Syariah Indonesia Tbk (2024-Present).
- SEVP Operations of PT Bank Negara Indonesia (Persero) Tbk (2021-2024).
- Head of Internal Audit Unit of PT Bank Negara Indonesia (Persero) Tbk (2019-2021).
- Head of Network Management Division of PT Bank Negara Indonesia (Persero) Tbk (2018-2019).
- Head of Bandung Regional Office of PT Bank Negara Indonesia (Persero) Tbk (2016-2018).
- Head of Operations Division of PT Bank Negara Indonesia (Persero) Tbk (2014-2016).
- Deputy Head of 3 Operations Division of PT Bank Negara Indonesia (Persero) Tbk (2010-2014).
- Head of Bekasi Main Branch Office of PT Bank Negara Indonesia (Persero) Tbk (2009-2010).
- Head of Network Development Group, Network Management Division, PT Bank Negara Indonesia (Persero) Tbk (2005-2009).
- Sub Project Manager, Branch Operation Restructuring, PT Bank Negara Indonesia (Persero) Tbk (2005-2007).

Concurrent Positions

Internal Concurrent Positions:
- Member of the Risk Monitoring Committee at PT Bank Syariah Indonesia Tbk.

External Concurrent Positions:
Does not hold any positions in other public companies.



Nazaruddin

Commissioner

Indonesian Citizen

Born in Sigli, in 1968. Age 56 years old as of December 2024.

Domiciled in Jakarta, Indonesia

Appointment History
Appointed for the first time as Commissioner through the GMS on May 17, 2024 and effectively took office on December 10, 2024.

Term of Office
2024 – 2027 (First Period).

Share Ownership
Do not have

Educational Background

Bachelor of Management from Syiah Kuala University Banda Aceh (1993).

Certification

Banking Risk Management Level 6

Work Experience

- Commissioner of PT Bank Syariah Indonesia Tbk (2024-present).
- Regional CEO BRI Jakarta III PT Bank Rakyat Indonesia (Persero) Tbk (2022-2024).
- Regional CEO BRI Banjarmasin PT Bank Rakyat Indonesia (Persero) Tbk (2021-2022).
- Deputy Regional Leader for Micro Business RO BRI Semarang PT Bank Rakyat Indonesia (Persero) Tbk (2020-2021).
- Acting Deputy Regional Leader for Retail Business RO BRI Makassar PT Bank Rakyat Indonesia (Persero) Tbk (2018-2020).
- Head of Bandung KC Branch Dewi Sartika PT Bank Rakyat Indonesia (Persero) Tbk (2016-2018).
- Head of Medan KC Branch Iskandar Muda PT Bank Rakyat Indonesia (Persero) Tbk (2014-2016).
- Head of Banda Aceh Branch Cut Mutia PT Bank Rakyat Indonesia (Persero) Tbk (2013-2014).
- Head of Tabanan Branch Office of PT Bank Rakyat Indonesia (Persero) Tbk (2009-2013).
- Head of Curup Branch Office of PT Bank Rakyat Indonesia (Persero) Tbk (2007-2009).
- Head of Sigli Branch Office of PT Bank Rakyat Indonesia (Persero) Tbk (2003-2007).

Concurrent Positions

Internal Concurrent Positions:
- Member of the Risk Monitoring Committee at PT Bank Syariah Indonesia Tbk.

External Concurrent Positions:
Does not hold any positions in other public companies.



Komaruddin Hidayat

Independent Commissioner

Indonesian Citizen

Born in Magelang, in 1953. Age 71 years old as of December 2024.

Domiciled in West Java, Indonesia

Appointment History

Appointed for the first time as Independent Commissioner through the EGMS on December 15, 2020 and effectively served on February 1, 2021. Then reappointed at the 2024 Annual GMS on May 17, 2024.

Term of Office

- 2021 - 2024 (First Period).
- 2024 – 2027 (Second Period).

Share Ownership

Do not have

Educational Background

- Bachelor of Ushuluddin from IAIN Jakarta (1981).
- Master of Philosophy from Middle East Technical University Ankara Turkey (1986).
- Doctor of Philosophy from Middle East Technical University Ankara Turkey (1990).
- Post-Doctorate Research Program at McGill University, Canada (One semester, 1995)
- Post-Doctorate Research Program at Hartfort Seminary Connecticut, USA (One semester, 1997)

Certification

Banking Risk Management Level 5

Work Experience

- Independent Commissioner of PT Bank Syariah Indonesia Tbk (2021-present).
- Chancellor of the International Islamic University of Indonesia (UIII) (2019-2024).
- Independent Commissioner of BNI Syariah (2019-2020).
- Founder/Chairman of the Madania Education Foundation (2018-present).
- Member of the Selection Team and Candidate for members of the Indonesian KPU and Bawaslu (2017-2022).
- Professor of the Faculty of Psychology, UIN Jakarta (2015-present).
- Independent Commissioner of BRI Syariah (2015-2019).
- Member of the Honorary Board of the Indonesian Red Cross (PMI) (2015-present).
- Chairman of the Sharia Supervisory Board of Bank Syariah Mandiri (BSM) (2013-2016).
- Chairman of the Education Department of the Sukma Bangsa Foundation (2013-present).
- Rector of Syarif Hidayatullah State Islamic University, Jakarta, (2006-2014).

Concurrent Positions

Internal Concurrent Positions:

- Chairperson and Member of the Remuneration & Nomination Committee at PT Bank Syariah Indonesia Tbk.
- Member of the Audit Committee at PT Bank Syariah Indonesia Tbk.
- Member of the Risk Monitoring Committee at PT Bank Syariah Indonesia Tbk.

External Concurrent Positions:

- Founder/Chairman of Madania Education Foundation (2018-present).
- Professor of the Faculty of Psychology, UIN Jakarta (2015-present).
- Member of the Honorary Board of the Indonesian Red Cross (PMI) (2015-present).
- Head of the Education Department of the Sukma Bangsa Foundation (2013-present).



Mohamad Nasir

Independent Commissioner

Indonesian Citizen

Born in Ngawi, in 1960. Age 64 years old as of December 2024.

Domiciled in Semarang, Indonesia

Appointment History
Appointed for the first time as Independent Commissioner through the GMS on May 27, 2022 and effectively took office on January 6, 2023.

Term of Office
2022-2025 (First Period).

Share Ownership
Do not have

Educational Background

- Bachelor of Accounting (Drs) from Diponegoro University Semarang (1988).
- Master of Science (M.Si) in Accounting from Gadjah Mada University Yogyakarta (1994).
- Doctor of Philosophy (Ph.D) in Accounting from University of Science Malaysia (2004).

Certification

Banking Risk Management Level 5

Work Experience

- Independent Commissioner of PT Bank Syariah Indonesia Tbk (2023-present).
- Advisory Board of the Indonesian Institute of Accountants (IAI) Accountant Educator Compartment (2022-present).
- Chairman of the Board of Trustees of Diponegoro University (2021-2026).
- Special Staff to the Vice President of the Republic of Indonesia for Bureaucratic Reform (2019-2024).
- Independent Commissioner of PT Bank Mandiri (Persero) Tbk (2019-2022).
- Advisory Board of the Indonesian Institute of Accountants (IAI) (2017-2022).
- 12th Minister of Research, Technology, and Higher Education of the Republic of Indonesia (2014-2019).
- Rector of Diponegoro University (2014-2018).
- Independent Commissioner of PTPN IX (2013-2014).
- Dean of the Faculty of Economics and Business, Diponegoro University (2010-2014).

Concurrent Positions

Internal Concurrent Positions:
- Chairperson and Member of the Audit Committee at PT Bank Syariah Indonesia Tbk.
- Member of the Nomination & Remuneration Committee at PT Bank Syariah Indonesia Tbk.
- Member of the Risk Monitoring Committee at PT Bank Syariah Indonesia Tbk.

External Concurrent Positions:
Advisory Board of the Indonesian Institute of Accountants (IAI) Accountant Educator Compartment (2022-Present).



Felicitas Tallulembang

Independent Commissioner

Indonesian Citizen

Born in Rantepao, in 1959. Age 65 years old as of December 2024.

Domiciled in South Tangerang, Indonesia

Appointment History
Appointed for the first time as Independent Commissioner through the GMS on May 17, 2024. Effective on December 10, 2024.

Term of Office
2024 – 2027 (First Period).

Share Ownership
Do not have

Educational Background

Bachelor of Medicine from Hasanuddin University Makassar (1990).

Certification

Banking Risk Management Level 6

Work Experience

- Independent Commissioner of PT Bank Syariah Indonesia Tbk (2024-present).
- Member of the Advisory Board and Chair of the Gerindra Party's Health Research and Development Division (2020).
- Member of Commission IV of the Indonesian House of Representatives (2014-2019).
- Commissioner at PT Cetara Bangun Persada (2003-2017).
- Director of the Sinjai Regency General Hospital (1999-2008).
- Head of the Health Center at the Galesong Utara Health Center, Takalar (1992-1999).
- General Practitioner at the Takalar Regency General Hospital (1991-1992).

Concurrent Positions

Internal Concurrent Positions:
- Member of the Audit Committee at PT Bank Syariah Indonesia Tbk.
- Member of the Nomination and Remuneration Committee at PT Bank Syariah Indonesia Tbk.
- Member of the Risk Monitoring Committee at PT Bank Syariah Indonesia Tbk.

External Concurrent Positions:
Does not hold any positions in other public companies.



Imam Budi Sarjito*

Commissioner

Indonesian Citizen

Born in Semarang, in 1959. Age 65 years old as of December 2024.

Domiciled in Jakarta, Indonesia

Appointment History
Appointed for the first time as Commissioner through the EGMS on December 15, 2020 and effectively took office on February 1, 2021.

Term of Office
2021 - 2024 (First Period).

Share Ownership
822,700 share

Educational Background

- Bachelor of Economics from Diponegoro University Semarang (1982).
- Master of Economy from University of Illinois USA (1991).
- Doctor of Economy from Claremont Graduate School USA (1995).

Certification

-

Work Experience

- Commissioner of PT Bank Syariah Indonesia Tbk (2021-2024).
- Commissioner of BNI Syariah (2018-2021).
- Director of Compliance and Corporate Risk of BNI (2015-2018).
- Head of Enterprise Risk Management Division (2011-2015).
- Head of Strategic Planning Division (2005-2011).
- Deputy Head of Strategic Planning Division (2004-2005).
- Deputy Head of Retail Marketing Division, Regional Office 05 Semarang (2003-2004).
- Deputy Head of Branch Development Division, Regional Office 08 Denpasar (2002-2003).

Concurrent Positions

Does not hold multiple positions either as a member of the Board of Commissioners, a member of the Board of Directors, and/or a member of a committee, as well as other positions, whether within or outside the Issuer or Public Company.

*Resigned office on May 17 2024



Sutanto*

Commissioner

Indonesian Citizen

Born in Semarang, in 1963. Age 61 years old as of December 2024.

Domiciled in Jakarta, Indonesia

Appointment History
Appointed for the first time as Commissioner through the EGMS on December 15, 2020 and effectively took office on February 1, 2021.

Term of Office
2021 - 2024 (First Period).

Share Ownership
Do not have

Educational Background

Bachelor of Administration from Diponegoro University Semarang (1989).

Certification

-

Work Experience

- Commissioner of PT Bank Syariah Indonesia Tbk (2021-2024).
- Commissioner of PT Bank BRIsyariah Tbk (2019-2021).
- Head of Internal Audit, Internal Audit for Bandung Region, PT Bank Rakyat Indonesia (Persero) Tbk (2018-2019).
- Inspector, Semarang Inspection Office, PT Bank Rakyat Indonesia (Persero) Tbk (2016-2018).
- Inspector, Banda Aceh Inspection Office, PT Bank Rakyat Indonesia (Persero) Tbk (2015-2016).
- Deputy Inspector for KP, KCK, UKLN & PA Audit, Internal Audit of Head Office, PT Bank Rakyat Indonesia (Persero) Tbk (2011-2015).

Concurrent Positions

Does not hold multiple positions either as a member of the Board of Commissioners, a member of the Board of Directors, and/or a member of a committee, as well as other positions, whether within or outside the Issuer or Public Company.

*Resigned office on May 17 2024

Affiliate Relationship of Board of Commissioners Members

Table of Affiliate Relations of the Board of Commissioners

Name	Position	Financial, Family and Management Relations of Commissioners													
		Financial Relationship With						Family Relationship With						Management Relations	
		board of Commissioners		Board of Directors		Controlling Shareholders*		board of Commissioners		Board of Directors		Controlling Shareholders*			
		Yes	No	Yes	No	Yes	No	Yes	No	Yes	No	Yes	No	Yes	No
Muliaman Dharmansyah Hadad	President Commissioner concurrently Independent		√		√		√		√		√		√		√
Adiwarman Azwar Karim	Deputy President Commissioner concurrently Independent		√		√		√		√		√		√		√
Masduki Baidlowi	Commissioner		√		√		√		√		√		√		√
Suyanto	Commissioner		√		√		√		√		√		√		√
Abu Rokhmad	Commissioner		√		√		√		√		√		√		√
Fauzi	Commissioner		√		√		√		√		√		√		√
Nazaruddin	Commissioner		√		√		√		√		√		√		√
Komaruddin Hidayat	Independent Commissioner		√		√		√		√		√		√		√
Mohamad Nasir	Independent Commissioner		√		√		√		√		√		√		√
Felicitas Tallulembang	Independent Commissioner		√		√		√		√		√		√		√

*direct or indirect

Education and/or Training for the Board of Commissioners

The description of the education and/or training of the Board of Commissioners during the fiscal year is presented in the Corporate Governance Chapter.

Changes in the Composition of the Board of Commissioners and the Reasons for the Changes

During 2024, there were changes in the composition of the Board of Commissioners. These changes were made based on the needs of the Bank. The changes in the composition of the Board of Commissioners are explained below

Composition of the Board of Commissioners Before the 2024 Annual General Meeting of Shareholders

The composition of the Board of Commissioners before the Annual General Meeting of Shareholders (AGMS) on May 17, 2024, consisted of 9 (nine) members, comprising 1 (one) President Commissioner who also serves as an Independent Commissioner, 1 (one) Vice President Commissioner who also serves as an Independent Commissioner, 5 (five) Commissioners, and 2 (two) Independent Commissioners. The composition and the basis of the appointment of the Board of Commissioners can be found in the table below

Table of Composition and Basis of Appointment of the Board of Commissioners Before the 2024 Annual General Meeting of Shareholders

Name	Position	Executor	Basis of Appointment	Effective Date
Muliaman Dharmansyah Hadad	President Commissioner concurrently Independent	OJK	Annual GMS on May 22, 2023	September 21, 2023
Adiwarman Azwar Karim	Deputy President Commissioner concurrently Independent	OJK	Extraordinary GMS on August 24, 2021	January 31, 2022
Masduki Baidlowi	Commissioner	OJK	Extraordinary GMS on December 15, 2020	February 1, 2021
Suyanto	Commissioner	OJK	Extraordinary GMS on December 15, 2020	February 1, 2021
Abu Rokhmad	Commissioner	OJK	Annual GMS on May 22, 2023	September 21, 2023
Imam Budi Sarjito	Commissioner	OJK	Extraordinary GMS on December 15, 2020	February 1, 2021
Sutanto	Commissioner	OJK	Extraordinary GMS on December 15, 2020	February 1, 2021
Komaruddin Hidayat	Independent Commissioner	OJK	Extraordinary GMS on December 15, 2020	February 1, 2021
Mohamad Nasir	Independent Commissioner	OJK	Annual GMS on May 27, 2022	January 6, 2023

Composition of the Board of Commissioners After the 2024 Annual General Meeting of Shareholders

On May 17, 2024, the Annual General Meeting of Shareholders (AGMS) decided the following decisions:

1. Honorably dismissed:
   a. Adiwarman Azwar Karim as Deputy President Commissioner and Independent Commissioner;
   b. Suyanto as Commissioner;
   c. Masduki Baidlowi as Commissioner;
   d. Imam Budi Sarjito as Commissioner;
   e. Sutanto as Commissioner;
   f. Komaruddin Hidayat as Independent Commissioner;
2. Reappointed for the second term:
   a. Adiwarman Azwar Karim as Deputy President Commissioner and Independent Commissioner;
   b. Suyanto as Commissioner;
   c. Masduki Baidlowi as Commissioner;
   d. Komaruddin Hidayat as Independent Commissioner;
3. Appointed:
   a. Fauzi as Commissioner;
   b. Nazaruddin as Commissioner;
   c. Felicitas Tallulembang as Independent Commissioner;

As a result, the composition of the Board of Commissioners after the Annual General Meeting of Shareholders (AGMS) on May 17, 2024, consists of 10 (ten) members, comprising 1 (one) President Commissioner who also serves as an Independent Commissioner, 1 (one) Vice President Commissioner who also serves as an Independent Commissioner, 5 (five) Commissioners, and 3 (three) Independent Commissioners. The composition and the basis of the appointment of the Board of Commissioners can be found in the table below.

Table of Composition and Basis of Appointment of the Board of Commissioners After the 2024 Annual General Meeting of Shareholders

Name	Position	Executor	Basis of Appointment	Effective Date
Muliaman Dharmansyah Hadad	President Commissioner concurrently Independent	OJK	Annual GMS on May 22, 2023	September 21, 2023
Adiwarman Azwar Karim	Deputy President Commissioner concurrently Independent	OJK	- Extraordinary GMS on August 24, 2021 - Annual GMS on May 17, 2024	February 7, 2022
Masduki Baidlowi	Commissioner	OJK	- Extraordinary GMS on December 15, 2020 - Annual GMS on May 17, 2024	February 1, 2021
Suyanto	Commissioner	OJK	- Extraordinary GMS on December 15, 2020 - Annual GMS on May 17, 2024	February 1, 2021
Abu Rokhmad	Commissioner	OJK	Annual GMS on May 22, 2023	September 21, 2023
Fauzi	Commissioner		Annual GMS on May 17, 2024	December 10, 2024
Nazaruddin	Commissioner		Annual GMS on May 17, 2024	December 10, 2024
Komaruddin Hidayat	Independent Commissioner	OJK	- Extraordinary GMS on December 15, 2020 - Annual GMS on May 17, 2024	February 1, 2021
Mohamad Nasir	Independent Commissioner	OJK	Annual GMS on May 27, 2022	January 6, 2023
Felicitas Tallulembang	Independent Commissioner	OJK	Annual GMS on May 17, 2024	December 10, 2024

Profile of
The Shariah Supervisory Board



Prof. Dr. KH. Hasanudin, M.Ag

Chairman of the Sharia Supervisory Board

Indonesian Citizen

Born in Cirebon, in 1961. Age 63 years old as of December 2024.

Domiciled in Tangerang, Indonesia

Appointment History

Appointed for the first time as a Member of the Sharia Supervisory Board through the EGMS on December 15, 2020 and effectively served on February 1, 2021. Furthermore, appointed as Chairman of the Sharia Supervisory Board in accordance with the Deed of Statement of Resolutions of the General Meeting of Shareholders of PT Bank Syariah Indonesia Tbk No. 42 dated May 31, 2021. Then reappointed at the 2024 Annual GMS on May 17, 2024.

Term of Office

- 2021 - 2024 (First Period).
- 2024 – 2027 (Second Period).

Share Ownership

Do not have

Educational Background

- Bachelor of Sharia from IAIN/UIN Syarif Hidayatullah Jakarta (1989).
- Master of Sharia from IAIN/UIN Syarif Hidayatullah Jakarta (1997).
- Doctor of Sharia from UIN Syarif Hidayatullah Jakarta (2008).

Certification

- Certificate of Competence in the Field of Sharia Supervisory DSN-MUI (2017).
- Capital Market Sharia Expert License (ASPM) (2021).

Work Experience

- Chairman of the Sharia Supervisory Board of PT Bank Syariah Indonesia Tbk (2021-present).
- Member of the Sharia Supervisory Board of PT Bank Syariah Indonesia Tbk (2021).
- Chairman of the Daily Executive Board of the National Sharia Council of the Indonesian Ulema Council (2020-present).
- Chairman of the Sharia Supervisory Board of PT Sarana Multigriya Finansial (Persero) (2018-present).
- Chairman of the Sharia Supervisory Board of PT Trimegah Asset Management (2015-2024).
- Chairman of the Sharia Supervisory Board of PT Toyota Astra Finance Services (2012-present).
- Member of the Sharia Accounting Standards Board (DSAS), Indonesian Institute of Accountants (2012-2016).
- Chairman and Member of the Sharia Supervisory Board of PT Bank BNI Syariah (2010-2021).
- Member of the Sharia Supervisory Board of the Sharia Business Unit, PT Bank Danamon Indonesia Tbk (2002-present).

Concurrent Positions

Other Public Companies:
Member of the Sharia Supervisory Board of UUS PT Bank Danamon Indonesia Tbk (2002-present).

Other Institutions:
- Chairman of the Daily Executive Board of the National Sharia Council of the Indonesian Ulema Council (2020-present).
- Chairman of the Sharia Supervisory Board of PT Sarana Multigriya Finansial (Persero) (2018-present).
- Chairman of the Sharia Supervisory Board of PT Toyota Astra Finance Services (2012-present).



DR. H. Mohamad Hidayat, MBA, M.H

Member of the Sharia Supervisory Board

Indonesian Citizen

Born in Jakarta, in 1967. Age 57 years old as of December 2024.

Domiciled in East Jakarta, Indonesia

Appointment History

Appointed for the first time as Chairman of the Sharia Supervisory Board through the Extraordinary GMS on December 15, 2020 and effectively served on February 1, 2021. Furthermore, appointed as a Member of the Sharia Supervisory Board in accordance with the Deed of Statement of Resolutions of the General Meeting of Shareholders of PT Bank Syariah Indonesia Tbk No. 42 dated May 31, 2021. Then reappointed at the 2024 Annual GMS on May 17, 2024.

Term of Office

- 2021 - 2024 (First Period).
- 2024 – 2027 (Second Period).

Share Ownership

Do not have

Educational Background

- Bachelor of Sharia from IAIN / UIN Syarief Hidayatullah Jakarta (1992).
- Master of Law from the College of Law: Institute of Business Law and Legal Management Jakarta (2004).
- Doctor of Islamic Economics and Finance from Trisakti University (2014).

Certification

Ijtima'Sanawi (Annual Meeting) DPS-DSN MUI (2023).

Work Experience

- Member of the Sharia Supervisory Board of PT Bank Syariah Indonesia Tbk (2021-present).
- Chairman of the Sharia Supervisory Board of PT Bank Syariah Indonesia Tbk (2021).
- Chairman of the Sharia Supervisory Board of the Sharia Business Unit of PT Asuransi Jiwa Manulife Indonesia (2020-2024).
- Chairman of the Sharia Supervisory Board of the Sharia Business Unit of PT Asuransi Allianz Life Syariah Indonesia (2023-present).
- Chairman of the Sharia Supervisory Board of PT Bank Syariah Mandiri (2019-2021).
- Member of the Sharia Supervisory Board of the Sharia Business Unit of PT Bank Tabungan Negara Syariah Tbk (2018-2023).
- Chairman of the Sharia Supervisory Board of the Sharia Business Unit of PT Asuransi BRI Life Syariah (2017-present).

Concurrent Positions

Other Public Companies:

-

Other Institutions:

- Chairman of the Sharia Supervisory Board of the Sharia Business Unit of PT Asuransi Allianz Life Syariah Indonesia (2023-present).
- Chairman of the Sharia Supervisory Board of the Sharia Business Unit of PT Asuransi BRI Life Syariah (2017-present).
- Chairman of the Sharia Supervisory Board of the Sharia Business Unit of PT Asuransi Jiwa Manulife Indonesia (2010 - present).



Dr. H. Oni Sahroni, MA

Member of the Sharia Supervisory Board

Indonesian Citizen

Born in Serang, in 1975. Age 49 years old as of December 2024.

Domiciled in Depok, Indonesia

Appointment History

Appointed for the first time as a Member of the Supervisory Board through the EGMS on December 15, 2020 and effectively served on February 1, 2021. Then reappointed at the 2024 Annual GMS on May 17, 2024.

Term of Office

- 2021 - 2024 (First Period).
- 2024 – 2027 (Second Period).

Share Ownership

Do not have

Educational Background

- Bachelor of Islamic Sharia from Al-Azhar University, Cairo, Egypt (2000).
- Master of Fiqh Muqaran from Al-Azhar University, Cairo, Egypt (2005).
- Doctor of Fiqh Muqaran from Al-Azhar University, Cairo, Egypt (2009).

Certification

-

Work Experience

- Member of the Sharia Supervisory Board of PT Bank Syariah Indonesia Tbk (2021-present).
- Member of the Sharia Supervisory Board, PT Bank Syariah Mandiri (2020-2021).
- Member of the Sharia Supervisory Board, Maybank Islamic Berhard Syariah (2018-2020).
- Member of the Sharia Supervisory Board of the Sharia Business Unit, PT Bank Maybank Indonesia Tbk (2017-2020).
- Member of the Sharia Supervisory Board of PT BNP Paribas Investment Partners (2016-present).
- Member of the Sharia Supervisory Board of the Sharia Business Unit, PT Adira Dinamika Multi Finance Tbk (2012-2021).

Concurrent Positions

Other Public Companies:

-

Other Institutions:

- Member of the Sharia Supervisory Board of PT BNP Paribas Investment Partners (2016-present).
- Chairman of the Sharia Supervisory Board of LAZ Indonesian Zakat Initiative (IZI) (2016 - present).



Prof. Dr. Jaih Mubarak, SE, MH. M.Ag

Member of the Sharia Supervisory Board

Indonesian Citizen

Born in Bogor, in 1967. Age 57 years as of December 2024.

Domiciled in Bandung, Indonesia

Appointment History
Appointed for the first time as a Member of the Sharia Supervisory Board through the GMS on May 17, 2024 and effectively served on May 17, 2024 and effectively took office on October 14, 2024.

Term of Office
2024 – 2027 (First Period).

Share Ownership
Do not have

Educational Background

- Bachelor of Sharia from the Faculty of Sharia, Department of Religious Courts, IAIN Sunan Gunung Djati Bandung (1991).
- Bachelor of Economics from the Faculty of Economics, Ars International University (2009).
- Master of Religion from IAIN (now UIN) Syarif Hidayatullah, Jakarta (1995).
- Master of Law from Djuanda University Bogor (2010).
- Doctorate from IAIN (now UIN) Syarif Hidayatullah, Jakarta (1999).

Certification

Holder of Capital Market Sharia Expert License (ASPM) based on OJK Decree No. Kep-09/PM.223/PJ-ASPM/2021 dated May 18, 2021.

Work Experience

- Member of the Sharia Supervisory Board of PT Bank Syariah Indonesia Tbk (2024-present).
- Chairman of the DPS of Bank BJB Syariah in (2022-2024).
- Professor of the Faculty of Sharia & Law at UIN Sunan Gunung Djati Bandung (2022-present).
- Member of the DPS of the BI Defined Contribution Pension Fund (2022-present).
- Member of the DPS of Bank Permata Sharia Business Unit (2014-present).
- Chairman of the DPS of AI - Amin Insurance (2010-present).

Concurrent Positions

Other Public Companies:
-

Other Institutions:
- Member of the DPS of the BI Defined Contribution Pension Fund (2022-present).
- Professor of the Faculty of Sharia & Law at UIN Sunan Gunung Djati Bandung (2022-present).
- Member of the DPS of Bank Permata Sharia Business Unit (2014-present).
- Head of the DPS of AI - Amin Insurance (2010-present).
- Secretary of the DSN Hariah Implementation Agency of the Indonesian Ulema Council (...-...).
- Deputy Secretary of the MUI Fatwa Commission (...-...).
- Member of the Sharia Supervisory Board of the BI Defined Contribution Pension Fund (...-...).



Dr. KH. Abdul Ghofur Maimoen, M.A.

Member of the Sharia Supervisory Board

Indonesian Citizen

Born in Rembang, in 1973. Age 51 years old as of December 2024.

Domiciled in Gondan Rojo, Rembang, Indonesia

Appointment History
Appointed for the first time as a Member of the Sharia Supervisory Board through the GMS on May 17, 2024 and effectively served on May 17, 2024 and effectively took office on January 10, 2024.

Term of Office
2024 – 2027 (First Period).

Share Ownership
Do not have

Educational Background

- Bachelor of Tafsir and Ulumul Qur'an from Al Azhar University, Cairo, Egypt (1998).
- Master of Tafsir and Ulumul Qur'an from Al Azhar University, Cairo, Egypt (2004).
- Doctor of Tafsir and Ulumul Qur'an from Al Azhar University, Cairo, Egypt (2010).

Certification

-

Work Experience

- Member of the Sharia Supervisory Board of PT Bank Syariah Indonesia Tbk (2024-present).
- Member of the Rois Syuriah PBNU (2022-2024).
- Member of the MUI Fatwa Commission (2020-2025).
- Member of the Katib Syuriah PBNU (2018-2022).
- Member of the Daily Management of DSN MUI (2016-present).
- Head of STAI Al Anwar Serang Rembang (2012-present).

Concurrent Positions

Other Public Companies:
-

Other Institutions:
- Member of the MUI DSN Daily Management (2016-present).
- Chairman of STAI Al Anwar Serang Rembang (2012-present).



Prof. Dr. K.H. Didin Hafidhuddin, M.Sc*

Member of the Sharia Supervisory Board

Indonesian Citizen

Born in Bogor, in 1951. Age 73 years as of December 2024.

Domiciled in Bogor, Indonesia

Appointment History
Appointed for the first time as a Member of the Supervisory Board through the EGMS on December 15, 2020 and effectively took office on February 1, 2021.

Term of Office
2021 - 2024 (First Period).

Share Ownership
Do not have

Educational Background

- Bachelor of Sharia from IAIN/UIN Syarif Hidayatullah Jakarta (1978).
- Master of Development Extension from Bogor Agricultural Institute (1987).
- Diploma in Arabic from University of Medina Saudi Arabia (1994).
- Doctor of Religious Studies/Islamic Studies from UIN Syarif Hidayatullah (2001).

Certification

-

Work Experience

- Member of the Sharia Supervisory Board of PT Bank Syariah Indonesia Tbk (2021-present).
- Chairman of the Sharia Supervisory Board, PT Mandiri AXA General Insurance (MAGI) Syariah (2014-present).
- Chairman of the Sharia Supervisory Board, PT Permodalan Nasional Madani (Persero) (2010-present).
- Chairman of the Sharia Supervisory Board, PT Bank BRIsyariah Tbk (2010-2020).
- Postgraduate Director, Ibnu Khaldun University Bogor (2009-present).
- Chairman of the Sharia Supervisory Board, BPRS Amanah Ummah Bogor (1992-present).

Concurrent Positions

Other Public Companies:
Chairman of the DPS of PT Permodalan Nasional Madani (Persero) Tbk (2010-present).

Other Institutions:

- Chairman of the Sharia Supervisory Board of PT Mandiri AXA General Insurance (MAGI) Syariah (2014-present).
- Chairman of the Sharia Supervisory Board of PT PNM Invest Management (2010-present).
- Chairman of the Sharia Supervisory Board of BPRS Amanah Ummah Bogor (1992-present).

*Resigned office on May 17 2024

Affiliate Relations of Sharia Supervisory Board Members

Table of Affiliated Relationships of the Sharia Supervisory Board

Name	Position	Financial, Family and Management Relations of the Sharia Supervisory Board													
		Financial Relationship With						Family Relationship With						Hubungan Kepengurusan	
		board of Commissioners		Board of Directors		Controlling Shareholders*		board of Commissioners		Board of Directors		Controlling Shareholders*			
		Yes	No	Yes	No	Yes	No	Yes	No	Yes	No	Yes	No	Yes	No
Prof. Dr. KH. Hasanudin, M.Ag	Chairman of the Sharia Supervisory Board		√		√		√		√		√		√		√
DR. H. Mohamad Hidayat, MBA, M.H	Member of the Sharia Supervisory Board		√		√		√		√		√		√		√
Dr. H. Oni Sahroni, MA	Member of the Sharia Supervisory Board		√		√		√		√		√		√		√
Dr. KH. Abdul Ghofur Maimoen, M.A.	Member of the Sharia Supervisory Board		√		√		√		√		√		√		√
Prof. Dr. Jaih Mubarok, SE, M.H, M.Ag	Member of the Sharia Supervisory Board		√		√		√		√		√		√		√

*direct or indirect

Education and / or Training for Board of Sharia Supervisory

The description of the education and/or training of the Board of Syariah Supervisory during the fiscal year is presented in the Corporate Governance Chapter.

Changes in the Composition of the Board of Syariah Supervisory and the Reasons for the Changes

During 2024, there were changes in the composition of the Board of Syariah Supervisory. These changes were made based on the needs of the Bank. The changes in the composition of the Sharia Supervisory Board are as follows:

Composition of the Board of Syariah Supervisory Before the 2024 Annual General Meeting of Shareholders

The composition of the Sharia Supervisory Board before the Annual General Meeting of Shareholders (AGMS) on May 17, 2024, consisted of 4 (four) members, comprising 1 (one) Chairman of the Sharia Supervisory Board and 3 (three) members of the Sharia Supervisory Board. The composition and the basis of the appointment of the Sharia Supervisory Board can be found in the table below.

Table of Composition and Basis of Appointment of the Board of Syariah Supervisory Before the 2024 Annual General Meeting of Shareholders

Name	Position	Executor	Basis of Appointment	Effective Date
Prof. Dr. KH. Hasanudin, M.Ag	Chairman of the Sharia Supervisory Board	OJK	Extraordinary GMS on December 15, 2020	February 1, 2021
DR. H. Mohamad Hidayat, MBA, M.H	Member of the Sharia Supervisory Board	OJK	Extraordinary GMS on December 15, 2020	February 1, 2021
Dr. H. Oni Sahroni, MA	Member of the Sharia Supervisory Board	OJK	Extraordinary GMS on December 15, 2020	February 1, 2021
Prof. Dr. K.H. Didin Hafidhuddin, M.Sc	Member of the Sharia Supervisory Board	OJK	Extraordinary GMS on December 15, 2020	February 1, 2021

Composition of the Board of Syariah Supervisory After the 2024 Annual General Meeting of Shareholders

On May 17, 2024, the Annual General Meeting of Shareholders (AGMS) decided as follows:

1. Honorably dismissed:
   a. Hasanudin as Chairman of the Sharia Supervisory Board;
   b. Mohamad Hidayat as a Member of the Sharia Supervisory Board;
   c. Oni Sahroni as a Member of the Sharia Supervisory Board;
   d. Didin Hafidhuddin as a Member of the Sharia Supervisory Board;

2. Reappointed for the second term:
   a. Hasanudin as Chairman of the Sharia Supervisory Board;
   b. Mohamad Hidayat as a Member of the Sharia Supervisory Board;
   c. Oni Sahroni as a Member of the Sharia Supervisory Board;

3. Appointed:
   a. Jaih Mubarok as a member of the Sharia Supervisory Board;
   b. Abdul Ghofur Maimoen as a member of the Sharia Supervisory Board;

As a result, the composition of the Sharia Supervisory Board after the Annual General Meeting of Shareholders (AGMS) on May 17, 2024, consists of 5 (five) members, comprising 1 (one) Chairman of the Sharia Supervisory Board and 4 (four) members of the Sharia Supervisory Board. The composition and the basis of the appointment of the Sharia Supervisory Board can be found in the table below.

Table of Composition and Basis of Appointment of the Board of Syariah Supervisory After the 2024 Annual General Meeting of Shareholders

Name	Position	Executor	Basis of Appointment	Effective Date
Prof. Dr. KH. Hasanudin, M.Ag	Chairman of the Sharia Supervisory Board	OJK	Extraordinary GMS on December 15, 2020	February 1, 2021
DR. H. Mohamad Hidayat, MBA, M.H	Member of the Sharia Supervisory Board	OJK	Extraordinary GMS on December 15, 2020	February 1, 2021
Dr. H. Oni Sahroni, MA	Member of the Sharia Supervisory Board	OJK	Extraordinary GMS on December 15, 2020	February 1, 2021
Dr. KH. Abdul Ghofur Maimoen, M.A.	Member of the Sharia Supervisory Board	OJK	Annual GMS on May 17, 2024	May 17, 2024
Prof. Dr. Jaih Mubarok, SE, M.H, M.Ag	Member of the Sharia Supervisory Board	OJK	Annual GMS on May 17, 2024	May 17, 2024

Executive Officers
Profil

Profile of Senior Executive Vice President Internal (SEVP)



Babas Bastaman

Senior Executive Vice President (SEVP)
Wholesale Risk

Indonesian Citizen

57 years old
as of December 31, 2024

Domicile

Bekasi, Indonesia

Educational Background

- Bachelor of Agricultural Technology, Bogor Agricultural University (1992).
- Master of Professional Small and Medium Industry, Bogor Agricultural University (2009).

Work Experience

- SEVP of SME and Commercial Business of PT Bank BNI Syariah (2020-2021).
- Head of BUMN and Government Institution Division of PT Bank Negara Indonesia (Persero) Tbk (2019-2020).
- Head of Medium and Small Business Credit Risk Division of PT Bank Negara Indonesia (Persero) Tbk (2017–2019).
- Head of Commercial Credit Division of PT Bank BNI Syariah (2016).

Legal Basis for Appointment

Board of Directors Decree No. 05/001/DIR-CHC-PKWT January 2, 2025

Share Ownership

Do not have



Wawan Setiawan

Senior Executive Vice President (SEVP)
Consumer Banking

Indonesian Citizen

50 years old
as of December 31, 2024

Domicile

South Tangerang, Indonesia

Educational Background

- Bachelor of Civil Engineering, University of Indonesia (1997).
- Master of Management, PPM School of Management, Jakarta (2000).

Work Experience

- SEVP Retail Banking PT Bank Syariah Mandiri (2019-2021).
- Senior Vice President, Micro Banking Group Head PT Bank Mandiri (Persero) Tbk (2016-2019).
- Vice President, Regional Retail Head of Sumatra II Regional Office, Palembang PT Bank Mandiri (Persero) Tbk (2015-2016).
- Vice President, Deputy Regional Manager of Central Java – DIY Regional Office, Semarang PT Bank Mandiri (Persero) Tbk (2014-2015).

Legal Basis for Appointment

SK Direksi No. 2021/64317-SK/HC-BSI tanggal 1 Februari 2021

Share Ownership

Do not have



Saut Parulian Saragih

Senior Executive Vice President (SEVP)
Digital Banking

Indonesian Citizen

50 years old
as of December 31, 2024

Domicile

Depok, Indonesia

Educational Background

- Bachelor of Industrial Engineering from Bandung Institute of Technology (1996).
- Master of Business Administration from London Business School (2008).

Work Experience

- Executive Vice President - Head of Strategy, Investor Relations and Partnerships Bank CIMB Niaga (2020-2021).
- Executive Vice President - Head of Strategy Bank CIMB Niaga (2019-2020).
- Director - Strategy and Business Development OVO PT Visionet International (2017-2019).
- Head of Business Development Sampoerna AGRO (2014-2017).

Legal Basis for Appointment

Board of Directors Decree No. 01/244-KUA/DIR dated August 6, 2021

Share Ownership

Do not have



Satria

Senior Executive Vice President (SEVP)
Internal Audit

Indonesian Citizen

57 years old
as of December 31, 2024

Domicile

Jakarta, Indonesia

Educational Background

- Bachelor of Economics, University of Bandar Lampung (1990).
- Master of Management, University of Bandar Lampung (2008).

Work Experience

- Chief Retail Audit PT Bank Mandiri (Persero) Tbk (2021-2023). Chairman of the Supervisory Board (2019-present).
- Group Head / Senior Vice President Cash & Trade Operations Group PT Bank Mandiri (Persero) Tbk (2016-2019).
- Regional CEO Sulawesi Maluku (8 Provinces) PT Bank Mandiri (Persero) Tbk (2015-2016).
- Regional CEO Sumatera II (6 Provinces) PT Bank Mandiri (Persero) Tbk (2013-2015).

Legal Basis for Appointment

Board of Directors Decree No. 03/153-KEP/DIR dated April 28, 2023

Share Ownership

Do not have



Ana Nurul Khayati

Senior Executive Vice President (SEVP)
Operations

Indonesian Citizen

52 years old
as of December 31, 2024

Domicile

Depok, Indonesia

Educational Background

- Bachelor of Law, Gadjah Mada University (1996).
- Master of Notary, University of Indonesia (2016).

Work Experience

- Senior Executive Vice President Operations, PT Bank Syariah Indonesia Tbk (2024-present).
- Senior Vice President Distribution Strategy Group, PT Bank Syariah Indonesia Tbk (2023-2024).
- Senior Vice President Distribution Strategy Group, PT Bank Syariah Indonesia Tbk (2022-2023).
- Project Leader, Stream Merge Outlet, PT Bank Syariah Indonesia Tbk (2021-2022).
- Senior Vice President Policy & Procedure Group, PT Bank Syariah Mandiri (2015-2021).

Legal Basis for Appointment

Board of Directors Decree No. 04/221-KEP/DIR dated June 7, 2024

Share Ownership

Do not have



Firman Jatnika

Senior Executive Vice President (SEVP)
Human Capital

Indonesian Citizen

54 years old
as of December 31, 2024

Domicile

South Jakarta, Indonesia

Educational Background

- Bachelor of Development Economics, Padjajaran University (1989-1995).
- Master of Economics, University of Indonesia (2001-2005).
- Doctorate of Strategic Management, Padjajaran University (2014-2019).

Work Experience

- SEVP Human Capital, PT Bank Syariah Indonesia Tbk (2024-present).
- Regional CEO Surabaya, PT Bank Syariah Indonesia Tbk (2021-2024).
- Group Head Distribution Strategy Group, PT Bank Syariah Mandiri (2019-2021).
- Group Head Learning Center Mandiri Syariah University, PT Bank Syariah Mandiri (2016-2019).
- Head of Team, Branch and People Productivity Enhancement Program, PT Bank Syariah Mandiri (2015-2016).

Legal Basis for Appointment

Board of Directors Decree No. 04/222-KEP/DIR dated June 7, 2024

Share Ownership

9.091,79 lot

Profile of Executive Officers

No.	Name	Job Position
1.	Sefudin Suria Hidayat	Alternative Channel & Government Project Group Head
2.	Peby Elan Surya Diningrat	BSI Corporate University Group Head
3.	Nurdiana Habibie	Senior Business Continuity Management Head
4.	Bayu Isnandar	Senior Business Transformation Head
5.	Arief Satiana	Card Business Group Head
6.	Andri Purnomo	Chief Information Security Officer
7.	Silmi Akbar Ghania Permana	Commercial Business 1 Group Head
8.	Diar Fitrada	Commercial Risk Group Head
9.	Rosalina Dewi T	Compliance & AML-CFT Group Head
10.	Praka Mulia Agung	Consumer Business 1 (Secured) Group Head
11.	Dien Lukita Purnamasari	Consumer Business 2 (Unsecured) Group Head
12.	I Gusti Ngurah Bramantya Ardana	Consumer Risk Group Head
13.	Fiti Syam	Corporate Business 1 Group Head
14.	Buyung Ichman Lukman	Corporate Business 2 Group Head
15.	Husni Thamrin	Corporate Business 3 Group Head
16.	Jiwo Sukarno	Corporate Development Group Head
17.	Priyo Hartono	Corporate Finance & Accounting Group Head
18.	Indra G Kampono	Corporate Finance & Solution Group Head
19.	Ali	Corporate Risk Group Head
20.	Wisnu Sunandar	Corporate Secretary & Communication Group Head
21.	Dwi Hesti Mulyaningrum	Customer Care Group Head
22.	Andy Puguh Nugroho	Data & Decision Management Group Head
23.	Wijayanto	Digital Banking & E-Channel Operations Group Head
24.	Riko Wardhana	Digital Banking Retail Group Head
25.	Affan Mawardi	Distribution Strategy Group Head
26.	Rima Dwi Permatasari	Environmental, Social & Governance Group Head
27.	Arief Budiman	Executive Risk & Recovery Officer Retail & Consumer (ERO-R)
28.	Asnah Faekhah	Executive Risk & Recovery Officer Retail & Consumer (ERO-R)
29.	Ir Supriono	Executive Risk & Recovery Officer Retail & Consumer (ERO-R)
30.	Taty Sediaty	Executive Risk & Recovery Officer Retail & Consumer (ERO-R)
31.	Budiyono	Executive Risk & Recovery Officer Wholesale (ERO-W)
32.	Maisur Hilmi	Executive Risk & Recovery Officer Wholesale (ERO-W)
33.	Alhuda Dj	Financing Center Group Head
34.	Yan Rasdiansyah	Financing Operations Group Head
35.	Ilyas Ibrahim	Gold & Pawning Business Group Head
36.	Bambang Sutrisno	Human Capital Services Group Head
37.	Teszy Mira Eka Kusuma	Human Capital Strategy & Policy Group Head
38.	Ida Triana Widowati	Institutional Banking Group Head
39.	Ir Anna Kristanty	International & Financial Institution Group Head
40.	Rizky Budinanda	Investor Relation Group Head
41.	Muhammad Syukron Habiby	Islamic Ecosystem Solution Group Head
42.	Sandy Prasetya Hadi	IT & Digital Development Group Head

No.	Name	Job Position
43.	Bayu Hasdianto	IT & Fraud Risk Group Head
44.	Arief Sunandar	IT Application Support Group Head
45.	Arif Jatmoko	IT Audit Group Head
46.	Gatot Prasetyo	IT Operations Group Head
47.	M. Misbahul Munir	IT Strategic Planning Group Head
48.	Netty Susanty	Legal Group Head
49.	Kemas Erwan Husainy	Marketing Communication Group Head
50.	Joni Haryanto	Micro Business Group Head
51.	Banjaran Surya Indrastomo	Chief Economist
52.	Agustini Fitriah	Operations Development Group Head
53.	Khoirul Huda S Riyadi	Pejabat Pelindungan Data Pribadi
54.	Indriati Tri Handayani	Policy & Procedure Group Head
55.	Yuwono	Procurement & Fixed Asset Group Head
56.	Mahendra Nusanto S	Executive Business Officer
57.	Dede Sutisna	Retail Collection, Restructuring & Recovery Group Head
58.	Vita Andrianty	Retail Deposit Solution Group Head
59.	Agus Subekti	Retail, Distribution & Digital Banking Audit Group Head
60.	Wachjono	Regional CEO
61.	Syahrial Alrasyid	Regional CEO
62.	Ari Yusnairy Muslim	Regional CEO
63.	Gunawan Arief Hartoyo	Regional CEO
64.	Ricky Rikardo Mulyadi	Regional CEO
65.	Adjat Djatnika Basarah	Regional CEO
66.	Fitria Ekayani	Regional CEO
67.	Ficko Hardowiseto	Regional CEO
68.	Jajang Abdul Karim	Regional CEO
69.	Sukma Dwie Priardi	Regional CEO
70.	Sylvia Azis	Senior Human Capital Business Partner 1 Head
71.	Sufitri Devi	Senior Human Capital Business Partner 2 Head
72.	Arjuka	Senior Operational Risk Head Corporate Center
73.	Yasrul	Senior Operational Risk Head Distribution
74.	Ika Kartika Johan	Senior Operational Risk Head IT
75.	Zulaicha	Senior Operational Risk Head Wholesale
76.	Deden Durachman	SME & Micro Risk Group Head
77.	Risqi Widayat	SME Business Group Head
78.	Diaz Hartadi	Strategic Planning & Performance Management Group Head
79.	Dickman Maulana	Transaction Banking Retail Group Head
80.	Fajar Ari Setiawan	Transaction Banking Wholesale Group Head
81.	Kemal Aditya	Treasury & Global Market Group Head
82.	Asri Natanegeri	Wealth Management Group Head
83.	Movianto	Wholesale & Corporate Center Audit Group Head
84.	Kurniawan Eko Budi P.	Wholesale Collection, Restructuring & Recovery Group Head
85.	Astridiana Sjamanti	Executive Business Officer
86.	Cera Wirastuti	Executive Business Officer
87.	Ferry Hendrawan	Executive Business Officer
88.	Yoana Irawati	Executive Business Officer

Profile
of Employee

Number of Employees by Gender

Table of Number of Employees by Gender

(in person)

Gender	2024	2023
Male	10,168	10,542
Female	7,066	7,367
Total	17,234	**17,909**

Number of Employees by Position Level

Table of Number of Employees by Position Level

(in person)

Position Level	Job Position	2024			2023		
		Male	Female	Total	Male	Female	Total
N2	Group Head, Regional Head, Project Manager	69	26	95	75	21	96
N3	Dean, Area Manager, Dept Head, Manager	371	112	483	352	103	455
N4	Manager, Team Leader & Branch Manager, Sec, Head	1,785	578	2,363	1,702	538	578
N5	Relationship Officer, Branch Manager (Cash Outlet Manager), Officer, ODP	3,587	2,189	5,776	3,679	2,148	5,827
N6	Staff/Executor/Basic Employee	4,356	4,161	8,517	4,734	4,557	9,291
Total		10,168	7,066	17,234	**10,542**	**7,367**	**16.247**

Number of Employees by Age Range

Table of Number of Employees by Age Range

(in person)

Age range	2024			2023		
	Male	Female	Total	Male	Female	Total
18-25 Years	137	221	358	145	285	430
26-35 Years	3,722	3,870	7,592	4,407	4,483	8,890
36-45 Years	5,077	2,578	7,655	4,867	2,259	7,126
Above 45 Years	1,232	397	1,629	1,123	340	1,463
Total	10,168	7,066	17,234	**10,542**	**7,367**	**17,909**

Number of Employees by Education Level

Table of Number of Employees By Education Level

(in person)

Level of Education	2024			2023		
	Male	Female	Total	Male	Female	Total
Senior High School	25	4	29	30	6	36
Diploma	829	743	1572	910	810	1,720
Bachelor	8,610	5,993	14,603	8,943	6,257	15,200
Master	693	323	1,016	652	291	943
Doctor	11	3	14	7	3	10
Total	10,168	7,066	17,234	**10,542**	**7,367**	**17,909**

Number of Employees by Employment Status

Table of Number of Employees by Employment Status

(in person)

Employee Status	2024			2023		
	Male	Female	Total	Male	Female	Total
Permanent employee and Contract employees	10,168	7,066	17,234	10,220	7,025	17,245
Outsourcing	5,749	994	6,743	5,723	1,243	6,966
Total	15,917	8,060	23,977	**15,943**	**8,268**	**24,211**

Shareholders Composition

List of Shareholders

Table of List of Shareholders as of January 1, 2024

Shareholders	Nominal Value of Rp500 per Share		Ownership (%)
	Number of Shares (sheets)	Nominal (IDR)	
AUTHORIZED CAPITAL	80,000,000,000	40,000,000,000,000	
Series A Dwiwarna Shares			
Republic of Indonesia	1	500	0.00
Series B Shares			
PT Bank Mandiri (Persero) Tbk	23,740,608,436	11,870,304,218,000	51.47
PT Bank Negara Indonesia (Persero) Tbk	10,720,230,418	5,360,115,209,000	23.24
PT Bank Rakyat Indonesia (Persero) Tbk	7,092,761,655	3,546,380,827,500	15.38
Public	4,575,659,628	2,287,829,814,000	9.91
ISSUED AND PAID-UP CAPITAL	46,129,260,138	23,064,630,069,000	**100**
SHARES IN PORTEPEL	33,870,739,862	16,935,369,931,000	

Table of Shareholders List as of December 31, 2024

Shareholders	Nominal Value of Rp500 per Share		Ownership (%)
	Number of Shares (sheets)	Nominal (IDR)	
AUTHORIZED CAPITAL	80,000,000,000	40,000,000,000,000	
Series A Dwiwarna Shares			
Republic of Indonesia	1	500	0.00
Series B Shares			
PT Bank Mandiri (Persero) Tbk	23,740,608,436	11,870,304,218,000	51.47
PT Bank Negara Indonesia (Persero) Tbk	10,720,230,418	5,360,115,209,000	23.24
PT Bank Rakyat Indonesia (Persero) Tbk	7,092,761,655	3,546,380,827,500	15.38
Public	4,575,659,628	2,287,829,814,000	9.91
ISSUED AND PAID-UP CAPITAL	46,129,260,138	23,064,630,069,000	**100**
SHARES IN PORTEPEL	33,870,739,862	16,935,369,931,000	

Shareholders Composition by Ownership Status

Shareholder Composition Table Based on Ownership Status as of January 1, 2024

Shareholders	Number of Shareholders	Number of Shares	Ownership (%)
National			
Republic of Indonesia	1	1	0.00000
Limited Liability Company	114	30,928,721,497	67.04795
Pension Fund	61	454,391,398	0.98504
Foundation	18	230,506,592	0.49970
Mutual Fund	173	519,349,956	1.12586
Insurance	134	537,830,296	1.16592
Cooperative	7	108,100	0.00023
Indonesian Individual	127,848	1,143,688,011	2.47931
Bank	3	10,725,230,507	23.25038
Sub Total	128,359	**44,539,826,358**	**96.55439**
Foreign			
Foreign Business Entity	154	1,587,923,649	3.44233
Foreign Individual	98	1,510,131	0.00327
Sub Total	252	**1,589,433,780**	**3.44561**
TOTAL	128,611	**46,129,260,138**	**100.00%**

Shareholder Composition Table Based on Ownership Status as of December 31, 2024

Shareholders	Number of Shareholders	Number of Shares	Ownership (%)
National			
Republic of Indonesia	1	1	0.00000%
Limited Liability Company	112	95,351,406	0.20670%
Pension Fund	61	454,391,398	0.98504%
Foundation	18	230,506,592	0.49970%
Mutual Fund	173	519,349,956	1.12586%
Insurance	134	537,830,296	1.16592%
Cooperative	7	108,100	0.00023%
Indonesian Individual	127,848	1,143,688,011	2.47931%
Bank	5	41,558,600,598	90.09163%
Sub Total	128,359	**44,539,826,358**	**96.55439%**
Foreign			
Foreign Business Entity	154	1,587,923,649	3.44233%
Foreign Individual	98	1,510,131	0.00327%
Sub Total	252	**1,589,433,780**	**3.44561%**
TOTAL	128,611	**46,129,260,138**	**100.00000%**

Composition of the 20 Largest Shareholders

Table of Composition of 20 Largest BSI Shareholders as of January 1, 2024

No.	Investor Name	Status	Number of Shares (Sheets)	Ownership (%)
1.	PT BANK MANDIRI (PERSERO), Tbk	Limited Company	23,740,608,436	51.4654004
2.	PT BNI (PERSERO) TBK-DIVISI PPA	Limited Company	10,720,230,418	23.2395455
3.	PT BANK RAKYAT INDONESIA (PERSERO) TBK	Limited Company	7,092,761,655	15.3758409
4.	DPLK BANK RAKYAT INDONESIA - SAHAM SYARIAH	Pension Fund	322,783,500	0.6997370
5.	CITIBANK NEW YORK S/A GOVERNMENT OF NORWAY - 15	Foreign Business Entity	194,799,995	0.4222916
6.	YAYASAN KESEJAHTERAAN PEKERJA BRI	Foundation	165,172,842	0.3580652
7.	JPMCB NA RE-EMERGING MARKETS GROWTH FUNDINC	Foreign Business Entity	164,597,500	0.3568180
8.	JPMCB NA RE-EMERGING MARKETS EQUITY FUND	Foreign Business Entity	150,182,500	0.3255688
9.	STATE STREET BANK-SMALLCAP WORLD FUND INC.	Foreign Business Entity	109,635,200	0.2376695
10.	PT. PRUDENTIAL LIFE ASSURANCE - REF	Insurance	103,463,446	0.2242903
11.	JP MORGAN SECURITIES PLC	Foreign Business Entity	62,472,100	0.1354284
12.	YAYASAN KESEJAHTERAAN PEKERJA BRI - PROSPENS 3	Foundation	56,039,500	0.1214836
13.	REKSA DANA SUCORINVEST EQUITY FUND	Mutual Funds	55,627,000	0.1205894
14.	JPMSE LUX RE UCITS CLT RE-CAPITAL GROUP EMERGING MARKETS GROWTH FUND (LUX)	Foreign Business Entities	55,274,100	0.1198244
15.	BNYMSANV RE BNYMIL RE BKRK FRONTIERS INVTRUST PLC-2039846679	Foreign Business Entities	54,925,300	0.1190682
16.	JPMCB NA RE-JPMORGAN ASEAN FUND	Foreign Business Entities	54,336,400	0.1177916
17.	REKSA DANA ASHMORE SAHAM SEJAHTERA NUSANTARA	Mutual Funds	51,412,221	0.1114525
18.	SUWANTARA GOTAMA	Indonesian Individuals	45,500,000	0.0986359
19.	JPMSE LUX RE UCITS CLT RE-JPMORGAN FUNDS	Foreign Business Entities	45,000,900	0.0975539
20.	BBH LUXEMBOURG S/A REDWHEEL FUNDS - REDWHEEL NEXT GENERATION EMERGING MARKETS EQ	Foreign Business Entities	44,962,700	0.0974711

Table of Composition of 20 Largest BSI Shareholders as of December 31, 2024

No.	Investor Name	Status	Number of Shares (Sheets)	Ownership (%)
1.	BANK MANDIRI (PERSERO) TBK, PT	Limited Company	23,740,608,436	51.4654004
2.	PT BNI (PERSERO) TBK-DIVISI PPA	Limited Company	10,720,230,418	23.2395455
3.	BANK RAKYAT INDONESIA (PERSERO) TBK, PT	Limited Company	7,092,761,655	15.3758409
4.	DPLK BANK RAKYAT INDONESIA - SAHAM SYARIAH	Pension Fund	222,755,500	0.4828942
5.	CITIBANK NEW YORK S/A GOVERNMENT OF NORWAY - 15	Foreign Business Entity	165,439,095	0.3586424
6.	JPMCB NA RE-EMERGING MARKETS EQUITY FUND	Foreign Business Entity	127,432,800	0.2762516
7.	JPMCB NA RE-EMERGING MARKETS GROWTH FUNDINC	Foreign Business Entity	123,109,247	0.2668789
8.	YAYASAN KESEJAHTERAAN PEKERJA BRI	Foundation	120,921,942	0.2621372

No.	Investor Name	Status	Number of Shares (Sheets)	Ownership (%)
9.	SSB HG22 SMALLCAP WORLD FUND INC. -2183964820	Foreign Business Entity	109,635,200	0.2376695
10.	PT. PRUDENTIAL LIFE ASSURANCE - REF	Insurance	106,346,346	0.2305399
11.	SUWANTARA GOTAMA	Indonesian Individual	105,000,000	0.2276213
12.	BBH LUXEMBOURG S/A REDWHEEL FUNDS - REDWHEEL NEXT GENERATION EMERGING MARKETS EQ	Foreign Business Entity	93,847,600	0.2034448
13.	SSB SBGL SWEDBANK ROBUR GLOBAL EMERGING MARKETS -2183965441	Foreign Business Entity	80,000,000	0.1734257
14.	JP MORGAN SECURITIES PLC	Foreign Business Entity	64,810,200	0.1404969
15.	CITIBANK SINGAPORE S/A ART A/C PUBLIC ASIA ITTIKAL FUND	Foreign Business Entity	62,606,600	0.1357199
16.	JPMCB NA RE-VANGUARD TOTAL INTERNATIONAL STOCK INDEX FUND	Foreign Business Entity	57,726,023	0.1251397
17.	YAYASAN KESEJAHTERAAN PEKERJA BRI - PROSPENS 3	Foundation	54,076,600	0.1172284
18.	JPMCB NA RE - VANGUARD EMERGING MARKETS STOCK INDEX FUND	Foreign Business Entity	53,769,690	0.1165631
19.	REKSA DANA SUCORINVEST EQUITY FUND	Mutual Fund	51,560,800	0.1117746
20.	CITIBANK HONG KONG S/A KIA -FUND 208	Foreign Business Entity	51,324,700	0.1112628

Composition of Shareholders With 5% or More Ownership

Table of Shareholders with 5% or More Ownership per January 1, 2024

Shareholders	Number of Shares (sheets)	Ownership (%)
PT Bank Mandiri (Persero) Tbk	23,740,608,436	51.47
PT Bank Negara Indonesia (Persero) Tbk	10,720,230,418	23.24
PT Bank Rakyat Indonesia (Persero) Tbk	7,092,761,655	15.38
Total	41,553,600,509	**90.09**

Table of Shareholders with 5% or More Ownership per December 31, 2024

Shareholders	Number of Shares (sheets)	Ownership (%)
PT Bank Mandiri (Persero) Tbk	23,740,608,436	51.47
PT Bank Negara Indonesia (Persero) Tbk	10,720,230,418	23.24
PT Bank Rakyat Indonesia (Persero) Tbk	7,092,761,655	15.38
Total	41,553,600,509	**90.09**

Composition of Public Shareholders With Less Than 5% Ownership

Table of Public Shareholder Groups with Less Than 5% Ownership per January 1, 2024

Shareholders	Number of Shareholders	Number of Shares (Sheets)	Ownership (%)
National			
Republic of Indonesia	1	1	0.00000
Limited Liability Company	114	30,928,721,497	67.04795
Pension Fund	61	454,391,398	0.98504
Foundation	18	230,506,592	0.49970
Mutual Fund	173	519,349,956	1.12586
Insurance	134	537,830,296	1.16592
Cooperative	7	108,100	0.00023
Indonesian Individual	127,848	1,143,688,011	2.47931
Bank	3	10,725,230,507	23.25038
Sub Total	128,359	**44,539,826,358**	**96.55439**
Foreign			
Foreign Business Entity	154	1,587,923,649	3.44233
Foreign Individual	98	1,510,131	0.00327
Sub Total	252	**1,589,433,780**	**3.44561**
TOTAL	128,611	**46,129,260,138**	**100.00%**

Table of Public Shareholders Composition Holding Less Than 5% per December 31, 2024

Shareholders	Number of Shareholders	Number of Shares (Sheets)	Ownership (%)
National			
Republic of Indonesia	1	1	0.00000
Limited Liability Company	105	13,202,748	0.02862
Pension Fund	69	417,970,398	0.90609
Foundation	16	184,489,885	0.39994
Mutual Fund	183	482,446,859	1.04586
Insurance	151	444,061,001	0.96264
Cooperative	9	399,300	0.00087
Indonesian Individual	119,208	903,265,377	1.95812
Bank	6	41,558,600,698	90.09163
Sub Total	119,748	**44,004,436,267**	**95.39376**
Asing			
Foreign Business Entity	245	2,122,440,594	4.60107
Foreign Individual	98	2,383,277	0.00517
Sub Total	343	**2,124,823,871**	**4.60624**
TOTAL	120,091	**46,129,260,138**	**100.00000%**

Share Ownership by the Board of Commissioners and Board of Directors

Table of Share Ownership by the Board of Commissioners and Board of Directors of BSI per January 1, 2024

No.	Name	Position	Number of Shares	Ownership (%)
BOARD OF DIRECTORS				
1.	Hery Gunardi	President director	2,210,600	0.005
2.	Bob Tyasika Ananta	Vice President Director	548,400	0.001
3.	Ngatari*	Director of Retail Banking	18,621,200	0.040
4.	Tribuana Tunggadewi	Director of Compliance & Human Capital	1,726,600	0.004
5.	Anton Sukarna	Director of Sales & Distribution	1,726,600	0.004
6.	Ade Cahyo Nugroho	Director of Finance & Strategy	1,726,600	0.004
7.	Zaidan Novari	Director of Wholesale Transaction Banking	517,900	0.001
8.	Moh. Adib*	Director of Treasury & International Banking	527,400	0.001
9.	Saladin Dharmanugraha Effendi	Director of Information Technology	-	-
10.	Grandhis Helmi Harumansyah	Director of Risk Management	-	-
BOARD OF COMMISSIONERS				
1.	Muliaman Dharmansyah Hadad	President Commissioner concurrently Independent	-	-
2.	Adiwarman Azwar Karim	Deputy President Commissioner concurrently Independent	-	-
3.	Masduki Baidlowi	Commissioner	822,700	0.002
4.	Suyanto	Commissioner	822,700	0.002
5.	Abu Rokhmad	Commissioner	-	-
6.	Imam Budi Sarjito*	Commissioner	822,700	0.002
7.	Sutanto*	Commissioner	1,010,100	0.002
8.	Komaruddin Hidayat	Independent Commissioner	-	-
9.	Mohamad Nasir	Independent Commissioner	-	-
		TOTAL	**31,083,500**	**0.028**

*Ceased to hold office since May 17, 2024

Table of Share Ownership by the Board of Commissioners and Board of Directors of BSI per December 31, 2024

No.	Name	Position	Number of Shares	Ownership (%)
DIREKSI				
1.	Hery Gunardi	President director	3,354,400	0.007
2.	Bob Tyasika Ananta	Vice President Director	1,134,400	0.002
3.	Tribuana Tunggadewi	Director of Compliance & Human Capital	2,280,100	0.005
4.	Anton Sukarna	Director of Sales & Distribution	2,280,100	0.005
5.	Ade Cahyo Nugroho	Director of Finance & Strategy	2,280,100	0.005
6.	Zaidan Novari	Wholesale Transaction Banking	1,071,400	0.002
7.	Saladin Dharmanugraha Effendi	Director of Information Technology	343,100	0.001
8.	Grandhis Helmi Harumansyah	Director of Risk Management	343,100	0.001
9.	Ari Rizaldi	Director of Treasury & International Banking	13,400	0.000
10.	Harry Gusti Utama	Director of Retail Banking	-	-

No.	Name	Position	Number of Shares	Ownership (%)
BOARD OF COMMISSIONERS				
1.	Muliaman Dharmansyah Hadad	President Commissioner concurrently Independent	-	-
2.	Adiwarman Azwar Karim	Deputy President Commissioner concurrently Independent	-	-
3.	Masduki Baidlowi	Commissioner	1,086,400	0.002
4.	Suyanto	Commissioner	1,086,400	0.002
5.	Abu Rokhmad	Commissioner	163,500	0.000
6.	Fauzi	Commissioner	115,000	0.000
7.	Nazaruddin	Commissioner	-	-
8.	Komaruddin Hidayat	Independent Commissioner	-	-
9.	Mohamad Nasir	Independent Commissioner	-	-
10.	Felicitas Tallulembang	Independent Commissioner	-	-
	TOTAL		**15,551,400**	**0.032**

Until December 2024, there is no indirect share ownership by the Bank's Board of Commissioners and Board of Directors .

Share Ownership by Senior Management

Until December 2024, there is no direct or indirect share ownership by the Bank's Senior Management.

Shareholders Classification

Table of BSI Shareholder Classification per December 31, 2024

Share Ownership	Number of Shareholders	Number of Shares (Sheets)	Ownership (%)
Local Institution	511	43,396,138,347	94.07508%
Foreign Institution	154	1,587,923,649	3.44233%
Local Individual	127,848	1,143,688,011	2.47931%
Foreign Individual	98	1,510,131	0.00327%
Total	128,611	**46,129,260,138**	**100.00000%**

Major
and Controlling Shareholders

The Company has 2 (two) classifications of shares, namely Series A Dwiwarna Shares and Series B Shares. Series A Dwiwarna Shares totaling 1 (one) share is owned by the Republic of Indonesia (represented by the Ministry of SOEs) and Series B Shares which are common shares owned by other shareholders.



The majority Series B shareholding of the Bank is held by PT Bank Mandiri (Persero) Tbk, with a share ownership of 51.47%. Accordingly, the Bank's Main and Controlling Shareholder is PT Bank Mandiri (Persero) Tbk, and there are no indirect Main and Controlling Shareholders.

List of Subsidiaries, Associates
and Joint Venture Companies

Until December 31, 2023, BSI does not have any subsidiaries, associates, or joint venture companies. Therefore, there is no available information regarding: the names of subsidiaries, associates, and joint venture companies; percentage of share ownership; description of the business activities of subsidiaries, associates, and joint venture companies; and the operational status of subsidiaries and/or associates (whether they are operational or not)

Corporate Group Structure



REPUBLIC OF INDONESIA

SERIES A DWIWARNA SHARES

SERIES B SHARES



REPUBLIC OF INDONESIA

1 Share

PT Bank Mandiri (Persero) Tbk

51,47%

PT Bank Negara Indonesia (Persero) Tbk

23,24%

PT Bank Rakyat Indonesia (Persero) Tbk

15,28%

BSI BANK SYARIAH INDONESIA

Sahabat Finansial, Sosial & Spiritual

Until December 31, 2024, BSI does not have any Subsidiaries, Associates, Joint Ventures, or Special Purpose Vehicles (SPVs).

Banking Group Information

Banking Group Structure

The Bank's group structure has been presented in the subsection 'Corporate Group Structure'.

Structure of Management Interconnections Within the Banking Group

Bank BSI is a subsidiary of PT Bank Mandiri (Persero) Tbk. As of December 31, 2024, Bank BSI does not have any Board of Directors members who are assigned employees from Bank Mandiri.

Shareholders Acting on Behalf of Other Shareholders

There are no shareholders acting on behalf of other shareholders.

Chronology
of Share Issuance

Chronology of BSI Share Issuance/Listing

No.	Period	Information	Share	Nominal Value (Rp)
1.	Before IPO	-	-	500
2.	2018	Based on the GMS dated March 2, 2018, capital additions have been made in the form of: • Additional capital deposit of Rp 1 trillion. • The capitalization of retained earnings amounted to Rp 567,381,449. The additional capital resulted in additional parent shares amounting to Rp 1,567,381,449	-	500
3.	2018	Initial Public Offering	-	500
4.	2020	MESOP Stock Exercise	-	534
5.	2021	Merger – Bank BRI Syariah Tbk., Bank Syariah Mandiri, and Bank BNI Syariah	-	500
6.	2021	Exercise MESOP shares	-	500
7.	2021	Exercise MESOP shares	-	500
8.	2022	Capital Increase through Preemptive Rights (Rights Issue)	Series B Common Shares	500

Chronology of Issuance
and/or Listing of Other Securities

BSI Sukuk Table

Description	Issue Date	Tenor	Currency	Amount of Sukuk
Subordinated Mudharabah Sukuk I Year 2016 of PT Bank Syariah Indonesia Tbk (formerly PT Bank BRIsyariah Tbk)	November 16, 2016	7 Years	IDR	1 Trillion
Subordinated Mudharabah Sukuk Year 2016 of PT Bank Syariah Indonesia Tbk (formerly PT Bank Syariah Mandiri)	December 22, 2016	7 Years	IDR	375 Billion
Long-Term Muqayadah Mudharabah Sukuk Issued Without Public Offering I PT Bank BSI Tbk Year 2023 Phase I	December 26, 2023	12 Years	IDR	3.7 Billion
Medium-Term Subordinated Mudharabah Sukuk of PT Bank Syariah Indonesia Tbk Year 2023	December 15, 2023	5 Years	IDR	200 Billion

Name of the Exchange Where the Company's Shares Are Listed

All BSI Bank shares have been listed on the Indonesian Stock Exchange.

Offer Price (Rp)	Number of Shares Issued (sheets)	Issued and Paid-up Capital		
		Number of Shares (sheets)	Total Nominal Value (IDR)	Total Offer Price (IDR)
-	-	3,958,000,000	1,979,000,000,000	-
-	3,134,762,898	7,092,762,898	3,546,381,449,000	-
510	2,623,350,600	9,716,113,498	4,858,056,749,000	1,337,908,806,000
533	184,395,200	9,900,508,698	4,950,254,349,000	98,282,641,600
-	31,130,700,245	41,031,208,943	20,515,604,471,500	-
533	97,659,800	41,128,868,743	20,564,434,371,500	52,052,673,400
533	438,600	41,129,307,343	20,564,653,671,500	233,773,800
1,000	4,999,952,795	46,129,260,138	23,064,630,069,000	4,999,952,795,000

Due date	Profit sharing	Payment Status	Rating	
			2024	2023
November 16, 2023	9.5%	Paid Off	-	A+ (idn) (PT Fitch Ratings indonesia)
December 22, 2023	10%	Paid Off	-	idAA (sy) (PEFINDO)
December 26, 2035	0.55%	Not yet paid off	-	-
December 15, 2028	7.90%	Not yet paid off	idAA (sy) (PEFINDO)	idAA (sy) (PEFINDO)

Description	Issue Date	Tenor	Currency	Amount of Sukuk
Long-Term Muqayadah Mudharabah Sukuk Issued Without Public Offering I PT Bank BSI Tbk Year 2023 Phase II	March 26, 2024	12 Years	IDR	7.76 Billion
Sustainability-Based Mudharabah Sukuk Sustainable I Bank BSI Phase I Year 2024	June 14, 2024	370 days 2 years 3 years	IDR	3 Trillion
Long-Term Muqayadah Mudharabah Sukuk Issued Without Public Offering I PT Bank BSI Tbk Year 2024 Phase III	December 20, 2024	12 Years	IDR	3.97 Billion

Until December 31, 2024, BSI has not issued any other securities; therefore, there is no information on the chronology of issuance and/or listing of other securities.

Information on the Use of Public Accounting (AP) and Public Accounting Firm (KAP) Services

Name of Public Accounting Firm	Rintis, Jumadi, Rianto & Partners' Accounting Office
Association Network	PwC
Financial Accounting Firm Address	Gedung WTC 3, Jl Jend. Sudirman Kav. 29-31, Lantai 34, 36-43, Jakarta 12920
AP Name	Lucy Luciana Suhenda
Financial Accounting Firm Assignment Period	4th Period
AP Assignment Period	1st Period

Audit Services	Audit Fee
Financial Report Audit	IDR5.950.000.000
Non-Audit Services	**Non-Audit Fee**
1. Default Letter & AUP Payment related to the issuance of Sustainability Sukuk 2. AUP PSA 62 31 December 2024 3. AUP Performance Evaluation Results Report 31 December 2024 4. Custodian AUP December 31, 2024	1. 3,500,000,000 2. 100,000,000 3. 100,000,000 4. 99,000,000

	Due date	Profit sharing	Payment Status	Rating	
				2024	2023
	June 26, 2036	0.55%	Not yet paid off	-	-
	June 24, 2025	6.65%	Not yet paid off	$_{id}$AAA (Pefindo)	-
	June 14, 2026	6.70%			
	June 14, 2027	6.80%			
	December 26, 2036	0.55%	Not yet paid off	-	-

Institutions
and/or Supporting Professions

CAPITAL MARKET INSTITUTIONS	**PT Bursa Efek Indonesia** Gedung Bursa Efek Indonesia Tower 1 Jl. Jend. Sudirman Kav. 52-53 Jakarta 12190 Indonesia Telp : (021) 5150515 Faks : (021) 5254153 *Website* : www.idx.co.id Services Provided: Annual Recording Services
	PT Kustodian Sentral Efek Indonesia Gedung Bursa Efek Indonesia Tower 1 lt.5 Jl Jend. Sudirman Kav 52-53 Jakarta 12190 Indonesia Telp : (021)5152855 Faks : (021)52991199 *Website* : www.ksei.co.id Services Provided: Securities Administration Management (Shares and Sukuk)
SECURITIES ADMINISTRATION BUREAU	**PT Datindo Entrycom** Jl. Hayam Wuruk No. 28, Lantai 2, Jakarta 10120 Telp : (021)3508077 Faks : (021)3508078 *Website* : www.datindo.com Services Provided: Stock Administration Services

NOTARY PUBLIC	**Ashoya Ratam, S.H., M.Kn.** Jl. Suryo No 54, Kebayoran Baru, Jakarta 12180 Telp : (021)-29236060 Faks : (021)-29236070
CORPORATE RATING AGENCY	**PT Fitch Ratings Indonesia** Prudential Tower Lantai 20, Jl. Jend. Sudirman Kav. 79 Jakarta 12910 Telp : (021) 57957755 Faks : (021) 57957750 *Website* : www.fitchratings.co.id Services Provided: Company Ratings
	PT Pemeringkat Efek Indonesia (PEFINDO) Panin Tower - Senayan City, Lantai 17, Jl. Asia Afrika Lot. 19 Jakarta 10270 Indonesia Telp : (021) 72782380 Faks : (021) 72782370 *Website* : www.pefindo.com Services Provided: Company Ratings
LEGAL CONSULTANT	**Assegaf Hamzah & Partners** Capital Place Level 36 & 37 Jl. Jend. Gatot Subroto Kav. 18, Jakarta Selatan - 12710 Telp : (021) 25557800
	Hadiputranto Hadinoto & Partners (HHP Law Firm) Pacific Century Place Level 35, Sudirman Central Bussiness District Lot 10 Jl. Jend. Sudirman Kav 52 - 53, Jakarta Selatan - 12190 Telp : (021) 29608888
	Hotman Paris & Partners The Kensington Commercial Blok A12 Jl. Bulevard Raya, Kelapa Gading Permai, Jakarta Utara
	Karimsyah Alamanda Tower, Level 27 Jl. TB. Simatupang Kav.23-24, Jakarta Selatan, 12340
	Dewan Syam & Partners Law Firm Jl. Cempaka Putih Raya No. 13A, Cempaka Putih Barat, Cempaka Putih, Jakarta Pusat 10520
	James Purba & Partners Wisma Nugra Santana, 8 Floor, Suite 1205 Jl. Jend. Sudirman, Kav. 7 - 8, Jakarta Pusat - 10220 Telp : (021) 570 3844
	SSF Law Firm and Partners Gedung Arva Lantai 3 Jl. Cikini Raya No. 60, Jakarta Pusat 10330 Telp : (021) 3905930
	Suhendra & Partners Jl. Pintu Air V No. 53 G, Kel. Pasar Baru, Kec. Sawah Besar, Jakarta Pusat - 10710 Telp : 08111573888
TRUSTEE	**PT Bank Negara Indonesia (Persero) Tbk** Gedung Grha BNI Jl. Jenderal Sudirman Kav. 1, Jakarta Pusat 10220 Telp : (021) 2511946 Faks : (021) 2511214
	PT Bank Tabungan Negara Indonesia (Persero) Tbk Menara 2 BTN Jl. H. R. Rasuna Said No. 1, Jakarta Selatan 12980 Telp : (021) 29069999

Awards
and Certifications

Awards

April 25, 2024



Islamic Finance News (IFN) 2024

Predicate
Best Islamic Bank in Indonesia

Giver
IFN

May 17, 2024



Mata Lokal Award

Predicate
Best CSR Communications

Giver
Tribun

May 23, 2024



Islamic Global Finance 2024

Predicate
Best Islamic Wealth Manager - Indonesia

Giver
The Digital Banker

May 23, 2024



Islamic Global Finance 2024

Predicate
Best New Islamic Wealth Management Product of the Year

Giver
The Digital Banker

June 13, 2024



Bisnis Indonesia Awards 2024

Predicate
Best Bank Sharia in Indonesia 2024

Giver
Bisnis Indonesia

July 9, 2024



14th Institutional Investor Corporate Awards 2024

Predicate
Best Islamic Finance Awards 2024

Giver
Alpha Southeast Asia

July 9, 2024



14th Institutional Investor Corporate Awards 2024

Predicate
Best Islamic Wealth Management Bank In Indonesia

Giver
Alpha Southeast Asia

July 24, 2024



IDX Channel Anugerah ESG 2024

Predicate
Major Award in the Financial and Investment Sector

Giver
IDX Channel

August 7, 2024



Katadata Green Initiative Awards 2024

Predicate
Katadata Green Initiative Awards 2024

Giver
Katadata

August 22, 2024



Gerakan Nasional Cakap Keuangan (GENCARKAN)

Predicate
Best KEJAR Implementation Bank in the Sharia Commercial Bank Category

Giver
OJK

September 3, 2024



7 Most Popular Brand of The Year

Predicate
Syariah Banking Category

Giver
Jawa Pos

September 12, 2024



Euromoney Awards fo Excellence 2024

Predicate
Indonesia's Best Digital Bank 2024

Giver
Euromoney

September 17, 2024



Global Islamic Finance Award 2024

Predicate
GIFA Market Leadership Awards (Perbankan Syariah)

Giver
GIFA

September 19, 2024



30 World's Most Trustworthy Companies 2024

Predicate
Kategori Bank Versi Newsweek dari 66 Bank Dunia

Giver
Newsweek

September 19, 2024



Anugerah ESG Republika 2024

Predicate
Best Practices in Regulation Compliance

Giver
Republika

October 17, 2024



Detikcom Awards 2024

Predicate
Syariah Bank Stock with the Highest Growth

Giver
Detikcom

October 22, 2024



Top 20 Financial Institution & The Fiance Awards 2024

Predicate
Top 20 Financial Institution 2024

Giver
The Finance

September 18, 2024



Bisnis Indonesia Financial Awards 2024

Predicate
The Most Efficient Bank - Bank Syariah

Giver
Bisnis Indonesia

November 19, 2024



Indonesia Most Reputable Companies

Predicate
State Owned Bank - Very Good

Giver
SWA

November 20, 2024



CNBC Indonesia Communication Strategist Awards

Predicate
Corporate Communication Strategist

Giver
CNBC

November 25, 2024



CGPI Award 2024

Predicate
The Most Trusted Company

Giver
SWA

December 10, 2024



IDX Channel Anugerah Inovasi Indonesia 2024

Predicate
Major Award for External Relations in Wealth Management Performance

Giver
IDX Channel

December 11, 2024



CNBC Indonesia Awards 2024

Predicate
Best in Class Sharia Wealth Management

Giver
CNBC

December 19, 2024



Kumparan Award

Predicate
Impact in Sharia

Giver
Kumparan

December 29, 2024



Bank Indonesia Award

Predicate
Best Supporting Syariah Bank for Monetary Control

Giver
Bank Indonesia

Certification

December 17, 2021 – December 16, 2024



SNI ISO 37001: 2016 Management System

Certification recipient
PT Bank Syariah Indonesia Tbk

Issued by
TUV Nord

December 22, 2022 – December 21, 2025



ISO 37301: 2021 Compliance Management System

Certification recipient
PT Bank Syariah Indonesia Tbk

Issued by
Chesna

June 05, 2023 – June 04, 2023



ISO 22301:2019 Business Continuity Management System

Certification recipient
PT Bank Syariah Indonesia Tbk

Issued by
BSI

September 12, 2023 – September 11, 2026



ISO 9001: 2015 Quality Managemet System

Certification recipient
PT Bank Syariah Indonesia Tbk

Issued by
LRQA

October 1, 2023 – September 30, 2026



ISO 9001: 2015 Quality Managemet System

Certification recipient
PT Bank Syariah Indonesia Tbk
IT Operation Group

Issued by
BSI

February 4, 2024 – Februari 3, 2027



ISO 9001: 2015 Quality Managemet System

Certification recipient
PT Bank Syariah Indonesia Tbk
Operations Development Group

Issued by
BSI

March 24, 2024 – March 23, 2027



ISO/IEC 27001:2022 Information Security Management System

Certification recipient
PT Bank Syariah Indonesia Tbk
Issued by
BSI



Information
Available on Website

The information on the PT Bank Syariah Indonesia Tbk website complies with the provisions governed by the Financial Services Authority Regulation No. 8/POJK.04/2015 concerning Issuer or Public Company Websites, including:

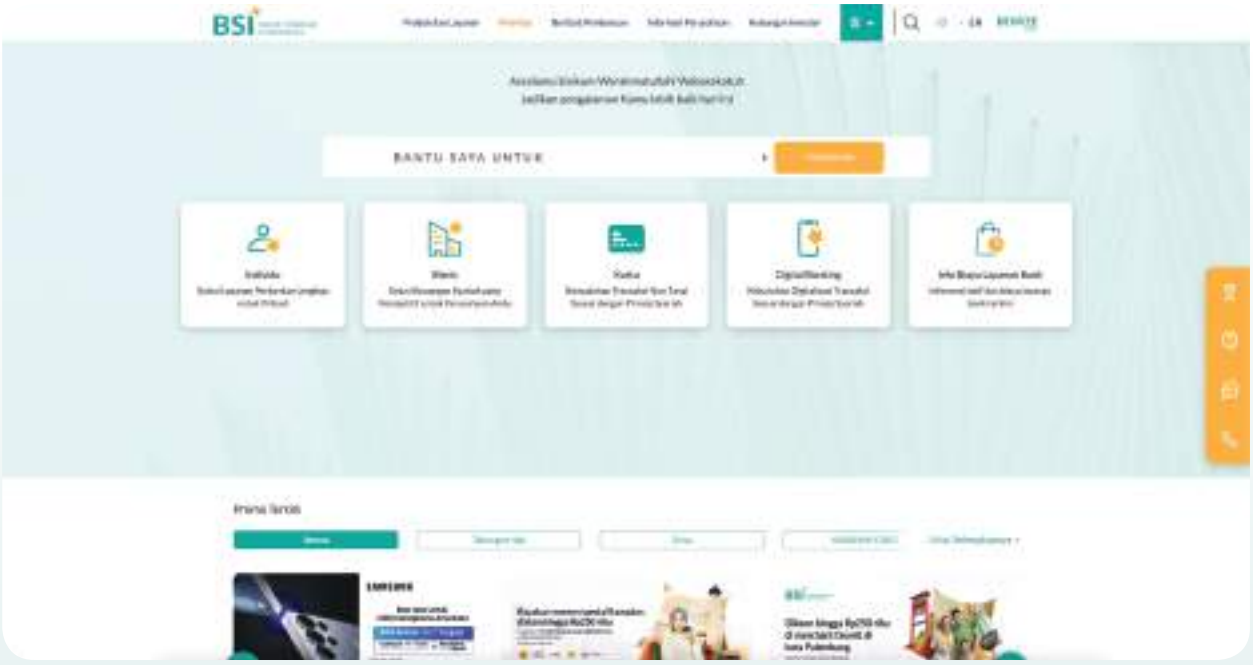

General Information for Issuers and Public Companies	Information for investors	Corporate Governance Information	Corporate Social Responsibility Information

Providing this information also demonstrates the principle of openness in corporate management, as outlined in Law No. 14 of 2008, dated April 30, 2008, concerning the Openness of Public Information. The public can access all of this information by visiting the website www.bankbsi.co.id:

Menu on the Website	
GENERAL INFORMATION	**www.bankbsi.co.id**
Name, address, and contact of head office/representative	www.bankbsi.co.id
A brief history of the company	https://www.bankbsi.co.id/company-information/tentang-kami
Organizational structure	https://www.bankbsi.co.id/company-information/tentang-kami
Ownership structure	https://www.bankbsi.co.id/company-information/struktur-kepemilikan
Profile of the Board of Directors, Board of Commissioners, Committees and Corporate Secretary	Profile of Directors & Board of Commissioners: https://www.bankbsi.co.id/company-information/direksi-dewan?corporateType=Dewan%20Direksi Committee Profile: https://www.bankbsi.co.id/company-information/tata-kelola Secretary Profile: https://www.bankbsi.co.id/company-information/tata-kelola/sekretaris_perusahaan
Name and address: Public accountant, securities rater, trustee, securities administration bureau, Articles of Association documents	Name and address: Public accountant, securities rater, trustee, securities administration bureau: https://www.bankbsi.co.id/company-information/profil-penunjang Dokumen Anggaran Dasar: https://www.bankbsi.co.id/company-information/tata-kelola/dokumen/anggaran_dasar
INFORMATION FOR INVESTORS	**https://ir.bankbsi.co.id/**
Public offering prospectus	https://ir.bankbsi.co.id/misc/Prospektus/Prospektus-Hijrah.pdf
Annual Report (5 years)	https://ir.bankbsi.co.id/annual_reports.html
Financial report	https://ir.bankbsi.co.id/financial_reports.html
Information on the General Meeting of Shareholders (GMS) at least include the agenda items discussed at the GMS, a summary of the minutes of the GMS, and information on important dates, i.e., the date of the announcement of the GMS, the date of the GMS invitation, the date of the GMS, and the date the summary of the minutes of the GMS is announced	https://ir.bankbsi.co.id/general_meeting.html
Share Highlights	https://ir.bankbsi.co.id/stock_chart_interactive.html
Bonds Highlights	https://ir.bankbsi.co.id/bond_info.html
Dividend Information	https://ir.bankbsi.co.id/dividend.html
Corporate Action Information	https://ir.bankbsi.co.id/corporate_action.html
Material Fact Information	https://ir.bankbsi.co.id/regulatory_filings.html
CORPORATE GOVERNANCE INFORMATION	**https://www.bankbsi.co.id/company-information/tata-kelola**
Charter of the Board of Commissioners, Board of Directors, Committees, and Internal Audit Unit	https://www.bankbsi.co.id/company-information/tata-kelola/komite/nominasi&remunerasi https://www.bankbsi.co.id/company-information/tata-kelola/komite/audit https://www.bankbsi.co.id/company-information/tata-kelola/komite/pemantau_resiko
Appointment/Dismissal, or vacancy of the Corporate Secretary and supporting information	https://www.bankbsi.co.id/company-information/tata-kelola/sekretaris_perusahaan
Internal Audit Charter	https://ir.bankbsi.co.id/misc/Piagam-Audit-Intern.pdf
Content of the Code of Conduct	https://www.bankbsi.co.id/company-information/tata-kelola/dokumen/kode_etik
Appointment and dismissal of the Audit Committee	https://www.bankbsi.co.id/company-information/tata-kelola/komite/audit
Description of the Nomination and Remuneration Procedure, if the Nomination and Remuneration Committee has not been established	https://www.bankbsi.co.id/company-information/tata-kelola/komite/nominasi&remunerasi
Risk Management Policy	https://www.bankbsi.co.id/company-information/tata-kelola/dokumen/kebijakan_management_resiko
Mechanism Policy on Violations Reporting System	https://www.bankbsi.co.id/company-information/tata-kelola/dokumen/whistle_blowing_system
Anti-Corruption Policy	https://www.bankbsi.co.id/company-information/tata-kelola/dokumen/kebijakan_anti_fraud
CORPORATE SOCIAL RESPONSIBILITY INFORMATION	**https://www.bankbsi.co.id/company-information/csr**
Environmental	https://www.bankbsi.co.id/company-information/csr
Employment, health, and safety practices	https://www.bankbsi.co.id/company-information/csr
Social and Community Development	https://www.bankbsi.co.id/company-information/csr
Product and/or Service Responsibilities and Supporting Information	https://www.bankbsi.co.id/company-information/csr



MANAGEMENT DISCUSSION AND ANALYSIS ON PERFORMANCE

04 »



Overall, BSI delivered outstanding performance in 2024, surpassing targets in nearly all key areas, including assets, financing, third-party funds, and net profit. This success reflects BSI's solid strategy in driving sustainable growth, maintaining asset quality, and enhancing operational efficiency. With these strong achievements, BSI remains optimistic about strengthening its position in the Islamic banking industry and navigating the challenges of 2025.

Economic Review

Global Economic Analysis

Presenting at World Economic Outlook (WEO) in January 2025, the International Monetary Fund (IMF) projected global economic growth in 2024 at 3.2% year-on-year (yoy), which slightly retarded than the previous year's growth of 3.3% yoy. The slowdown in global economic growth was particularly due to economic recovery in several countries, mainly in the Euro Area (EA) and Asia, which was against with initial forecasts.

Nonetheless, the United States (US) economy grew solidly, mainly supported by firm domestic demand that was in line with the relief of inflationary pressures. Meanwhile, economic growth in the EA seemed restrained, though inflation was on a downward trend. The restrained EA economic growth was mainly influenced by German's low-economic growth due to weakening manufacturing and export sectors, although consumption led to a recovery trajectory. In line with the EA, China's economic recovery was also hampered by the prolonged property crisis, though a number of expansionary policies had been implemented by the Chinese Government. The increase in China's net exports at the end of the year was unable to offset weak consumption and consumer confidence. India also grew lower than expected as its industrial activity declined. In addition, Japan also experienced a slowdown due to temporary supply disruptions.

In 2024, the Israeli-Palestinian geopolitical tension, escalating into a conflict between several countries in the Middle East, contributed in retaining global economic growth. The conflict among oil-producing regions triggered volatility in the commodity market, especially crude oil. In doing so, the price of Brent crude oil increased in October 2024 due to the shock of the sentiment of geopolitical tensions escalation. However, generally, commodity prices throughout 2024 continuously declined, which was in line with adequate supply amid relatively restrained demand. The relief of supply disruptions due to the decreasing intensity of the Russia-Ukraine conflict also supported the maintenance of commodity prices.

In accordance to these developments, global inflationary pressures started to decline. Inflation was on a gradual downward trend, including in developed countries, such as the US and the EA. However, the risk of inflation required to be alerted for, as it was indicated by the increase in inflation that re-occurred in Q4 of 2024. The downward trend in inflation had been responded by central banks in various countries by lowering their benchmark interest rates. The European Central Bank (ECB) lowered down its interest rates in June 2024, followed by the Fed, which lowered its benchmark interest rate in September 2024. The Fed fund rate (FFR) had fallen by 100 bps throughout 2024.

The interest rate cut initially encouraged capital inflows to Emerging Markets (EM). However, volatility and uncertainty in global financial markets increased again ahead of the US general election, in which Trump won the election. This condition prompted market concerns regarding protectionist policies in the US that could re-ignite the trade war and increase import tariffs, potentially increasing inflation rates again. This has an impact on expectations of a more gradual FFR cut, encouraging capital reversal, and again weakening the exchange rates of several countries.

On the other hand, the uncertainty caused by the escalation of geopolitical tensions and various other events increases the demand for safe haven assets, especially gold. This has an impact on the increase in gold prices quite significantly throughout 2024.

Source: World Economic Outlook International Monetary Fund, January 2025, Bloomberg

National Economic Analysis

Amidst the escalating pressure of global economic geopolitical tensions, the Indonesian economy showed resilience that grew steadily in 2024, by 5.03% yoy. This growth was mainly driven by domestic demand, which was robust during the contraction of net exports and in line with the decline in commodity prices and the global economic slowdown. Although domestic economic growth was also slightly restrained due to the decline in external demand, as reflected in the contraction of the manufacturing Purchasing Managers' Index (PMI) from the beginning of Q3-2024 to November 2024, consumer confidence and retail sales growth remained strong. Which was in accordance with the resilience of domestic demand.

Maintaining domestic demand was sustained by low and controlled inflation during 2024, so it supported people's purchasing power. The decline of the 2024 inflation was mainly driven by the relief of El Nino impact so that food supply was controlled. In addition, the adjustment of fuel prices (BBM) in line with the decline in world oil prices as well as the policy of reducing airplane and train ticket prices, also contributed to the decline in inflation. Moreover, the increase in global gold prices pushed up domestic gold and jewelry prices, so it drove core inflation.

Domestic investment also supported economic growth. Fiscal discipline that was maintained amid additional programs in the new government endorsed positive sentiment to attract investment. In addition, although external sector performance was relatively restrained, external resilience was maintained. It was seen from the trade balance, which recorded a surplus throughout the year and adequate foreign exchange reserves.

Low inflation accompanied by increasing uncertainty in the financial market had driven volatility in the Rupiah exchange rate. In this condition, domestic monetary policy maintained its focus on pro-stability. Bank Indonesia (BI) responded by raising the BI rate by 25 bps in April 2024 to 6.25%. As global pressures loosened and the Rupiah exchange rate strengthened, Bank Indonesia lowered the BI rate in September 2024 by 25 bps to 6.00%. However, the volatility of the Rupiah exchange rate had increased due to geopolitical and global economic uncertainty resulting from political developments in the US, so the focus of monetary policy directed at strengthening the stability of the Rupiah exchange rate. The BI rate is maintained at 6.00% until the end of the year. In addition, BI also continues to implement the triple intervention policy to maintain the stability of the Rupiah exchange rate, including through optimization of Bank Indonesia Rupiah Securities (SRBI), Bank Indonesia Foreign Currency Securities (SVBI), and Bank Indonesia Foreign Currency Sukuk (SUVBI) to attract inflow in the secondary market.

Contrastingly, nonresidents (foreign investors) recorded their inflows in the Government Securities (SBN) and stock markets. Outflows occurred in the SBN market in Q1-2024 and in the stock market in Q2-2024, while, in Q3-2024, both markets experienced consistent inflows. However, the outflow trend in both the stock and SBN markets re-occurred in Q4-2024, which was in accordance with increasing global uncertainty due to US' post-election political conditions.

Sources:
- Official Statistics News, Statistic Central Bureau, February 2025
- QIV-Monetary Policy Review, Bank Indonesia, February 2025

National Banking Industry Analysis

The dynamics of monetary policy changes throughout 2024 also affected the growth of national banking. Amidst pro-stability monetary policy with a 25 bps increase in the BI Rate in April 2024, the performance of the national banking industry was resilient. This condition was supported by pro-growth macro-prudential policies and maintained performance from business actors amid uncertainty

During 2024, the stability of the national banking sector was maintained amidst global and domestic economic dynamics. Banking intermediation performance continuously recorded positive growth with controlled risks. Banking Third Party Funds (DPK) were recorded growing by 4.49% yoy to IDR8,998 trillion, with demand deposits rising by 3.34% yoy, savings increasing by 6.76% yoy, and deposits expanding by 3.52% yoy. Banking liquidity remained adequate. It was reflected in the Liquid Assets/Non-Core Deposit (AL/NCD) ratio of 112.87% and Liquid Assets/Third Party Funds (AL/ DPK) of 25.59%, beyond the set threshold. In addition, the Liquidity Coverage Ratio (LCR) was recorded at 213.23%, indicating good liquidity resilience. The availability of adequate liquidity supported the growth of bank credit/financing. A number of BI macroprudential policies, such

as the Macroprudential Liquidity Incentive Policy (KLM), was enhanced in 2024 to encourage loan/financing to priority sectors (including down-stream, housing, tourism, and the creative economy) and increase financial inclusion and the green financial economy.

As of December 2024, banking credit grew 10.30% yoy, reaching IDR7,995 trillion. Investment credit was the main driver with a growth of 13.56% yoy, consumer credit raised 10.56% yoy, and working capital credit developed 8.24% yoy. Credit quality remained under control, with a gross Non-Performing Loan (NPL) ratio of 2.26% and a net NPL of 0.74%. Loan at Risk (LaR) showed improvement with a decline to 9.28%, which was lower than before the pandemic (9.93% in December 2019). Banking profitability was also maintained, where Return on Assets (ROA) reached 2.67%. Meanwhile, banking capital remained firm with a Capital Adequacy Ratio (CAR) of 26.69%, providing a sufficient benchmark in dealing with global uncertainty.

Source: Indonesian Banking Statistics, December 2024, Financial Services Authority (OJK), February 2025

Sharia Banking Industry Analysis

During 2024, sharia banking displayed positive growth. Total sharia banking assets reached IDR980.29 trillion, growing 9.88% yoy with a market share of 7.72% in December 2024. Sharia financing also increased 9.92% yoy to IDR643.55 trillion, while Third Party Funds (DPK) grew 10.09% yoy to IDR753.6 trillion.

Sharia banking liquidity was adequate, that was reflected in the Liquid Assets/Non-Core Deposit (AL/NCD) ratio of 154.52% and Liquid Assets/Third Party Funds (AL/DPK) of 32.09%, beyond the minimum limit. The Capital Adequacy Ratio (CAR) of sharia banking was recorded at 25.30%. Sharia banking profitability was maintained with a Return on Assets (ROA) of 2.04%. Financing risk remained under control, with a gross Non-Performing Financing (NPF) ratio of 2.12% and a net NPF of 0.79%. Sharia banking continuously adapted to affirm the sharia financial ecosystem through various strategic policies.

To strengthen the competitiveness and development of sharia banking, OJK had set five key focuses for the development of sharia banking for the 2024–2025 period. The focus included the consolidation of sharia banks, the establishment of the Sharia Financial Development Committee (KPKS), and the preparation of guidelines for product innovation, strengthening the role of sharia banks in the sharia economic ecosystem, and increasing the contribution of sharia banks in the development of MSMEs. To support this strategy, OJK launched three new product guidelines, which were designed to expand and strengthen the sharia banking product portfolio. The guidelines included Mudarabah Financing Products, Implementation of Sharia Restricted Investment Accounts (SRIA) with the Mudharabah Muqayyadah contract, and Implementation of Cash Waqf Linked Deposits (CWLD). These guidelines were expected to encourage innovation, increase competitiveness, and strengthen the position of sharia banking in the national market.

Source: Indonesian Banking Statistic, December 2024, Financial Services Authority (OJK), February 2025

Analysis of BSI Position In the Banking Industry

The comparison of BSI's performance with the Islamic banking industry and the overall banking industry is presented as follows:

Table of Banking Industry, Islamic Banking Industry, and BSI Performance

(in billion)

Performance	Banking Industry			Sharia Banking Industry			BSI		
	December 2024	December 2023	Growth	December 2024	December 2023	Growth	December 2024	December 2023	Growth
	millions	millions	%	millions	millions	%	millions	millions	%
Assets	12,690,663	11,983,999	5.90%	980,295	892,163	9.88%	408,613	353,624	15.55%
Financing	7,994,621	7,248,059	10.30%	643,546	585,461	9.92%	278,481	240,316	15.88%
Funding	8,997,539	8,611,108	4.49%	753,599	684,519	10.09%	327,454	293,776	11.46%

Source:
- Indonesian Banking Statistic, December 2024, Financial Services Authority (OJK), February 2025 (analyzed)
- BSI Financial Statements as of December 2024 (analyzed)

Chart of Banking Industry, Sharia Banking Industry, and BSI Performance Growth

(In %)

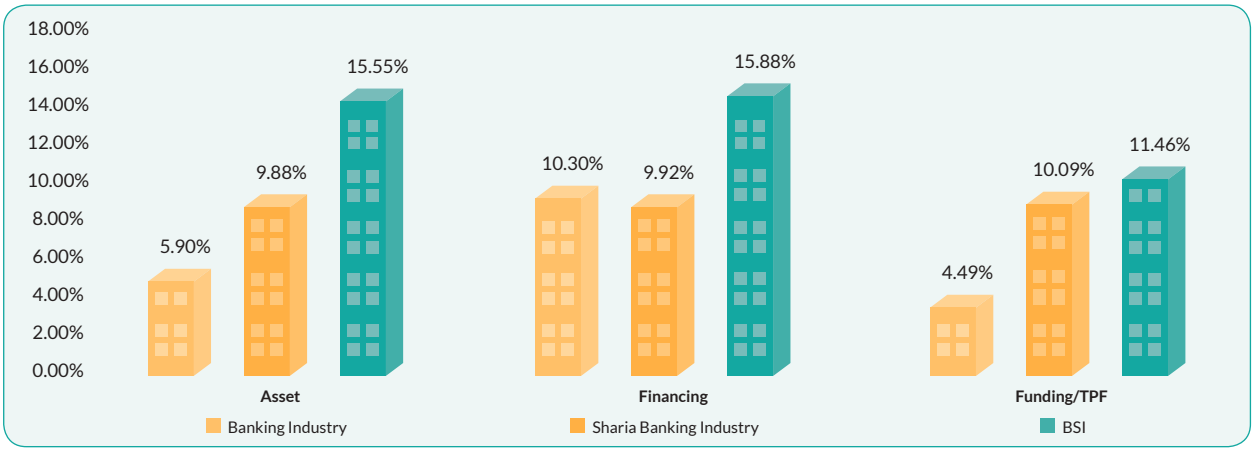

The performance of both Sharia Banking Industry and BSI showed positive growth based on the financial statements as of December 2024 than financial statements as of December 2023. This data covered five key indicators, such as assets, financing, and funding, with a focus on annual growth (yoy). The sharia banking industry experienced a significant increase, with asset growth of 9.88%, financing of 9.92%, and funding of 10.09%. This increase reflected the increasing role of sharia banking in the national economy. BSI recorded higher growth than the average sharia banking industry, mainly in assets of 15.55%, financing of 15.88%, and net profit, which soared at 22.83%. It indicated success in expanding business, increasing operational efficiency, and optimizing financial strategies. Overall, sharia banking continuously grew with a positive trend, and BSI had succeeded in strengthening its position as the market leader in the Indonesian sharia banking industry. The following is a further analysis based on the presented data.

1. **Assets**
   The banking industry recorded an asset growth of 5.90% from IDR11,983.99 trillion in December 2023 to IDR12,690.66 trillion in December 2024. Then, the sharia banking industry experienced an increase of 9.88%, from IDR892.16 trillion to IDR980.30 trillion. This growth was higher than the conventional banking industry. BSI recorded an asset growth of 15.55%, which was higher than the average sharia banking industry. It indicated a more aggressive performance in business expansion.
2. **Financing**
   The banking industry showed a financing growth of 10.30%, from IDR7,248,06 trillion in 2023 to IDR7,994,62 trillion in 2024. The sharia banking industry recorded an increase of 9.92%, from IDR585,46 trillion to IDR643,55 trillion, indicating an increase in fund distribution by sharia banks, although it was lower than conventional banks. BSI recorded the highest financing growth, at 15.88%, from IDR240,32 trillion to IDR278,48 trillion. It was more aggressive expansion than the sharia banking industry, in general.
3. **Funding**
   The banking industry recorded a 4.49% growth in DPK, from IDR8,611.11 trillion to IDR8,997.54 trillion. Meanwhile, the sharia banking industry recorded an increase of 10.09%, from IDR684.52 trillion to IDR753.60 trillion, indicating a higher level of trust in sharia banks in raising funds. BSI documented an 11.46% increase in DPK, from IDR293.78 trillion to IDR327.45 trillion, representing strong liquidity growth.

Overall, the national banking industry experienced positive growth in 2024 with a soundness expansion rate. Sharia banking grew more rapidly in several aspects, especially in fundraising and financing. BSI, the largest Sharia Bank in Indonesia, showed a more aggressive performance with higher growth than the average sharia banking industry. The high increase in equity and net profit at BSI showed the success of the expansion strategy and increased profitability.

Operational Review

Bank Strategy

To encourage the development of business capabilities and achievements, the strategic focus implemented by BSI in 2024 was as follows:

1. **Sustainable and Soundness Business Growth**
   BSI continuously implemented strategies that had provided added value to the bank's performance, such as managing financing growth in a sustainable and soundness manner, by targeting segments that had good quality with optimal returns, such as consumers, pawnshops, and gold installments. BSI also strengthened funding by increasing payroll acquisitions, Wadiah savings, business savings, and hajj savings as well as increasing fee-based income.
2. **DPK Optimization and Liquidity Management**
   To maintain liquidity at an optimal level with maintained profitability, BSI implemented a retail fund expansion strategy, especially in savings products, maintaining the concentration of core depositors, and exploring other funding opportunities, such as Sukuk issuance.
3. **Ecosystem Penetration**
   BSI accelerated business growth by focusing on penetration in 6 (six) leading ecosystems, including household, education, spiritual and charity, government spending, healthcare, and investment by offering products and services, which met customer needs.
4. **Digital and Transaction Banking**
   BSI continuously improved digitalization in the banking business by increasing active mobile banking users, shifting transactions from branches to electronic and digital channels, and digitalizing business processes to accelerate customer service SLAs and increase the Bank's fee-based income. In addition, BSI strived to implement a customer-centric organization by understanding customer profiles better so that it can provide more comprehensive product and service solutions through strengthening data analytics, increasing digital adoption, and intensifying existing customers.
5. **Efficiency and Productivity Enhancement**
   BSI continued network arrangement, especially arrangement of office networks that were overlapping, equal distribution of locations (coverage), and evaluation of low-performing offices. To increase employee productivity, BSI redeployed its employees from support/service/operation units to business units accompanied by upskilling and reskilling of employee capabilities.

To support the implementation of the 5 (five) strategic focuses, BSI strengthened fundamental enablers, such as strengthening organizational management, stabilization and upgrading Core Banking, improving IT cybersecurity, strengthening network and information security, developing and operating IT, collaborating with third parties to meet the criteria for ensuring data security and confidentiality, preparing Business Continuity Management (BCM) procedures, and implementing the principles of Environmental, Social, Governance, Risk and Compliance (ESGRC) to support the Sustainable Development Goals (SDG).

In order to work on the potential of the global market, BSI established a Branch Office in Dubai. In addition, BSI planned to open a network of overseas offices in Saudi Arabia with the aim of optimizing the hajj and umrah business. As one of the strategies for optimizing long-term liquidity, BSI issued sustainable securities up to IDR10 trillion, which were issued periodically according to the Bank's needs. Moreover, BSI explored opportunities for inorganic growth, including through integration with sharia business units, collaboration with third parties, such as joint ventures, strategic partnerships, and equity participation.

Marketing Aspect

Marketing Strategy

Heading into its 4th (fourth) year of post-merger of the three largest sharia banks in Indonesia, such as Bank Syariah Mandiri, BSI Syariah, and Bank BRI Syariah, Bank Syariah Indonesia (BSI) sharpens its presence to be the main choice of sharia bank for Indonesian, having taking side by side with other commercial banks. BSI's presence, which is easy to find both offline and online as well as through promotional materials and advertisements, has made BSI increasingly well-known in the community.

Currently, BSI has launched a new superapp, such as Byond by BSI, which provides convenience for customers in making transactions and using banking services. In 2024, BSI targeted Brand Equity growth to 0.9 and Brand Awareness to 21%

The 2024 strategic focus continuously implemented as the realization of sustainability from the previous year's strategy:

1. **Mapping Customer**
   Mapping Customer was divided into two, such as target business and target audience.
   a. Target business was a customer segment that was expected to generate a higher contribution margin such as State Civil Apparatus (ASN), SEO Employees, Retirees, Hospital Ecosystems, MSMEs and Professionals.
   b. Target audience was a group of people, who were the key targets of communication, including Gen Z, Millennials.
2. **Mapping Product Champion**
   BSI conducted a marketing strategy by creating a house of strategy, such as brand strengthening and business growth through two pillars of strategy, such as product heroes and socialization. The following are product heroes that were the focus of the 2024 marketing strategy as follows:
   a. BSI Mobile
   b. BYOND by BSI
   c. Cicil Emas dan Gadai Emas
   d. BSI Griya
   e. BSI Mitraguna Berkah
3. **Integrated Marketing Communication (IMC)**
   IMC was carried out based on customer mapping and product champion mapping strategies. The 'hero product' campaign activity was conducted according to the target audience and business target that has been set. The IMC approach was implemented through integrated promotional activities, such as the #LevelUpRamadanmu campaign and the BYOND by BSI campaign.
   a. **BSI Mobile #LevelUpRamadanmu**
      The #LevelUpRamadanmu campaign promoted BSI Mobile and BSI Card products with the target audience of Gen Z and Millennials. A series of promotional activities were carried out starting from Above The Line (ATL) through television media, newspapers/ magazines, videotron/OOH on public transport and Eid homecoming routes, and radio in targeted cities. Then Below The Line (BTL) through offline events BSI Gema Ramadan (open booths at Mosques) and BSI Homecoming Service Posts (open booths at Eid homecoming rest areas), and supported by digital marketing activities through influencer marketing, such as using brand ambassadors comprising of Halilintar and Aurel Hermansyah and collaboration with KOLs, such as the owner of Bittersweet By Najla to create Ramadan hampers (brand ambassadors and KOLs), Over The Top (OTT), digital ads, publishers, and social media activation.
   b. **BSI Mitraguna Berkah**
      BSI Mitraguna Berkah products had a more specific business target, such as the Fixed Income Group (Golbertap), in this case especially the State Civil Apparatus (ASN), SEO Employees, and Private Employees. Promotional activities were more direct marketing and used targeted media. Below The Line (BTL) promotional activities included direct visits to customers or to work units (satker) of related agencies, implementation of mini expo events by taking themes that were beneficial to employees. Meanwhile, Above The Line (ATL) promotions were carried out through office lift branding and for digital promotions using influencer marketing that was in accordance with the niche audience (collaboration with KOLs) and digital ads with audience targeting.
   c. **BSI Griya dan BSI Oto**
      BSI Griya and BSI Oto products were financing products with a target audience that had an interest in property and automotive. Promotional activities were through Below The Line (BTL) include creating mini expos in malls and sponsorship programs, such as BSI Oto's participation in the 2024 Gaikindo Jakarta Auto Week event. Meanwhile, Above The Line (ATL) promotions were carried out through office lift branding and for digital promotions using influencer marketing such as Bapak2.id at the 2024 Gaikindo Jakarta Auto Week event and digital ads that target the interests of the target audience.
   d. **BSI Cicil Emas dan Gadai Emas**
      BSI Cicil Emas and Gadai Emas products had a target audience in the suburbs and rural areas. To reach the target audience, promotional activities were carried out through Above The Line (ATL), such as radio in cities that were the target of promotion and can reach rural areas.
   e. **BYOND by BSI**
      The latest SuperApp from BSI, BYOND by BSI, had a target audience of Gen Z and Millennials like BSI Mobile. To drive awareness of BYOND by BSI during the launching phase, promotional activities were carried out through Above The Line (ATL), Below The Line (BTL) and digital marketing. Above The Line (ATL) promotion was carried out through out of home media, such as branding public transport and LED roadside at strategic locations in the capital city, branding landmarks in big cities, branding BSI branch offices, branding cars and transportation buses, and videotrons/billboards

in strategic cities. In addition, ATL promotion was carried out through sponsorship of television programs, newspapers/magazines, and radio. SuperApp BYOND by BSI was closely related to digital media, so promotional activities through digital marketing were carried out through various social media ads platforms, digital ads, publishers, Over The Top (OTT), WhatsApp blast, and influencer marketing. Influencer marketing is carried out using the Collaboration of KOLs and brand ambassadors of BSI, including Atta Halilintar - Aurel Hermansyah, Ragnar Oratmangoen, and Titi Kamal - Christian Sugiono. Promotion through Below The Line (BTL) was carried out with the BYOND by BSI and BYONDay launching events at the car free day event in Jakarta. In addition, mall activation was carried out at 6 (six) malls in Jakarta to ease the target audience to activate their BYOND by BSI accounts.

4. **Event and Activation**
   As the largest sharia bank in Indonesia, BSI continuously committed to improve sharia financial literacy and inclusion by actively participating in regulatory events, such as events organized by Bank Indonesia (BI) and the Financial Services Authority (OJK), to introduce sharia financial services to the public. Additionally, BSI also held large-scale signature events, such as the BSI International Expo, which supported the strengthening of the Sharia Ecosystem. This event was a forum for education and collaboration, presenting workshops, sharia financial product exhibitions, and talk shows with experts. To support MSMEs empowerment, BSI had launched programs, such as BSI Entrepreneurial Talent and Aceh Muslim Preneur. Both were designed to empower MSMEs through sharia business training, business mentoring, and access to Islamic financial products. Through this step, BSI played an active role in building an inclusive Islamic economic ecosystem, while supporting the growth of MSMEs as an important pillar of the Indonesian economy. These various initiatives were some examples of BSI's commitment to improve Sharia financial literacy and inclusion in Indonesia. Furthermore, BSI hoped that these major initiatives could grow BSI brand in the future.
5. **Brand Ambassador**
   Brand ambassadors were used to increase brand awareness and product awareness of the audience towards BSI. Currently, BSI had content creators Atta Halilintar, Aurel Hermansyah and Football Athlete Ragnar Oratmangoen as brand ambassadors, who actively promoted BSI products. The use of brand ambassadors had succeeded in increasing impressions and audience engagement on digital media and enhancing business achievements, such as BSI Tabungan Haji and Kurban products, which increased after being promoted by Ragnar Oratmangoen.

Market Share

BSI, a sharia bank, specifically has competition with all sharia banks and generally deals competition with all banks in Indonesia in determining market dominance. The business competition can be seen based on assets, financing, funding.

Table of BSI Market Share compared to Sharia Banking Industry

(in IDR billions)

Sharia Banking Industry Market Share	Detail	December 2024	December 2023	Increase/ Decrease
Assets	BSI	408,613	353,624	54,989
	Sharia Banking Industry	980,295	892,163	88,132
	Market Share	41.68%	**39.64%**	**2.05%**
Financing	BSI	278,481	240,316	38,165
	Sharia Banking Industry	643,546	585,461	58,085
	Market Share	43.27%	**41.05%**	**2.23%**
Funding/DPK	BSI	327,454	293,776	33,678
	Sharia Banking Industry	753,599	684,519	69,080
	Market Share	43.45%	**42.92%**	**0.53%**

Source:
- Indonesian Banking Statistic, December 2024, Financial Services Authority (OJK), February 2025 (analyzed)
- BSI Financial Statements as of December 2024 (analyzed)

Chart of BSI Market Share compared to Sharia Banking Industry as of December 2024

(In %)

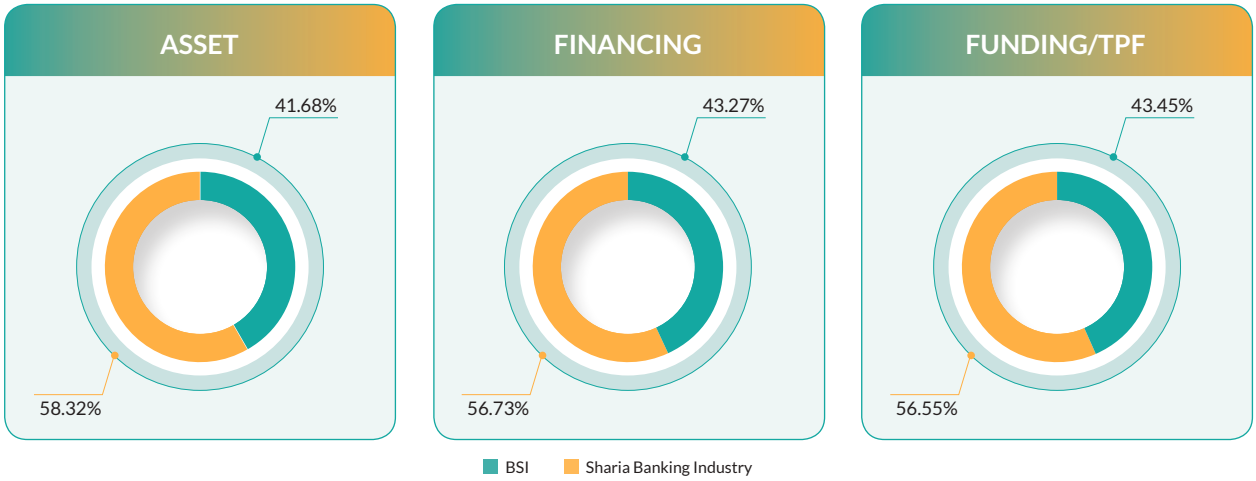

Chart of BSI Market Share compared to Sharia Banking Industry as of December 2023

(In %)

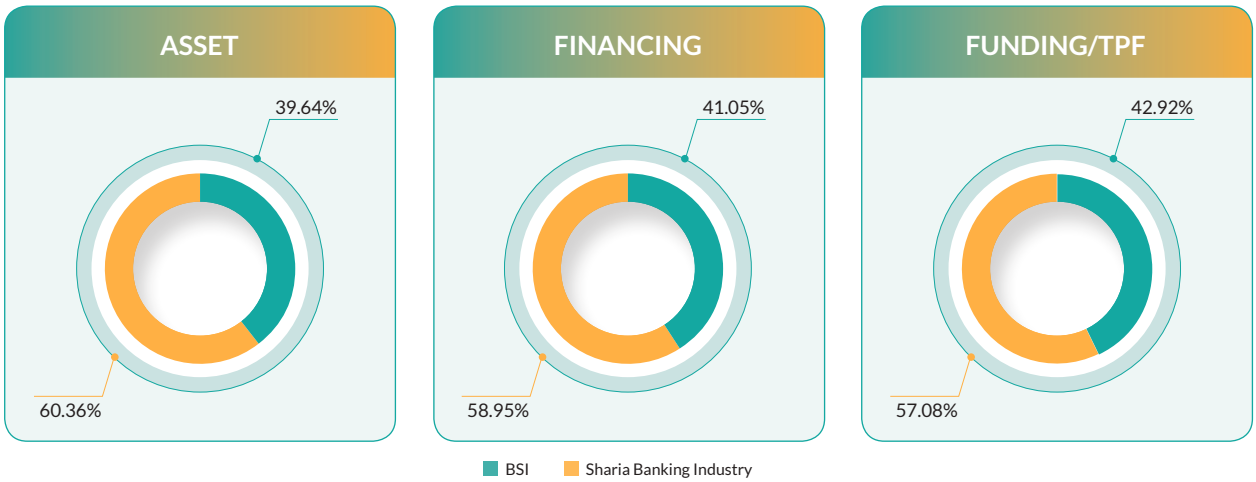

In 2024, BSI showed solid performance with an increase in market share in terms of assets, financing, and DPK.

- BSI's asset market share in December 2024 reached 41.68%, which increased than December 2023 of 39.64%. BSI's assets grew yoy to IDR54.99 trillion, reflecting BSI's effective strategy in increasing capacity and competitiveness in the sharia banking industry.
- BSI's financing market share also recorded significant growth, reaching 43.27% in December 2024. This figure increased from 41.05% in December 2023. This showed BSI's success in expanding its financing portfolio to strategic sectors that supported the growth of the sharia economy in Indonesia.
- BSI's DPK market share reached 43.45% in December 2024, which increased from December 2023 of 42.92%. BSI had successfully maintained the stability of fundraising with product innovation strategies and increased customer trust through better services. This was in line with the development of digital services that continued to be a priority, including the launch of new features on Superapps BYOND by BSI that facilitated transactions and increase customer convenience in performing banking activities.

Table of BSI Market Share compared to Banking Industry

(in IDR billions)

Banking Industry Market Share	Detail	December 2024	December 2023	Increase/ Decrease
(1)	(2)	(3)	(4)	(5) = (3)-(4)
Assets	BSI	408,613	353,624	54,989
	Banking Industry	12,690,663	11,983,999	706,664
	Market Share	3.22%	**2.95%**	**0.27%**
Financing	BSI	278,481	240,316	38,165
	Banking Industry	7,994,621	7,248,059	746,562
	Market Share	3.48%	**3.32%**	**0.17%**
Funding/DPK	BSI	327,454	293,776	33,678
	Banking Industry	8,997,539	8,611,108	386,431
	Market Share	3.64%	**3.41%**	**0.23%**

Source:
- Indonesian Banking Statistic, December 2024, Financial Services Authority (OJK), February 2025 (analyzed)
- BSI Financial Statements as of December 2024 (analyzed)

Chart of BSI Market Share compared to Banking Industry as of December 2024

(In %)

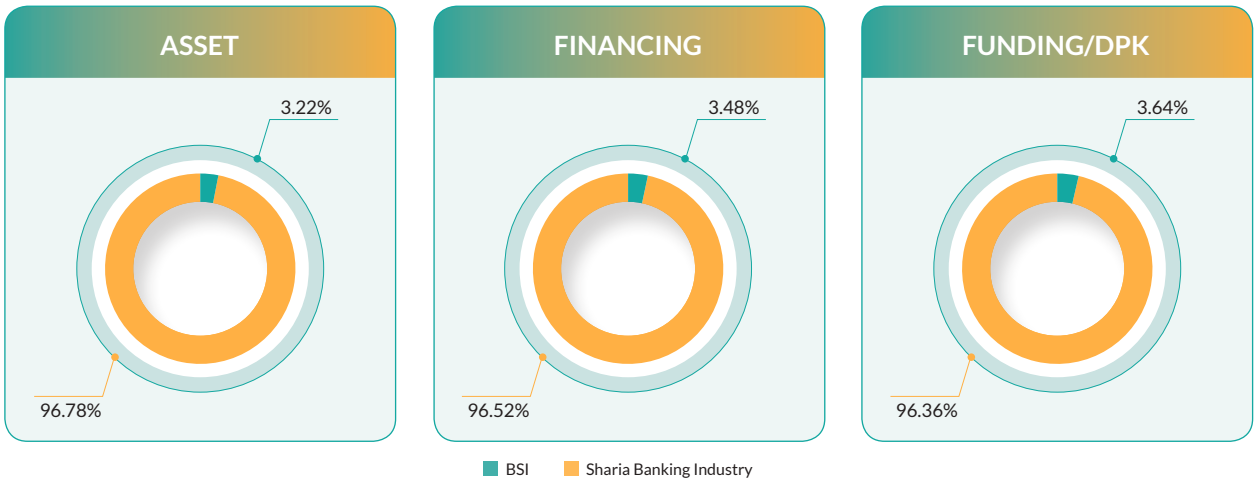

Chart of BSI Market Share compared to Banking Industry as of December 2023

(In %)

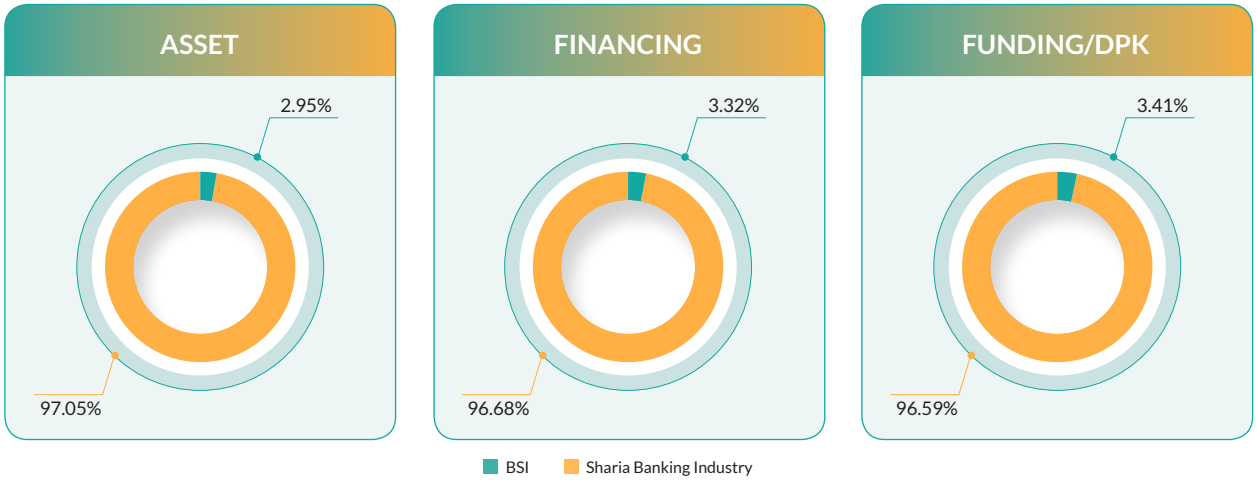

Amidst the tight competition in the sharia banking industry, BSI also has competition with all national banks in Indonesia. In 2024, BSI showed solid performance with an increase in market share in three main indicators, such as assets, financing, and DPK.

- BSI's market share based on assets in the national banking industry reached 3.22% in December 2024, increasing than the same period in 2023. This increase reflected BSI's effective strategy in increasing capacity and competitiveness, though it was in the mid of tight competition with the national banking industry.
- BSI's financing market share in December 2024 reached 3.48%, increasing from the same period in 2023 of 3.32% and indicating growth from the previous year because BSI expanded its financing portfolio to strategic sectors that supported the growth of the sharia economy in Indonesia.
- BSI's DPK market share reached 3.64% in December 2024, improving from the same period in 2023 of 3.41%. This achievement illustrated BSI's success in maintaining the stability of fund collection through product innovation and increasing customer trust.

Cutsomer Complaints Management

Procedures for BSI customer complaints management can be seen below:

Customer Complaint Handling
Bank Syariah Indonesia



1. Customers can submit complaints verbally through BSI Call 14040 and receive a complaint reference number. Written complaints can be submitted through all **Bank Syariah Indonesia branch offices, the Head Office, BSI Mobile, BYOND by BSI, and email: contactus@bankbsi.co.id.**
2. Customer complaints will be processed by Bank Syariah Indonesia's complaint handling unit.
3. Customers will receive a resolution update within a maximum of 10 working days, which may be extended for another 10 working days if necessary.

Complaint Submission Requirements

Types of Customer Complaints	Customer	Customer Representatives
Verbal Complaints (BSI Call 14040)	**Required Documents:** • Valid customer identification • Other supporting documents related to the complaint	Not allowed
Written Complaints Branch Offices, Head Office, Letter, Email: contact us@bankbsi.co.id, BSI Mobile.		**Required Documents** • Original and photocopy of the representative's valid identification • Stamped power of attorney stating that the customer grants authority to an individual, institution, or legal entity to act on their behalf • Other supporting documents related to the complaint

"Customers may also submit complaints through the Alternative Dispute Resolution Institution (LAPS), Bank Indonesia's mediation services, or the Financial Services Authority (OJK) if the complaint has already been attempted to be resolved by Bank Syariah Indonesia."

In 2024, there were 359,280 complaints across various transaction types, consisting of 8,390 complaints related to external crimes, 12,357 product-related complaints, and 338,533 complaints concerning processes/transactions and facilities, all of which have been resolved.

Table of Complaints Management Publication

No	Type of financial transaction	Completed		On Process		Not Completed		Number of Complaints
		Number	Percentage	Number	Percentage	Number	Percentage	
1.	External Crimes	8,390	2.34%	-	-	-	-	8,390
2.	Products	12,357	3.44%	-	-	-	-	12,357
3.	Processes/Transactions and Facilities	338,533	94.23%	-	-	-	-	338,533
Total		359,280	100.00%	-	-	-	-	**359,280**

Operational Review Per Business Segment

The discussion of performance per segment in this annual report is prepared in accordance with the "segment information" notes presented in BSI's Audited Financial Statements.

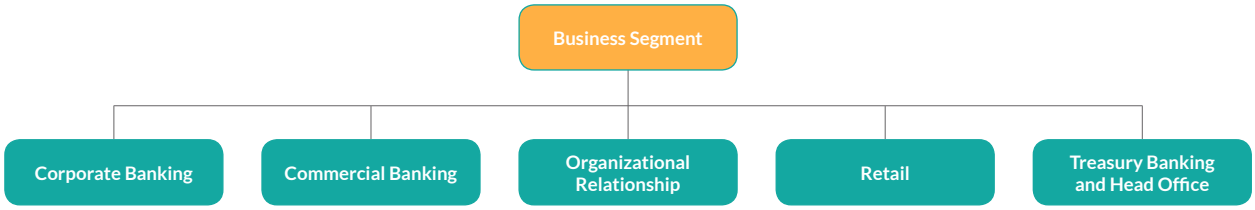

In 2022, the Bank implemented changes to the presentation of operating segments used in the internal management performance report. The Bank had identified and disclosed financial information based on the main business segments, which were divided into Corporate Banking, Commercial Banking, Institutional Relations, Retail, and Treasury Banking and Head Office groups.

Business Segment

Corporate Banking

The Corporate Banking segment served business entities, such as State-Owned Enterprises and their subsidiaries, state institutions, multinational companies, banks and non-bank financial institutions (including non-linkage venture capital), syndicated financing, public companies, and securities companies.

An explanation of each Corporate Banking product has been presented in the Profile section of the Products and Services Sub-Chapter in this Annual Report.

CORPORATE BANKING COMPETITIVE ADVANTAGES AND INNOVATION

BSI Corporate Banking continues to develop products, solutions, and services to meet customer needs, creating mutually beneficial synergy between customers and BSI. This strengthens BSI's competitive advantage in the Corporate Banking segment, positioning itself as a strategic partner for its target market, which includes State-Owned Enterprises (BUMN) and leading conglomerate companies in Indonesia. This advantage stems from our commitment to providing innovative and flexible Sharia-based banking solutions, tailored to each customer's needs.

CORPORATE BANKING STRATEGY IN 2024

To address challenges while maximizing opportunities, Corporate Banking has implemented the following strategies:

1. Focus on growth in State-Owned Enterprise (BUMN) customers and sustainable conglomerate companies while maintaining prudent banking principles and distributing financing in accordance with best practices in the banking industry.
2. Develop the customer ecosystem comprehensively by leveraging strong relationships with customers so that the Retail segment can penetrate the business market and utilize the potential within Corporate segment customers.
3. Develop the organizational structure and enhance the competence of human resources in the Corporate Banking segment to align with the industry and capture existing business opportunities.

CORPORATE BANKING PRODUCTIVITY, REVENUE, AND PROFITABILITY

Information on the productivity, revenue, and profitability of Corporate Banking over the past two years is presented as follows.

Table of Corporate Banking Segment Performance

(in IDR millions)

Description	2024	2023	Growth	
			Nominal	%
(1)	(2)	(3)	(4) = (2)-(3)	(5) = (4)/(3)
Total Financing	58,719,889	54,541,919	4,177,970	7.66%
NPF %	2.24%	2.79%	-	(0.55%)
Total Funding/TPF	21,619,859	22,354,117	(734,258)	(3.28%)
Net Fund Management Income	1,076,107	1,187,969	(111,862)	(9.42%)
Other Business Income	374,100	358,216	15,884	4.43%
Operating Expenses	(151,526)	(134,737)	(16,789)	12.46%
Provision for Impairment Losses (CKPN)	(109,297)	(336,193)	226,896	(67.49%)
Profit After Zakat and Tax	904,526	820,783	83,743	10.20%

Corporate Banking segment financing in 2024 amounted to IDR58.72 trillion, marking an increase of 7.66% compared to IDR54.54 trillion in 2023. On the other hand, funding in the Corporate Banking segment experienced a 3.28% decrease, from IDR22.35 trillion in 2023 to IDR21.62 trillion in 2024. This decline was primarily due to a IDR1.78 trillion reduction in demand deposits.

Net fund management income for the Corporate Banking segment in 2024 stood at IDR1.08 trillion, a 9.42% decrease from IDR1.19 trillion in 2023. Meanwhile, profit after zakat and tax in 2024 reached IDR904.53 billion, reflecting a 10.20% increase from IDR820.78 billion in 2023. The growth aligns with the IDR4.18 trillion increase in total financing for the Corporate Banking segment in 2024.

CORPORATE BANKING BUSINESS PROSPECTS AND STRATEGY IN 2025

In 2025, Corporate Banking will remain focused on high-potential business sectors with strong quality. Additionally, the segment will continue to enhance business processes for greater efficiency while maintaining prudential principles to provide the best service to customers. Furthermore, Corporate Banking will leverage the BeWize platform to optimize customer value chains and transactional banking, aiming to increase fee-based income in 2025 and beyond.

Commercial Banking

The Commercial Banking segment served business entities, such as LOEs and its subsidiaries, local governments, hospitals (except as regulated in special products), state and private universities (foundations that own universities).

An explanation of each Commercial Banking product has been presented in the Profile section of the Products and Services Sub-Chapter in this Annual Report.

COMMERCIAL BANKING COMPETITIVE ADVANTAGES AND INNOVATION

The 2024 Commercial Banking competitive advantages and innovation were as follows:

1. **Lead Collaboration with MUF in Joint Financing**
   Commercial Banking was the Business Unit (BU) that led the development of cooperation with MUF in joint financing for the Wholesale Segment, such as Commercial and Corporate.

2. **Retail and Consumer Business Collaboration**
   Commercial Banking was the entry point in terms of retail and consumer business, which had an impact on DPK and financing.
3. **Hospital Business financing top branding**
   Commercial Banking represented BSI as an advanced bank in managing Hospital financing business, with a portfolio of IDR7.82 trillion and managing ± 500 Hospital customers.
4. **Highest DPK Impact**
   Commercial Banking was a financing business unit that provided the highest DPK impact among other financing business units with an average of 63% (DPK Pby ratio) during 2024.

COMMERCIAL BANKING STRATEGY IN 2024

The 2024 Commercial Banking strategy was as follows:

1. **Target Segment**
   a. **Indonesian Top Player Acquisition**
      - Non-150 richest conglomerates/business groups.
      - Potential non-debtor existing DPK customers (collaboration with managing branches).
      - Prominent entrepreneurs in each RCB/ACB region (Local Champion).
      - Collaboration with wealth/priority customer management branches, who were entrepreneurs.

   b. **Layer 2 (L2) from BSI Corporate Business Customers**
      - The target was L2 from ± 113 Corporate Business customers with smooth status/according to Corporate Business recommendations.
      - Intensive coordination with Corporate Business 1 (CB1), Corporate Business 2 (CB2), Corporate Business 3 (CB3) to be explored and given access to L2 from potential existing managed customers.
2. **People Organization**
   a. **Employee Capabilities Improvement**
      - Procurement of training and mandatory banking competency certification as per positional layer.
      - Collaboration with Risk Unit Pairing and BSU in making training syllabus focusing on financing sector.
      - Conducting mastery focus update to prominent economic sectors.

   b. Reward and Benefit for Outstanding Employees
      - Promotion and transfer systems in accordance with proper talent pooling.
      - Reward provision to outstanding employees in accordance with their needs, such as Umra, Scholarship, and so forth.
3. **Product/Program**
   a. Continuous and dynamic improvement of SPB core, including SPB Commercial Financing, SPB Segmentation, and MP/PTO that affected the achievement of Commercial Segment business.
   b. Designation of potential financing programs (if required).
   c. Creation of programs related to financing pricing and benefits for customer takeover/retention.
4. **Campaign**
   a. Event sponsorship, which was an event that usually came from requests from customers/potential customers/ business community.
   b. Gathering/vendor gathering
   c. Potential customers/groups that collaborated with other related Business Units.

PRODUCTIVITY, REVENUE, AND PROFITABILITY OF COMMERCIAL BANKING

Information on the productivity, revenue, and profitability of the Commercial Banking segment over the past two years is presented as follows.

Table of Commercial Banking Segment Performance

(in IDR millions)

Description	2024	2023	Growth	
			Nominal	%
(1)	(2)	(3)	(4) = (2)-(3)	(5) = (4)/(3)
Total Financing	18,497,916	12,969,097	5,528,819	42.63%
NPF %	2.28%	3.05%	-	(0.78%)
Total Funding/TPF	12,013,780	6,990,589	5,023,191	71.86%
Net Fund Management Income	463,841	360,522	103,319	28.66%
Other Business Income	198,027	104,025	94,002	90.36%
Operating Expenses	(215,341)	(153,841)	(61,500)	39.98%
Provision for Impairment Losses (CKPN)	(124,951)	(133,567)	8,616	(6.45%)
Profit After Zakat and Tax	244,558	135,217	109,341	80.86%

Total financing in the Commercial Banking segment for 2024 reached IDR18.50 trillion, reflecting a 42.63% increase compared to IDR12.97 trillion in 2023. Similarly, total funding in the Commercial Banking segment grew by 71.86%, rising from IDR6.99 trillion in 2023 to IDR12.01 trillion in 2024. This increase in funding was primarily driven by deposit growth of IDR3.60 trillion in 2024.

Net fund management income for the Commercial Banking segment in 2024 reached IDR463.84 billion, marking an increase of 28.66% compared to IDR360.52 billion in 2023. Other operating income increased by IDR94 billion or 90.36% compared to 2023.

BUSINESS PROSPECT AND COMMERCIAL BANKING STRATEGY IN 2025

Business prospects and Commercial Banking strategies comprise of 4 (four) dimensions, including Optimization, Collaboration, Expansion, and Program Based.

1. **Optimization**
   a. Optimization of the relaxation of the established financing facilities.
   b. Utilization and new acquisition of BPJS Health SCF facilities (potential BPJS Health budget deficit) and distributor financing.
2. **Collaboration**
   a. Wholesale – retail collaboration to acquire potential value chain financing and corporate customer groups.
   b. Synergy of SLA acceleration with risk pairing group.
   c. Cooperation with holding for syndication/club deal.
3. **Expansion**
   a. Division of Large Comm. into 2 (two) Estate and Non-Estate Departments.
   b. Opening of new RCB/ACB and fulfillment of its human resources.
   c. Intensification of existing customer business groups.
   d. Intensification of non-debtor DPK customers and wealth customers in collaboration with Branches.
   e. Taking over debtor program of top 10 non-holding bank customers.
4. **Program Based**
   a. Utilization of Joint Financing (JF) Wholesale with MUF Syariah.
   b. Proposal of BSI supplier financing and buyer financing products revitalization.

Institutional Relations

The Institutional Relations segment is currently focused on managing customer funds and other transactions belonging to Institutional customers who do not have financing line facilities, including Ministries/Government Institutions, Regional Governments, State Universities, State Hospitals, BUMD Subsidiaries and Public Private Companies.

An explanation of each Institutional Relations product has been presented in the Profile section of the Products and Services Sub-Chapter in this Annual Report.

COMPETITIVE ADVANTAGE AND INNOVATION IN INSTITUTIONAL RELATIONS

Through increasing innovation as the main source of competitive advantage by continuing to innovate, the needs of Ministries and Institutions can be met operationally well through synergy and collaboration with institutions both transactions, operations and innovations that can provide added value, for internal collaboration with related groups to create solutions and innovation. The use of technology applications that can be done such as Cash Management System (CMS), BSI e-Health, BSI Institutional Payments (BPI), Host to Host (H2H) and others.

INSTITUTIONAL RELATIONS STRATEGY 2024

The Institutional Relations Strategy in 2024 is as follows:

1. Increasing customer base and deepening relationships with customers through developing transactional banking capabilities and expanding the value chain.
2. Optimizing cooperation with the Ministry of Finance which has entrusted BSI as the Operational Bank managing the Ministry of Finance account (BO1) and increasing funds for customers of the Ministry of State/Institution along with all work units (satker) and Public Service Agencies (BLU).
3. Increasing the customer base through the ecosystem of the Ministry of State/Institution, Universities and State Hospitals (SBSN, PNBP, VA Accounts, E-Court, etc.).
4. Increasing and optimizing the placement of Pareto customer funds while still considering the risk of customer concentration in accordance with management policies.

PRODUCTIVITY, REVENUE, AND PROFITABILITY OF INSTITUTIONAL BANKING

Information on the productivity, revenue, and profitability of the Institutional Banking segment over the past two years is presented as follows.

Table of Institutional Banking Segment Performance

(in IDR millions)

Description	2024	2023	Growth	
			Nominal	%
(1)	(2)	(3)	(4) = (2)-(3)	(5) = (4)/(3)
Total Funding/TPF	89,456,637	79,770,650	9,685,987	12.14%
Net Fund Management Income	550,684	329,935	220,749	66.91%
Operating Expenses	(101,896)	(84,689)	(17,207)	20.32%
Profit After Zakat and Tax	341,380	187,206	154,174	82.36%

Total funding in the Institutional Relations segment for 2024 reached IDR89.46 trillion, marking a 12.14% increase compared to IDR79.77 trillion in 2023. The increase was primarily driven by the growth in deposit contributions, which amounted to IDR7.54 trillion. Net fund management income for the Institutional Banking segment in 2024 reached IDR550.68 billion, reflecting a 66.91% increase compared to IDR329.94 billion in 2023. This growth was 82.36% increase in profit after zakat and tax, which rose from IDR187.21 billion in 2023 to IDR341.38 billion in 2024.

The improvement in productivity, revenue, and profitability within the Institutional Banking segment was significantly influenced by the following factors:

- Effective communication to avoid miscommunication and ensure all parties have the same understanding of both customer needs and customer transactions.
- The level of institutional trust in the placement of funds and transactions to the bank through transparency, consistency and fulfillment of commitments.
- Good institutional coordination and collaboration can optimize institutional transaction needs to provide satisfaction to customers.

BUSINESS PROSPECTS AND INSTITUTIONAL RELATIONS STRATEGY IN 2025

The distribution of APBN spending for newly established Ministries/Institutions in the New Cabinet in 2025, there are 48 Ministries and 51,238 Work Units throughout Indonesia that have the potential for cooperation, only around 1,640 Work Units or 3.2% have used Bank Syariah Indonesia services, so the challenges ahead are still quite large to be able to cooperate in the Ministry.

For higher education, there are 63 State Universities, 15 State Institutes, 44 Polytechnics, 31 State Islamic Universities, 23 State Islamic Religious Institutes, 5 State Islamic Religious Colleges, 38 Health Polytechnics and 179 Civil Service Universities which are also a priority to be able to optimize cooperation with BSI.

Prospects for Government Hospitals: There are ±1,031 Government Hospitals, Regional Public Hospitals, and Hospitals under other Ministries or under the TNI/Polri and BUMN which can still provide good potential in 2025.

Through business prospects in these institutions, strategies that can be implemented include:

1. Increase current account institutional transaction through the Be WIZE application with targeted institutions.
2. Increase fund growth, especially placement and current account transaction through optimizing cooperation with institutions and through institutional programs.
3. Understand customer needs through cash in and cash out of institutional customers to optimize the needs expected by customers.
4. Optimize the placement of institutional customer funds but still consider the risk of customer concentration in accordance with management policies.
5. Increase institutional customer base through the ecosystem that has been carried out in Ministries/Government Institutions, Regional Governments, State Universities, State Hospitals, LOE Subsidiaries and Public Private Companies.

Retail

The Retail segment currently includes:

- **Small Medium Enterprise (SME) Retail**
  Serving private business entities in the form of legal entities and non-legal entities for productive purposes, working capital and investment.
- **Micro Retail**
  Aimed at serving individual customers and micro-entrepreneurs, including the distribution of subsidized financing to support government programs in empowering community businesses.
- **Consumer Retail**
  Serving individuals for consumptive/multipurpose purposes (including home products, multipurpose, vehicles, pension, financing cards, gold installments and gold pawns, government program financing).

An explanation of each Retail product has been presented in the Product and Services Profile section of this Annual Report.

COMPETITIVE ADVANTAGE AND RETAIL INNOVATION

The competitive advantages and innovations of the Retail Segment include the following:

1. The contribution margin of SMEs to BSI's profit increased to 8%.
2. Outstanding SMEs grew by 12%.
3. The quality of SME financing continues to improve each year.
4. Convenient banking services through BYOND by BSI, which are accessible and come with no administration fees for wadiah contracts.

RETAIL STRATEGY 2024

The strategies carried out by the Retail Segment in 2024 include the following:

1. Optimizing business potential from 10 SME ecosystems.
2. Monitoring the availability of pipelines and SLA execution.
3. Improving productivity in disbursements and capacity planning.
4. Focusing on the payroll and business owner segments.

PRODUCTIVITY, REVENUE, AND PROFITABILITY OF RETAIL SEGMENT

Information on the productivity, revenue, and profitability of the Retail Segment over the past two years is presented as follows.

Table of Retail Segment Performance

(in IDR millions)

Description	2024	2023	Growth	
			Nominal	%
(1)	(2)	(3)	(4) = (2)-(3)	(5) = (4)/(3)
Total Financing	201,263,437	172,805,028	28,458,409	16.47%
NPF %	1.76%	1.78%	-	(0.02%)
Total Funding/TPF	205,226,059	185,573,903	19,652,156	10.59%
Net Fund Management Income	13,455,386	12,349,295	1,106,091	8.96%
Other Business Income	2,257,932	1,679,885	578,047	34.41%
Operating Expenses	(6,208,730)	(5,495,768)	(712,962)	12.97%
Provision for Impairment Losses (CKPN)	(1,757,475)	(2,155,440)	397,965	(18.46%)
Profit After Zakat and Tax	5,934,732	4,868,547	1,066,185	21.90%

The total financing for the Retail Segment in 2024 amounted to IDR201.26 trillion, marking a 16.47% increase compared to IDR172.81 trillion in 2023. This growth was primarily driven by the contribution of Retail Consumer growth, which increased by IDR21.34 trillion. Similarly, the Retail Segment's funding in 2024 grew by 10.59%, rising from IDR185.57 trillion in 2023 to IDR205.23 trillion in 2024. This growth was in line with the increase in savings, which saw an additional IDR15.61 trillion.

Net fund management income for the Retail Segment in 2024 reached IDR13.46 trillion, reflecting an 8.96% increase compared to IDR12.35 trillion in 2023. Other operating income increased by IDR578.05 billion or 34.41% compared to 2023. This increase resulted in an increase in income after zakat and tax of 21.90%, from IDR4.87 trillion in 2023 to IDR5.93 trillion in 2024.

BUSINESS PROSPECTS AND RETAIL STRATEGY IN 2025

The business prospects and strategies for 2025 that will be implemented by the Retail Segment include the following:

1. Optimizing yield.
2. Increasing third-party funds and fee-based income.
3. Maintaining the quality of financing.
4. Optimizing revenue recovery.
5. Focusing on hajj savings for payroll customers and business savings through the business owner segment.

Treasury Banking and Head Office

Treasury Banking and Head Office are other segments which currently include:

- **Treasury Banking**
  Related to the Bank's treasury activities including foreign exchange transactions, money market, fixed income, international banking business, capital markets, supervision of Foreign Offices.
- **Head Office**
  Related to the management of assets and liabilities other than those managed by other operating segments, including receiving allocations of costs for the provision of centralized services to other segments and income/costs that are not allocated to other segment reporting.

Explanations of each Treasury Banking and Head Office product have been presented in the Profile section of the Product and Services Sub-Chapter in this Annual Report.

COMPETITIVE ADVANTAGE AND INNOVATION OF TREASURY BANKING

In 2024, BSI Treasury Global Market received several awards for its performance and contributions to the financial market, namely:

1. The best Sharia Bank Supporting Monetary Control from Bank Indonesia.
2. The best bank as a Participant in the BI-RTGS and BI-SSSS Systems in KBMI 3 and 4.
3. Award from Alpha Souteast Asia as the Best Sukuk Mudharabah Issue in SouthEast Asia 2024
4. IDX SPPA Award 2024 Rising Star of The Year - Bank Category.

TREASURY BANKING STRATEGY IN 2024

The Treasury Banking and Head Office strategy in 2024 is as follows:

1. Expanding the number of customers and counterparts and increasing the volume of secondary transactions in the sharia money market and SBSN market and becoming a market maker in the domestic market.
2. Diversification of Investment and active management in the money market and capital market portfolios to increase yield.
3. Collaboration in marketing Treasury products with the Wealth Management, Corporate Banking and Network Divisions.
4. Issuance of sustainability sukuk as an alternative to stable non-DPK funding.
5. Increasing human resource capacity through targeted training, knowledge sharing forums and dealer certification.

PRODUCTIVITY, REVENUE, AND PROFITABILITY OF TREASURY BANKING AND HEAD OFFICE

Information on the productivity, revenue, and profitability of the Treasury Banking and Head Office segment over the past two years is presented as follows.

Table of Treasury Banking and Head Office Segment Performance

(in IDR millions)

Description	2024	2023	Growth	
			Nominal	%
(1)	(2)	(3)	(4) = (2)-(3)	(5) = (4)/(3)
Net Revenue from fund management	1,707,162	1,861,513	(154,351)	(8.29%)
Other Operating Income	2,726,319	2,062,340	663,979	32.20%
Operating Expenses	(5,116,149)	(4,380,169)	(735,980)	16.80%
Provision for Impairment Losses (CKPN)	97,856	2,721	95,135	3,496.32%

Net fund management income for the Treasury Banking and Head Office Segment in 2024 reached IDR1.71 trillion, a decrease of 8.29% compared to IDR1.86 trillion in 2023. Meanwhile, other business income in 2024 saw an increase of 32.20%, rising from IDR2,06 trillion in 2023 to IDR2.73 trillion in 2024.

BUSINESS PROSPECTS AND STRATEGIES OF TREASURY BANKING IN 2025

In accordance with the 2025 financial projection, Treasury (TGM) has formulated an initiative strategy to increase FBI and investment income, including through intensification of transactions in priority customer segments, cross-selling in the wholesale and commercial segments, development of Treasury products and gold trading, expansion of the treasury marketing organization, expansion of treasury business in KCLN and optimization of the treasury transaction system.

1. **Achieving FBI targets and investment income yields**
   a. Expansion of sharia hedging transactions with customers and banks.
   b. Expansion of treasury marketing organizations in the regions and cross-selling of treasury products in the wholesale and commercial segments as well as treasury business licenses at KCLN Dubai.
   c. Increasing gold trading capacity, both digital and physical.
   d. Optimization of open positions on sukuk instruments and money markets, both IDR and foreign exchange, and diversification of banking book investments.
   e. Increasing the volume of secondary transactions in the sharia money market.
2. **Deepening of the SyariaFinancial Market**
   a. Development of new products including structured sharia products.
   b. Deepening of the sharia financial market in collaboration with regulators (BI, FSA) and Self Regulatory Organization/SRO (Apuvindo).
   c. Exploration of funding instruments through money market products, sustainability sukuk and bilateral financing.
3. **Business process improvement**
   a. Increasing system capacity and digitalization of treasury transactions, both sukuk and forex.
   b. Updating treasury policies and procedures, including efficient management of branch cash ceilings.
   c. Simplifying the process in determining treasury lines and sukuk and forex transaction activities with customers.
   d. Recruitment and Opening of ODP Treasury classes.



Financial Review

The financial review described below refers to the Financial Statements for the year ended December 31, 2024 presented in this Annual Report. The Financial Statements have been audited by Public Accounting Firm Rintis, Jumadi, Rianto & Rekan and received an opinion that they present fairly, in all material respects, the financial position of BSI as of December 31, 2024, as well as the Profit and Loss and Other Comprehensive Income Statements, Cash Flow Statements, Reconciliation of Revenue and Profit Sharing Statements, Zakat Fund Source and Distribution Statements and Charity Fund Source and Use Statements for the year ended on that date, in accordance with Indonesian Financial Accounting Standards.

Financial Performance

BSI's financial performance consists of the performance of the Financial Position Report, Profit and Loss Report and Other Comprehensive Income, Cash Flow Report, Income and Profit Sharing Reconciliation Report, Zakat Fund Source and Distribution Report, and Charity Fund Source and Use Report which are presented as follows.

Financial Position Report

Table of Financial Position Report

(in IDR millions)

Description	2024	2023	Growth	
			Nominal	%
(1)	(2)	(3)	(4) = (2)-(3)	(5) = (4)/(3)
ASSET				
CASH	8,080,689	**5,255,841**	**2,824,848**	**53.75%**
CURRENT ACCOUNT AND PLACEMENTS AT BANK INDONESIA	49,966,279	**32,440,778**	**17,525,501**	**54.02%**
CURRENT ACCOUNTS AND PLACEMENTS WITH OTHER BANKS				
Third party	3,752,325	2,219,233	1,533,092	69.08%
Related parties	128,549	105,240	23,309	22.15%
Amount of current accounts and placements in other banks	3,880,874	2,324,473	1,556,401	66.96%
Allowance for impairment losses	(14,809)	(20,745)	5,936	(28.61%)
Net	3,866,065	2,303,728	1,562,337	67.82%
INVESTMENT IN SECURITIES - NET				
Third party	24,134,169	25,738,013	(1,603,844)	(6.23%)
Related parties	38,117,637	45,563,513	(7,445,876)	(16.34%)
Amount of investment in securities	62,251,806	71,301,526	(9,049,720)	(12.69%)
Allowance for impairment losses	(35,288)	(132,506)	97,218	(73.37%)
Net	62,216,518	71,169,020	(8,952,502)	(12.58%)
ACCEPTANCE RECEIVABLES				
Third party	12,694	244,074	(231,380)	(94.80%)
Related parties	172,451	187,154	(14,703)	(7.86%)
Total acceptance receivables	185,145	431,228	(246,083)	(57.07%)

Description	2024	2023	Growth	
			Nominal	%
(1)	(2)	(3)	(4) = (2)-(3)	(5) = (4)/(3)
Allowance for impairment losses	(1,851)	(4,312)	2,461	(57.07%)
Net	183,294	426,916	(243,622)	(57.07%)
RECEIVABLES				
Murabahah				
Third party	144,205,651	136,391,384	7,814,267	5.73%
Related parties	66,883	111,712	(44,829)	(40.13%)
Amount of murabahah	144,272,534	136,503,096	7,769,438	5.69%
Istishna				
Third party	11	30	(19)	(63.33%)
Ijarah				
Third party	188,361	217,241	(28,880)	(13.29%)
Related parties	-	1,159	(1,159)	(100.00%)
Total ijarah	188,361	218,400	(30,039)	(13.75%)
Total receivables	144,460,906	136,721,526	7,739,380	5.66%
Allowance for impairment losses	(4,265,369)	(4,361,368)	95,999	(2.20%)
Net	140,195,537	132,360,158	7,835,379	5.92%
FUNDS OF QARDH				
Third party	12,863,002	9,468,085	3,394,917	35.86%
Related parties	910,782	1,838,996	(928,214)	(50.47%)
Total funds of qardh	13,773,784	11,307,081	2,466,703	21.82%
Allowance for impairment losses	(787,694)	(817,917)	30,223	(3.70%)
Net	12,986,090	10,489,164	2,496,926	23.80%
FINANCING				
Mudharabah				
Third party	937,079	881,133	55,946	6.35%
Related parties	2,000,000	1,000,000	1,000,000	100.00%
Total mudharabah	2,937,079	1,881,133	1,055,946	56.13%
Allowance for impairment losses	(93,488)	(49,481)	(44,007)	88.94%
Net	2,843,591	1,831,652	1,011,939	55.25%
Musyarakah				
Third party	88,044,668	63,452,727	24,591,941	38.76%
Related parties	26,142,550	24,763,470	1,379,080	5.57%
Total musyarakah	114,187,218	88,216,197	25,971,021	29.44%
Allowance for impairment losses	(5,145,131)	(4,459,696)	(685,435)	15.37%
Net	109,042,087	83,756,501	25,285,586	30.19%
Total financing	117,124,297	90,097,330	27,026,967	30.00%
Allowance for impairment losses	(5,238,619)	(4,509,177)	(729,442)	16.18%
Net	111,885,678	85,588,153	26,297,525	30.73%
ASSETS ACQUIRED FOR IJARAH - NET	3,122,255	**2,190,107**	**932,148**	**42.56%**
FIXED ASSETS AND RIGHT OF USE ASSETS - NET	7,723,853	**5,352,843**	**2,371,010**	**44.29%**
INTANGIBLE ASSETS - NET	2,102,344	**1,128,334**	**974,010**	**86.32%**
DEFERRED TAX ASSETS	2,056,727	**1,665,694**	**391,033**	**23.48%**

Description	2024	2023	Growth	
			Nominal	%
(1)	(2)	(3)	(4) = (2)-(3)	(5) = (4)/(3)
OTHER ASSETS - NET	4,228,103	**3,253,388**	**974,715**	**29.96%**
TOTAL ASSETS	408,613,432	**353,624,124**	**54,989,308**	**15.55%**
LIABILITIES, TEMPORARY SYIRKAH FUNDS, AND EQUITY				
LIABILITIES				
OBLIGATIONS DUE IMMEDIATELY				
Third party	856,981	1,144,847	(287,866)	(25.14%)
Related parties	1,662	171,220	(169,558)	(99.03%)
	858,643	1,316,067	(457,424)	(34.76%)
UNDISTRIBUTED REVENUE SHARING	291,578	**255,932**	**35,646**	**13.93%**
WADIAH DEPOSITS				
Wadiah demand deposits				
Third party	16,260,234	18,023,665	(1,763,431)	(9.78%)
Related parties	2,886,845	2,823,859	62,986	2.23%
Wadiah current account amount	19,147,079	20,847,524	(1,700,445)	(8.16%)
Wadiah savings				
Third party	55,266,166	47,016,211	8,249,955	17.55%
Related parties	13,901	10,163	3,738	36.78%
Total wadiah savings deposits	55,280,067	47,026,374	8,253,693	17.55%
Total wadiah deposits	74,427,146	67,873,898	6,553,248	9.66%
DEPOSITS FROM OTHER BANKS				
Wadiah demand deposits				
Third party	173,510	123,984	49,526	39.95%
Related parties	1,369	1,353	16	1.18%
Total wadiah demand deposits	174,879	125,337	49,542	39.53%
Wadiah savings deposits				
Third party	8,985	7,788	1,197	15.37%
Interbank Mudharabah Investment Certificate (“SIMA”)				
Third party	2,481,425	1,401,191	1,080,234	77.09%
Related parties	885,225	226,985	658,240	289.99%
Total Interbank Mudharabah Investment Certificate (“SIMA”)	3,366,650	1,628,176	1,738,474	106.77%
Sharia Compliant Interbank Fund Management Certificate ("SIPA")				
Third party	400,000	-	400,000	100.00%
Related parties	200,834	-	200,834	100.00%
Total Sharia Compliant Interbank Fund Management Certificate ("SIPA")	600,834	-	600,834	100.00%
Total deposits from other banks	4,151,348	1,761,301	2,390,047	135.70%
LIABILITIES TO BANK INDONESIA	18,417,864	**11,900,055**	**6,517,809**	**54.77%**
ACCEPTANCE LIABILITY				
Third party	72,792	287,323	(214,531)	(74.67%)
Related parties	112,353	143,905	(31,552)	(21.93%)
Total acceptance liabilities	185,145	431,228	(246,083)	(57.07%)
TAXES PAYABLE	889,642	**539,042**	**350,600**	**65.04%**

Description	2024	2023	Growth	
			Nominal	%
(1)	(2)	(3)	(4) = (2)-(3)	(5) = (4)/(3)
EMPLOYEE BENEFITS LIABILITIES	534,730	**667,264**	**(132,534)**	**(19.86%)**
ESTIMATED LOSSES ON COMMITMENTS AND CONTINGENCIES	24,045	**32,017**	**(7,972)**	**(24.90%)**
OTHER LIABILITIES	5,867,830	**2,446,107**	**3,421,723**	**139.88%**
TOTAL LIABILITIES	105,647,971	**87,222,911**	**18,425,060**	**21.12%**
TEMPORARY SYIRKAH FUND				
Mudharabah demand deposits				
Third party	17,421,912	14,835,449	2,586,463	17.43%
Related parties	19,813,889	17,581,811	2,232,078	12.70%
Total Mudharabah demand deposits	37,235,801	32,417,260	4,818,541	14.86%
Mudharabah savings deposits				
Third party	85,414,890	78,088,518	7,326,372	9.38%
Related parties	375,768	191,667	184,101	96.05%
Total Mudharabah savings deposits	85,790,658	78,280,185	7,510,473	9.59%
Mudharabah time deposits				
Third party	92,556,398	87,628,737	4,927,661	5.62%
Related parties	38,122,469	28,356,052	9,766,417	34.44%
Mudharabah time deposits	130,678,867	115,984,789	14,694,078	12.67%
Total mudharabah demand deposits, savings deposits and time deposits	253,705,326	226,682,234	27,023,092	11.92%
Subordinated sukuk mudharabah				
Third party	140,000	175,000	(35,000)	(20.00%)
Related parties	60,000	25,000	35,000	140.00%
Total Subordinated sukuk mudharabah	200,000	200,000	-	0.00%
Issued mudharabah sukuk				
Third party	2,653,063	3,608	2,649,455	73,432.79%
Related parties	365,500	-	365,500	100.00%
Total Issued mudharabah sukuk	3,018,563	3,608	3,014,955	83,563.05%
Mudharabah term financing	1,000,000	776,250	223,750	28.82%
TOTAL TEMPORARY SYIRKAH FUNDS	257,923,889	**227,662,092**	**30,261,797**	**13.29%**
EQUITY				
Share capital				
Capital issued and fully paid up	23,064,630	23,064,630	-	0.00%
Additional paid-in capital	(3,929,100)	(3,929,100)	-	0.00%
Gain on revaluation of fixed assets	553,440	444,530	108,910	24.50%
Remeasurement of employee benefit liabilities - net of tax	347,644	241,462	106,182	43.97%
Unrealised (loss)/gain on marketable securities measured at fair value through other comprehensive income - net of tax	(56,814)	6,154	(62,968)	1,023.20%
Retain earning				
Appropriated	3,377,462	2,236,713	1,140,749	51.00%
Unappropriated	21,684,310	16,674,732	5,009,578	30.04%
TOTAL EQUITY	45,041,572	**38,739,121**	**6,302,451**	**16.27%**
TOTAL LIABILITIES, TEMPORARY SYIRKAH FUNDS A ND EQUITY	408,613,432	**353,624,124**	**54,989,308**	**15.55%**

Total Asset

Total assets in 2024 amounted to IDR408.61 trillion, an increase of 15.55% compared to 2023 which amounted to IDR353.62 trillion. The increase was due to net financing growth of IDR26.30 trillion, current accounts and placements with Bank Indonesia of IDR17.53 trillion and net receivables of IDR7.84 trillion.

Cash

Cash in 2024 amounted to IDR8.08 trillion, an increase of 53.75% compared to 2023 which was IDR5.26 trillion. The increase was driven by the rise in vault cash by IDR1.27 trillion and ATM cash by IDR933 billion. These increase in line with the addition of the number of ATM machines during 2024.

Current Account and Placements at With Bank Indonesia

Current accounts and placements with Bank Indonesia in 2024 amounted to IDR49.97 trillion, an increase of 54.02% compared to 2023 which amounted to IDR32.44 trillion. This growth was mainly due to placements in Fasbis amounting to IDR28 trillion, increasing by IDR23.5 trillion from 2023.

Current Accounts and Placements with other Banks

Current accounts and placements with other banks – net in 2024 amounted to IDR3.87 trillion, an increase of 67.82% compared to 2023 which amounted to IDR2.30 trillion. The growth was mainly driven by the increase in SIPA (Sharia Compliant Interbank Fund Management Certificates), which rose by IDR2.15 trillion in 2024 compared to 2023.

Investments In Marketable Securities

Investment in marketable securities – net in 2024 amounted to IDR62.22 trillion, down 12.58% compared to 2023 which amounted to IDR71.17 trillion. The decline was mainly attributed to a reduction in SBSN by IDR6.8 trillion and Bank Indonesia Sukuk by IDR2.8 trillion in 2024.

Acceptance Receivables

Acceptance receivables – net in 2024 amounted to IDR183.29 billion, down 57.07% compared to 2023 which amounted to IDR426.92 billion. This decline was mainly due to a decrease in SKBDN usance import acceptance receivables by IDR221.53 billion.

Receivables

Receivables – net in 2024 amounted to IDR140.19 trillion, an increase of 5.92% compared to 2023 which amounted to IDR132.36 trillion. The increase was driven by growth in the consumer sector by IDR2.81 trillion, the trade sector by IDR2.46 trillion, and the agriculture sector by IDR1.89 trillion.

Fund of Qardh

Qardh loans – net in 2024 amounted to IDR12.99 trillion, an increase of 23.80% compared to 2023 which amounted to IDR10.49 trillion. This increase was primarily driven by the growth in gold pawning financing, which rose by IDR1.53 trillion, or 31.32% compared to 2023.

Financing

Financing – net in 2024 amounted to IDR111.89 trillion, an increase of 30.73% compared to 2023 which amounted to IDR85.59 trillion. The growth in financing was primarily driven by the consumer sector with an increase of IDR16.09 trillion, the agriculture sector with IDR4.51 trillion, and the business services sector with IDR4.11 trillion.

Assets Acquired for Ijarah – Net

Assets acquired for Ijarah leasing – net in 2024 amounted to IDR3.12 trillion, an increase of 42.56% compared to 2023 which amounted to IDR2.19 trillion. This increase was mainly attributed to the transportation sector, which rose by IDR1.18 trillion or IDR1.15 trillion compared to 2023.

Fixed Assets and Right of Use Assets – Net

Fixed assets and right of use assets – net in 2024 amounted to IDR7.72 trillion, an increase of 44.29% compared to 2023 which amounted to IDR5.35 trillion. This increase was primarily due to IT infrastructure assets amounting to IDR754.410 billion and ATM and CRM machines amounting to IDR487.230 billion.

Intangible Assets – Net

Intangible assets – net in 2024 amounted to IDR2.10 trillion, an increase of 86.32% compared to 2023 which amounted to IDR1.13 trillion. The growth was driven mainly by IT licenses related to security enhancements, system upgrades, and the development of the BYOND by BSI application.

Deferred Tax Assets

Deferred tax assets in 2024 amounted to IDR2.06 trillion, an increase of 23.48% compared to 2023 which amounted to IDR1.67 trillion. This increase was due to the implementation of Minister of Finance Regulation No. 74 of 2024 regarding the formation of allowances for uncollectible receivables deductible from gross income, which impacted the deferred tax asset value in 2024.

Other Assets – Net

Other assets – net in 2024 amounted to IDR4.23 trillion, an increase of 29.96% compared to 2023 which amounted to IDR3.25 trillion. The increase was mainly due to prepaid expenses amounting to IDR732.20 billion and receivables from financing and securities income totaling IDR178.80 billion.

Total Liabilities

Total Liabilities in 2024 amounted to IDR105.65 trillion, an increase of 21.12% compared to 2023 which amounted to IDR87.22 trillion. The increase was due to the growth in the amount of wadiah savings of IDR8.25 trillion, liabilities to Bank Indonesia of IDR6.52 trillion and other liabilities of IDR3.42 trillion.

Obligations Due Immediately

Obligations due immediately in 2024 amounted to IDR858.64 billion, marking a 34.76% decrease compared to IDR1.32 trillion in 2023. This decline was primarily due to a reduction in ATM transaction obligations by IDR427.32 billion.

Undistributed Revenue Sharing

The undistributed revenue sharing in 2024 was IDR291.58 billion, an increase of 13.93% compared to 2023 which was IDR255.93 billion. The growth was mainly driven by undistributed profit-sharing from deposits, which increased by IDR36.88 billion.

Wadiah Deposits

Wadiah savings in 2024 amounted to IDR74.43 trillion, an increase of 9.66% compared to 2023 which was IDR67.87 trillion. In 2024, Wadiah savings grew by IDR8.25 trillion or 17.55% compared to the previous year.

Deposits from other Banks

Deposits from other banks in 2024 amounted to IDR4.15 trillion, an increase of 135.70% compared to 2023 which amounted to IDR1.76 trillion. This increase was driven by growth in SIMA (Interbank Mudharabah Investment Certificate) by IDR1.74 trillion and SIPA (Interbank Fund Management Certificate based on Sharia Principles) at by IDR600.83 billion.

Liabilities to Bank Indonesia

Liabilities to Bank Indonesia in 2024 amounted to IDR18.42 trillion, an increase of 54.77% compared to 2023 which amounted to IDR11.90 trillion.

Acceptance Receiveables

Acceptance liabilities in 2024 amounted to IDR185.15 billion, down 57.07% compared to 2023 which amounted to IDR431.23 billion. This decline was due to the reduction in SKBDN Usance Import acceptance obligations by IDR220.02 billion.

Taxes Payable

Taxes payable in 2024 amounted to IDR889.64 billion, an increase of 65.04% compared to 2023 which was IDR539.04 billion. The increase was primarily driven by the rise in Article 25/29 Income Tax by IDR450.37 billion compared to 2023.

Employee Benefits Liabilities

Employee benefit liabilities in 2024 amounted to IDR534.73 billion, down 19.86% compared to 2023 which amounted to IDR667.26 billion The decline was due to the higher realization of employee benefits for retirees and those resigning in 2024 compared to 2023.

Estimated Losses on Commitments and Contingencies

Estimated losses on commitments and contingencies in 2024 is IDR24.05 billion, down 24.90% compared to 2023 which was IDR32.02 billion. This decrease aligned with the decline in outstanding commitments and contingencies in 2024.

Other Liabilities

Other liabilities in 2024 amounted to IDR5.87 trillion, an increase of 139.88% compared to 2023 which amounted to IDR2.45 trillion. This increase was primarily driven by obligations related to bancassurance transactions amounting to IDR3.5 trillion in 2024.

Total Temporary Syirkah Fund

Total Temporary syirkah funds in 2024 amounted to IDR257.92 trillion, an increase of 13.29% compared to 2023 which amounted to IDR227.66 trillion. The increase was due to the growth in the number of current accounts, savings and mudharabah deposits of IDR27.02 trillion.

Mudharabah Current Account

The 2024 mudharabah current account amounted to IDR37.24 trillion, an increase of 14.86% compared to 2023 which was IDR32.42 trillion. This increase was primarily driven by the growth of mudharabah current accounts from third parties, amounting to IDR2.59 trillion.

Mudharabah Saving Deposits

Mudharabah savings deposits in 2024 amounted to IDR85.79 trillion, an increase of 9.59% compared to 2023 which amounted to IDR78.28 trillion. This growth was influenced by the increase in mudharabah savings from third parties, which grew by IDR7.32 trillion.

Mudharabah Time Deposit

Mudharabah deposits in 2024 subordinated sukuk mudharabah amounted to IDR130.68 trillion, an increase of 12.67% compared to 2023 which amounted to IDR115.98 trillion. This increase was primarily driven by the growth in mudharabah deposits from related parties, amounting to IDR9.77 trillion.

Subordinated Sukuk Mudharabah

Subordinated mudharabah sukuk in 2024 amounted to IDR200.00 billion, unchanged compared to 2023 which also amounted to IDR200.00 billion.

Issued Mudharabah Sukuk

Issued Mudharabah sukuk issued in 2024 amounted to IDR3.02 trillion, an increase of 83,563.05% compared to 2023 which amounted to IDR3.61 billion. In June 2024, BSI issued a sustainable sukuk (ESG) amounting to IDR3 trillion.

Mudharabah Term Financing

Mudharabah term financing in 2024 amounted to IDR1.00 trillion, an increase of 28.82% compared to 2023 which amounted to IDR776.25 billion. This growth was attributed to the mudharabah term financing facility from PT Bank Maybank Indonesia Tbk in 2024.

Total Equity

Total equity in 2024 amounted to IDR45.04 trillion, an increase of 16.27% compared to 2023 which was IDR38.74 trillion. The increase was driven by net profit in 2024 amounting to IDR7.01 trillion.

Capital Issued and Fully Paid Up Capital

The issued and fully paid-up capital in 2024 amounted to IDR23.06 trillion, unchanged compared to 2023 which was also IDR23.06 trillion.

Additional Paid-In Capital

Additional paid-in capital in 2024 amounted to IDR3.93 trillion, unchanged compared to 2023 which was also IDR3.93 trillion.

Gain on Revaluation of Fixed Asset

Fixed asset revaluation gain in 2024 amounted to IDR553.44 billion, an increase of 24.50% compared to 2023 which amounted to IDR444.53 billion The increase was due to the appreciation in the value of some of BSI's fixed assets in 2024, compared to the previous revaluation.

Remeasurement of Defined Benefit Programs - After Taxes

The remeasurement of the defined benefit program — net of tax in 2024 amounted to IDR347.64 billion, marking a 43.97% increase compared to IDR241.46 billion in 2023.

Unrealizable Gain/(Loss) on Securities In the Group Are Measured at Fair Value Through Other Comprehensive Income

Unrealized losses on securities measured at fair value through other comprehensive income — net of tax in 2024 amounted to IDR56.81 billion, in contrast to 2023, which recorded unrealized gains of IDR6.15 billion.

Retain Earning

The 2024 retained earnings balance is IDR25.06 trillion, an increase of 32.52% compared to 2023 which was IDR18.91 trillion. This growth was influenced by the increase in unallocated retained earnings during 2024.

Statement of Profit Loss and Other Comprehensive Income

Table of Profit and Loss Statement and Other Comprehensive Income

(in IDR millions)

Description	2024	2013	Growth	
			Nominal	%
(1)	(2)	(3)	(4) = (2)-(3)	(5) = (4)/(3)
INCOME FROM FUND MANAGEMENT BY BANK AS MUDHARIB				
Income from sales and purchases	13,404,055	12,627,780	776,275	6.15%
Income from profit sharing	8,001,204	5,940,486	2,060,718	34.69%
Income from ijarah - net	192,124	155,446	36,678	23.60%
Other main operating income	3,700,820	3,528,031	172,789	4.90%
THIRD PARTY SHARE ON RETURN	(7,889,029)	**(5,993,168)**	**(1,895,861)**	**31.63%**
BANK'S SHARE IN PROFIT	17,409,174	**16,258,575**	**1,150,599**	**7.08%**
OTHER OPERATING INCOME				
Fee based income from banking services	3,678,362	2,870,774	807,588	28.13%
Gain from marketable securities	587,199	242,110	345,089	142.53%
Other income	1,290,918	1,091,582	199,336	18.26%
Total other operating income	5,556,479	4,204,466	1,352,013	32.16%
OPERATING EXPENSES				
Salary and benefits	(5,284,136)	(5,035,215)	(248,921)	4.94%
General and administration	(6,342,626)	(5,169,938)	(1,172,688)	22.68%
Wadiah bonus	(586)	(1,107)	521	(47.06%)
Others	(166,294)	(42,944)	(123,350)	287.23%
	(11,793,642)	(10,249,204)	(1,544,438)	15.07%
Provision for impairment losses on earning and non-earning assets - net	(1,893,867)	(2,622,479)	728,612	(27.78%)
INCOME FROM OPERATION	9,278,144	**7,591,358**	**1,686,786**	**22.22%**
NON OPERATING INCOME - NET	4,312	**(2,156)**	**6,468**	**300.00%**
INCOME BEFORE ZAKAT AND TAX EXPENSE	9,282,456	**7,589,202**	**1,693,254**	**22.31%**
ZAKAT	(232,061)	**(189,730)**	**(42,331)**	**22.31%**
TAX EXPENSES	(2,044,507)	**(1,695,729)**	**(348,778)**	**20.57%**
NET INCOME	7,005,888	**5,703,743**	**1,302,145**	**22.83%**
OTHER COMPREHENSIVE INCOME				
Items that will not be reclassified to profit or loss:				
Gain on revaluation on fixed asset	108,910	-	108,910	100.00%
Remeasurement of employee benefit liabilities	136,130	(35,181)	171,311	486.94%
Related income tax	(29,948)	7,739	(37,687)	(486.98%)
Items that will be reclassified to profit or loss:				
(Losses)/Unrealized gains on marketable securities measured at fair value through other comprehensive income.	(92,116)	61,631	(153,747)	(249.46%)
Related income tax	29,148	-	29,148	100.00%
Total other comprehensive income net after tax	152,124	34,189	117,935	344.95%
TOTAL COMPREHENSIVE INCOME	7,158,012	**5,737,932**	**1,420,080**	**24.75%**
BASIC EARNINGS PER SHARE (full amount)	151,88	**123.65**	**28.23**	**22.83%**

Income From Fund Management by Bank as Mudharib

The income from fund management by banks as mudharib in 2024 was IDR25.30 trillion, an increase of 13.69% compared to 2023 which was IDR22.25 trillion. The growth in musyarakah financing throughout 2024 drove the increase in profit-sharing income by IDR2 trillion.

Income from Sales and Purchases

Income from sales and purchases in 2024 amounted to IDR13.40 trillion, an increase of 6.15% compared to 2023 which was IDR12.63 trillion. The primary driver behind this growth was murabahah receivables, which grew by 5.69% or IDR7.77 trillion in 2024.

Income from Profit Sharing

Revenue from profit sharing in 2024 amounted to IDR8.00 trillion, an increase of 34.69% compared to 2023 which was IDR5.94 trillion. The rise in profit-sharing income was mainly driven by musyarakah financing income, which increased by IDR2 trillion compared to 2023.

Income from Ijarah – Net

Income from ijarah – net in 2024 amounted to IDR192.12 billion, an increase of 23.60% compared to 2023 which was IDR155.45 billion. Increase in ijarah revenue in line with a 42.56% or IDR932.15 billion increase in ijarah assets.

Other Main operating Income

Other main operating income in 2024 amounted to IDR3.70 trillion, an increase of 4.90% compared to 2023 which was IDR3.53 trillion. The growth was driven by securities income of IDR74.15 billion and placements with Bank Indonesia amounting to IDR46.61 billion.

Third Parties' Share on Return

Third parties' share on return in 2024 amounted to IDR7.89 trillion, an increase of 31.63% compared to 2023 which amounted to IDR5.99 trillion. This increase was primarily due to the rise in mudharabah deposit profit-sharing by IDR1.39 trillion and mudharabah current account profit-sharing by IDR308.53 billion. The growth in profit-sharing for mudharabah deposits and current accounts was driven by the increase in third-party funds (DPK), which rose by IDR14.69 trillion and IDR4.82 trillion, respectively.

Other Operating Income

Other operating income in 2024 amounted to IDR5.56 trillion, an increase of 32.16% compared to 2023 which was IDR4.20 trillion. The largest contribution came from banking service fees, which increased by IDR807.59 billion compared to 2023.

Fee Based Income from Banking Services

Fee based income from Banking service fee income in 2024 amounted to IDR3.68 trillion, an increase of 28.13% compared to 2023 which was IDR2.87 trillion. This growth was primarily driven by the rise in bancassurance transaction income, which increased by IDR343.48 billion, along with Rahn income of IDR146.11 billion and internet banking service income of IDR100.04 billion.

Benefits of Investing In Securities

Gain from marketable securities in 2024 amounted to IDR587.20 billion, an increase of 142.53% compared to 2023 which was IDR242.11 billion. The primary driver of this growth was income from the sale of securities in 2024, which increased by IDR377.24 billion.

Other Income

Other income in 2024 amounted to IDR1.29 trillion, an increase of 18.26% compared to 2023 which was IDR1.09 trillion. This increase was mainly driven by the recovery of written-off receivables and financing amounting to IDR199.34 billion.

Operating Expenses

Operating expenses in 2024 amounted to IDR11.79 trillion, an increase of 15.07% compared to 2023 which amounted to IDR10.25 trillion. The primary factor behind this increase was the rise in general and administrative expenses in 2024 by IDR1.17 trillion.

Salary and Benefits

Salaries and benefit expenses increased by 4.94%, from IDR5.04 trillion in 2023 to IDR5.28 trillion in 2024.

General and Administrative

General and administrative expenses in 2024 amounted to IDR6.34 trillion, an increase of 22.68% compared to 2023 which amounted to IDR5.17 trillion. The increase was mainly driven by promotional expenses of IDR223.56 billion, depreciation of fixed assets and right-of-use assets of IDR212.05 billion, and outsourcing service fees of IDR108.23 billion.

Wadiah Bonus

The 2024 wadiah bonus burden is IDR586 million, down 47.06% compared to 2023 which was IDR1.11 billion. This decline was due to the decrease in wadiah bonuses on interbank wadiah current accounts by IDR276.36 million and non-bank wadiah current accounts by IDR246.53 million.

Others

Other expenses in 2024 reached IDR166.29 billion, showing a significant increase of 287.23% compared to IDR42.94 billion in 2023.

Provision for Impairment Losses on Earning and Non-Earning Assets – Net

The net allowance for impairment losses on earning and non-earning assets in 2024 was IDR1.89 trillion, down 27.78% compared to 2023 which was IDR2.62 trillion. This decline was in line with the maintained quality of financing throughout 2024. Additionally, there was a splitting bucket calculation for PD LGD for KUR and non-KUR financing.

Income from Operation

Income from operation in 2024 was IDR9.28 trillion, an increase of 22.22% compared to 2023 which was IDR7.59 trillion. The growth in operating profit aligned with the increase in the Bank's share of profit in 2024.

Non Operating Income – Net

Non-operating income - net in 2024 amounted to IDR4.31 billion, an increase of 300.00% compared to 2023 which amounted to (IDR2.16) billion.

Income Before Zakat and Tax Expense

Income before zakat and tax burden in 2024 was IDR9.28 trillion, an increase of 22.31% compared to 2023 which was IDR7.59 trillion.

Zakat

Zakat in 2024 amounted to IDR232.06 billion, an increase of 22.31% compared to 2023 which was IDR189.73 billion. Zakat is a portion of wealth that must be allocated by muzakki (zakat payers) to mustahiq (zakat recipients). The sources of zakat, infaq, and shadaqah funds come from the Bank and other parties, which are collected and distributed in accordance with Sharia principles.

Tax Expenses

The 2024 tax expenses is IDR2.04 trillion, an increase of 20.57% compared to 2023 which was IDR1.70 trillion.

Net Income

Net income in 2024 was IDR7.01 trillion, an increase of 22.83% compared to 2023 which was IDR5.70 trillion. This increase was supported by rising margin and profit-sharing income, as well as steady growth in fee-based income. To further enhance profitability, BSI continued its efficiency measures while maintaining sound asset quality.

Other Comprehensive Income

Other comprehensive income in 2024 amounted to IDR152.12 billion, an increase of 344.95% compared to 2023 which was IDR34.19 billion. The increase in other comprehensive income was mainly from the remeasurement of employee benefits of IDR171.31 billion and the revaluation of assets in 2024 of IDR108.91 billion.

Comprehensive Income

Comprehensive profit in 2024 amounted to IDR7.16 trillion, an increase of 24.75% compared to 2023 which was IDR5.74 trillion.

Basic Earnings Per Share

Basic earnings per share in 2024 amounted to IDR151.88, an increase of 22.83% compared to 2023 which was IDR123.65. The rise in earnings per share was in line with the Bank's profit growth in 2024.

Statements of Cash Flows

Table of Cash Flow Statement

(in IDR millions)

Description	2024	2023	Growth	
			Nominal	%
(1)	(2)	(3)	(4) = (2)-(3)	(5) = (4)/(3)
CASH FLOW FROM OPERATING ACTIVITIES				
Proceeds of margin, profit sharing, ijarah and other main operation	25,260,645	22,356,599	2,904,046	12.99%
Payment of profit sharing for temoorary syirkah funds	(7,854,159)	(5,930,162)	(1,923,997)	32.44%
Receipts from recovery of written-off financing and receivables	2,097,759	1,703,364	394,395	23.15%
Receipt of other operating income	4,266,371	3,115,816	1,150,555	36.93%
Payment of Tantiem	(110,228)	(91,574)	(18,654)	20.37%
Payment of operating expenses	(14,283,894)	(12,698,368)	(1,585,526)	12.49%
Receipt of non-operating income - net	112,287	25,571	86,716	339.12%
Payment of corporate income tax	(1,985,972)	(1,855,197)	(130,775)	7.05%
Payment of zakat	(268,348)	(205,881)	(62,467)	30.34%
Distribution of qardhul hasan funds	(117,028)	(80,736)	(36,292)	44.95%
Cash flows before changes in operating assets and liabilities	7,117,433	6,339,432	778,001	12.27%
Changes in operating assets and liabilities:				
(Increase)/decrease in operating assets:				
Marketable Securities - measured at fair value	(1,472,899)	(3,972,560)	2,499,661	(62.92%)
Other short-term securities	(115,758)	(40,287)	(75,471)	187.33%
Receivables	(7,739,380)	(11,834,760)	4,095,380	(34.60%)
Fund of Qardh	(2,466,703)	(1,605,472)	(861,231)	53.64%
Financing	(27,026,967)	(18,465,422)	(8,561,545)	46.37%
Acceptance receivables	246,083	50,175	195,908	390.45%
Assets acquired for ijarah	(932,147)	(705,535)	(226,612)	32.12%
Other assets	245,969	(2,886)	248,855	8,622.83%
Increase/(decrease) in operating liabilities:				
Obligations due Immediately	(421,137)	322,716	(743,853)	(230.50%)
Deposits from customers	6,553,248	1,861,641	4,691,607	252.01%
Deposits from other banks	2,390,047	(457,396)	2,847,443	622.53%
Acceptance liability	(246,083)	(50,175)	(195,908)	390.45%
Tax payable	(99,768)	48,173	(147,941)	(307.10%)
Other liabilities	3,757,231	283,819	3,473,412	1,223.81%
Increase in temporary partnership funds	27,023,092	30,269,572	(3,246,480)	(10.73%)
Net cash generated from operating activities	6,812,261	**2,041,035**	**4,771,226**	**233.77%**

Description	2024	2023	Growth	
			Nominal	%
(1)	(2)	(3)	(4) = (2)-(3)	(5) = (4)/(3)
CASH FLOW FROM INVESTMENT ACTIVITIES				
Sale/disposal of investments in securities	103,380,752	111,080,068	(7,699,316)	(6.93%)
Acquisition of securities	(92,955,821)	(120,672,073)	27,716,252	(22.97%)
Proceeds from sale of fixed assets	1,274	5,521	(4,247)	(76.92%)
Acquisition of fixed assets	(2,935,755)	(826,243)	(2,109,512)	255.31%
Acquisition of intangible assets	(1,144,967)	(991,632)	(153,335)	15.46%
Net cash (used for)/ obtained from investing activities	6,345,483	**(11,404,359)**	**17,749,842**	**155.64%**
CASH FLOW FROM FINANCING ACTIVITIES				
Payment of lease liabilities	(151,913)	(134,742)	(17,171)	12.74%
Dividend payment	(855,561)	(426,018)	(429,543)	100.83%
Mudharabah term financing payments	(7,778,995)	(781,307)	(6,997,688)	895.64%
Acceptance of mudharabah term financing	8,001,935	776,250	7,225,685	930.85%
Settlement of securities issued	-	(1,375,000)	1,375,000	(100.00%)
Securities issued	3,015,731	203,759	2,811,972	1,380.05%
Liabilities to Bank Indonesia	6,517,809	11,900,055	(5,382,246)	(45.23%)
Net cash provided by financing activities	8,749,006	**10,162,997**	**(1,413,991)**	**(13.91%)**
NET INCREASE IN CASH AND CASH EQUIVALENTS	21,906,750	**799,673**	**21,107,077**	**2,639.46%**
CASH AND CASH EQUIVALENTS AT THE BEGINNING OF THE YEAR	40,021,092	**39,221,419**	**799,673**	**2.04%**
CASH AND CASH EQUIVALENTS AT YEAR END	61,927,842	**40,021,092**	**21,906,750**	**54.74%**
Cash and cash equivalents at year-end consist of:				
Cash	8,080,689	5,255,841	2,824,848	53.75%
Current account and placement at Bank Indonesia	49,966,279	32,440,778	17,525,501	54.02%
Current account and placements in other banks	3,880,874	2,324,473	1,556,401	66.96%
TOTAL	61,927,842	**40,021,092**	**21,906,750**	**54.74%**

Cash Flow From Operating Activities

Net cash generated from operating activities in 2024 amounted to IDR6.81 trillion, an increase of 233.77% compared to net cash generated from operating activities in 2023 which amounted to IDR2.04 trillion. The increase was primarily driven by customer deposits, which grew by IDR4.69 trillion, and income from sales transactions, profit-sharing, ijarah, and other core business activities, which rose by IDR2.90 trillion.

Cash Flow From Investment Activities

Net cash obtained from investment activities in 2024 amounted to IDR6.35 trillion, in contrast to 2023 which recorded net cash used for investment activities amounting to negative IDR11.40 trillion. In 2024, there were more sales/disposals of securities compared to acquisitions, resulting in higher net cash from investing activities than in 2023.

Cash Flow From Financing Activities

Net cash flow obtained from financing activities in 2024 amounted to IDR8.75 trillion, down 13.91% compared to net cash obtained from financing activities in 2023 which amounted to IDR10.16 trillion. Liabilities to Bank Indonesia in 2024 decreased by IDR5.38 trillion compared to 2023, which contributed to the decline in cash flows from financing activities.

Statements of Reconciliation of Income and Revenue Sharing

Table of Revenue and Profit Sharing Reconciliation Statement

(in IDR millions)

Description	2024	2023	Growth	
			Nominal	%
(1)	(2)	(3)	(4) = (2)-(3)	(5) = (4)/(3)
Revenue from fund management as mudharib	25,298,203	22,251,743	3,046,460	13.69%
Deduction				
Current year revenue for which cash or cash equivalents have not yet been received:				
Income from sales and purchase	(620,300)	(623,425)	3,125	(0.50%)
Income from profit sharing	(79,292)	(44,429)	(34,863)	78.47%
Amortization income from the difference in the acquisition value of securities compared to the nominal value	(75,137)	(104,229)	29,092	(27.91%)
Income from ijarah - net	(33,132)	(29,685)	(3,447)	11.61%
Other main operating income	(979,776)	(889,375)	(90,401)	10.16%
	(1,787,637)	(1,691,143)	(96,494)	5.71%
Additions				
Prior year income for which cash or cash equivalents are received in the current year:				
Income from sales and purchase	623,425	588,556	34,869	5.92%
Income from profit sharing	44,429	25,972	18,457	71.06%
Amortization income from the difference in the acquisition value of securities compared to the nominal value	104,229	43,778	60,451	138.09%
Income from ijarah - net	29,685	20,093	9,592	47.74%
Other main operating income	889,375	898,140	(8,765)	(0.98%)
	1,691,143	1,576,539	114,604	7.27%
Income available for profit sharing	25,201,709	22,137,139	3,064,570	13.84%
The Bank's profit sharing rights	(17,312,680)	(16,143,971)	(1,168,709)	7.24%
Third party rights to profit sharing	7,889,029	5,993,168	1,895,861	31.63%
Detailed to:				
The rights of fund owners to the profits that have been distributed	7,597,451	5,737,236	1,860,215	32.42%
The rights of fund owners to undistributed profit sharing	291,578	255,932	35,646	13.93%
Total	7,889,029	5,993,168	1,895,861	31.63%

Revenue From Management of Funds as Mudharib

The revenue from fund management by banks as mudharib in 2024 was IDR25.30 trillion, an increase of 13.69% compared to 2023 which was IDR22.25 trillion. The most significant increase was in profit-sharing income, which grew by IDR2.06 trillion or 34.69% compared to 2023.

Current Year Income for Which Cash or Cash Equivalents Have Not Been Received

Current year income for which cash or cash equivalents have not been received in 2024 amounted to IDR1.79 trillion, an increase of 5.71% compared to 2023 which amounted to IDR1.69 trillion. The increase was due to growth in other main operating income of IDR 90.40 billion.

Previous Year Income for Which Cash or Cash Equivalents Were Received In the Current Year

The previous year's income for which cash or cash equivalents were received in the current year 2024 amounted to IDR1.69 trillion, an increase of 7.27% compared to 2023 which amounted to IDR1.58 trillion. The increase was driven by the growth in amortization income from the difference between the acquisition value of securities and their nominal value.

Available Income for Profit Sharing

The income available for profit sharing in 2024 is IDR25.20 trillion, an increase of 13.84% compared to 2023 which was IDR22.14 trillion. The increase is in line with the growth in fund management income as a mudharib.

Profit Sharing Rights Belonging to the Bank

The bank's profit sharing rights in 2024 amounted to IDR17.31 trillion, an increase of 7.24% compared to 2023 which amounted to IDR16.14 trillion.

Third Party Rights to Profit Sharing

Third party rights to profit sharing in 2024 amounted to IDR7.89 trillion, an increase of 31.63% compared to 2023 which amounted to IDR5.99 trillion. The increase was driven by the growth of mudharabah deposits and mudharabah demand deposits.

Statements on Sources and Distribution of Zakat Funds

Statement on Sources and Distribution of Zakat Funds

(in IDR millions)

Description	2024	2023	Growth	
			Nominal	%
(1)	(2)	(3)	(4) = (2)-(3)	(5) = (4)/(3)
Sources of zakat funds				
Internal bank	232,061	189,730	42,331	22.31%
External bank				
Employee	36,452	33,041	3,411	10.32%
Customers and the public	38,743	34,731	4,012	11.55%
	307,256	257,502	49,754	19.32%
Distribution of zakat funds				
Distributed to other institutions	(268,348)	(205,881)	(62,467)	30.34%
Reduction of zakat funds	38,908	51,621	(12,713)	(24.63%)
Initial balance of zakat funds	196,774	**145,153**	**51,621**	**35.56%**
Final balance of zakat funds	235,682	**196,774**	**38,908**	**19.77%**

Zakat for employees, customers, and the general public is zakat that is paid individually through the Bank's E-Channel platform and will be distributed to zakat management institutions.

Source of Zakat Funds

The source of zakat funds in 2024 was IDR307.26 billion, an increase of 19.32% compared to 2023 which was IDR257.50 billion. The increase was mainly due to the growth of zakat funds from internal banks of IDR42.33 billion.

Distribution of Zakat Funds

The distribution of zakat funds in 2024 amounted to IDR268.35 billion, an increase of 30.34% compared to 2023 which was IDR205.88 billion. BSI's zakat funds were distributed through Zakat Institutions and Zakat Fund Institution.

Statements of Sources and Use of Qardhul Hasan Funds

Statement of Sources and Uses of Qardhul Hasan Funds

(in IDR millions)

Description	2024	2023	Growth	
			Nominal	%
(1)	(2)	(3)	(4) = (2)-(3)	(5) = (4)/(3)
Source of qardhul hasan funds				
Infaq and shadaqah	84,691	63,947	20,744	32.44%
Penalty	21,972	17,915	4,057	22.65%
Non-halal income	1,240	1,733	(493)	(28.45%)
Others	4,094	-	4,094	100.00%
	111,997	83,595	28,402	33.98%
Use of qardhul hasan funds				
Donation	(117,028)	(80,736)	(36,292)	44.95%
(Decrease)/increase in benevolent funds	(5,031)	2,859	(7,890)	(275.97%)
Initial balance of qardhul hasan fund	9,907	**7,048**	**2,859**	**40.56%**
Ending balance of qardhul hasan fund	4,876	**9,907**	**(5,031)**	**(50.78%)**

In accordance with DSN-MUI Fatwa No. 123/DSN-MUI/XI/2018, the Charity Fund comes from Funds that May Not Be Recognized as Income (TBDSP Funds), including the following:

1. Transactions that are not in accordance with sharia principles that cannot be avoided including interest income (riba).
2. Sharia transactions that do not meet the provisions and limitations (pillars and/or conditions).
3. Sanction funds (fines) for not fulfilling obligations according to the agreement.
4. Funds whose owner is unknown, whose owner is known but not found or whose owner is known but the cost of returning it is greater than the amount of the funds.

qardhul hasan funds consist of social funds originating from fines/penalties, transactions that are not in accordance with sharia principles, and infaq and shadaqah originating from E-Channel. Infaq and shadaqah are assets that are voluntarily given by their owners, whether the allocation is limited (determined) or not. Others consist of accounts for holding financing installments, obligations to third parties, administration accounts, clearing intermediaries and others.

Source of Qardhul Hasan Funds

The total source of qardhul hasan in 2024 was IDR111.99 billion, an increase of 33.98% compared to 2023 which was IDR83.60 billion. The increase was mainly due to an increase in infaq and shadaqah in 2024 of IDR20.74 billion.

Use of Qardhul Hasan Funds

The use of qardhul hasan in 2024 amounted to IDR117.03 billion, an increase of 44.95% compared to 2023 which amounted to IDR80.74 billion. This was due to an increase in donations in 2024.

Profit Sharing Distribution Report

Throughout 2023-2024, the distribution of profit sharing for fund collection and distribution activities is presented in the table below.

Fund Collection

The total average balance of fund collection in 2024 amounted to IDR231.61 trillion, with total revenue allocated for profit sharing reaching IDR1.74 trillion. Meanwhile, the total average balance of fund collection in 2023 was IDR208.43 trillion, with total revenue allocated for profit sharing amounting to IDR1.57 trillion.

Table of Profit Sharing Distribution Report for Fund Collection in 2024

Type of Fund Collection	Net Revenue Sharing					Profit Sharing				
	Average Balance	Shared Income	Owner's Share Ratio			Average Balance	Shared Income	Owner's Share Ratio		
			Pre-agreed profit sharing (%)	Total Profit Sharing	Indicated of Rate of Return (%)			Pre-agreed profit sharing (%)	Total Profit Sharing	Indikasi Rate of Return (%)
	A	B	C	D	E	A	B	C	D	E
1. Placement at other banks	297,754	2,231	20.44	456	1.84	-	-	-	-	-
2. Mudharabah current account	35,781,434	268,101	43.07	115,482	3.87	-	-	-	-	-
3. Mudharabah savings	78,679,701	589,527	5.71	33,675	0.51	-	-	-	-	-
4. Mudharabah time deposit	112,646,493	844,033	-	221,594	-	-	-	-	-	-
a. 1 Month	61,879,491	463,648	25.19	116,783	2.26	-	-	-	-	-
b. 3 Months	29,533,162	221,285	27.69	61,275	2.49	-	-	-	-	-
c. 6 Months	12,711,555	95,245	28.15	26,814	2.53	-	-	-	-	-
d. 12 Months	8,522,285	63,855	26.19	16,722	2.35	-	-	-	-	-
5. Issued securities	3,200,000	26,397	68.52	18,086	6.78	-	-	-	-	-
6. Received financing	1,000,000	7,493	75.63	5,667	6.80	-	-	-	-	-
Total	231,605,382	1,737,782	-	394,960	-	-	-	-	-	-

Table of Profit-Sharing Distribution Report for Fund Collection in 2023

Type of Fund Collection	Net Revenue Sharing					Profit Sharing				
	Average Balance	Shared Income	Owner's Share Ratio			Average Balance	Shared Income	Owner's Share Ratio		
			Pre-agreed profit sharing (%)	Total Profit Sharing	Indicated Rate of Return(%)			Pre-agreed profit sharing (%)	Total Profit Sharing	Indicated of Rate of Return (%)
	A	B	C	D	E	A	B	C	D	E
1. Placement in other banks	389,564	2,930	20.31	595	1.83	-	-	-	-	-
2. Mudharabah current account	30,295,642	227,875	46.97	107,044	4.24	-	-	-	-	-
3. Mudharabah savings	72,646,672	546,426	7.53	41,172	0.68	-	-	-	-	-
4. Mudharabah time deposit	104,125,452	783,200	-	211,707	-	-	-	-	-	-
a. 1 Month	59,224,732	445,471	26.74	119,118	2.41	-	-	-	-	-
b. 3 Months	26,030,204	195,791	27.68	54,186	2.50	-	-	-	-	-
c. 6 Months	8,308,741	62,496	28.10	17,559	2.54	-	-	-	-	-
d. 12 Months	10,561,775	79,442	26.24	20,844	2.37	-	-	-	-	-
5. Securities Issued	200,000	1,504	87.57	1,317	7.90	-	-	-	-	-
6. Received financing	776,250	5,839	71.45	4,172	6.45	-	-	-	-	-
Total	208,433,580	1,567,774	-	366,007	-	-	-	-	-	-

Fund Distribution

The total average balance of fund distribution in 2024 amounted to IDR290.48 trillion, with a total revenue to be shared of IDR2.09 trillion. Meanwhile, in 2023, the total average balance of fund distribution was IDR260.63 trillion, with a total revenue to be shared of IDR1.85 trillion.

Table of Profit-Sharing Distribution Report of Fund Distribution

(in IDR millions)

Type of Fund Distribution	2024		2023	
	Average Balance	Revenue to be Shared	Average Balance	Revenue to be Shared
	A	B	A	B
Placement in other banks	578,681	69	349,737	-
Securities owned	42,918,753	238,435	47,197,896	246,704
Murabahah receivables	133,680,881	1,107,156	127,477,713	1,049,102
Istishna receivables	13	10	32	8
Multijasa-service receivables	173,810	1,535	207,950	1,975
Pawn financing	-	-	-	-
Mudharabah financing	2,702,825	10,065	1,770,933	6,591
Musyarakah financing	107,209,841	711,969	81,363,476	530,526
Lease financing	3,214,823	19,841	2,260,540	14,527
Other financing	-	-	-	-
Total	290,479,627	2,089,080	**260,628,277**	**1,849,433**

Debt Payment Ability and Receivables Collectibility

Debt Payment Ability

Creditor Rights Protection

BSI has policies regarding the fulfillment of creditors' rights, one of which is through the rights of mudharabah sukuk holders. The rights of mudharabah sukuk holders are paripassu (equal), without preferential rights, with other BSI creditors' rights, both existing and future, except for BSI creditors' rights that are specifically secured by BSI's assets, whether existing or future.

Creditor protection includes BSI's obligation to pay the entire amount due to mudharabah sukuk holders, consisting of mudharabah sukuk funds, profit-sharing income, and late payment penalties (if any). These payments must be made on the scheduled repayment date of the mudharabah sukuk funds and the profit-sharing income payment date, in accordance with the provisions of the mudharabah sukuk trustee agreement (whichever is applicable).

Short-Term Debt Payment Ability (Liquidity)

A bank's liquidity is influenced by financing structure, asset liquidity, third-party liabilities, and financing commitments to debtors. BSI's liquidity adequacy is measured using the Financing to Deposit Ratio (FDR). The calculation of the FDR (Financing to Deposit Ratio) refers to the Financial Services Authority Circular Letter (SEOJK) Number 10/SEOJK.03/2020 concerning the Transparency and Publication of Reports for Sharia Banks and Sharia Business Units.

Tabel of Short-Term Debt Payment Ability

(In %)

Description	2024	2023	Increase/Decrease
(1)	(2)	(3)	(4) = (2)-(3)
Financing to Deposit Ratio (FDR)	84.97%	81.73%	3.24%

The FDR (Financing to Deposit Ratio) in 2024 was 84.97%, an increase from 81.73% in 2023. This indicates that the distribution of funds (financing) in 2024 was more optimal compared to 2023, leading to a higher financing growth of IDR38.15 trillion or 15.89%, compared to the increase in third-party funds (DPK), which amounted to IDR33.68 trillion or 11.46% year-on-year.

Long-Term Debt Payment Ability (Solvency)

The bank measures solvency through the Capital Adequacy Ratio (CAR). It ensures sufficient capital to cover credit risk, market risk, and operational risk. The calculation of the CAR refers to Financial Services Authority Regulation (POJK) Number 21/POJK.03/2014 concerning the Minimum Capital Requirement for Sharia Commercial Banks.

Table of Long-Term Debt Payment Ability

(In %)

Description	2024	2023	Increase/Decrease
(1)	(2)	(3)	(4) = (2)-(3)
Capital Adequacy Ratio (CAR)	21.40%	21.04%	0.36%

The CAR in 2024 stood at 21.40%, an increase from 21.04% in 2023. The rise in net profit in 2024 was a key factor contributing to the increase in capital. This ratio also reflects the bank's strong solvency, as it exceeds the minimum CAR requirement set by the regulator, ensuring the bank's ability to anticipate various risks, including credit risk, market risk, and operational risk.

Debt Payment Ability From Issued Securities

The ability to repay debt can also be reflected through the rating of securities issued by BSI, namely sukuk. The securities issued are regularly assessed by rating agencies to support their creditworthiness. The quality of the securities is highly determined by the issuing company's ability to repay them upon maturity and its capacity to pay interest or coupons throughout the issuance period.

Table of Debt Payment Ability from Issued Securities

Description	Rating	
	2024	2023
Subordinated Medium-Term Sukuk Mudharabah of PT Bank Syariah Indonesia, Tbk 2023	$_{id}$AA (sy) oleh (Pefindo)	$_{id}$AA (sy) oleh (Pefindo)
Sustainable Sukuk Mudharabah I Bank BSI Phase I 2024	$_{Id}$AAA oleh (Pefindo)	-

Table of Rating Meaning

Rating Agency	Rating	Meaning
Pefindo	$_{Id}$AAA	The highest rating, indicating that the issuer has an extremely high ability to meet its financial obligations.
	$_{Id}$AA	A high rating, showing that the issuer has an excellent ability to pay debts, but slightly lower than AAA

Receivables Collectibility

The calculation of the Bank's non-performing financing (NPF) ratio for 2024 and 2023 refers to the Financial Services Authority Circular No. 10/SEOJK.03/2020 dated July 1, 2020, concerning Transparency and Publication of Reports for Islamic Commercial Banks and Islamic Business Units.

Table of Bank's Non-Performing Financing Ratio

(In %)

Description	2024	2023	Increase/Decrease
(1)	(2)	(3)	(4) = (2)-(3)
Non Performing Financing (NPF) Gross	1.90%	2.08%	(0.18%)
Non Performing Financing (NPF) Nett	0.50%	0.55%	(0.05%)

The NPF Gross (before deducting allowance for impairment losses) in 2024 stood at 1.90%, improving by 0.18% compared to 2.08% in 2023. Meanwhile, NPF Net decreased by 0.05%, from 0.55% in 2023 to 0.50% in 2024. Maintained financing quality and selective financing distribution in 2024 led to a decrease or improvement in the NPF ratio.

Productive Asset Quality Analysis

In 2024, the total productive assets of both related and unrelated parties at BSI amounted to IDR346.58 trillion, an increase of 9.35% compared to 2023, which stood at IDR316.95 trillion. The increase in productive assets was primarily driven by financing growth of IDR38.17 trillion

The composition of productive assets in 2024 includes IDR336.33 trillion categorized as current, IDR4.97 trillion under special mention, IDR1.32 trillion as substandard, IDR684.44 billion as doubtful, and IDR3.27 trillion as non-performing.

Table of Productive Asset Quality Table

(in IDR millions)

No.	ITEMS	INDIVIDUAL						
		2024						
		Current	Special Mention	Substandard	Doubtful	Loss	Total	
A.	**RELATED PARTIES**	1,622,945	-	-	-	-	1,622,945	
1	**Placements in Other Banks**	128,548	-	-	-	-	128,548	
	a. Rupiah	106,497	-	-	-	-	106,497	
	b. Foreign Currency	22,051	-	-	-	-	22,051	
2	**Spot and Forward Receivables**	-	-	-	-	-	-	
	a. Rupiah	-	-	-	-	-	-	
	b. Foreign Currency	-	-	-	-	-	-	
3	**Securities Owned**	193,454	-	-	-	-	193,454	
	a. Rupiah	193,454	-	-	-	-	193,454	
	b. Foreign Currency	-	-	-	-	-	-	
4	**Acceptance Receivables**	42,433	-	-	-	-	42,433	
5	**Receivables-Based and Lease-Based Financing**	57,017	-	-	-	-	57,017	

The level of financing collectibility can be assessed based on the smoothness of financing repayments. The disbursed financing and its collectibility classification are reflected in the following table.

TTable of Receivables Based on Collectibility Category

(in IDR millions)

Description	2024		2023		Increase/Decrease	
	Principal	Allowance for Impairment Losses	Principal	Allowance for Impairment Losses	Pincipal	Allowance for Impairment Losse
(1)	(2)	(3)	(4)	(5)	(6) = (2)-(4)	(7) = (3)-(5)
Current	268,203,867	4,184,861	230,399,752	3,927,279	37,804,115	257,582
Special Mention	4,998,011	2,225,343	4,929,487	2,088,204	68,524	137,139
Substandard	1,319,945	527,992	1,483,459	706,100	(163,514)	(178,108)
Doubtful	684,435	250,251	866,731	438,182	(182,296)	(187,931)
Loss	3,274,985	3,103,235	2,636,615	2,528,697	638,370	574,538
Total	278,481,243	10,291,682	**240,316,044**	**9,688,462**	**38,165,199**	**603,220**

The total principal and financing receivables in 2024 amounted to IDR278.48 trillion, an increase of IDR38.16 trillion compared to 2023, which stood at IDR240.32 trillion. In 2024, the principal and financing receivables categorized as current amounted to IDR268.20 trillion, under special mention amounted to IDR5.00 trillion, substandard amounted to IDR1.32 billion, doubtful amounted to Rp684.44 billion, and non-performing amounted to IDR3.27 trillion.

INDIVIDUAL						
	2023					
	Current	Special Mention	Substandard	Doubtful	Loss	Total
1,527,157	-	-	-	-	**1,527,157**
105,240	-	-	-	-	**105,240**
71,630	-	-	-	-	71,630
33,610	-	-	-	-	33,610
-	-	-	-	-	-
-	-	-	-	-	-
-	-	-	-	-	-
147,792	-	-	-	-	**147,792**
147,792	-	-	-	-	147,792
-	-	-	-	-	-
61,610	-	-	-	-	**61,610**
46,340	-	-	-	-	**46,340**

No.	ITEMS	INDIVIDUAL						
		2024						
		Current	Special Mention	Substandard	Doubtful	Loss	Total	
	a. MSME Customers	-	-	-	-	-	-	
	i, Rupiah	-	-	-	-	-	-	
	ii, Foreign Currency	-	-	-	-	-	-	
	b. Non-MSME Customers	57,017	-	-	-	-	57,017	
	i, Rupiah	57,017	-	-	-	-	57,017	
	ii, Foreign Currency	-	-	-	-	-	-	
	c. Restructured Financing	-	-	-	-	-	-	
	i, Rupiah	-	-	-	-	-	-	
	ii, Foreign Currency	-	-	-	-	-	-	
6	**Profit-Sharing Financing**	1,146,577	-	-	-	-	1,146,577	
	a. MSME Customers	-	-	-	-	-	-	
	i, Rupiah	-	-	-	-	-	-	
	ii, Foreign Currency	-	-	-	-	-	-	
	b. Non-MSME Customers	1,146,577	-	-	-	-	1,146,577	
	i, Rupiah	1,146,577	-	-	-	-	1,146,577	
	ii, Foreign Currency	-	-	-	-	-	-	
	c. Restructured Financing	-	-	-	-	-	-	
	i, Rupiah	-	-	-	-	-	-	
	ii, Foreign Currency	-	-	-	-	-	-	
7	**Equity Participation**	-	-	-	-	-	-	
8	**Commitments and Contingencies**	54,916	-	-	-	-	54,916	
	a. Rupiah	54,916	-	-	-	-	54,916	
	b. Foreign Currency	-	-	-	-	-	-	
B.	**UNRELATED PARTIES**	334,710,939	4,970,827	1,319,946	684,436	3,274,984	344,961,132	
1	**Placements in Other Banks**	1,352,326	-	-	-	-	1,352,326	
	a. Rupiah	193,933	-	-	-	-	193,933	
	b. Foreign Currency	1,158,393	-	-	-	-	1,158,393	
2	**Spot and Forward Receivables**	-	-	-	-	-	-	
	a. Rupiah	-	-	-	-	-	-	
	b. Foreign Currency	-	-	-	-	-	-	
3	**Securities Owned**	64,458,351	-	-	-	-	64,458,351	
	a. Rupiah	55,582,680	-	-	-	-	55,582,680	
	b. Foreign Currency	8,875,671	-	-	-	-	8,875,671	
4	**Acceptance Receivables**	147,712	-	-	-	-	147,712	
5	**Receivables-Based and Lease-Based Financinga**	154,881,030	2,178,512	895,038	555,608	2,169,439	160,679,627	
	a. MSME Customers	35,827,329	528,409	320,714	171,936	437,931	37,286,319	
	i, Rupiah	35,576,086	528,409	320,714	171,936	437,931	37,035,076	
	ii, Foreign Currency	251,243	-	-	-	-	251,243	
	b. Non-MSME Customers	119,053,701	1,650,103	574,324	383,672	1,731,508	123,393,308	
	i, Rupiah	116,138,180	1,650,103	574,324	383,672	1,731,508	120,477,787	
	ii, Foreign Currency	2,915,521	-	-	-	-	2,915,521	

INDIVIDUAL						
	2023					
	Current	Special Mention	Substandard	Doubtful	Loss	Total
	289	-	-	-	-	289
	289	-	-	-	-	289
	-	-	-	-	-	-
	46,051	-	-	-	-	46,051
	46,051	-	-	-	-	46,051
	-	-	-	-	-	-
	-	-	-	-	-	-
	-	-	-	-	-	-
	-	-	-	-	-	-
	1,084,211	**-**	**-**	**-**	**-**	**1,084,211**
		-	-	-	-	-
		-	-	-	-	-
		-	-	-	-	-
	1,084,211	-	-	-	-	1,084,211
	1,084,211	-	-	-	-	1,084,211
		-	-	-	-	-
		-	-	-	-	-
		-	-	-	-	-
		-	-	-	-	-
		-	-	-	-	-
	81,964	**-**	**-**	**-**	**-**	**81,964**
	81,964	-	-	-	-	81,964
	-	-	-	-	-	-
	305,440,046	**4,900,652**	**1,483,459**	**866,730**	**2,735,615**	**315,426,502**
	1,969,233	**-**	**-**	**-**	**-**	**1,969,233**
	317,627	-	-	-	-	317,627
	1,651,606	-	-	-	-	1,651,606
	-	**-**	**-**	**-**	**-**	**-**
	-	-	-	-	-	-
	-	-	-	-	-	-
	71,304,734	**-**	**-**	**-**	**99,000**	**71,403,734**
	69,304,449	-	-	-	99,000	69,403,449
	2,000,285	-	-	-	-	2,000,285
	369,618	**-**	**-**	**-**	**-**	**369,618**
	144,087,610	**2,193,525**	**856,023**	**693,907**	**1,717,884**	**149,548,949**
	30,419,670	582,952	295,023	246,213	337,464	31,881,322
	30,398,595	582,952	295,023	246,213	337,464	31,860,247
	21,075	-	-	-		21,075
	113,667,940	1,610,573	561,000	447,694	1,380,420	117,667,627
	111,648,069	1,610,573	561,000	447,694	1,380,420	115,647,756
	2,019,871	-	-	-	-	2,019,871

No.	ITEMS	INDIVIDUAL						
		2024						
		Current	Special Mention	Substandard	Doubtful	Loss	Total	
	c. Restructured Financing	2,911,577	354,236	302,273	162,287	1,265,413	4,995,786	
	i, Rupiah	2,911,577	354,236	302,273	162,287	1,265,413	4,995,786	
	ii, Foreign Currency	-	-	-	-	-	-	
6	**Profit-Sharing Financing**	111,526,474	2,791,965	424,908	128,828	1,105,545	115,977,720	
	a. MSME Customers	14,532,326	77,584	101,361	68,284	349,304	15,128,859	
	i, Rupiah	14,064,381	77,584	101,361	68,284	349,304	14,660,914	
	ii, Foreign Currency	467,945	-	-	-	-	467,945	
	b. Non-MSME Customers	96,994,148	2,714,381	323,547	60,544	756,241	100,848,861	
	i, Rupiah	94,383,085	2,589,427	158,666	60,544	756,241	97,947,963	
	ii, Foreign Currency	2,611,063	124,954	164,881	-	-	2,900,898	
	c. Restructured Financing	6,991,160	2,574,564	315,893	51,579	794,577	10,727,773	
	i, Rupiah	6,223,892	2,449,610	151,012	51,579	794,577	9,670,670	
	ii, Foreign Currency	767,268	124,954	164,881	-	-	1,057,103	
7	**Equity Participation**	-	-	-	-	-	-	
8	**Commitments and Contingencies**	2,350,046	350	-	-	-	2,350,396	
	a. Rupiah	1,343,667	350	-	-	-	1,344,017	
	b. Foreign Currency	1,006,379	-	-	-	-	1,006,379	
III	OTHER INFORMATION							
1	Total Bank Assets Used as Collateral:						19,800,000	
	a. With Bank Indonesia						19,800,000	
	b. With Other Parties						-	
2	Foreclosed Collateral						-	

Capital Structure

BSI consistently maintains an optimal capital structure to support its business development.

Details of Capital Structure

Mandiri Syariah's capital structure consists of Core Capital (Tier 1) and Supplementary Capital (Tier 2). The details of BSI's capital structure are as follows.

Table of Details of Capital Structure

(in IDR millions)

Capital Components	Individual	
	2024	2023
I **Core Capital (Tier I)**	41,685,617	36,095,427
1. **Common Equity Tier 1 (CET 1)**	41,685,617	36,095,427
1.1. Paid-up Capital	22,923,383	22,923,383
1.2. Additional Capital Reserves	21,699,922	15,503,653
1.2.1. Increasing Factors	29,067,327	22,814,244
1.2.1.1 Other Comprehensive Income	553,440	450,684

INDIVIDUAL						
	2023					
	Current	Special Mention	Substandard	Doubtful	Loss	Total
	4,556,503	687,343	371,121	401,958	1,310,476	7,327,411
	4,474,280	687,343	371,121	401,958	1,310,476	7,245,188
	82,223	-	-	-	-	82,223
	84,587,477	**2,706,652**	**627,436**	**172,823**	**918,731**	**89,013,119**
	12,797,637	153,659	109,497	133,400	298,181	13,492,374
	12,725,685	153,659	109,497	133,400	298,181	13,420,422
	71,952	-	-	-	-	71,952
	71,789,840	2,552,993	517,939	39,423	620,550	75,520,745
	70,020,881	2,552,993	184,145	39,423	620,550	73,417,992
	1,768,959	-	333,794	-	-	2,102,753
	7,487,163	2,523,870	553,633	125,187	752,301	11,442,154
	6,749,120	2,523,870	219,839	125,187	752,301	10,370,317
	738,043	-	333,794	-	-	1,071,837
		-	-	-	-	-
	3,121,374	**475**	**-**	**-**	**-**	**3,121 849**
	2,082,954	475	-	-	-	2,083,429
	1,038,420	-	-	-	-	1,038,420
						12,500,000
						12,500,000
						-
						-

Capital Components	Individual	
	2024	2023
1.2.1.1.1 Excess from foreign exchange translation of financial statements	-	-
1.2.1.1.2 Potential gains from increased fair value of financial assets measured at fair value through other comprehensive income	-	6,154
1.2.1.1.3 Surplus balance on revaluation of fixed assets	553,440	444,530
1.2.1.2 Other Disclosed Reserves	28,513,887	22,363,560
1.2.1.2.1 Agio Ordinary share	3,381,491	3,381,491
1.2.1.2.2 General reserves	3,377,462	2,236,713
1.2.1.2.3 Retained earnings from previous years after tax	14,678,422	10,970,989

Capital Components	Individual	
	2024	2023
1.2.1.2.4 Profit for the year after tax	7,005,888	5,703,743
1.2.1.2.5 Paid-up capital funds	-	-
1.2.1.2.6 Donated capital	-	-
1.2.1.2.7 Issued warrants	-	-
1.2.1.2.8 Stock options, which are issued as part of stock-based compensation programs	70,624	70,624
1.2.2. Deduction Factors -/-	7,367,405	7,310,591
1.2.2.1 Other comprehensive expenses	56,814	-
1.2.2.1.1 Deficiency from foreign exchange translation of financial statements	-	-
1.2.2.1.2 Potential losses from a decrease in the fair value of financial assets measured at fair value through other comprehensive income.	56,814	-
1.2.2.2 Other disclosed reserves	7,310,591	7,310,591
1.2.2.2.1 Disagio Ordinary share	7,310,591	7,310,591
1.2.2.2.2 Accumulated losses from previous years	-	-
1.2.2.2.3 Current year's losses	-	-
1.2.2.2.4 Shortfall between Asset Write-off Allowance (PPA) and Impairment Loss Reserves (CKPN) on productive assets	-	-
1.2.2.2.5 Shortfall in fair value adjustments of financial instruments in the Trading Book	-	-
1.2.2.2.6 PPA on non-productive assets required to be established	-	-
1.3. Non-Controlling Interests That Can Be Counted		
1.4. Deduction Factors for Common Equity Tier 1(-/-)	2,937,688	2,331,609
1.4.1 Deferred tax calculation	2,056,727	1,665,694
1.4.2 Goodwill	-	-
1.4.3 All other intangible assets	880,961	665,915
1.4.4 Investments considered as deduction factors	-	-
1.4.5 Capital deficiency in insurance subsidiaries	-	-
1.4.6 Securitization exposure	-	-
1.4.7 Other deduction factors for Common Equity Tier 1	-	-
1.4.7.1 Fund placements in AT1 and/or Tier 2 instruments at other banks	-	-
2. Additional Tier 1 Capital (AT 1)	-	-
2.1 Instruments that meet AT1 requirements	-	-
2.2 Agio/Disagio	-	-
2.3 Deduction Factors for Additional Tier 1 Capital (-/-)	-	-
2.3.1 Fund placements in AT1 and/or Tier 2 instruments at other banks.	-	-
II Supplementary Capital (Tier 2)	2,265,714	**2,019,801**
1. Capital Instruments in the form of shares or other assets that meet Tier 2 requirements	160,000	200,000
2. Agio/Disagio	-	-
3. PPA general reserves for earning assets that must be established (maximum 1.25% RWA Credit Risk)	2,105,714	1,819,801
4. Appropriated reserves	-	-

Capital Components	Individual	
	2024	2023
5. Deduction Factors for Supplementary Capital (-/-)	-	-
5.1 Sinking fund	-	-
5.2 Fund placements in Tier 2 instruments at other banks	-	-
Total Capital	**43,951,331**	**38,115,228**
RISK-WEIGHTED ASSETS		
RWA FOR CREDIT RISK	168,052,923	145,078,091
RWA FOR	1,693,430	1,640,536
RWA FOR OPERATIONAL RISK	35,598,536	34,400,820
Total RWA	205,344,889	181,119,447
CAR ACCORDING TO RISK PROFILE (%)	**9.99**	**9.99**
CAPITAL ALLOCATION TO MEET CAR ACCORDING TO RISK PROFILE		
From CET 1 (%)	8.89	8.88
From AT 1 (%)	0.00	0.00
From Tier 2 (%)	**1.10**	**1.11**
CAR		
CET1 Ratio (%)	20.30	19.93
Tier 1 Ratio (%)	20.30	19.93
Tier 2 Ratio (%)	1.10	1.11
KPMM Ratio (%)	21.40	21.04
CET 1 FOR CAPITAL BUFFER (%)	**11.41**	**11.05**
REQUIRED CAPITAL BUFFER PERCENTAGE FOR BANKS (%)	**3.50**	**3.50**
Capital Conservation Buffer (%)	2.50	2.50
Countercyclical Buffer (%)	0.00	0.00
Capital Surcharge for Systemically Important Banks (%)	1.00	1.00

Management Policy on Capital Structure and Basis for Selecting Capital Structure Management Policy

The Capital Plan prepared by BSI is based on the latest study of economic developments and the results of an analysis of mandatory capital requirements. The Board of Directors formulates this Capital Plan as part of BSI's Business Plan, which is then approved by the Board of Commissioners. BSI regularly plans and reviews capital needs together, supported by relevant data and analysis. In this planning, BSI consistently aligns financial goals and capital adequacy with existing risks, ensuring that BSI's business remains in line with the capital and liquidity requirements set forth.

BSI's capital management aims to safeguard the Bank's ability to sustain its business continuity. This ensures that the Bank can continue to provide favorable returns to shareholders, deliver benefits to other stakeholders, and maintain an optimal capital structure to minimize the cost of capital. In assessing capital adequacy, Bank Syariah Indonesia refers to the provisions outlined in Financial Services Authority Regulation No. 21/POJK.03/2014 concerning the Minimum Capital Requirement for Sharia Commercial Banks.

In 2024, the capital adequacy ratio, taking into account credit, operational, and market risks, reached 21.40%, an increase from 21.04% in 2023. This ratio remains well above the minimum capital adequacy requirement, which, in relation to the Bank's risk profile, stands at 9.99%.

Risk Exposure and Capital Information

This section explains risk management exposure. For explanations related to types of risks, please refer to the Risk Profile and Management section in the Corporate Governance part of this Annual Report.

Credit Risk

Credit risk is arising from a customer's or other party's failure to fulfill their obligations to the Bank as agreed in the contract. This includes credit risk due to debtor failure, credit concentration risk (counterparty credit risk), credit risk arising from settlement failure (settlement risk), and credit risk associated with country risk.

The following is disclosure information for credit risk exposure.

Net Receivables Based on Region

Table of Net Receivables by Region as of December 31, 2024

(Rp Million)

No.	Portfolio Category	December 31, 2024				
		Net Receivables by Region				
		Sumatera	Jakarta	Jawa	Kalimantan	
(1)	(2)	(3)	(4)	(5)	(6)	
1	Government Receivables	-	109,664,745	-	-	
2	Public Sector Entities Receivables	2,280,233	13,669,641	1,124,717	-	
3	Multilateral Development Banks and International Institutions Receivables	-	-	-	-	
4	Bank Receivables	60,046	3,966,453	529,010	2	
5	Home Secured Financing	6,926,650	4,985,024	33,704,441	1,917,984	
6	Commercial Property Secured financing	15,888	-	9,574	-	
7	Employee/Pensioner Financing	19,781,796	2,820,889	10,456,026	3,564,016	
8	Micro-Businesses, Small Businesses, and Retail Portfolios Receivables	26,991,214	4,750,794	27,523,101	4,701,395	
9	Corporate Receivables	18,069,809	19,495,542	31,252,883	17,365,817	
10	Matured Receivables	472,922	129,275	613,660	77,405	
11	Other Assets	3,852,968	11,021,567	3,256,732	778,614	
	Total	78,451,526	170,503,930	108,470,144	28,405,233	

Table of Net Receivables by Region as of December 31, 2023

(Rp Million)

No.	Portfolio Category	December 31, 2023				
		Net Receivables by Region				
		Sumatera	Jakarta	Jawa	Kalimantan	
(1)	(2)	(3)	(4)	(5)	(6)	
1	Government Receivables	-	103,170,615	-	-	
2	Public Sector Entities Receivables	-	14,711,814	1,290,564	-	
3	Multilateral Development Banks and International Institutions Receivables					
4	Bank Receivables	97,588	2,400,808	415,155	74	
5	Home Secured Financing	6,442,227	4,477,530	28,070,674	2,000,868	

	December 31, 2024				
	Net Receivables by Region				
	Sulawesi & Maluku	Bali & Nusa Tenggara	Irian Jaya & Papua	Outside Indonesia	Total
	(7)	(8)	(9)	(10)	(11)
	6,000	-	-	-	109,670,745
	-	173,593	-	-	17,248,184
	-	-	-	-	-
	6,518	-	-	-	4,562,029
	1,703,849	924,249	21,134	-	50,183,331
	-	-	-	-	25,462
	6,405,084	2,535,737	314,972	-	45,878,520
	5,239,443	2,804,100	320,054	-	72,330,101
	2,232,909	1,393,640	254,921	816,307	90,881,828
	54,387	63,122	1,163	-	1,411,934
	747,554	319,840	30,091	10,531	20,017,897
	16,395,744	8,214,281	942,335	826,838	412,210,031

	December 31, 2023				
	Net Receivables by Region				
	Sulawesi & Maluku	Bali & Nusa Tenggara	Irian Jaya & Papua	Outside Indonesia	Total
	(7)	(8)	(9)	(10)	(11)
	-	-	-	-	103,170,615
	-	-	-	-	16,002,378
					-
	10,149	-	-	-	2,923,774
	1,591,560	876,038	19,408	-	43,478,305

No.	Portfolio Category	December 31, 2023				
		Net Receivables by Region				
		Sumatera	Jakarta	Jawa	Kalimantan	
(1)	(2)	(3)	(4)	(5)	(6)	
6	Commercial Property Secured financing	-	-	-	-	
7	Employee/Pensioner Financing	18,620,732	1,828,532	9,882,078	3,433,883	
8	Micro-Businesses, Small Businesses, and Retail Portfolios Receivables	21,605,361	4,494,116	23,503,094	3,426,968	
9	Corporate Receivables	15,089,414	18,980,559	27,202,635	12,568,702	
10	Matured Receivables	459,934	141,636	557,261	72,004	
11	Other Assets	2,086,523	8,567,744	1,764,624	410,373	
	Total	**64,401,779**	**158,773,354**	**92,686,085**	**21,912,872**	

Receivables and Provisioning Based on Economic Sector

Table of Net Receivables Based on Remaining Contract Term as of December 31, 2024

(Rp Million)

No.	Portfolio Category	December 31, 2024					
		Net Receivable by Remaining Maturity of Contract					
		< 1 Year	> 1 year to 3 years	> 3 years to 5 years	> 5 years	Non Contractual	Total
(1)	(2)	(3)	(4)	(5)	(6)	(7)	(8)
1	Government Receivables	83,132,600	12,988,347	7,102,878	6,446,920	-	109,670,745
2	Public Sector Entities Receivables	7,093,643	1,708,374	1,417,675	7,028,492	-	17,248,184
3	Multilateral Development Banks and International Institutions Receivables	-	-	-	-	-	-
4	Bank Receivables	4,366,607	58,829	86,390	50,203	-	4,562,029
5	Home Secured Financing	192,311	1,436,222	3,686,936	44,867,862	-	50,183,331
6	Commercial Property Secured financing	24,925	-	537	-	-	25,462
7	Employee/Pensioner Financing	263,922	2,608,664	5,643,959	37,361,975	-	45,878,520
8	Micro-Businesses, Small Businesses, and Retail Portfolios Receivables	10,210,279	20,301,422	20,122,278	21,696,122	-	72,330,101
9	Corporate Receivables	13,448,867	12,150,297	12,185,301	53,097,363	-	90,881,828
10	Matured Receivables	169,375	312,207	241,017	689,335	-	1,411,934
11	Other Assets	4,544,744	228,204	411,502	816,158	14,017,289	20,017,897
	Total	123,447,273	51,792,566	50,898,473	172,054,430	14,017,289	412,210,031

	December 31, 2023				
	Net Receivables by Region				
	Sulawesi & Maluku	Bali & Nusa Tenggara	Irian Jaya & Papua	Outside Indonesia	Total
	(7)	(8)	(9)	(10)	(11)
	6,923	-	-	-	6,923
	6,027,850	2,182,877	314,674	-	42,290,626
	3,721,270	2,470,361	217,045	-	59,438,215
	1,362,881	668,397	266,108	-	76,138,696
	53,223	51,359	1,752	-	1,337,169
	301,462	102,245	15,413	-	13,248,384
	13,075,318	**6,351,277**	**834,400**	**-**	**358,035,085**

Table of Net Receivables Based on Remaining Contract Term as of December 31, 2023

(Rp Million)

No.	Portfolio Category	December 31, 2023					
		Net Receivable by Remaining Maturity of Contract					
		< 1 Year	> 1 year to 3 years	> 3 years to 5 years	> 5 years	Non Contractual	Total
(1)	(2)	(3)	(4)	(5)	(6)	(7)	(8)
1	Government Receivables	72,061,730	17,904,457	7,139,766	6,064,662	-	103,170,615
2	Public Sector Entities Receivables	8,372,624	804,801	1,292,528	5,532,425	-	16,002,378
3	Multilateral Development Banks and International Institutions Receivables	-	-	-	-	-	-
4	Bank Receivables	2,632,715	166,911	67,548	56,600	-	2,923,774
5	Home Secured Financing	136,432	1,386,355	2,933,022	39,022,496	-	43,478,305
6	Commercial Property Secured financing	2,838	4,085	-	-	-	6,923
7	Employee/Pensioner Financing	158,990	2,189,121	4,484,488	35,458,027	-	42,290,626
8	Micro-Businesses, Small Businesses, and Retail Portfolios Receivables	7,334,172	15,409,195	16,411,344	20,283,504	-	59,438,215
9	Corporate Receivables	13,391,282	10,826,924	12,062,625	39,857,865	-	76,138,696
10	Matured Receivables	126,385	360,813	241,519	608,452	-	1,337,169
11	Other Assets	-	-	-	-	13,248,384	13,248,384
	Total	**104,217,168**	**49,052,662**	**44,632,840**	**146,884,031**	**13,248,384**	**358,035,085**

Net Receivables Based on Economic Sector

Table of Net Receivables Based on Economic Sector as of December 31, 2024

(Rp Million)

No.	Economic Sector	December 31, 2024				
		Net Receivable by Economic Sector				
		Government Receivables	Public Sector Entities Receivables	Multilateral Development Banks and International Institutions Receivables	Bank Receivables	
(1)	(2)	(3)	(4)	(5)	(6)	
1	Agriculture, Hunting, and Forestry	-	-	-	-	
2	Fishery	-	-	-	-	
3	Mining and Excavation	-	-	-	-	
4	Processing Industry	-	1,472,686	-	-	
5	Electricity, Gas, and Water	-	4,613,129	-	-	
6	Construction	-	4,892,368	-	-	
7	Large Trade and Retail	-	4,362	-	-	
8	Provision of Accommodation and Provision of Food and Drink	-	26,642	-	-	
9	Transportation, Warehousing, and Communication	-	1,998,701	-	-	
10	Financial Intermediary	-	2,951,398	-	4,562,029	
11	*Real Estate, Rental Business, and Corporate Services*	-	905	-	-	
12	Government Administration, Defense, and Mandatory Social Security	-	-	-	-	
13	Educational Services	-	-	-	-	
14	Health Services and Social Activities	6,000	16,973	-	-	
15	Community Services, Socio-Cultural, Entertainment, and Other Individuals	-	-	-	-	
16	Individual Services That Serve the Household	-	-	-	-	
17	International and Other Extra International Institution	-	-	-	-	
18	Activities that are not yet clear limitations	-	-	-	-	
19	Non Business Field	-	-	-	-	
20	Other	109,664,745	1,271,020	-	-	
	Total	109,670,745	17,248,184	-	4,562,029	

	December 31, 2024						
	Net Receivable by Economic Sector						
	Home Secured Financing	Commercial Property Secured financing	Employee/ Pensioner Financing	Micro Businesses, Small Businesses, and Retail Portfolios Receivables	Corporate Receivables	Matured Receivables	Other Assets
	(7)	(8)	(9)	(10)	(11)	(12)	(13)
	-	-	7,173	4,947,837	18,345,784	45,618	-
	-	-	24,232	480,937	148,506	21,206	-
	-	-	274	10,753	2,012,429	814	-
	-	-	-	2,058,593	8,719,289	69,453	-
	-	-	214	20,078	1,878,074	5,539	-
	-	13,339	-	212,130	10,895,537	17,778	-
	-	537	29,663	13,089,975	5,693,149	264,057	-
	-	-	-	2,595,791	485,082	27,069	-
	-	-	-	622,683	4,570,139	7,590	-
	-	-	-	5,307	2,538,365	-	-
	-	11,586	-	909,563	4,342,281	26,228	-
	-	-	-	-	-	-	-
	-	-	610	241,920	4,641,879	16,070	-
	-	-	76	605,551	8,740,039	13,192	-
	-	-	20,566	3,214,804	340,561	35,577	-
	-	-	1,156	48,432	106,679	1,333	-
	-	-	-	-	-	-	-
	-	-	-	-	-	-	-
	50,152,924	-	45,697,824	43,017,819	11,460,151	846,539	-
	30,407	-	96,732	247,928	5,963,884	13,871	20,017,897
	50,183,331	25,462	45,878,520	72,330,101	90,881,828	1,411,934	20,017,897

Table of Net Receivables Based on Economic Sector as of December 31, 2023

(Rp Million)

No.	Economic Sector	December 31, 2023				
		Net Receivable by Economic Sector				
		Government Receivables	Public Sector Entities Receivables	Multilateral Development Banks and International Institutions Receivables	Bank Receivables	
(1)	(2)	(3)	(4)	(5)	(6)	
1	Agriculture, Hunting, and Forestry	-	-	-	-	
2	Fishery	-	-	-	-	
3	Mining and Excavation	-	-	-	-	
4	Processing Industry	-	1,626,317	-	-	
5	Electricity, Gas, and Water	-	2,494,067	-	-	
6	Construction	-	7,721,197	-	-	
7	Large Trade and Retail	-	4,396	-	-	
8	Provision of Accommodation and Provision of Food and Drink	-	33,962	-	-	
9	Transportation, Warehousing, and Communication	-	2,041,457	-	-	
10	Financial Intermediary	1,477,500	1,914,403	-	2,923,774	
11	*Real Estate, Rental Business, and Corporate Services*	-	-	-	-	
12	Government Administration, Defense, and Mandatory Social Security	-	-	-	-	
13	Educational Services	-	-	-	-	
14	Health Services and Social Activities	-	4,773	-	-	
15	Community Services, Socio-Cultural, Entertainment, and Other Individuals	-	-	-	-	
16	Individual Services That Serve the Household	-	-	-	-	
17	International and Other Extra International Institution	-	-	-	-	
18	Activities that are not yet clear limitations	-	-	-	-	
19	Non Business Field	-	-	-	-	
20	Other	101,693,115	161,806	-	-	
	Total	**103,170,615**	**16,002,378**	**-**	**2,923,774**	

Receivables and Provisioning Based on Region

Table of Receivables and Provisions by Region as of December 31, 2024

(Rp Million)

No.	Portfolio Category	December 31, 2024				
		Receivables and Allowance by Region				
		Sumatera	Jakarta	Jawa	Kalimantan	
(1)	(2)	(3)	(4)	(5)	(6)	
1	Receivable	79,382,614	175,127,526	110,713,860	28,556,868	
2	Receivables impaired					
	a. Non Overdue	-	-	-	-	
	b. Overdue	435,857	337,410	1,885,300	87,820	

	December 31, 2023						
	Net Receivable by Economic Sector						
	Home Secured Financing	Commercial Property Secured financing	Employee/ Pensioner Financing	Micro Businesses, Small Businesses, and Retail Portfolios Receivables	Corporate Receivables	Matured Receivables	Other Assets
	(7)	(8)	(9)	(10)	(11)	(12)	(13)
	-	-	6,887	3,982,793	12,905,205	52,783	-
	-	-	36,565	509,077	159,083	22,032	-
	-	-	524	12,959	2,381,173	371	-
	-	-	-	1,989,441	6,645,375	108,231	-
	-	-	278	22,155	1,912,413	79,225	-
	-	2,838	-	251,498	10,127,445	16,147	-
	-	-	40,385	11,031,920	5,626,602	228,937	-
	-	-	-	2,116,903	552,189	17,931	-
	-	-	-	476,943	5,767,581	8,902	-
	-	-	-	8,653	2,203,147	25	-
	-	4,085	46	750,292	3,063,358	16,510	-
	-	-	-	-	-	-	-
	-	-	875	217,044	4,256,304	12,876	-
	-	-	87	512,887	6,275,028	12,155	-
	-	-	32,982	2,806,221	383,267	28,213	-
	-	-	1,999	56,984	90,673	4,817	-
	-	-	-	-	-	-	-
	-	-	-	-	-	-	-
	43,478,305	-	42,169,998	34,457,183	9,176,638	728,014	-
	-	-	-	235,262	4,613,215	-	13,248,384
	43,478,305	**6,923**	**42,290,626**	**59,438,215**	**76,138,696**	**1,337,169**	**13,248,384**

	December 31, 2024				
	Receivables and Allowance by Region				
	Sulawesi & Maluku	Bali & Nusa Tenggara	Irian Jaya & Papua	Outside Indonesia	Total
	(7)	(8)	(9)	(10)	(11)
	16,652,814	8,328,627	944,954	826,837	420,534,100
					-
	-	-	-	-	-
	59,899	85,283	452	-	2,892,021

No.	Portfolio Category	December 31, 2024				
		Receivables and Allowance by Region				
		Sumatera	Jakarta	Jawa	Kalimantan	
(1)	(2)	(3)	(4)	(5)	(6)	
3	CKPN - Individual	136,972	122,531	917,296	12,945	
4	CKPN - Collective	1,767,405	3,166,576	3,141,762	466,470	
5	Writen Off Receivable	673,874	369,645	701,896	119,191	

Table of Receivables and Provisions by Region as of December 31, 2023

(Rp Million)

No.	Portfolio Category	December 31, 2023				
		Receivables and Allowance by Region				
		Sumatera	Jakarta	Jawa	Kalimantan	
(1)	(2)	(3)	(4)	(5)	(6)	
1	Receivable	65,761,040	161,621,708	95,903,476	22,212,087	
2	Receivables impaired					
	a. Non Overdue	730,707	701,541	961,823	170,913	
	b. Overdue	459,934	3,436	695,461	72,004	
3	CKPN - Individual	105,827	-	1,109,150	45,428	
4	CKPN - Collective	1,605,132	175,726	5,861,667	429,867	
5	Writen Off Receivable	809,630	351,360	801,714	174,710	

Receivables and Provisioning Based on Economic Sector

Table of Receivables and Provisions by Region as of December 31, 2024

(Rp Million)

No.	Economic Sector	December 31, 2024					
		Receivable and Allowance by Economic Sector					
		Receivable	Receivables that have decreased in value		Allowance - Individual	Allowance - Collective	Writen Off Receivable
			Non Overdue	Overdue			
(1)	(2)	(3)	(4)	(5)	(6)	(7)	(8)
1	Agriculture, Hunting, and Forestry	23,556,861	-	142,741	96,646	492,456	83,933
2	Fishery	721,124	-	25,507	-	44,793	36,510
3	Mining and Excavation	2,988,549	-	1,695	-	73,598	7,411
4	Processing Industry	12,766,347	-	1,355,912	982,610	566,197	124,642
5	Electricity, Gas, and Water	6,756,528	-	176,698	6,911	297,905	2,679
6	Construction	18,854,569	-	89,203	16,227	2,756,665	64,125
7	Large Trade and Retail	19,760,092	-	346,934	44,984	1,018,249	427,267
8	Provision of Accommodation and Provision of Food and Drink	3,205,453	-	28,233	26,783	88,115	46,273

	December 31, 2024				
	Receivables and Allowance by Region				
	Sulawesi & Maluku	Bali & Nusa Tenggara	Irian Jaya & Papua	Outside Indonesia	Total
	(7)	(8)	(9)	(10)	(11)
	1,874	-	-	-	1,191,618
	407,436	209,914	15,106	1,388	9,176,057
	122,720	62,023	674	-	2,050,023

	December 31, 2023				
	Receivables and Allowance by Region				
	Sulawesi & Maluku	Bali & Nusa Tenggara	Irian Jaya & Papua	Outside Indonesia	Total
	(7)	(8)	(9)	(10)	(11)
	13,393,190	6,469,668	842,747		366,203,916
					-
	214,912	61,046	6,533		2,847,475
	53,223	51,359	1,752		1,337,169
	10,855	-	-	-	1,271,260
	355,063	169,014	10,313	-	8,606,782
	152,899	107,817	947		2,399,077

No.	Economic Sector	December 31, 2024					
		Receivable and Allowance by Economic Sector					
		Receivable	Receivables that have decreased in value		Allowance - Individual	Allowance - Collective	Writen Off Receivable
			Non Overdue	Overdue			
(1)	(2)	(3)	(4)	(5)	(6)	(7)	(8)
9	Transportation, Warehousing, and Communication	8,655,161	-	25,159	1,208	199,040	33,914
10	Financial Intermediary	5,806,865	-	64,985	444	132,367	8,398
11	*Real Estate, Rental Business, and Corporate Services*	5,299,533	-	48,079	51	128,609	26,229
12	Government Administration, Defense, and Mandatory Social Security	-	-	-	-	-	-
13	Educational Services	4,933,254	-	35,757	7,670	81,390	4,351
14	Health Services and Social Activities	9,405,957	-	10,699	6,064	117,078	14,172
15	Community Services, Socio-Cultural, Entertainment, and Other Individuals	3,733,202	-	34,950	18	100,269	64,099

No.	Economic Sector	December 31, 2024					
		Receivable and Allowance by Economic Sector					
		Receivable	Receivables that have decreased in value		Allowance - Individual	Allowance - Collective	Writen Off Receivable
			Non Overdue	Overdue			
(1)	(2)	(3)	(4)	(5)	(6)	(7)	(8)
16	Individual Services That Serve the Household	168,052	-	8,555	-	12,080	2,714
17	International and Other Extra International Institution	-	-	-	-	-	-
18	Activities that are not yet clear limitations	-	-	-	-	-	-
19	Non Business field	152,126,049	-	496,914	2,002	2,991,548	1,092,685
20	Other	141,796,504	-	-	-	75,698	10,621
	Total	420,534,100	-	2,892,021	1,191,618	9,176,057	2,050,023

Table of Receivable and Allowance by Region as of December 31, 2023

(Rp Million)

No.	Economic Sector	December 31, 2023					
		Receivable and Allowance by Economic Sector					
		Receivable	Receivables that have decreased in value		Allowance - Individual	Allowance - Collective	Writen Off Receivable
			Non Overdue	Overdue			
(1)	(2)	(3)	(4)	(5)	(6)	(7)	(8)
1	Agriculture, Hunting, and Forestry	17,131,131	133,442	52,783	119,383	454,505	165,014
2	Fishery	769,618	19,492	22,032	-	54,915	70,195
3	Mining and Excavation	2,416,126	2,764	371	-	25,569	14,190
4	Processing Industry	11,833,328	60,305	108,231	1,012,820	559,615	118,677
5	Electricity, Gas, and Water	4,769,409	653	79,225	4,194	304,908	638
6	Construction	19,943,956	562,411	16,147	13,593	2,638,405	108,223
7	Large Trade and Retail	17,638,778	385,962	228,937	31,008	890,958	626,022
8	Provision of Accommodation and Provision of Food and Drink	2,762,902	41,774	17,931	9,843	104,130	38,748
9	Transportation, Warehousing, and Communication	8,364,049	40,055	8,902	18,810	271,665	32,293
10	Financial Intermediary	6,009,903	32,524	25	2,594	111,278	3,686
11	*Real Estate, Rental Business, and Corporate Services*	3,913,493	26,436	16,510	7,139	103,448	81,199
12	Government Administration, Defense, and Mandatory Social Security	-	-	-	-	-	-

No.	Economic Sector	December 31, 2023					
		Receivable and Allowance by Economic Sector					
		Receivable	Receivables that have decreased in value		Allowance - Individual	Allowance - Collective	Writen Off Receivable
			Non Overdue	Overdue			
(1)	(2)	(3)	(4)	(5)	(6)	(7)	(8)
13	Educational Services	4,526,632	6,526	12,876	14,797	68,162	35,848
14	Health Services and Social Activities	6,911,573	9,345	12,155	4,789	94,183	5,063
15	Community Services, Socio-Cultural, Entertainment, and Other Individuals	3,321,171	45,009	28,213	-	145,941	76,339
16	Individual Services That Serve the Household	161,075	1,628	4,817	-	8,907	6,519
17	International and Other Extra International Institution	-	-	-	-	-	-
18	Activities that are not yet clear limitations	-	-	-	-	-	-
19	Non Business field	131,922,983	1,479,149	728,014	32,290	2,580,613	1,001,814
20	Other	123,807,789	-	-	-	189,580	14,609
	Total	**366,203,916**	**2,847,475**	**1,337,169**	**1,271,260**	**8,606,782**	**2,399,077**

Details of CKPN Mutation

Table of Details of CKPN Mutation as of December 31, 2024 and 2023

(Rp Million)

No.	Description	December 31, 2024		December 31, 2023	
		Allowance Mutation Details		Allowance Mutation Details	
		Allowance - Individual	Allowance - Collective	Allowance - Individual	Allowance - Collective
(1)	(2)	(3)	(4)	(5)	(6)
1	Beginning Balance Allowance	1,271,260	8,606,782	1,463,363	7,794,920
2	Provision (recovery) of Allowance in the current year (Net)				
	2.a Provision of Allowance in the current year	(18,090)	2,012,756	(65,303)	2,715,512
	2.b Recovery in the current year	5,604	801,238	28,124	583,657
3	Allowance used to write off in the current year	(67,156)	(2,259,494)	(154,924)	(2,481,020)
4	Other provision (recovery) in the current year	-	14,775	-	(6,287)
	Ending Balance Allowance	1,191,618	9,176,057	1,271,260	8,606,782

Net Receivables Based on Portfolio Category and Rating Scale

Table of Net Receivables Based on Portfolio Category and Ranking Scale as of December 31, 2024

(Rp Million)

No.	Portfolio Category	December 31, 2024						
		Net Receivable by Portfolio Category and Ranking Scale						
		Rating Agency	Long-Term Ratings					
		Standard and Poor's	AAA	AA+s.dAA-	A+s.dA-	BBB+ s.d BBB-	BB+ s.d BB-	
		Fitch Rating Internasional	AAA	AA+s.dAA-	A+s.dA-	BBB+ s.d BBB-	BB+ s.d BB-	
		Moody's Investor Service	Aaa	Aa1 s.d Aa3	A1 s.d A3	Baa1 s.d Baa3	Ba1 s.d Ba3	
		Fitch Rating Indonesia	AAA (idn)	AA+(idn) s.d AA-(idn)	A+(idn) s.d A-(idn)	BBB+(idn) s.d BBB-(idn)	BB+(idn) s.d BB-(idn)	
		Pemeringkat Efek Indonesia	idAAA	idAA+ s.d idAA-	idA+ s.d idA-	idBBB+ s.d idBBB-	id BB+ s.d idBB-	
(1)	(2)	(3)	(4)	(5)	(6)	(7)	(8)	
1	Government Receivables		-	-	-	-	-	
2	Public Sector Entities Receivables		9,561,522	3,983,057	2,235,772	748,112	-	
3	Multilateral Development Banks and International Institutions Receivables		-	-	-	-	-	
4	Bank Receivables		575,469	1,168	38,718	-	-	
5	Home Secured Financing							
6	Commercial Property Secured financing							
7	Employee/Pensioner Financing							
8	Micro-Businesses, Small Businesses, and Retail Portfolios Receivables							
9	Corporate Receivables		4,174,036	219,085	7,083,663	464,336	-	
10	Matured Receivables							
11	Other Assets							
	Total		14,311,027	4,203,310	9,358,153	1,212,448	-	

December 31, 2024								
Net Receivable by Portfolio Category and Ranking Scale								
			Short-Term Ratings					
	B+ s.d B-	Less than B-	A-1	A-2	A-3	Less than A-3	No Ranking	Total
	B+ s.d B-	Less than B-	F1+ s.d F1	F2	F3	Less than F3		
	B1 s.d B3	Less than B3	P-1	P-2	P-3	Less than P-3		
	B+(idn) s.d B-(idn)	Less than B-(IDN)	F1+(idn) s.d F1(idn)	F2(idn)	F3(idn)	Less than F3(IDN)		
	id B+ s.d idB-	Less than IDB-	idA1	idA2	idA3 s.d idA4	Less than IDA4		
	(9)	(10)	(11)	(12)	(13)	(14)	(15)	(16)
	-	-	-	-	-	-	109,670,745	109,670,745
	-	-	-	-	-	-	719,721	17,248,184
	-	-	-	-	-	-		-
	-	-	-	-	-	-	3,946,674	4,562,029
	-	-	-	-	-	-	78,940,708	90,881,828
	-	-	-	-	-	-	193,277,848	222,362,786

Table of Net Receivables Based on Portfolio Category and Ranking Scale as of December 31, 2023

(Rp Million)

No.	Portfolio Category	December 31, 2023						
		Net Receivable by Portfolio Category and Ranking Scale						
		Rating Agency	Long-Term Ratings					
		Standard and Poor's	AAA	AA+s.dAA-	A+s.dA-	BBB+ s.d BBB-	BB+ s.d BB-	
		Fitch Rating Internasional	AAA	AA+s.dAA-	A+s.dA-	BBB+ s.d BBB-	BB+ s.d BB-	
		Moody's Investor Service	Aaa	Aa1 s.d Aa3	A1 s.d A3	Baa1 s.d Baa3	Ba1 s.d Ba3	
		Fitch Rating Indonesia	AAA (idn)	AA+(idn) s.d AA-(idn)	A+(idn) s.d A-(idn)	BBB+(idn) s.d BBB-(idn)	BB+(idn) s.d BB-(idn)	
		Pemeringkat Efek Indonesia	idAAA	idAA+ s.d idAA-	idA+ s.d idA-	idBBB+ s.d idBBB-	id BB+ s.d idBB-	
(1)	(2)	(3)	(4)	(5)	(6)	(7)	(8)	
1	Government Receivables		1,477,500	-	-	-	-	
2	Public Sector Entities Receivables		3,408,470	7,521,154	2,397,641	900,831	-	
3	Multilateral Development Banks and International Institutions Receivables						-	
4	Bank Receivables		640,134	41,695	42,956	-	-	
5	Home Secured Financing							
6	Commercial Property Secured financing							
7	Employee/Pensioner Financing							
8	Micro-Businesses, Small Businesses, and Retail Portfolios Receivables							
9	Corporate Receivables		1,812,597	985,431	7,689,512	989,450	-	
10	Matured Receivables							
11	Other Assets							
	Total		7,338,701	8,548,280	10,130,109	1,890,281	-	

December 31, 2023								
Net Receivable by Portfolio Category and Ranking Scale								
			Short-Term Ratings					
	B+ s.d B-	Less than B-	A-1	A-2	A-3	Less than A-3	No Ranking	Total
	B+ s.d B-	Less than B-	F1+ s.d F1	F2	F3	Less than F3		
	B1 s.d B3	Less than B3	P-1	P-2	P-3	Less than P-3		
	B+(idn) s.d B-(idn)	Less than B-(IDN)	F1+(idn) s.d F1(idn)	F2(idn)	F3(idn)	Less than F3(IDN)		
	id B+ s.d idB-	Less than IDB-	idA1	idA2	idA3 s.d idA4	Less than IDA4		
	(9)	(10)	(11)	(12)	(13)	(14)	(15)	(16)
	-	-	-	-	-	-	101,693,115	103,170,615
	-	-	-	-	-	-	1,774,282	16,002,378
	-	-	-	-	-	-		-
	-	-	-	-	-	-	2,198,989	2,923,774
	-	-	-	-	-	-	64,661,706	76,138,696
	-	-	-	-	-	-	170,328,092	198,235,463

Counterparty Credit Risk

Sharia Hedging Transactions over the Counter

Table of Sharia Hedging Transactions as of December 31, 2024

(Rp Million)

No.	Underlying Variables	December 31, 2024			
		OTC Sharia Hedging Transactions			
		Notional Value			
		≤ 1 Year	> 1 Year - ≤ 5 Years	> 5 Years	
(1)	(2)	(3)	(4)	(5)	
1	*Shariah compliant profit rate swap*	-	-	-	
2	*Shariah compliant foreign currency swap*	-	-	-	
3	Other	-	-	-	
	Total	-	-	-	

Table of Sharia Hedging Transactions as of December 31, 2023

(Rp Million)

No.	Underlying Variables	December 31, 2023			
		OTC Sharia Hedging Transactions			
		Notional Value			
		≤ 1 Year	> 1 Year - ≤ 5 Years	> 5 Years	
(1)	(2)	(3)	(4)	(5)	
1	*Shariah compliant profit rate swap*	-	-	-	
2	*Shariah compliant foreign currency swap*	-	-	-	
3	Other	-	-	-	
	Total	-	-	-	

Table of Repo Transactions as of December 31, 2024

(Rp Million)

No.	Portfolio Category	December 31, 2024			
		Repo Transactions			
		Fair Value of SSB Repo	Repo Obligations	Net Receivables	ATMR
(1)	(2)	(3)	(4)	(5)	(6)
1	Government Receivables	-	-	-	-
2	Public Sector Entities Receivables	-	-	-	-
3	Multilateral development banks and international institutions Receivables	-	-	-	-
4	Bank Receivables	-	-	-	-
5	Micro-Businesses, Small Businesses and Retail Portfolios Receivables	-	-	-	-
6	Corporation Receivables	-	-	-	-
	Total	-	-	-	-

	December 31, 2024				
	OTC Sharia Hedging Transactions				
	Sharia Hedging Receivable	Sharia Hedging Obligations	Net Receivable Before MRK	MRK	Net Receivable After MRK
	(6)	(7)	(8)	(9)	(10)
	-	-	-	-	-
	-	-	-	-	-
	-	-	-	-	-
	-	-	-	-	-

	December 31, 2023				
	OTC Sharia Hedging Transactions				
	Sharia Hedging Receivable	Sharia Hedging Obligations	Net Receivable Before MRK	MRK	Net Receivable After MRK
	(6)	(7)	(8)	(9)	(10)
	-	-	-	-	-
	-	-	-	-	-
	-	-	-	-	-
	-	-	-	-	-

Table of Repo Transactions as of December 31, 2023

(Rp Million)

No.	Portfolio Category	December 31, 2023			
		Repo Transactions			
		Fair Value of SSB Repo	Repo Obligations	Net Receivables	ATMR
(1)	(2)	(3)	(4)	(5)	(6)
1	Government Receivables	-	-	-	-
2	Public Sector Entities Receivables	-	-	-	-
3	Multilateral development banks and international institutions Receivables	-	-	-	-
4	Bank Receivables	-	-	-	-
5	Micro-Businesses, Small Businesses and Retail Portfolios Receivables	-	-	-	-
6	Corporation Receivables	-	-	-	-
	Total	-	-	-	-

Reverse Repo Transactions

Table of Reverse Repo Transactions as of December 31, 2024

(Rp Million)

No.	Portfolio Category	December 31, 2024			
		Reverse REPO			
		Net Receivables	MRK value	Net Receivables After MRK	ATMR After MRK
(1)	(2)	(3)	(4)	(5)	(6)
1	Government Receivables	-	-	-	-
2	Public Sector Entities Receivables	-	-	-	-
3	Multilateral development banks and international institutions Receivables	-	-	-	-
4	Bank Receivables	-	-	-	-
5	Micro-Businesses, Small Businesses and Retail Portfolios Receivables	-	-	-	-
6	Corporation Receivables	-	-	-	-
	Total	-	-	-	-

Net Receivables Based on Risk Weight After Considering the Impact of Credit Risk Mitigation

Table of Net Receivables Based on Risk Weight After Considering Risk Mitigation Impact Credit as of December 31, 2024

(Rp Million)

No.	Portfolio Category	December 31, 2024						
		Net Receivables After Credit Risk Mitigation Impact						
		0%	20%	25%	35%	40%	45%	
(1)	(2)	(3)	(4)	(4)	(5)	(6)	(7)	
A	Exposure to Financial Position Statements							
1	Government Receivables	109,670,745	-	-	-	-	-	
2	Public Sector Entities Receivables	1,810,116	11,950,061	-	-	-	-	
3	Multilateral Development Banks and International Institutions Receivables	-	-	-	-	-	-	
4	Bank Receivables	2,450,880	1,785,101	-	-	-	-	
5	Home Secured Financing	25	9,001,871	12,069,393	29,112,042	-	-	
6	Commercial Property Secured financing	-	-	-	-	-	-	
7	Employee/Pensioner Financing	366	-	-	-	-	-	
8	Micro-Businesses, Small Businesses, and Retail Portfolios Receivables	12,794,242	17,705,235	-	-	-	-	

Table of Reverse Repo Transactions as of December 31, 2023

(Rp Million)

No.	Portfolio Category	December 31, 2023			
		Reverse REPO			
		Net Receivables	MRK value	"Net Receivables After MRK"	ATMR After MRK
(1)	(2)	(3)	(4)	(5)	(6)
1	Government Receivables	-	-	-	-
2	Public Sector Entities Receivables	-	-	-	-
3	Multilateral development banks and international institutions Receivables	-	-	-	-
4	Bank Receivables	-	-	-	-
5	Micro-Businesses, Small Businesses and Retail Portfolios Receivables	-	-	-	-
6	Corporation Receivables	-	-	-	-
	Total	**-**	**-**	**-**	**-**

	December 31, 2024					ATMR	Capital Expense
	Net Receivables After Credit Risk Mitigation Impact						
	50%	75%	100%	150%	Other		
	(8)	(9)	(10)	(11)	(12)	(13)	(14)
	-	-	-	-		-	-
	3,238,158	-	-	-		4,009,091	320,727
	-	-	-	-		-	-
	288,920	-	-	-		501,480	40,118
	-	-	-	-		15,006,937	1,200,555
	-	-	25,462	-		25,462	2,037
	45,878,154	-	-	-		22,939,077	1,835,126
	-	40,972,039	-	-		34,270,076	2,741,606

No.	Portfolio Category	December 31, 2024						
		Net Receivables After Credit Risk Mitigation Impact						
		0%	20%	25%	35%	40%	45%	
(1)	(2)	(3)	(4)	(4)	(5)	(6)	(7)	
9	Corporate Receivables	6,111,236	4,430,277	-	-	-	-	
10	Matured Receivables	1,399	193,102	-	-	-	-	
11	Other Assets	8,084,179	-	-	-	-	-	
	Total Exposure to Financial Position Statements	140,923,188	35,155,455	9,854,950	26,060,136	-	-	
B	**Exposure to Commitment and Contingency**							
1	Government Receivables	-	-	-	-	-	-	
2	Public Sector Entities Receivables	-	-	-	-	-	-	
3	Multilateral Development Banks and International Institutions Receivables	-	-	-	-	-	-	
4	Bank Receivables	-	27,161	-	-	-	-	
5	Home Secured Financing	-	-	-	-	-	-	
6	Commercial Property Secured financing	-	-	-	-	-	-	
7	Employee/Pensioner Financing	-	-	-	-	-	-	
8	Micro-Businesses, Small Businesses, and Retail Portfolios Receivables	-	-	-	-	-	-	
9	Corporate Receivables	-	-	-	-	-	-	
10	Matured Receivables	-	-	-	-	-	-	
	Total Exposure to Commitment and Contingency	-	27,161	-	-	-	-	
C	**Exposure Due to Failure of The Opposing Party (Counterparty Credit Risk)**							
1	Government Receivables	-	-	-	-	-	-	
2	Public Sector Entities Receivables		-	-	-	-	-	
3	Multilateral Development Banks and International Institutions Receivables	-	-	-	-	-	-	
4	Bank Receivables	-	-	-	-	-	-	
5	Micro-Businesses, Small Businesses, and Retail Portfolios Receivables	-	-	-	-	-	-	
6	Corporate Receivables		-					
	Total Counterparty Credit Risk Exposure	-	-	-	-	-	-	

	December 31, 2024					ATMR	Capital Expense
	Net Receivables After Credit Risk Mitigation Impact						
	50%	75%	100%	150%	Other		
	(8)	(9)	(10)	(11)	(12)	(13)	(14)
	6,998,663	-	72,164,746	-		76,550,133	6,124,011
	-	-	1,212,947	-		1,251,567	100,125
	-	-	11,933,717	-		11,933,717	954,697
	54,648,358	38,234,728	68,061,494	260,099		166,487,540	13,319,002
	-	-	-	-		-	-
	249,848	-	-	-		124,924	9,994
	-	-	-	-		-	-
	9,967	-	-	-		10,416	833
	-	-	-	-		-	-
	-	-	-	-		-	-
	-	-	-	-		-	-
	-	858,585	-	-		643,939	51,515
	-	-	1,176,906	-		1,176,906	94,152
	-	-	4,485	-		4,485	359
	79,268	871,110	1,764,001	25,938		1,960,670	156,853
	-	-	-	-		-	-
	-	-	-	-		-	-
	-	-	-	-		-	-
	-	-	-	-		-	-
	-	-	-	-		-	-
	-		-	-		-	-
	-	-	-	-	-	-	-

Table of Net Receivables Based on Risk Weight After Considering the Impact of Credit Risk Mitigation as of December 31, 2023

(Rp Million)

No.	Portfolio Category	December 31, 2023						
		Net Receivables After Credit Risk Mitigation Impact						
		0%	20%	25%	35%	40%	45%	
(1)	(2)	(3)	(4)	(5)	(6)	(7)	(8)	
A	**Exposure to Financial Position Statements**							
1	Government Receivables	103,170,615	-	-	-	-	-	
2	Public Sector Entities Receivables	2,095,788	9,048,574	-	-	-	-	
3	Multilateral Development Banks and International Institutions Receivables	-	-	-	-	-	-	
4	Bank Receivables	67,191	2,599,896	-	-	-	-	
5	Home Secured Financing	45	7,563,174	9,854,950	26,060,136	-	-	
6	Commercial Property Secured financing	-	-	-	-	-	-	
7	Employee/Pensioner Financing	508	-	-	-	-	-	
8	Micro-Businesses, Small Businesses, and Retail Portfolios Receivables	7,345,096	12,987,280	-	-	-	-	
9	Corporate Receivables	5,034,024	2,830,393	-	-	-	-	
10	Matured Receivables	2,242	126,138	-	-	-	-	
11	Other Assets	5,255,841	-	-	-	-	-	
	Total Exposure to Financial Position Statements	**122,971,350**	**35,155,455**	**9,854,950**	**26,060,136**	**-**	**-**	
B	**Exposure to Commitment and Contingency**							
1	Government Receivables	-	-	-	-	-	-	
2	Public Sector Entities Receivables	-	-	-	-	-	-	
3	Multilateral Development Banks and International Institutions Receivables	-	-	-	-	-	-	
4	Bank Receivables	-	48,196	-	-	-	-	
5	Home Secured Financing	-	-	-	-	-	-	
6	Commercial Property Secured financing	-	-	-	-	-	-	
7	Employee/Pensioner Financing	-	-	-	-	-	-	
8	Micro-Businesses, Small Businesses, and Retail Portfolios Receivables	-	-	-	-	-	-	
9	Corporate Receivables	-	-	-	-	-	-	
10	Matured Receivables	-	-	-	-	-	-	
	Total Exposure to Commitment and Contingency	**-**	**48,196**	**-**	**-**	**-**	**-**	

	December 31, 2023					ATMR	Capital Expense
	Net Receivables After Credit Risk Mitigation Impact						
	50%	75%	100%	150%	Other		
	(9)	(10)	(11)	(12)	(13)	(14)	(15)
	-	-	-	-	-	-	-
	4,597,916	-	-	260,099	-	4,498,821	359,906
	-	-	-	-	-	-	-
	198,327	-	-	-	-	619,143	49,531
	-	-	-	-	-	13,097,420	1,047,794
	-	-	6,923	-	-	6,923	554
	42,290,118	-	-	-	-	21,145,059	1,691,605
	-	38,234,728	-	-	-	31,273,502	2,501,880
	7,561,997	-	58,856,675	-	-	63,203,752	5,056,300
	-	-	1,205,353	-	-	1,230,581	98,446
	-	-	7,992,543	-	-	7,992,543	639,403
	54,648,358	**38,234,728**	**68,061,494**	**260,099**		**143,067,744**	**11,445,419**
	-	-	-	-		-	-
	-	-	-	-		-	-
	-	-	-	-		-	-
	10,164	-	-	-		14,721	1,178
	-	-	-	-		-	-
	-	-	-	-		-	-
	-	-	-	-		-	-
	-	871,110	-	-		653,333	52,267
	69,104	-	1,760,564	25,938		1,834,023	146,722
	-	-	3,437	-		3,437	275
	79,268	**871,110**	**1,764,001**	**25,938**		**2,505,514**	**200,442**

No.	Portfolio Category	December 31, 2023						
		Net Receivables After Credit Risk Mitigation Impact						
		0%	20%	25%	35%	40%	45%	
(1)	(2)	(3)	(4)	(5)	(6)	(7)	(8)	
C	Exposure Due to Failure of The Opposing Party (Counterparty Credit Risk)							
1	Government Receivables	-	-	-	-			
2	Public Sector Entities Receivables	-	-	-	-			
3	Multilateral Development Banks and International Institutions Receivables	-	-	-	-			
4	Bank Receivables	-	-	-	-			
5	Micro-Businesses, Small Businesses, and Retail Portfolios Receivables	-	-	-	-			
6	Corporate Receivables	-	-	-	-	-	-	
	Total Counterparty Credit Risk Exposure	-	-	-	-			

Net Receivables and Credit Risk Mitigation Techniques

Table of Net Receivables and Credit Risk Mitigation Techniques as of December 31, 2024 and 2023

(Rp Million)

No.	Portfolio Category	December 31, 2024						
		Receivables Billing and MRK Technique						
		Net Receivables	The Guaranteed Section with				No Guaranteed	
			Collateral	Warranty	Financing Insurance	Other		
(1)	(2)	(3)	(4)	(5)	(6)	(7)	(8)=(3)-[(4)+(5)+(6)+(7)	
A	Exposure to Financial Position Statements							
1	Government Receivables	109,670,745	-		-		109,670,745	
2	Public Sector Entities Receivables	16,998,335	1,810,116		-		15,188,219	
3	Multilateral Development Banks and International Institutions Receivables	-	-		-		-	
4	Bank Receivables	4,524,902	2,450,880		-		2,074,022	
5	House Secured Financing	50,183,331	25		-		50,183,306	
6	Commercial Property Secured financing	25,462	-		-		25,462	
7	Employee/Pensioner Financing	45,878,520	366		-		45,878,154	
8	Micro-Businesses, Small Businesses, and Retail Portfolios Receivables	71,471,516	12,794,242		17,705,235		40,972,039	

	December 31, 2023					ATMR	Capital Expense
	Net Receivables After Credit Risk Mitigation Impact						
	50%	75%	100%	150%	Other		
	(9)	(10)	(11)	(12)	(13)	(14)	(15)
	-	-	-	-		-	-
	-	-	-	-		-	-
	-	-	-	-		-	-
	-	-	-	-		-	-
	-	-	-	-		-	-
	-	-	-	-		-	-
	-	-	-	-		-	-

	December 31, 2023					
	Receivables Billing and MRK Technique					
	Net Receivables	The Guaranteed Section with				No Guaranteed
		Collateral	Warranty	Financing Insurance	Other	
	(9)	(10)	(11)	(12)	(13)	(14)=(9)-[(10)+(11)+(12)+(13)
	103,170,615	-		-		103,170,615
	16,002,378	2,095,788		-		13,906,590
	-	-		-		-
	2,865,414	67,191		-		2,798,223
	43,478,305	45		-		43,478,260
	6,923	-		-		6,923
	42,290,626	508		-		42,290,118
	58,567,105	7,345,096		12,987,280		38,234,729

No.	Portfolio Category	December 31, 2024						
		Receivables Billing and MRK Technique						
		Net Receivables	The Guaranteed Section with				No Guaranteed	
			Collateral	Warranty	Financing Insurance	Other		
(1)	(2)	(3)	(4)	(5)	(6)	(7)	(8)=(3)-[(4)+(5)+(6)+(7)	
9	Corporate Receivables	89,704,922	6,111,236		37,156		83,556,530	
10	Matured Receivables	1,407,449	1,399		193,102		1,212,948	
11	Other Assets	20,017,897	-		-		20,017,897	
	Total Exposure to Financial Position Statements	409,883,079	23,168,264	-	17,935,493		368,779,322	
B	**Exposure to Commitment and Contingency**							
1	Government Receivables	-	-	-	-		-	
2	Public Sector Entities Receivables	249,848	-	-	-		249,848	
3	Multilateral Development Banks and International Institutions Receivables	-	-	-	-		-	
4	Bank Receivables	37,127	-	-	-		37,127	
5	House Secured Financing	-	-	-	-		-	
6	Commercial Property Secured financing	-	-	-	-		-	
7	Employee/Pensioner Financing	-	-	-	-		-	
8	Micro-Businesses, Small Businesses, and Retail Portfolios Receivables	858,585	-	-	-		858,585	
9	Corporate Receivables	1,176,906	-	-	-		1,176,906	
10	Matured Receivables	4,485	-	-	-		4,485	
	Total Exposure to Commitment and Contingency	2,326,951	-	-	-		2,326,951	
C	**Exposure Due to Opponent's Failure (Counterparty Credit Risk)**							
1	Government Receivables	-	-	-	-		-	
2	Public Sector Entities Receivables	-	-	-	-		-	
3	Multilateral Development Banks and International Institutions Receivables	-	-	-	-		-	
4	Bank Receivables	-	-	-	-		-	
5	Micro-Businesses, Small Businesses, and Retail Portfolios Receivables	-	-	-	-		-	
6	Corporate Receivables	-	-	-	-		-	
	Total Counterparty Credit Risk Exposure	-	-	-	-		-	
	Total (A+B+C)	412,210,030	23,168,264	-	17,935,493	-	371,106,273	

	December 31, 2023					
	Receivables Billing and MRK Technique					
	Net Receivables	The Guaranteed Section with				No Guaranteed
		Collateral	Warranty	Financing Insurance	Other	
	(9)	(10)	(11)	(12)	(13)	(14)=(9)-[(10)+(11)+(12)+(13)
	74,283,089	5,034,024		32,365		69,216,700
	1,333,732	2,242		126,138		1,205,352
	13,248,384	-		-		13,248,384
	355,246,571	**14,544,894**		**13,145,783**		**327,555,894**
	-	-	-	-		-
	-	-	-	-		-
	-	-	-	-		-
	58,359	-	-	-		58,359
	-	-	-	-		-
	-	-	-	-		-
	-	-	-	-		-
	871,110	-	-	-		871,110
	1,855,607	-	-	-		1,855,607
	3,437	-	-	-		3,437
	2,788,513	**-**	**-**	**-**		**2,788,513**
	-	-	-	-		-
	-	-	-	-		-
	-	-	-	-		-
	-	-	-	-		-
	-	-	-	-		-
	-	-	-	-		-
	-	-	-	-	-	-
	358,035,084	**14,544,894**	**-**	**13,145,783**		**330,344,407**

Asset Securitization Transactions Where the Bank Acts as the Original Creditor

Table of Asset Securitization Transactions in the Case of BUS Acting as the Initial Creditor as of December 31, 2024 and 2023

(Rp Million)

No.	*Underlying Asset*	31 Desember 2024		31 Desember 2023	
		Initial Creditor Asset Securitization Transaction		Initial Creditor Asset Securitization Transaction	
		Securitized Asset Value	Profit/Loss on Sale	Securitized Asset Value	Profit/Loss on Sale
(1)	(2)	(3)	(4)	(5)	(6)
1	Government Receivables	-	-	-	-
2	Public Sector Entities Receivables	-	-	-	-
3	Multilateral Development Banks and International Institutions Receivables	-	-	-	-
4	Bank Receivables	-	-	-	-
5	House Secured Financing	192,490	-	260,485	-
6	Commercial Property Secured financing	-	-	-	-
7	Employee/Pensioner Financing	-	-	-	-
8	Micro-Businesses, Small Businesses, and Retail Portfolios Receivables	-	-	-	-
9	Corporate Receivables	-	-	-	-
10	Other Assets	-	-	-	-
	Total	192,490	-	**260,485**	-

Calculation of Risk-Weighted Assets for Credit Risk Using the Standardized Approach

Statement of Asset Exposure in the Statement of Financial Position Report

Table of Assets Exposure in the Financial Position Report as of December 31, 2024 and 2023

(Rp Million)

No.	Portfolio Category	December 31, 2024			December 31, 2023		
		Balance Sheet Asset Exposure			Balance Sheet Asset Exposure		
		Net Receivables	ATMR Before MRK	ATMR After MRK	Net Receivables	ATMR Before MRK	ATMR After MRK
(1)	(2)	(3)	(4)	(5)	(6)	(7)	(8)
1	Government Receivables	109,670,745	-	-	103,170,615	-	-
2	Public Sector Entities Receivables	16,998,335	4,435,794	4,009,091	16,002,378	4,982,402	4,498,822
3	Multilateral Development Banks and International Institutions Receivables	-	-	-	-	-	-
4	Bank Receivables	4,524,902	1,006,920	501,480	2,865,414	652,738	619,143
5	House Secured Financing	50,183,331	15,006,942	15,006,937	43,478,305	13,097,429	13,097,419

No.	Portfolio Category	December 31, 2024			December 31, 2023		
		Balance Sheet Asset Exposure			Balance Sheet Asset Exposure		
		Net Receivables	ATMR Before MRK	ATMR After MRK	Net Receivables	ATMR Before MRK	ATMR After MRK
(1)	(2)	(3)	(4)	(5)	(6)	(7)	(8)
6	Commercial Property Secured financing	25,462	25,462	25,462	6,923	6,923	6,923
7	Employee/Pensioner Financing	45,878,520	22,939,260	22,939,077	42,290,626	21,145,313	21,145,059
8	Micro-Businesses, Small Businesses, and Retail Portfolios Receivables	71,471,516	53,603,637	34,270,076	58,567,105	43,925,329	31,273,502
9	Corporate Receivables	89,704,922	82,648,594	76,550,133	74,283,089	68,213,669	63,203,753
10	Matured Receivables	1,407,449	1,407,449	1,251,568	1,333,732	1,333,732	1,230,580
11	Other Assets	20,017,897	-	11,933,717	13,248,384	-	7,992,543
	Total	409,883,078	181,074,058	166,487,542	**355,246,571**	**153,357,535**	**143,067,744**

Statement of Commitment and Contingency Receivables Exposure in the Statement of Commitments and Contingencies Report

Table of Exposure Report for Commitment and Contingency Receivables in Commitment and Contingency Report as of December 31, 2024 and 2023

(Rp Million)

No.	Portfolio Category	December 31, 2024			December 31, 2023		
		Commitment and Contingency Exposure			Commitment and Contingency Exposure		
		Net Receivables	ATMR Before MRK	ATMR After MRK	Net Receivables	ATMR Before MRK	ATMR After MRK
(1)	(2)	(3)	(4)	(5)	(6)	(7)	(8)
1	Government Receivables	-	-	-	-	-	-
2	Public Sector Entities Receivables	249,848	124,924	124,924			
3	Multilateral Development Banks and International Institutions Receivables						
4	Bank Receivables	37,127	10,415	10,415	58,359	14,721	14,721
5	House Secured Financing						
6	Commercial Property Secured financing						
7	Employee/Pensioner Financing						
8	Micro-Businesses, Small Businesses, and Retail Portfolios Receivables	858,585	643,939	643,939	871,110	653,332	653,332
9	Corporate Receivables	1,176,906	1,176,906	1,176,906	1,855,607	1,834,024	1,834,024
10	Matured Receivables	4,485	4,485	4,485	3,437	3,437	3,437
	Total	2,326,951	1,960,669	1,960,669	**2,788,513**	**2,505,514**	**2,505,514**

Statement of Exposure Giving Rise to Credit Risk Due to Counterparty Failure (Counterparty Credit Risk) Report

Table of Exposure Report Causing Credit Risk Due to Counterparty Failure (Counterparty Credit Risk) 2024 and 2023

(Rp Million)

No.	Portfolio Category	December 31, 2024			December 31, 2023		
		CCR Credit Risk Exposure			CCR Credit Risk Exposure		
		Net Receivables	ATMR Before MRK	ATMR After MRK	Net Receivables	ATMR Before MRK	ATMR After MRK
(1)	(2)	(3)	(4)	(5)	(6)	(7)	(8)
1	Government Receivables	-	-	-	-	-	-
2	Public Sector Entities Receivables	-	-	-	-	-	-
3	Multilateral Development Banks and International Institutions Receivables	-	-	-	-	-	-
4	Bank Receivables	-	-	-	-	-	-
5	Micro-Businesses, Small Businesses, and Retail Portfolios Receivables	-	-	-	-	-	-
6	Corporate Receivables	-	-	-	-	-	-
	Total	-	-	-	-	-	-

Statement of Exposure Giving Rise to Credit Risk Due to Settlement Failure (Settlement Risk) Report

Table of Exposure Report Causing Credit Risk Due to Settlement Failure (Settlement Risk) 2024 and 2023

(Rp Million)

No.	Portfolio Category	December 31, 2024			December 31, 2023		
		Exposure Credit Risk Settlement Risk			*Exposure Credit Risk Settlement Risk*		
		Exposure Value	Capital Reduction Factor	ATMR After MRK	Exposure Value	Capital Reduction Factor	ATMR After MRK
(1)	(2)	(3)	(4)	(5)	(6)	(7)	(8)
1	Delivery versus payment	-		-	-		-
	a. Capital expenses 8% (5-15 days)	-		-	-		-
	b. Capital expenses 50% (16-30 days)	-		-	-		-
	c. Capital expenses of 75% (31-45 days)	-		-	-		-
	d. 100% capital expense (more than 45 days)	-		-	-		-
2	Non-delivery versus payment	-	-		-	-	
	Total	-	-	-	-	-	-

Statement of Securitization Exposure Report

Table of Securitization Exposure Report 2024 and 2023

(Rp Million)

No.	Type of Transaction	December 31, 2024		December 31, 2023	
		Securitization Exposure		Securitization Exposure	
		Capital Reduction Factor	ATMR After MRK	Capital Reduction Factor	ATMR After MRK
(1)	(2)	(3)	(4)	(5)	(6)
1	ATMR for Securitization Exposure calculated using the External Rating Base Approach (ERBA) Method		-		-
2	ATMR for Securitization Exposure calculated using the Standardized Approach (SA) Method		8,875		10,831
3	Securitization Exposure which is a Major Core Capital Reduction Factor	-		-	
	Total	-	8,875	-	**10,831**

Statement of Total Credit Risk Measurement Report

Total Credit Risk Measurement Report 2024 and 2023

(Rp Million)

	December 31, 2024	December 31, 2024
TOTAL CREDIT RISK ATMR	168,457,086	145,584,089
TOTAL CAPITAL REDUCTION FACTOR	-	-

Market Risk

Market risk is the risk arising from changes in market prices, including the risk of fluctuations in the value of tradable or leasable assets. Market risk consists of two types: exchange rate risk and benchmark interest rate risk.

The following is disclosure information for market risk exposure.

Market Risk Report 2024 and 2023

(Rp Million)

No.	Types Of Risk	December 31, 2024		December 31, 2023	
		Bank		Bank	
		Capital Expense	ATMR	Capital Expense	ATMR
(1)	(2)	(3)	(4)	(5)	(6)
1	Interest Rate Benchmark Risk	56,023	700,285	55,893	698,668
	a. Specific Risk	-	-	-	-
	b. General Risk	56,023	700,285	55,893	698,668
2	Exchange Rate Risk	79,452	993,145	75,350	941,868
3	Equity Risk [1)]				
4	Commodity Risk [1)]				
	Total	135,475	1,693,430	**131,243**	**1,640,536**

Description
1) For BUS with subsidiaries that have exposure to the mentioned risks

Liquidity Risk

Liquidity risk is the risk arising from the Bank's inability to meet its maturing obligations through cash flow funding sources and/or high-quality liquid assets that can be pledged, without disrupting the Bank's operations and financial condition. As the Bank's business continues to grow, liquidity risk remains one of its primary concerns. This risk may arise when the Bank's financing growth exceeds the growth of third-party funds. A mismatch between the availability of funding sources and the maturity of receivables and financing may lead to difficulties in fulfilling the Bank's obligations to customers and other parties.

The following is disclosure information for liquidity risk exposure.

Disclosure Report on Rupiah Maturity Profile 2024 and 2023

Disclosure Report on Rupiah Maturity Profile 2024 and 2023

(Rp Million)

No.	Description	Balance	December 31, 2024					
			Maturity*)					
			≤ 1 month	> 1 month to 3 months	> 3 months to 6 months	> 6 months to 12 months	>12 months	
(1)	(2)	(3)	(4)	(5)	(6)	(7)	(8)	
I	Statement Of Financial Position							
A.	**Assets**	383,068,136	65,447,131	13,293,980	10,889,512	22,341,420	271,096,093	
1.	Cash	7,623,321	7,623,321	-	-	-	-	
2.	Placements with Bank Indonesia	41,470,072	41,470,072	-	-	-	-	
3.	Placements with Other Banks	300,430	300,430	-	-	-	-	
4.	Investments In Marketable Securities	55,776,134	4,476,080	5,643,665	3,357,983	14,513,511	27,784,895	
5.	Receivables:							
a.	Murabahah Receivables (gross)	143,652,233	228,408	288,284	700,955	3,195,164	139,239,422	
b.	*Salam Receivables*	-	-	-	-	-	-	
c.	*Receivables istishna'*	11	-	-	11	-	-	
d.	*Receivables qardh*	11,507,426	2,462,147	4,109,686	1,409,701	132,499	3,393,393	
6.	Financing with profit sharing scheme :							
a.	*Mudharabah Financing*	2,914,936	20,669	8,177	2,032,324	57,668	796,098	
b.	Musyarakah Financing	110,840,518	2,292,171	3,243,502	3,385,055	4,211,605	97,708,185	
7.	Financing rent	2,410,211	989	666	3,483	230,973	2,174,100	
8.	Other Assets	6,572,844	6,572,844	-	-	-	-	
B.	**Liabilities**	339,321,606	288,673,200	28,086,568	17,504,830	3,536,218	1,520,790	
1.	Third Party Funds							
a.	Wadiah Demand Deposits	17,961,391	17,961,391	-	-	-	-	
b.	*Mudharabah Time Deposits*	123,256,381	75,997,742	28,001,325	15,725,971	3,530,566	777	
c.	Wadiah Savings Deposits	54,056,447	54,056,447	-	-	-	-	
d.	*Mudharabah Savings Deposits*	84,630,430	84,630,430	-	-	-	-	
e.	Other	24,492,705	24,492,705	-	-	-	-	
2.	Liabilities to Bank Indonesia	18,417,864	18,417,864	-	-	-	-	

	Balance	December 31, 2023				
		Maturity*)				
		≤ 1 month	> 1 month to 3 months	> 3 months to 6 months	> 6 months to 12 months	>12 months
	(3)	(4)	(5)	(6)	(7)	(8)
	334,340,403	**51,972,465**	**10,786,045**	**10,785,266**	**23,665,210**	**237,131,418**
	4,912,435	4,912,435	-	-	-	-
	21,401,613	21,401,613	-	-	-	-
	389,257	389,257	-	-	-	-
	69,551,241	16,408,444	3,337,886	2,358,155	15,985,127	31,461,629
	135,797,448	208,608	244,549	566,309	2,229,619	132,548,363
	-	-	-	-	-	-
	30	-	-	-	-	30
	9,348,359	2,126,689	3,818,415	1,460,771	62,825	1,879,659
	1,881,133	17,923	3,506	1,011,544	110,844	737,316
	86,041,493	3,897,471	3,380,288	5,385,407	5,267,590	68,110,737
	2,408,507	1,138	1,401	3,080	9,204	2,393,684
	2,608,887	2,608,887	-	-	-	-
	295,403,060	**256,228,652**	**23,418,538**	**8,649,819**	**6,901,643**	**204,408**
	19,293,355	19,293,355	-	-	-	-
	112,830,232	74,028,280	23,330,092	8,578,629	6,893,231	-
	45,718,046	45,718,046	-	-	-	-
	77,099,281	77,099,281	-	-	-	-
	19,541,100	19,541,100	-	-	-	-
	11,900,055	11,900,055	-	-	-	-

No.	Description	Balance	December 31, 2024					
			Maturity*)					
			≤ 1 month	> 1 month to 3 months	> 3 months to 6 months	> 6 months to 12 months	>12 months	
(1)	(2)	(3)	(4)	(5)	(6)	(7)	(8)	
	3. Liabilities to Other Banks	863,788	845,395	8,359	4,382	5,652	-	
	4. Securities Issued	6,059,397	2,840,834	-	1,700,000	-	1,518,563	
	5. Received Financing	1,000,000	1,000,000	-	-	-	-	
	6. Other Liabilities	8,583,203	8,430,392	76,884	74,477	-	1,450	
C.	**Commitment and Contingency Reports**							
	1. Commitment obligations	2,409,047	220,557	357,436	189,393	170,863	1,470,798	
	2. Contingency obligations	1,128,775	372,743	186,529	122,093	170,234	277,176	
D.	**Difference (A-B)**	43,746,530	(223,226,069)	(14,792,588)	(6,615,318)	18,805,202	269,575,303	

Disclosure Report on Foreign Currency Maturity Profile

Disclosure Report on Foreign Currency Maturity Profile 2024 and 2023

(Rp Million)

No.	Description	Balance	December 31, 2024					
			Maturity*)					
			≤ 1 month	> 1 month to 3 months	> 3 months to 6 months	> 6 months to 12 months	>12 months	
(1)	(2)	(3)	(4)	(5)	(6)	(7)	(8)	
I	Statement of Financial Position							
A.	**Assets**	25,545,296	16,742,260	3,102,386	1,026,577	209,212	4,464,861	
	1. Cash	457,368	457,368	-	-	-	-	
	2. Placements with Bank Indonesia	8,496,207	8,496,207	-	-	-	-	
	3. Placements with Other Banks	1,180,444	1,180,444	-	-	-	-	
	4. Investments In Marketable Securities	8,875,671	6,202,824	1,932,021	175,440	-	565,386	
	5. Receivables:							
	a. Murabahah Receivables (gross)	-	-	-	-	-	-	
	b. *Salam Receivables*	-	-	-	-	-	-	
	c. *Receivables istishna'*	-	-	-	-	-	-	
	d. *Receivables qardh*	2,266,358	304,776	1,048,330	828,994	84,258	-	
	6. Financing with profit sharing scheme :							
	a. *Mudharabah Financing*	22,143	-	-	22,143	-	-	
	b. Musyarakah Financing	3,346,700	100,641	122,035	-	124,954	2,999,070	
	7. Financing rent	900,405	-	-	-	-	900,405	

	Balance	December 31, 2023				
		Maturity*)				
		≤ 1 month	> 1 month to 3 months	> 3 months to 6 months	> 6 months to 12 months	>12 months
	(3)	(4)	(5)	(6)	(7)	(8)
	1,086,510	1,039,714	32,951	5,433	8,412	-
	1,708,608	1,505,000	-	-	-	203,608
	776,250	776,250	-	-	-	-
	5,449,623	5,327,571	55,495	65,757	-	800
	4,058,742	**1,223,636**	**276,698**	**241,678**	**575,758**	**1,740,972**
	2,257,318	841,972	132,487	2,424	-	1,280,435
	1,801,424	381,664	144,211	239,254	575,758	460,537
	38,937,343	**(204,256,187)**	**(12,632,493)**	**2,135,447**	**16,763,567**	**236,927,010**

	Balance	December 31, 2023				
		Maturity*)				
		≤ 1 month	> 1 month to 3 months	> 3 months to 6 months	> 6 months to 12 months	>12 months
	(3)	(4)	(5)	(6)	(7)	(8)
	19,283,721	**14,555,894**	**1,190,819**	**912,124**	**310,276**	**2,314,608**
	343,406	343,406	-	-	-	-
	11,039,165	10,654,240	384,925	-	-	-
	1,685,216	1,685,216	-	-	-	-
	2,000,285	1,081,177	463,265	-	157,284	298,559
	82,223	-	-	-	-	82,223
	-	-	-	-	-	-
	-	-	-	-	-	-
	1,958,722	791,855	342,629	801,266	22,972	-
	-	-	-	-	-	-
	2,174,704	-	-	110,858	130,020	1,933,826
	-	-	-	-	-	-

No.	Description	Balance	December 31, 2024					
			Maturity*)					
			≤ 1 month	> 1 month to 3 months	> 3 months to 6 months	> 6 months to 12 months	>12 months	
(1)	(2)	(3)	(4)	(5)	(6)	(7)	(8)	
	8. Other Assets	-	-	-	-	-	-	
B.	**Liabilities**	24,250,254	23,406,674	437,318	337,209	69,053	-	
	1. Third Party Funds							
	a. Wadiah Demand Deposits	1,185,688	1,185,688	-	-	-	-	
	b. *Mudharabah Time Deposits*	7,327,971	6,484,391	437,318	337,209	69,053	-	
	c. Wadiah Savings Deposits	1,223,620	1,223,620	-	-	-	-	
	d. *Mudharabah Savings Deposits*	623,719	623,719	-	-	-	-	
	e. Other	12,695,814	12,695,814	-	-	-	-	
	2. Liabilities to Bank Indonesia	-	-	-	-	-	-	
	3. Liabilities to Other Banks	43	43	-	-	-	-	
	4. Securities Issued	1,126,650	1,126,650	-	-	-	-	
	5. Received Financing	-	-	-	-	-	-	
	6. Other Liabilities	66,749	66,749	-	-	-	-	
C.	**Commitment and Contingency Reports**							
	1. Commitment obligations	94,429	94,018	411	-	-	-	
	2. Contingency obligations	911,951	88,855	102,111	11,032	450,915	259,038	
D.	**Difference (A-B)**	1,295,042	(6,664,414)	2,665,068	689,368	140,159	4,464,861	

Operational Risk

Operational risk is the risk of loss resulting from inadequate or failed internal processes, human errors, system failures, and/or external events that impact the Bank's operations.

The following is disclosure information for operational risk exposure.

Operational Risk Report 2024 and 2023

(Rp Million)

No.	Approach Used	December 31, 2024			December 31, 2023		
		Gross Income (Average of the last 3 years)	Capital Expense	ATMR	Gross Income (Average of the last 3 years)	Capital Expense	ATMR
(1)	(2)	(3)	(4)	(5)	(6)	(7)	(8)
1	Standard indicator approach	18,985,886	2,847,883	35,598,536	18,347,104	2,752,066	34,400,820

	Balance	December 31, 2023				
		Maturity*)				
		≤ 1 month	> 1 month to 3 months	> 3 months to 6 months	> 6 months to 12 months	>12 months
	(3)	(4)	(5)	(6)	(7)	(8)
	-	-	-	-	-	-
	19,481,943	**18,745,347**	**262,572**	**67,538**	**406,486**	**-**
	1,554,169	1,554,169	-	-	-	-
	3,017,864	2,281,268	262,572	67,538	406,486	-
	1,308,328	1,308,328	-	-	-	-
	600,789	600,789	-	-	-	-
	12,812,765	12,812,765	-	-	-	-
	-	-	-	-	-	-
	45	45	-	-	-	-
	123,176	123,176	-	-	-	-
	-	-	-	-	-	-
	64,807	64,807	-	-	-	-
	2,008	2,008	-	-	-	-
	1,036,413	100,769	46,191	15,495	117,987	755,971
	(198,222)	**(4,198,453)**	**928,247**	**844,586**	**(96,210)**	**2,314,608**

Material Agreement for Capital Investment

In 2024 and 2023, there were no material binding commitments for capital goods investment, so BSI does not provide information regarding the purpose of the commitment, the expected funding sources to meet the commitment, the currency denomination, and the planned steps to protect against the risks associated with foreign currency positions.

Capital Goods Investment

In 2024, the actual capital goods investment increase for BSI reached IDR3.85 trillion, higher compared to IDR1.65 trillion in 2023. The assets under construction experienced the highest increase, from IDR1.27 trillion in 2023 to IDR3.39 trillion in 2024.

Types and Value of Capital Goods Investment

The realization of capital goods investment made by BSI throughout 2023–2024 is as follows.

Table of Types and Value of Capital Goods Investment

(In IDR millions)

Type	Addition 2024	Addition 2023
(1)	(2)	(3)
Land	62	909
Buildings	27,298	4,096
Installation	58,831	22,110
Vehicles	1,011	501
Office Equipment	249,465	65,728

Type	Addition 2024	Addition 2023
(1)	(2)	(3)
Software	84,176	276,241
Leasehold improvement	27,095	13,023
Construction in progress	3,398,166	1,266,390
Total	3,846,104	**1,648,998**

Purpose of Capital Goods Investment

The purpose of making capital investment is to support and enhance the operational activities of BSI as a whole, by ensuring smoothness, efficiency, and effectiveness in every aspect of operations.

Commitments and Contingencies

The Bank's receivables and payables from commitments and contingencies are as follows.

Table of Receivables and Payables of Commitments and Contingencies

(in IDR millions)

Description	2024	2023
(1)	(2)	(3)
Commitments Receivables		
Third parties		
Unsettled purchase of foreign currency futures	464,508	-
Commitments Payables		
Third parties		
Unused financing facilities	2,090,286	1,775,974
Irrevocable L/C	202,609	267,737
Subrogation payables	140,040	137,094
Sales of foreign currency futures unresolved	489,752	114,862
	2,922,687	2,295,667
Related parties		
Unused financing facilities	48,602	117,375
Irrevocable L/C	161,978	98,238
	210,580	215,613
Commitments Payables- net	2,668,759	**2,511,280**
Contingencies receivables		
Third parties		
Income from non-performing	425,397	335,215
Bank guarantees (kafalah) received	245,046	234,419
Others	35,611	30,923
	706,054	600,557
Contingencies payables		
Third parties		
Bank guarantees issued	1,532,802	2,099,170
Related parties		
Bank guarantees issued	507,923	738,668
	2,040,725	**2,837,838**
Contingencies payables - net	1,334,671	**2,237,281**

Commitment and contingency transactions occurring in the Bank's normal business activities that carry financing risk are as follows.

Table of Commitment and Contingency Transactions with Financing Risk

(in IDR millions)

Description	2024	2023
(1)	(2)	(3)
Bank Guarantees Issued	2,040,725	2,837,838
Unused Financing Facilities	2,138,888	1,893,349
Irrevocable (L/C)	364,587	365,975
Total	4,544,200	**5,097,162**

The collectibility of commitments and contingencies in administrative accounts with financing risk is as follows.

Table of Commitment and Contingency Collectibility in Administrative Accounts with Financing Risk

(in IDR millions)

Description	2024	2023
(1)	(2)	(3)
Current	4,542,007	5,041,570
Special Mention	2,193	31,313
Substandard	-	15,425
Doubtful	-	-
Loss	-	8,854
Total	4,544,200	**5,097,162**

The changes in the allowance for impairment losses on estimated commitments and contingencies are as follows

Table of Changes in Allowance for Impairment Losses on Estimated Commitments and Contingencies

(in IDR millions)

Uraian	2024	2023
(1)	(2)	(3)
Beginning year balance	32,017	28,873
Provision during the year	(8,443)	3,246
Exchange rate difference	471	(102)
Ending year balance	24,045	**32,017**

Management believes that the allowance for impairment losses on estimated commitments and contingencies that has been established is adequate and complies with OJK regulations.

Material Information and Facts After the Accountant's Report Date

Until the end of this Annual Report, no significant events have occurred after the accountant's report date, including their impact on performance and business risks in the future.

Business Prospects and Future Strategy for 2025

Business Prospects

The global economy is projected to be on an improving trend, with growth expected to be around 3.3% in 2025. However, several risks must continue to be monitored. Risks such as the delayed economic recovery in China and the escalation of geopolitical tensions, coupled with uncertainties surrounding the change in leadership in the United States, require close attention as they could potentially slow down global economic growth.

Amid these conditions, Indonesia's economy in 2025 is projected to grow slightly higher than the previous year, within the range of 4.8% to 5.6%, driven by domestic demand. Moving forward, Indonesia's economic growth is expected to remain solid and on an upward trend. This steady economic growth is primarily supported by domestic demand, accompanied by improving external demand in line with the global economic recovery. However, several risks, including a slower global economic recovery and the impact of escalating geopolitical tensions, need to be continuously monitored as they could potentially hinder the recovery of Indonesia's external sector performance.

Amid ongoing geopolitical tensions, commodity prices continue to normalize, leading to a general downward trend in inflation, including domestic inflation. Going forward, inflation is projected to remain within the target range of 2.5% ± 1% and continue its declining trend. This low and controlled inflation supports consumer purchasing power, thereby driving economic growth. However, several risks must still be closely monitored, particularly the potential impact of escalating geopolitical tensions, such as rising commodity prices (including oil), climate-related risks, and imported inflation risks stemming from increasing global commodity prices and potential depreciation of the Rupiah.

The expected decline in interest rates in the future is anticipated to improve market liquidity, thereby supporting banking intermediation. The Bank Indonesia (BI) rate affects the adjustment of banks' Prime Lending Rate (SBDK), which could potentially drive credit growth within the range of 11%–13% in 2025. Meanwhile, Third-Party Funds (DPK). In 2025, Bank Indonesia will implement a pro-growth policy with a focus on the development of the sharia economy and finance. The growth of the sharia economy is expected to continue its positive trend, with a projected growth rate ranging from 4,8% to 5,6%.

Moving forward, BSI is committed to continuously providing modern, comprehensive, and universal Sharia financial solutions to its customers. The bank aims to position itself as a financial, social, and spiritual partner for its customers and the wider community.

Sources:
- Word Economic Outlook, International Monetary Fund, January 2025
- Monetary Policy Review, Bank Indonesia, February 2025
- Bank Indonesia Board of Governors Meeting, 17-18 December 2024

SWOT Analysis

Considering the aforementioned factors, BSI conducts a competitive analysis through the Strengths, Weaknesses, Opportunities, and Threats (SWOT) framework. Internal factors are reflected in the strengths and weaknesses of BSI, while external factors are analyzed through opportunities and threats within the current banking industry.

Table of SWOT Analysis

Strengths	Weaknesses
- A Sharia bank in Indonesia ranked among the Top 10 Global Islamic Banks. - The largest Sharia bank in Indonesia in terms of assets. - Extensive office network with over 1,000 branches across Indonesia and an international presence in Dubai. - Large customer base - A wide range of Sharia-based financial products and services. - High-quality financing.	- Employee and outlet productivity is not yet optimal. - Low financial literacy regarding Sharia banking
Opportunities	**Threats**
- High Sharia banking preference among customers. - Growth of the global and national Islamic economy. - Strong positioning of BSI in the Sharia banking industry. - Government support for Islamic finance. - Expanding market share in the national banking industry. - Synergy with Parent banks.	- Competition with conventional banks and fintech. - Geopolitical and global economic conditions. - Advancements in information technology and cybersecurity risks.

Based on the analysis above, BSI is optimistic about having strong prospects and opportunities in the future. To seize these prospects and opportunities, BSI has formulated strategies to optimize the bank's performance in 2025.

Future Growth Strategy 2025

In 2025, to achieve its vision and mission, BSI will focus on its strategy as the Best Islamic Financial Platform Provider, emphasizing Financial, Social, and Spiritual Solutions while developing the Islamic Ecosystem in line with its targeted segments:

1. **Wholesale**
   BSI will tap into wholesale business potential from corporations and corporate groups by expanding its customer base and deepening relationships with clients through transactional banking capabilities and an extended value chain. The bank also strengthens wholesale-retail collaboration as an entry point to leverage business opportunities from corporate or institutional wholesale clients, including payroll business, employee financing, pawning services, and fundraising products.
2. **Institutional Sector**
   BSI will also tap into business opportunities within institutions by targeting government institutions, state agencies, state-owned enterprises (SOE), regional-owned enterprises (ROE), ministries and their subordinate work units, public educational institutions, hospitals, and their associated entities. BSI aims to offer financial products and solutions tailored to the needs of these institutions, their partner vendors, and employees. To increase low-cost funding, the bank will focus on positioning itself as a transactional bank, particularly for institutions, by developing products and services that align with customer needs, such as enhanced cash management solutions with more comprehensive features.
3. **SMEs and MSMEs**
   BSI will also strengthen its business in the Small and Medium Enterprises (SME) and Micro, Small, and Medium Enterprises (MSME) segments by targeting key SME ecosystems, such as palm oil plasma core ecosystems, cooperative businesses (kopkar), business linkages, education services, healthcare services, Sovereign Sharia Securities (SBSN) and the National Budget (APBN), Hajj and Umrah travel agencies, as well as both state-owned and private enterprises. Additionally, BSI will focus on productive micro-businesses operating within the halal ecosystem, value chain-based businesses, and existing customers with a solid financial track record. This segment will be the focus of SME and MSME strategy in managing institutional transaction accounts, optimizing SME financing penetration from the targeted ecosystem, and ensuring healthy and prudent microfinance penetration with a focus on KUR financing. Additionally, there will be a selection of high-yielding BSI product growth for micro-enterprises in the market ecosystem, wholesale suppliers, retail markets, healthcare sector, and education sector, as well as increased penetration through BSI Agents.
4. **Consumer Segment**
   BSI will continue implementing strategies that have proven to add value to its performance, particularly by managing sustainable and healthy financing growth in the consumer segment. This will be achieved through programs and products tailored to customer needs, such as SuperApps BYOND by BSI, Hajj Savings, investment products like retail sukuk and bancassurance, Zakat, Infaq, Sadaqah, and Wakaf (ZISWAF) transactions, and competitive consumer financing products, including BSI Griya, BSI Oto, Mitraguna Berkah, Pensiun Berkah, Pra Pensiun Berkah, Gadai Emas, dan Cicil Emas.

To support this strategy, BSI will strengthen its business penetration platforms, which are categorized into three main areas, including physical platforms such as branches and BSI Agents, e-channel such as BYOND by BSI, BEWIZE, ATM, EDC, QRIS, and inorganic platform subsidiaries.

To ensure the successful execution of its strategic focus on the target segments mentioned above, BSI will also enhance fundamental enablers in several key areas including Human Capital, by improving employee productivity and competency while strengthening organizational management. In the area of Information Technology and Operational Excellence, BSI will focus on stabilizing and upgrading core banking systems, reinforcing the three-pillar IT structure, enhancing IT security, and achieving operational excellence. In the Environmental, Social, Risk, Governance, and Compliance (ES-GRC) domain, BSI will implement an Enterprise Risk Management System, a Resolution Plan, and Anti-Fraud measures while strengthening ESG governance through various ESG programs to support the Sustainable Development Goals (SDGs). In line with these efforts, BSI will also strengthen its data analytics capabilities by building a robust big data infrastructure with enhanced quality and improving decision-making processes through artificial intelligence.

Target Achievement and Future Targets

Target Achievement

Comparison of Financial Targets and Realization for 2024

The comparison of financial targets and actual realization is presented as follows.

Table of Financial Target and Realization Comparison

(in IDR millions)

Description	2024 Budget Plan	2024 Realization	Achievement
(1)	(2)	(3)	(4) = (3)/(2)
FINANCIAL POSITION			
Total Assets	378,370,355	408,613,432	107.99%
Financing facilities	272,987,063	278,481,243	102.01%
Third-Party Funds	321,273,357	327,454,166	101.92%
INCOME STATEMENT			
Revenue from Fund Management as Mudharib	24,704,000	25,298,203	102.41%
Laba Bersih	6,079,690	7,005,888	115.23%
FINANCIAL RATIOS (%)			
Gross NPF	2.00%	1.90%	105.26%
Net NPF	0.55%	0.50%	110.00%

In 2024, BSI's total assets were recorded at IDR408.61 trillion, surpassing the RKAP/RBB target by 107.99%. This achievement was driven by the sustained growth of Third-Party Funds (DPK) and the bancassurance collaborations that helped increase the inflow of funds into the bank. With relatively stable market conditions, BSI was able to optimize its asset management, reflecting solid and sound growth.

BSI's total financing extended in 2024 reached IDR278.48 trillion, also exceeding the RKAP/RBB target by 102.01%. Financing across all segments wholesale, retail, and consumer continued to grow. BSI's main focus is to ensure the quality of its sustainable financing by maintaining a balance between financing expansion and prudent risk management.

BSI's DPK in 2024 was recorded at IDR327.45 trillion, achieving 101.92% of the RKAP/RBB target. This outcome was influenced by intense liquidity competition in the market. Nonetheless, BSI successfully achieved a more sustainable DPK target by continuously boosting the growth of its Current Account Saving Account (CASA), particularly in the savings segment. This indicates BSI's success in attracting customer funds, even amid heightened liquidity competition.

BSI's net profit in 2024 was recorded at IDR7.00 trillion, exceeding the RKAP/RBB target with an achievement of 115.23%. This excellent net profit performance was driven by an increase in margin income and profit-sharing, along with continuously growing fee-based income. Additionally, to further enhance profitability, BSI has persistently implemented effective cost efficiencies and maintained the quality of its sound assets. This reflects the bank's success in managing revenue sources and controlling costs efficiently.

Comparison of Target and Actual Capital Structure 2024

The comparison of target and actual capital structure is presented as follows.

Table of Comparison of Target and Actual Capital Structure

(in IDR millions)

Description	2024 Budget Plan	2024 Realization	Achievement
(1)	(2)	(3)	(4) = (3)/(2)
Core Capital (Tier 1)	41,273,113	41,685,617	101.00%
Supplementary Capital (Tier 2)	2,302,418	2,265,714	98.41%
Total Capital	43,575,531	**43,951,331**	**100.86%**

As of December 2024, BSI's total capital reached IDR43.95 trillion, achieving 100.86% of the RKAP/RBB target. This aligns with the Capital Adequacy Ratio (CAR), which stood at 21.40% in December 2024, achieving 101.82% of the target. This accomplishment was supported by the bank's net profit performance, which exceeded the target by 115.23%.

Comparison of Target and Actual Marketing Performance 2024

The comparison of target and actual marketing performance is presented as follows.

Table of Comparison of Target and Actual Marketing Performance

Product	Decription	2024 Realization
New Product Plans for 2024		
BSI Debit Visa E-commerce Online Transactions	The online e-commerce transaction feature for BSI Visa Debit Card ensures secure transactions using the 3DS (Verify by Visa) service, which involves OTP-based transaction authentication.	Licensing/reporting process to BI
Card Management System BSI Hasanah Card	Card Management System for BSI Hasanah Card 1. The CMS is a core banking system that will be used by CBG to provide services to BSI Hasanah Cardholders, including card activation, services, transaction authorization, posting/bookkeeping, billing statements, cardholder/customer maintenance, and more 2. The BSI Hasanah Card CMS will replace the current CMS used by CBG, which is Cardlink. 3. BSI will collaborate with Artajasa, a member of TPCM, under a managed service concept that will be formalized in a Cooperation Agreement (PKS). 4. Product/feature developments, including the development of necessary modules for BSI, will be carried out by Artajasa. 5. To support services for cardholders, the modules used in the new CMS will be relatively similar to those currently available in Cardlink.	Live
BSI Mobile Revamp	BSI Mobile Revamp is an enhancement of the mobile banking platform with a newer, more modern generation, featuring additional services and features and integration with other platforms.	Live
Developing Foreign Exchange Transactions in Net Banking	Development of forex transactions in net banking, namely the development of multi-currency services through internet banking.	Licensing/reporting process to OJK
Qardh Gold Collateral Limit	A maximum limit of IDR1 billion per customer for gold-backed qardh financing.	Licensing/reporting process to OJK
Institutional Securities Intermediary Marketing Partner (Level 1)	Marketing Partner for Securities Brokerage (MPPPE) is an entity that provides securities brokerage marketing services to customers and/or potential customers based on a cooperation contract, with a scope limited to providing referrals to securities companies.	Piloting for Live
Online Mutual Fund Transactions	Electronically mutual fund transactions (account opening, subscription, redemption and switching)	Piloting for Live
Cash Management Service Platform	A cash management service platform consisting of account payable management, account receivable management, account liquidity management, account administration and information, and digital onboarding, designed for Corporate, Institutional, Government, SME, Cooperative, and Sole Proprietorship segments.	Live
Sub-registry BI-SSSS	It is the addition of banking activities providing services for transactions of Government Securities (SBN) and regional government securities, supported by Bank Indonesia services.	Licensing/reporting process to OJK
Financial Institution Bank to Bank Murabahah Facility	Financial institution bank to bank murabahah facility is fundraising and distribution between banks utilizing a commodity exchange under a murabahah contract.	Licensing/reporting process to OJK
Fundraising (Digital Farmer Card BLP)	Distribution of Social Assistance Program to support the Ministry of Agriculture of the Republic of Indonesia by implementing several developments, including: 1. Digital Farmer Card (BLP) 2. External Reporting (H2H)	Internal process

Product	Decription	2024 Realization
BI Fast Phase 2	BI FAST Phase 2 is the continuation of the BI Fast Phase 1 project, a retail payment system infrastructure that facilitates real-time retail payments through various instruments and payment channels, available 24/7.	Licensing/reporting process to BI
SNAP Account Binding dan Account Unbinding	Standardization of Open API BI SNAP for Account Binding and Unbinding Aligning with regulatory programs (Bank Indonesia and OJK) to implement standardized open banking services through Open API and Open Banking technology	Live
Integrated Bancassurance Partnership	BSI Tapenas Regular Savings is a term savings account for individuals in Indonesian Rupiah, with a fixed monthly deposit and a predetermined period, complemented by insurance coverage	Live
BSI Hasanah Young Segment Contactless	A sharia-compliant credit card targeting the young segment, equipped with contactless payment capabilities	Internal process
BSI Business Debit Card	A variant of the BSI debit card tailored with features and benefits to meet the needs of business customers.	Live
Indonesia Credit Card(KKI)	A financing product in the form of a card issued to customers for transactions involving goods and services, with payments sourced from the Regional Revenue and Expenditure Budget (APBD).	Licensing/reporting process to BI
Hasanah Card Lyfe	A feature of the BSI Hasanah Card (Islamic credit card) and its related products available on the BSI Super App (BYOND by BSI). It includes auto-binding, virtual card display, activation, PIN request, and a dashboard for limit information, outstanding balance, remaining limit, and more.	Live
Cash Cardless Withdrawal Off Us (CCWL Off Us)	Cash Cardless Withdrawal (CCWL) is a feature that allows non-BSI customers to withdraw cash without a card at BSI ATMs. Additionally, BSI customers can perform cardless cash withdrawals at ATMs within other bank networks.	Live
BSI Cicil Emas Buyback Feature	The bank product, BSI Cicil Emas, will continue to operate under the existing transaction mechanism. The buyback feature is an option provided to customers who wish to resell their gold, serving as an after-sales service. Gold purchases will be conducted by the bank's partners. The bank acts as an intermediary, connecting customers (gold sellers) with partners (gold buyers). Gold purchased by the partners will be temporarily stored at BSI until the partners collect it (within a maximum of 7 business days). All costs incurred from the buyback transaction will be the responsibility of the partner.	Internal process
Cash Waqf Linked Deposit (CWLD) Financing	The Cash Waqf Linked Deposit (CWLD) is a basic deposit product where the principal amount functions as a temporary waqf (endowment), and the profit-sharing returns from the deposit can be directly allocated to social projects determined for each issuance series. CWLD Financing is an advanced development of the basic CWLD product. It allows social projects to be realized earlier without waiting for the full profit-sharing payments from the deposit principal. The funding for social projects comes from financing, with installment payments deducted from the monthly profit-sharing (deposit returns). This scheme enables faster project realization, and the returns received by customers are more attractive compared to the basic CWLD product.	Internal process
BSI Investment Account on Balance Sheet	The BSI Investment Account On Balance Sheet is a product designed to optimize investment functions within Islamic banking by collecting funds from investors and channeling them to customers/instruments/portfolios that are attractive from an on-balance-sheet perspective, using the mudharabah muqayyadah contract.	Internal process
Commodity Murabahah for Overseas Branches (KCLN)	The commodity murabahah contract scheme is a commodity sales transaction that specifies the purchase price and agreed profit margin. This scheme is used for financing/placement products, fund mobilization, and sukuk issuance, with restrictions to support the activities of Overseas Branch Offices	Licensing/reporting process to OJK

Product	Decription	2024 Realization
New Trade Finance	Platform E2E Trade Finance Solutions and Document Pre Checking Automation with Smart AI.	Internal process
Global Transaction Sharia/ BEWIZE	Global Transaction Sharia (GTS) is a digital platform developed by BSI's team to support wholesale business initiatives. It implements Single Sign-On Access (SSO) for all banking subsystems integrated within GTS, allowing customers to access cash management, value chain, trade finance, and other financial services.	Internal process
BSI Daily Kafalah	The BSI Daily Kafalah Facility is provided by the bank to customers through a line facility agreement for the purpose of guaranteeing financing realization and working capital for PRKS. It utilizes the kafalah bil ujrah and/or musyarakah contract schemes.	Internal process
Simple Multi-Spot Sharia Hedging	The Sharia Multi-Spot Simple Hedging product is a basic hedging transaction (Aqd al Tahawwuth al-Basith). The transaction process consists of a single Wa'd accompanied by multiple spot transaction agreements, as mutually agreed upon by both parties.	Live
Sukuk Tapera Phase III	This is a sukuk issued in stages without a public offering, with a single investor, BP Tapera.	Licensing/reporting process to OJK
Revitalization of Gold Ownership Financing Limit Enhancement Feature	This feature update increases the financing limit for gold installment plans, raising the maximum financing amount from IDR150 million to IDR500 million per customer.	Licensing/reporting process to OJK
Consumer Landing Page	The Consumer Landing Page is a digital platform designed to make it easier for customers to explore BSI consumer products, apply for financing, calculate installment simulations, and access information on BSI consumer financing promotions—all in one place	Internal process
Umrah Package Purchase	The Umrah package purchase feature on BYOND by BSI allows BSI customers to purchase Umrah packages through the BYOND by BSI platform. Customers can select an Umrah package, register pilgrims, and make payments either in full or via a down payment with subsequent installments. This feature serves as a one-stop solution for customers planning their Umrah pilgrimage.	Licensing/reporting process to OJK

Comparison of Targets and Realization of Human Resource Development 2024

The comparison between targets and realization of human resource development is presented as follows.

Table of Comparison of Targets and Realization of Human Resouce Development

Description	Budget Plan 2024 (RKAP)	Realization in 2024	Achievement
(1)	(2)	(3)	(4) = (3)/(2)
HR Development Expenses (IDR)	147,623,000,000	141,590,926,496	95.91%

The realization of HR development expenses in 2024 was recorded at IDR141.59 billion, slightly below the RKAP 2024 target of 95.91% of the planned budget, which amounted to IDR147.62 billion.

BSI is committed to enhancing the quality and competence of its human resources as part of a long-term strategy to strengthen the bank's performance. A series of training sessions and development programs have been provided to employees to prepare them for the increasingly complex and dynamic challenges of the banking industry.

Through more intensive training and structured development programs, BSI hopes to build a more skilled, productive workforce that is ready to face technological changes and continuously evolving market demands.

Future Targets/Projections

Assumptions for Setting 2025 Targets/Projections

In preparing the projections for 2025, BSI has used several macroeconomic assumptions as follows.

Table of Assumptions for Setting 2025 Targets/Projections

Description	2025
(1)	(2)
Economic Growth	5.14%
Inflation Rate	2.70%
Exchange Rate (IDR/USD)	Rp14,977
7-Day Reverse Repo Rate	5,00

Sumber: *Office of Chief Economist* BSI

Financial Targets/Projections for 2025

The financial targets/projections for 2025 are as follows.

Table of Financial Targets/Projections for 2025

(in IDR millions)

Description	Projection 2025
(1)	(2)
Financing Growth	14.00% - 16.00%
Cost of Credit	<1.00%
Net Interest Margin	>5.00%
NPF Gross	<2.00%

Dividend Policy Targets/Projections for 2025

The distribution of BSI dividends is determined based on the resolution of the General Meeting of Shareholders (GMS), and all shareholders have equal rights, including the right to receive dividends. Considering its financial capability and condition, BSI may review and revise its dividend policy from time to time, in compliance with applicable Indonesian laws and regulations. Under the above provisions and BSI's overall financial condition, the company has a policy to distribute dividends in cash to all shareholders after setting aside sufficient reserves, without limiting the GMS's authority to determine the dividend distribution to be decided in the meeting.

The determination, amount, and payment of future cash dividends will depend on various factors, including but not limited to retained earnings, operational performance, cash flow, business prospects, BSI's current and future financial condition, as well as other factors deemed relevant by BSI's shareholders, and applicable Indonesian regulations. BSI reserves the right to review and amend its dividend policy from time to time, under applicable Indonesian laws and regulations.

Marketing Targets/Projections for 2025

The marketing projections for 2025 are as follows.

Table of Comparison of Marketing Targets/Projections for 2025

New Product Plan for 2025	Description	Target Realization 2025
BSI Debit Visa E-commerce Online Transactions	The BSI Debit Visa E-Commerce 3D Secure transaction is an online transaction feature for BSI Debit Visa cards, secured with 3DS (Verify by Visa) authentication using OTP verification.	Triwulan I - 2025
Card Management System BSI Hasanah Card	Card Management System BSI Hasanah Card 1. CMS is a core banking system that will be used by CBG to provide services to BSI Hasanah Card holders, including card activation, services, transaction authorization, posting/accounting, billing statements, cardholder/customer maintenance, and more. 2. This CMS will replace the current CMS used by CBG, which is Cardlink. 3. BSI will collaborate with Artajasa, which is part of TPCM, using a managed service concept that will be outlined in a Cooperation Agreement (PKS). 4. Product/feature developments, including required module developments, will be carried out by Artajasa. 5. To support cardholder services, the modules used in this CMS will be similar to those currently available in Cardlink.	Triwulan I - 2025
Foreign Exchange Transactions on Net Banking	The development of foreign exchange transactions in net banking includes multi-currency services through internet banking.	Triwulan I - 2025
Gold-Backed Qardh Limit	The Gold-Backed Qardh Limit allows a maximum financing amount of IDR1 billion per customer.	Triwulan I - 2025
Institutional Brokerage Partner Level 1	Institutional Brokerage Partner (MPPPE) is an entity that provides brokerage marketing services to customers and/or potential customers based on a contractual agreement, with a limited scope of providing referrals to securities companies.	Triwulan II - 2025
Mutual Fund Transactions via BSI Mobile	Electronic mutual fund transactions, including account opening, subscription, redemption, and switching, through the BYOND by BSI application.	Triwulan I - 2025
BI-SSSS Sub-registry	The BI-SSSS registry is an additional banking activity that provides services for transactions involving government securities (SBN) and regional government bonds, supported by Bank Indonesia's services.	Triwulan II - 2025
Financial Institution Bank-to-Bank Murabahah Facility	The Financial Institution Bank-to-Bank Murabahah Facility is an interbank funding and lending service utilizing a commodity exchange with a murabahah contract.	Triwulan I - 2025
Fund mobilization (Digital Farmers Card)	The distribution of a social assistance program to support the Ministry of Agriculture of the Republic of Indonesia, which includes: 1. Digital Farmers Card (BLP) 2. External Reporting (H2H)	Triwulan II - 2025
BI Fast Phase 2	BI FAST Phase 2 is a continuation of BI Fast Phase 1, which is an infrastructure project for a retail payment system that facilitates real-time, 24/7 transactions using various payment instruments and channels.	Triwulan I - 2025
BSI Hasanah Contactless Card	A new variant of the BSI Hasanah Card (sharia-compliant credit card) designed for the young segment with contactless payment capability.	Triwulan I -2025
Government Credit Card (KKI)	The Domestic Government Credit Card (KKPD) is a financing product that provides a payment card for customers to conduct transactions for goods and services, with funds sourced from the Regional Revenue and Expenditure Budget (APBD).	Triwulan I -2025
Hasanah Card Lyfe	Hasanah Card Lyfe is a feature of the BSI Hasanah Card (sharia credit card) and its product variants within BSI's SuperApp (BYOND by BSI), offering auto-binding, virtual card display, activation, PIN requests, and a dashboard for viewing limits, outstanding balances, remaining limits, and other information.	Triwulan I -2025
BSI Gold Installment Buyback Feature	The BSI Cicil Emas (gold installment) product will continue operating under its existing transaction mechanism. The buyback feature allows customers to resell their gold as an after-sales service. The gold is purchased by a bank partner, with BSI acting as an intermediary between the customer (gold seller) and the partner (gold buyer). The purchased gold is temporarily stored at BSI until the partner retrieves it (maximum 7 working days). All costs incurred from the buyback transaction are the responsibility of the partner.	Triwulan I - 2025

New Product Plan for 2025	Description	Target Realization 2025
Cash Wakaf Link Deposit (CWLD) Financing	The Cash Waqf Linked Deposit (CWLD) is a basic deposit product where the principal amount serves as a temporary waqf, and the deposit yield is used for social projects determined for each issuance series. CWLD Financing is an advanced development of CWLD, allowing social projects to be realized earlier without waiting for the full distribution of deposit returns. The funds for social programs come from financing, with installments covered by monthly deposit returns. This model enables earlier project realization while offering depositors more attractive returns than the basic CWLD product.	Triwulan I - 2025
BSI Investment Account (SRIA)	The BSI Investment Account (SRIA) is a product designed to optimize investment functions in Islamic banking by collecting funds from investors and channeling them to customers, instruments, or portfolios on balance sheet using a mudharabah muqayyadah contract.	Triwulan I - 2025
BSI Overseas Murabahah Commodity KCLN	The murabahah commodity contract is a transaction where the purchase price and profit margin are clearly stated. This scheme is used for financing, fund placement, and sukuk issuance, specifically supporting activities of Foreign Branch Offices.	Triwulan I - 2025
New Trade Finance	End-to-end Trade Finance Solutions platform and Document Pre-Checking Automation using Smart AI.	Triwulan IV-2025
Global Transaction Sharia/ BEWIZE	The Global Transaction Sharia (GTS)/BEWIZE is a digital platform developed by the BSI team to support wholesale banking initiatives. It integrates all banking subsystems using a single sign-on (SSO) for seamless access to cash management, value chain, trade finance, and other banking services.	Triwulan I - 2025
BSI Daily Kafalah	BSI Daily Kafalah is a facility provided by the Bank to customers under a line facility agreement, allowing financing for guarantees and working capital using the kafalah bil ujrah and/or musyarakah contracts.	Triwulan I - 2025
Sukuk Tapera Phase III	A sukuk issued in phases without a public offering, with BP Tapera as the sole investor.	Triwulan I - 2025
Gold Financing Limit Enhancement	Enhancement of the gold-backed financing feature, increasing the financing limit from IDR150 million to a maximum of IDR500 million per customer.	Triwulan I - 2025
Landing Page Consumer	A digital platform designed to help customers find BSI consumer loan products, apply for financing, calculate installment simulations, and access promotional financing programs all in one place.	Triwulan I - 2025
Umrah Package Purchase	A one-stop solution for booking Umrah packages via BSI Byond, enabling customers to choose packages, register pilgrims, and make payments either in full or with a down payment followed by installments.	Triwulan I - 2025
BSI Debit Visa Contactless	A contactless payment feature allowing cardholders to complete transactions by tapping their card on an EDC machine, without the need for swiping or inserting the card.	Triwulan III - 2025
Mutual Fund Transactions via BYOND by BSI	Online transactions for mutual funds, including account opening, subscription, redemption, and switching.	Triwulan II - 2025
Expansion of Mutual Fund Products via BSI	Expansion of Sharia-compliant mutual fund products available at BSI, providing more investment diversification options for customers.	Triwulan IV-2025
BSI Multi-Currency Savings Account	Addition of five new currencies (SGD, SAR, AUD, JPY, EUR) to the BSI Wadiah Multi-Currency Savings product, enabling multi-currency transactions and account openings.	Triwulan I - 2025
BYOND Market Place	A platform supporting Islamic and halal lifestyle transactions via BSI Byond, allowing customers to purchase event tickets, transportation, Umrah packages, gaming vouchers, and other lifestyle products. Customers can purchase event tickets, transportation tickets, Umrah travel packages, game vouchers, and various lifestyle transactions seamlessly through the Byond Lyfe page.	Triwulan I - 2025

New Product Plan for 2025	Description	Target Realization 2025
Digital Griya Loan	1. The digitalization of financing products is one of the strategies to enhance industry competitiveness, including property ownership financing applications through digital platforms. 2. Griya Online Application is a feature that allows customers to apply for new home purchases, pre-owned home purchases, refinancing, takeovers, top-ups, and combined takeovers & top-ups via BYOND by BSI. It is part of the surrounding products within Project Medina. 3. In its implementation, two types of Griya financing methods will be available through BYOND by BSI: Sales Assignment, where applications are assisted by the Marketing team, and Self-Service, where customers submit their applications independently.	Triwulan I - 2025
Islamic Structured Account (ISRA)	The Islamic Structured Account (ISRA) is a Sharia-compliant deposit account (savings and giro) based on the Mudharabah Muqayyadah contract, where deposited funds are exclusively used for Treasury foreign exchange transactions.	Triwulan I - 2025
New MMQ Scheme for Indent Griya Loans	The development of the MMQ contract for PPR Indent financing is an initiative by the Bank to improve the existing contract used in the PPR Indent product. Previously, the financing was based on a murabahah contract for land and construction materials. To ensure better alignment with Sharia principles, the Bank is enhancing the PPR Indent financing contract by implementing the MMQ contract for its distribution.	Triwulan I - 2025
Financial Institution Bank to Bank Wakalah Facility	Interbank fund mobilization and distribution using the wakalah (agency) contract through a commodity exchange.	Triwulan II- 2025
Gold Custody Service	A secure gold storage service, where the Bank provides a dedicated gold vault for safekeeping customers' physical gold.	Triwulan I-2025
Gold Trading	Bullion business operations, including physical gold and precious metals trading that meet SNI (Indonesian National Standard) and/or LBMA (London Bullion Market Association) international standards.	Triwulan I-2025

Targets/Projections for Human Resource Development

The projections for human capital development in 2025 are as follows.

Table of Targets/Projections for Human Resouce Development 2025

Description	Projection 2025
(1)	(2)
HR Development Expenses (IDR)	145,000,000,000

The projected HR development expenses for 2025 are estimated to reach IDR145.00 billion, representing an increase of 2.41% from the actual HR development expenses in 2024. BSI continues to invest in the quality and capability of its human resources to support the achievement of its long-term goals.

Dividend Policy, Announcement, and Payment

Bank Syariah Indonesia may announce dividends annually (in Rupiah) if it has a positive retained earnings balance. A portion of the bank's net profit, as determined by the Annual General Meeting of Shareholders (AGMS) and after deducting corporate tax, must be allocated to the mandatory reserve fund until it reaches at least 20% of the bank's paid-up capital. However, there is no specific timeframe for achieving the required reserve fund level.

The remaining portion of the net profit (after mandatory reserve allocation) may be distributed to shareholders as a final dividend, unless otherwise decided by the AGMS. The bank may also distribute a special dividend on an ad-hoc basis with approval from the GMS. The allocation of net profit for the 2023 fiscal year was based on the AGMS held on May 17, 2024, while the allocation for the 2022 fiscal year was decided in the AGMS on May 22, 2023. The net profit allocation for BSI's 2024 fiscal year will be determined in the AGMS in 2025.

Dividend announcement and payment details are outlined in the table below.

Table of Dividend Announcement and Payment Fiscal Year 2023

Description	Fiscal Year 2023	Fiscal Year 2022
Net Income	5,703,743,109,251	4,260,181,677,875
Cash Dividend	855,561,466,388	426,018,167,788
Non-Cash Dividend	-	-
Cash Dividend Per Share	18,5470451	9,23531
Non-Cash Dividend Per Share	-	-
Dividend Payout Ratio (%)	15%	10%
Announcement Date	17 Mei 2024	22 Mei 2023
Cash Dividend Payment Date	20 Juni 2024	23 Juni 2023
Non-Cash Dividend Payment Date	-	-

Realization of Fund Utilization from Public Offering

In accordance with OJK Regulaion Number 30/POJK.04/2015 concerning the Report on the Realization of Fund Utilization from Public Offering, BSI has reported the Realization of Fund Utilization from Public Offering as follows.

Table of Realization of Fund Utilization from Public Offering

No.	Type of Public Offering	Effective Date	Realized Value of Public Offering Proceeds			Planned Fund Utilization	
			Total Public Offering Proceeds	Public Offering Costs	Net Proceeds	Description	
1	Sustainable Mudharabah Sukuk Public Offering Based on Sustainability I Bank BSI Phase I Year 2024	June 14, 2024	3,000,000,000,000	9,480,000,000	2,990,520,000,000	All funds raised from this public offering, after deducting related issuance costs, will be used by the company for new financing distribution or existing financing, either directly or indirectly, for activities categorized as Environmental Business Activities (KUBL) and Social Business Activities (KUBS) as regulated in POJK No. 18 of 2023 concerning the issuance and requirements of sustainability-based debt securities and sukuk. Fund utilization for existing financing distribution in the KUBL and KUBS categories includes 1. KUBL Category is allocated at a minimum of 30% and a maximum of 50%. The largest portion of this category, at least 50%, will be allocated to: (1) Renewable energy, (2) Products that reduce resource usage and generate less pollution, and (3) Sustainable water and wastewater management, with the remainder distributed among seven other KUBL categories. 2. KUBS Category is allocated at a minimum of 50% and a maximum of 70%. The largest portion of this category, at least 50%, will be allocated to: (1) Job creation and programs designed to prevent and/or reduce unemployment, including financing for SMEs and microfinance, (2) Enhancing socio-economic empowerment, and (3) Providing access to essential services, with the remainder allocated to three other KUBS categories.	
Total			3,000,000,000,000	9,480,000,000	2,990,520,000,000		

	Realized Fund Utilization			Remaining Public Offering Proceeds
	Total	Description	Total	
		All funds raised from this public offering, after deducting related issuance costs, will be used by the company for new financing distribution or existing financing, either directly or indirectly, for activities categorized as Environmental Business Activities (KUBL) and Social Business Activities (KUBS) as regulated in POJK No. 18 of 2023 concerning the issuance and requirements of sustainability-based debt securities and sukuk. Fund utilization for existing financing distribution in the KUBL and KUBS categories includes:		-
	1,226,113,200,000	1. KUBL Category is allocated at a minimum of 30% and a maximum of 50%. The largest portion of this category, at least 50%, will be allocated to: (1) Renewable energy, (2) Products that reduce resource usage and generate less pollution, and (3) Sustainable water and wastewater management, with the remainder distributed among seven other KUBL categories.	1,226,113,200,000	-
	1,764,406,800,000	2. KUBS Category is allocated at a minimum of 50% and a maximum of 70%. The largest portion of this category, at least 50%, will be allocated to: (1) Job creation and programs designed to prevent and/or reduce unemployment, including financing for SMEs and microfinance, (2) Enhancing socio-economic empowerment, and (3) Providing access to essential services, with the remainder allocated to three other KUBS categories.	1,764,406,800,000	-
	2,990,520,000,000		**2,990,520,000,000**	-

Table of Cost Breakdown of the Sustainable Mudharabah Sukuk Public Offering I Bank BSI Phase I Year 2024

No	Description	Total Cost	Percentage
1	**Fees for Securities Issuance Guarantee**	2,970,000,000	**0.099%**
	Management Fee	2,070,000,000	0.069%
	Underwriting Fee	450,000,000	0.015%
	Selling Fee	450,000,000	0.015%
2	**Capital Market Supporting Professional Fees**	3,840,000,000	**0.128%**
	Public Accountant Service Fee	3,150,000,000	0.105%
	Legal Consultant Service Fee	630,000,000	0.021%
	Notary Fee	60,000,000	0.002%
3	**Capital Market Supporting Institution Fee**	1,140,000,000	**0.038%**
	Credit Rating Agency	900,000,000	0.030%
	Trustee	240,000,000	0.008%
4	**Other Costs (Registration Statement Fee for OJK, KSEI, IDX listing fee, as well as printing, advertising, event organizer, environmental expert, and public accountant audit for allocation verification)**	1,530,000,000.00	**0.051%**
	Total Public Offering Costs	9,480,000,000.00	**0.316%**

Material Information on Investment, Expansion, Divestment, Merger/Consolidation, Acquisition, and Debt/Capital Restructuring

Investment

BSI had investments in securities in 2024 and 2023 issued by both the government and corporations. The details of investments in marketable securities as of December 31, 2024, and 2023 are as follows.

Table of Investments in Marketable Securities

(in IDR millions)

Transaction Object	2024		2023	
	Nominal Value	Carrying Amount	Nominal Value	Carrying Amount
Fair Value through Profit or Loss				
IDR				
Sovereign Sharia Securities (SBSN)	2,320,383	2,300,433	1,835,552	1,847,602
Sharia State Treasury Letters (SPNS)	2,006,619	1,962,324	895,000	878,000
Sukuk Bank Indonesia	2,000,000	2,028,369	1,724,704	1,724,704
Mutual Fund	-	-	400,000	405,089
Sharia Asset-Backed Securities - Participation Certificate (EBAS-SP)	27,301	29,476	27,301	31,787
Total	6,354,303	6,320,602	4,882,557	4,887,182
FOREIGN CURRENCY				
Sovereign Sharia Securities (SBSN)	46,466	46,181	6,728	6,702
Total Fair Value through Profit or Loss	6,400,769	**6,366,783**	**4,889,285**	**4,893,884**

Transaction Object	2024		2023	
	Nominal Value	Carrying Amount	Nominal Value	Carrying Amount
Fair Value through Other Comprehensive Income				
IDR				
Sovereign Sharia Security (SBSN)	10,455,701	10,251,000	7,119,539	7,087,426
Sukuk Bank Indonesia	11,148,698	11,148,698	20,693,578	20,744,693
Mutual Funds	2,500,000	2,543,914	1,200,000	1,219,721
Corporate Sukuk	-	-	120,000	120,890
Total	24,140,399	23,979,612	29,133,117	29,172,730
FOREIGN CURRENCY				
Sukuk Bank Indonesia	8,127,975	8,127,975	1,539,700	1,544,442
Sovereign Sharia Securities (SBSN)	273,615	261,066	-	-
Total	8,401,590	8,389,041	1,539,700	1,544,442
Total Fair Value through Other Comprehensive Income	32,541,989	**32,368,653**	**30,672,817**	**30,717,172**
Amortized Cost				
IDR				
Sovereign Sharia Security (SBSN)	22,078,936	22,127,374	33,952,697	34,092,672
Corporate Sukuk	638,800	638,800	947,800	947,800
Export Bills	309,746	309,746	200,858	200,858
Total	23,027,482	23,075,920	35,101,355	35,241,330
FOREIGN CURRENCY				
Sovereign Sharia Securities (SBSN)	431,346	433,580	443,434	449,140
Export Bills	6,870	6,870	-	-
Total	438,216	440,450	443,434	449,140
Total Amortized Cost	23,465,698	**23,516,370**	**35,544,789**	**35,690,470**
Total Investment in Marketable Securities		**62,251,808**		**71,301,526**
Allowance for Impairment Losses		**(35,288)**		**(132,506)**
Net		**62,216,518**		**71,169,020**

Expansion

In 2024, BSI did not carry out any expansion activities.

Divestment

In 2024, BSI did not carry out any divestment activities.

Merger/Consolidation

In 2024, BSI did not conduct any mergers or business consolidations.

Acquisition

In 2024, BSI did not carry out any acquisition activities.

Debt/Capital Restructuring

In 2024, BSI did not conduct any debt or capital restructuring activities.

Material Transactions Involving Conflicts of Interest and/or Transactions With Affiliated Parties

Based on OJK Regulation No. 17/POJK.04/2020 on Material Transactions and Changes in Business Activities, a Material Transaction refers to any transaction conducted by a public company or its controlled entity that meets the transaction value threshold of 20% or more of the public company's equity.

Conflict of Interest Transactions

In accordance with on OJK Regulation No. 42/POJK.04/2020 on Affiliated Transactions and Conflict of Interest Transactions, a conflict of interest arises when there is a discrepancy between the economic interests of a public company and the personal economic interests of its Board of Directors, Board of Commissioners, Major Shareholders, or Controlling Shareholders, which could be detrimental to the public company.

In 2024, there were no transactions involving conflicts of interest.

Affiliated Transactions

Based on OJK Regulation No. 42/POJK.04/2020 on Affiliated Transactions and Conflict of Interest Transactions, an Affiliate is defined as:

a. A family relationship by marriage or blood up to the second degree, both horizontally and vertically;
b. A relationship between a party and its employees, directors, or commissioners;
c. A relationship between two companies where one or more members of their Board of Directors or Board of Commissioners are the same;
d. A relationship where a company and another party directly or indirectly control or are controlled by each other;
e. A relationship between two companies controlled by the same party, either directly or indirectly; or
f. A relationship between a company and its Major Shareholder.

Furthermore, an Affiliated Transaction refers to any activity and/or transaction conducted by a public company or its controlled entity with an Affiliate of the public company or an Affiliate of a Member of the Board of Directors, Board of Commissioners, Major Shareholders, or Controlling Shareholders. This also includes any activity and/or transaction carried out by the public company or its controlled entity for the benefit of an Affiliate of the public company or an Affiliate of a Member of the Board of Directors, Board of Commissioners, Major Shareholders, or Controlling Shareholders.

Affiliated Transactions as Business Activities Conducted to Generate Operating Revenue and Carried Out Routinely, Repeatedly, and/or Continuously

Based on Articles 8 and 9 of OJK Regulation 42/2020, some affiliated transactions are part of business activities that generate operating revenue. These transactions are conducted routinely, repeatedly, and continuously. They are reported in the related party transactions section. BSI has recorded these transactions, and they are documented in Note 44 of the Financial Statements.

Fairness of Transactions and Compliance With Applicable Regulations

The transactions conducted by BSI comply with OJK Regulation 42/2020 on Affiliated Transactions and Conflict of Interest Transactions. The transactions follow common business practices and adhere to the arm's length principle. All transactions are based on BSI's business needs and are free from conflicts of interest. In 2024, there were no affiliated or related party transactions that required shareholder approval (GMS).

Statement From the Board of Directors Regarding Affiliated Transactions

BSI has established procedures for transactions, especially those involving affiliated and related parties. These procedures follow regulatory requirements. The Board of Directors is involved in reviewing plans, execution, and evaluation of transactions. Based on this review, the Board believes all related party transactions follow proper procedures. They align with standard business practices and comply with applicable laws and regulations (arm's length principle).

Role of the Board of Commissioners and Audit Committee in Affiliated Transactions

One of the key responsibilities of the Audit Committee is to monitor the follow-up actions on audit findings to assess the adequacy of the internal control system, including the adequacy of the financial reporting process. In addition, the Audit Committee conducts a review of financial information that the Bank intends to release to the public or other stakeholders and examines compliance with applicable laws and regulations. Therefore, transactions with affiliated and/or related parties are included in the Audit Committee's review and monitoring. As a body under the Board of Commissioners, the Audit Committee submits its performance reports to the Board of Commissioners, which carries out the supervisory function over the Bank's business operations. Therefore, the role of the Audit Committee and the Board of Commissioners is crucial in ensuring that all transactions conducted by the Bank align with applicable regulations and adhere to standard business practices (arm's length principle).

Related Party Transactions

The Bank conducts transactions with related parties as defined in PSAK 224 on "Related Party Disclosures" and Regulation No. VIII.G.7 on "Presentation and Disclosure of Financial Statements of Issuers or Public Companies.".

(1) Directly or indirectly, through one or more intermediaries, a party that (i) Controls, is controlled by, or is under common control with the Bank; (ii) Has an interest in the Bank that provides significant influence over the Bank; or (iii) Has joint control over the Bank.
(2) A party that is part of the same business group as the Bank;
(3) A party that is a joint venture where the Bank is a venturer.;
(4) A party that is a member of the Bank's key management personnel;
(5) A party that is a close family member of an individual described in item (1) or (4);
(6) A party that is an entity controlled, jointly controlled, or significantly influenced by or for a party with significant voting rights in multiple entities, either directly or indirectly, as described in item (4) or (5); and
(7) A party that is a post-employment benefit plan for employee benefits of the Bank or an entity related to the Bank.

Names of Parties and Nature of Related Party Transactions

Below are the names of the parties and the nature of their transactions with related parties.

Related Party as Major Shareholder

Government of the Republic of Indonesia through the Ministry of Finance

Related Party as Controlling Shareholder

PT Bank Mandiri (Persero) Tbk

Related Party as Shareholders

PT Bank Rakyat Indonesia (Persero) Tbk
PT Bank Negara Indonesia (Persero) Tbk
PT BRI Danareksa Sekuritas
PT BNI Life Insurance
PT Mandiri Sekuritas
AirNav Indonesia

Government Entities and Institutions

BPJS Kesehatan
BPJS Ketenagakerjaan
Dana Pensiun Bank Mandiri
Lembaga Pembiayaan Ekspor Indonesia
Perum BULOG
Perum DAMRI
Perum Jasa Tirta I
Perum Jasa Tirta II
Perum Percetakan Negara Republik Indonesia
Perum Perhutani
Perum Perumnas
Perum Peruri
Perusahaan Penerbit SBSN Indonesia
PT Adhi Commuter Properti Tbk
PT Adhi Jalintim Riau
PT Adhi Karya (Persero) Tbk
PT Adhi Persada Beton
PT Adhi Persada Gedung
PT Adhi Persada Properti
PT Aero Globe Indonesia
PT Aerofood Indonesia
PT Aerojasa Cargo
PT Agro Medika Nusantara
PT Agro Sinergi Nusantara
PT Alur Pelayaran Barat Surabaya
PT Amarta Karya (Persero)
PT Aneka Tambang Tbk
PT Angkasa Pura I
PT Angkasa Pura II
PT Angkasa Pura Hotel
PT Angkasa Pura Kargo
PT Angkasa Pura Logistik

PT Angkasa Pura Properti
PT Angkasa Pura Retail
PT Angkasa Pura Sarana Digital
PT Angkasa Pura Solusi
PT Angkasa Pura Solusi Integra
PT Angkasa Pura Supports
PT Antam Resourcindo
PT ASABRI (Persero)
PT ASDP Indonesia Ferry (Persero)
PT Asuransi Asei Indonesia
PT Asuransi BRI Life
PT Asuransi Jasa Indonesia
PT Asuransi Jasa Indonesia Syariah
PT Asuransi Jasa Raharja (Persero)
PT Asuransi Jiwa IFG
PT Asuransi Jiwa Inhealth Indonesia
PT Asuransi Jiwa Taspen
PT Asuransi Jiwasraya (Persero)
PT Asuransi Kredit Indonesia (Persero)
PT Asuransi Tugu Pratama Indonesia Tbk
PT Aviasi Pariwisata Indonesia
PT AXA Mandiri Financial Services
PT Bahana Artha Ventura
PT Bahana Pembinaan Usaha Indonesia
PT Bahana Sekuritas
PT Bahana TCW Investment Management
PT Bakti Timah Medika
PT Balai Pustaka
PT Bank Mandiri Taspen
PT Bank Tabungan Negara (Persero) Tbk
PT Barata Indonesia (Persero)
PT Baturaja Multi Usaha
PT Berdikari
PT Berdikari Logistik Indonesia
PT Berkah Industri Mesin Angkat
PT Berlian Jasa Terminal Indonesia
PT Berlian Manyar Sejahtera
PT Bhanda Ghara Reksa (Persero)
PT Bina Karya (Persero)
PT Bio Farma (Persero)
PT Biro Klasifikasi Indonesia (Persero)
PT BNI Asset Management
PT BNI Sekuritas
PT Borneo Alumina Indonesia
PT Brantas Abipraya (Persero)
PT BRI Asuransi Indonesia
PT Bukit Asam Medika
PT Bukit Asam Tbk
PT Bukit Energi Investama
PT Bukit Multi Properti
PT Bukit Prima Bahari
PT Bumi Daya Plaza
PT Bumi Sawindo Permai
PT Cinere Serpong Jaya
PT Citilink Indonesia
PT Citra Lautan Teduh
PT Cut Meutia Medika Nusantara
PT Danareksa (Persero)
PT Danareksa Finance
PT Danareksa Investment Management
PT Dayamitra Telekomunikasi Tbk
PT Dirgantara Indonesia (Persero)
PT Djakarta Lloyd (Persero)
PT Dok dan Perkapalan Air Kantung
PT Dok dan Perkapalan Kodja Bahari (Persero)
PT Elnusa Petrofin
PT Elnusa Tbk
PT Emas Antam Indonesia
PT Energi Agro Nusantara
PT Energi Pelabuhan Indonesia
PT Energy Management Indonesia (Persero)
PT Equiport Inti Indonesia
PT Estika Daya Mandiri
PT Finnet Indonesia
PT Fintek Karya Nusantara
PT Gag Nikel
PT Gapura Angkasa
PT Garuda Indonesia (Persero) Tbk
PT Garuda Maintenance Facility Aero Asia Tbk
PT Graha Investama Bersama
PT Graha Niaga Tata Utama
PT Graha Sarana Duta
PT Griyaton Indonesia
PT Hakaaston
PT Haleyora Powerindo
PT HK Realtindo
PT Hutama Karya (Persero)
PT Hutama Karya Infrastruktur
PT Indofarma Global Medika
PT Indonesia Asahan Aluminium (Persero)
PT Indonesia Chemical Alumina
PT Indonesia Coal Resources
PT Indonesia Comnets Plus
PT Indonesia Kendaraan Terminal Tbk
PT Indonesia Power
PT Indopelita Aircraft Services
PT Indra Karya (Persero)
PT Industri Kapal Indonesia (Persero)
PT Industri Karet Nusantara
PT Industri Kemasan Semen Gresik
PT Industri Kereta Api (Persero)
PT Infomedia Nusantara
PT Infomedia Solusi Humanika
PT Inhutani I
PT Inhutani IV
PT Inka Multi Solusi
PT Inka Multi Solusi Service
PT Inka Multi Solusi Trading
PT Inti Konten Indonesia
PT IPC Terminal Petikemas
PT Jakarta Industrial Estate Pulogadung
PT Jalin Pembayaran Nusantara
PT Jalintim Adhi Abipraya
PT Jaminan Kredit Indonesia
PT Jaminan Pembiayaan Askrindo Syariah
PT Jasa Armada Indonesia Tbk
PT Jasa Marga (Persero) Tbk
PT Jasa Prima Logistik Bulog
PT Jasa Raharja
PT Jasa Tirta Energi
PT Jasa Tirta Luhur
PT Jasamarga Balikpapan Samarinda
PT Jasamarga Gempol Pasuruan
PT Jasamarga Jalanlayang Cikampek
PT Jasamarga Jogja Solo
PT Jasamarga Kualanamu Tol
PT Jasamarga Kunciran Cengkareng
PT Jasamarga Manado Bitung
PT Jasamarga Ngawi Kertosono Kediri
PT Jasamarga Pandaan Malang
PT Jasamarga Related Business
PT Jasamarga Solo Ngawi
PT Jasamarga Surabaya Mojokerto
PT Jasamarga Tollroad Maintenance
PT Jasamarga Tollroad Operator
PT Jasamarga Transjawa Tol
PT Jasaraharja Putera
PT Jembatan Nusantara
PT KA Properti Manajemen
PT Kalimantan Jawa Gas
PT Kaltim Adhiguna Dermaga
PT Kaltim Daya Mandiri
PT Kaltim Industrial Estate
PT Kawasan Berikat Nusantara (Persero)
PT Kawasan Industri Gresik
PT Kawasan Industri Makassar
PT Kawasan Industri Nusantara
PT Kawasan Industri Terpadu Batang
PT Kawasan Industri Wijayakusuma (Persero)
PT KBN Graha Medika
PT KBN Prima Logistik
PT Kereta Api Indonesia (Persero)
PT Kereta Api Logistik
PT Kereta Api Pariwisata
PT Kereta Commuter Indonesia
PT Kharisma Pemasaran Bersama Nusantara
PT Kilang Pertamina Balikpapan
PT Kimia Farma Apotek
PT Kimia Farma Diagnostika
PT Kimia Farma Tbk
PT Kimia Farma Trading & Distribution
PT Kliring Berjangka Indonesia
PT Kodja Terramarin

PT Krakatau Bandar Samudera
PT Krakatau Daya Listrik
PT Krakatau Global Trading
PT Krakatau Industrial Estate Cilegon
PT Krakatau Information Technology
PT Krakatau Jasa Industri
PT Krakatau Jasa Logistik
PT Krakatau Samudera
PT Krakatau Medika
PT Krakatau National Resources
PT Krakatau Perbengkelan dan Perawatan
PT Krakatau Pipe Industries
PT Krakatau Samudera Solusi
PT Krakatau Sarana Infrastruktur
PT Krakatau Sarana Properti
PT Krakatau Steel (Persero) Tbk
PT Krakatau Tirta Industri
PT Krakatau Tirta Operasi dan Pemeliharaan
PT Krakatau Wajatama
PT Krida Upaya Tunggal
PT Laras Astra Kartika
PT Len Industri (Persero)
PT Mandiri Capital Indonesia
PT Mandiri Manajemen Investasi
PT Mandiri Tunas Finance
PT Mandiri Utama Finance
PT Mega Eltra
PT Metra Digital Media
PT Mitra Rakata
PT Mitra Tours & Travel
PT Mitra Transaksi Indonesia
PT Mitra Utama Madani
PT Mulia Sasmita Bhakti
PT Multi Sentana Baja
PT Multi Terminal Indonesia
PT Nindya Beton
PT Nindya Karya (Persero)
PT Nusa Karya Arindo
PT Nusa Pratama Property
PT Nusantara Medika Utama
PT Nusantara Regas
PT Nusantara Sebelas Medika
PT Nusantara Terminal Services
PT Nusantara Turbin Dan Propulsi
PT Paguntaka Cahaya Nusantara
PT PAL Indonesia (Persero)
PT PAL Marine Services
PT PANN Pembiayaan Maritim
PT Patra Drilling Contractor
PT Patra Logistik
PT Patra Nusa Data
PT Patra Trading
PT Pegadaian
PT Pelabuhan Bukit Prima
PT Pelabuhan Indonesia (Persero)
PT Pelabuhan Indonesia I (Persero)
PT Pelabuhan Indonesia II (Persero)
PT Pelabuhan Indonesia IV (Persero)
PT Pelabuhan Indonesia Investama
PT Pelabuhan Tanjung Priok
PT Pelayanan Energi Batam
PT Pelayaran Bahtera Adhiguna
PT Pelayaran Nasional Indonesia (Persero)
PT Pelindo Daya Sejahtera
PT Pelindo Husada Citra
PT Pelindo Jasa Maritim
PT Pelindo Marine Service
PT Pelindo Multi Terminal
PT Pelindo Properti Indonesia
PT Pelindo Solusi Logistik
PT Pelindo Terminal Petikemas
PT Pelita Air Service
PT Pemalang Batang Tol Road
PT Pengembang Pelabuhan Indonesia
PT Pengerukan Indonesia
PT Pengusahaan Daerah Industri Pulau Batam (Persero)
PT Penjaminan Infrastruktur Indonesia (Persero)
PT Penjaminan Jamkrindo Syariah
PT Perikanan Nusantara (Persero)
PT Perkebunan Nusantara I
PT Perkebunan Nusantara II
PT Perkebunan Nusantara III (Persero)
PT Perkebunan Nusantara IV
PT Perkebunan Nusantara VI
PT Perkebunan Nusantara VII
PT Perkebunan Nusantara VIII
PT Perkebunan Nusantara X
PT Perkebunan Nusantara XII
PT Perkebunan Nusantara XIII
PT Perkebunan Nusantara XIV
PT Permata Graha Nusantara
PT Permodalan Nasional Madani (Persero)
PT Perta Arun Gas
PT Pertagas Niaga
PT Pertamina (Persero)
PT Pertamina Bina Medika IHC
PT Pertamina Drilling Services Indonesia
PT Pertamina EP
PT Pertamina Gas
PT Pertamina Hulu Indonesia
PT Pertamina Hulu Kalimantan Timur
PT Pertamina Hulu Mahakam
PT Pertamina Hulu Rokan
PT Pertamina International Shipping
PT Pertamina Lubricants
PT Pertamina Maintenance and Construction
PT Pertamina Marine Solutions
PT Pertamina Patra Niaga
PT Pertamina Pedeve Indonesia
PT Pertamina Power Indonesia
PT Pertamina Retail
PT Pertamina Training & Consulting
PT Pertamina Trans Kontinental
PT Pertani (Persero)
PT Peruri Digital Security
PT Peruri Properti
PT Perusahaan Gas Negara Tbk
PT Perusahaan Listrik Negara (Persero)
PT Perusahaan Pengelola Aset (Persero)
PT Perusahaan Perdagangan Indonesia
PT Pesonna Indonesia Jaya
PT Pesonna Optima Jasa
PT Peteka Karya Tirta
PT Petrosida Gresik
PT PG Rajawali II
PT PGAS Telekomunikasi Nusantara
PT Phapros Tbk
PT PIM Prima Medika
PT Pindad (Persero)
PT Pindad Enjiniring Indonesia
PT Pindad International Logistic
PT Pindad Medika Utama
PT PLN Energi Primer Indonesia
PT PLN Nusantara Power
PT PLN Nusantara Renewables
PT PNM Investment Management
PT PNM Ventura Syariah
PT PNM Venture Capital
PT Pos Indonesia (Persero)
PT Pos Logistik Indonesia
PT Pos Properti Indonesia
PT PP (Persero) Tbk
PT PP Infrastruktur
PT PP Presisi Tbk
PT PP Properti Tbk
PT PP Semarang Demak
PT PP Sinergi Banjaratma
PT PP Tirta Riau
PT PP Urban
PT Pratama Mitra Sejati
PT Prima Armada Raya
PT Prima Husada Cipta Medan
PT Prima Indonesia Logistik
PT Prima Layanan Nasional Enjiniring
PT Prima Medica Nusantara
PT Prima Multi Terminal
PT Produksi Film Negara (Persero)
PT Pupuk Indonesia (Persero)
PT Pupuk Indonesia Niaga
PT Pupuk Iskandar Muda
PT Pupuk Kalimantan Timur
PT Pupuk Kujang Cikampek
PT Pupuk Sriwidjaja

PT Rajawali Citramass
PT Rajawali Nusantara Indonesia (Persero)
PT Rajawali Nusindo
PT Rajawali Tanjungsari Enjiniring
PT Reasuransi Indonesia Utama (Persero)
PT Reasuransi Nasional Indonesia
PT Reasuransi Syariah Indonesia
PT Rekayasa Engineering
PT Reska Multi Usaha
PT Riset Perkebunan Nusantara
PT Rolas Nusantara Medika
PT Rumah Sakit Pelabuhan
PT Rumah Sakit Pelni
PT Sahung Brantas Energi
PT Saka Energi Indonesia
PT Sang Hyang Seri
PT Sarana Aceh Ventura
PT Sarana Bandar Nasional
PT Sarana Jakarta Ventura
PT Sarana Jambi Ventura
PT Sarana Jatim Ventura
PT Sarana Kalbar Ventura
PT Sarana Kalteng Ventura
PT Sarana Kaltim Ventura
PT Sarana Multi Infrastruktur (Persero)
PT Sarana Multigriya Finansial (Persero)
PT Sei Mangkei Nusantara Tiga
PT Semen Baturaja (Persero) Tbk
PT Semen Indonesia (Persero) Tbk
PT Semen Indonesia Beton
PT Semen Indonesia Logistik
PT Semen Padang
PT Senggigi Pratama Internasional
PT Sepatim Batamtama
PT Sigma Cipta Caraka
PT Sigma Cipta Utama
PT Sigma Mitra Sejati
PT Sinergi Colomadu
PT Sinergi Gula Nusantara
PT Sinergi Mitra Investama
PT Sinkona Indonesia Lestari
PT Solusi Bangun Beton
PT Solusi Bangun Indonesia Tbk
PT Sri Pamela Medika Nusantara
PT Sucofindo
PT Sucofindo Advisory Utama
PT Sucofindo Episi
PT Sumberdaya Arindo
PT Surabaya Industrial Estate Rungkut
PT Surveyor Indonesia (Persero)
PT Surya Energi Indotama
PT Swadharma Sarana Informatika
PT Taman Wisata Candi Borobudur, Prambanan, & Ratu Boko
PT Tanjung Emas Daya Sejahtera
PT Taspen (Persero)
PT Taspen Abadi Sentosa
PT Telekomunikasi Selular
PT Telemedia Dinamika Sarana
PT Telkom Akses
PT Telkom Indonesia (Persero) Tbk
PT Telkom Satelit Indonesia
PT Telkomsel Ekosistem Digital
PT Telkomsel Mitra Inovasi
PT Terminal Petikemas Surabaya
PT Terminal Teluk Lamong
PT Timah Karya Persada Properti
PT Timah Tbk
PT Tirta Tangsel Mandiri
PT Tracon Industri
PT Trans Jawa Paspro Jalan Tol
PT Tugu Pratama Interindo
PT Tugu Reasuransi Indonesia
PT Tusam Hutani Lestari
PT United Tractors Semen Gresik
PT Usaha Gedung Mandiri
PT Varia Usaha Bahari
PT Varia Usaha Beton
PT Varia Usaha Dharma Segara
PT Varia Usaha Lintas Segara
PT Wahana Optima Permai
PT Waskita Beton Precast Tbk
PT Waskita Karya (Persero) Tbk
PT Waskita Karya Infrastruktur
PT Waskita Modern Realti
PT Waskita Toll Road
PT Widya Tirta Selaras
PT Wijaya Karya (Persero) Tbk
PT Wijaya Karya Bangunan Gedung Tbk
PT Wijaya Karya Beton Tbk
PT Wijaya Karya Bitumen
PT Wijaya Karya Industri dan Konstruksi
PT Wijaya Karya Komponen Beton
PT Wijaya Karya Pracetak Gedung
PT Wijaya Karya Realty
PT Wijaya Karya Rekayasa Konstruksi
PT Wijaya Karya Serang Panimbang
PT Yodya Karya

Control Over Company Activities

Key Employees

Realization of Transactions

The balances of transactions with related parties as of December 31, 2024, and 2023 are detailed in the following table.

Table of Realization of Transactions with Related Parties

(in IDR millions)

Description	2024	2023
Assets		
Total assets from related parties	67,538,852	73,571,244
Total assets	408,613,432	353,624,124
Percentage to total assets	16.53%	20.80%

Description	2024	2023
Liabilities		
Total liabilities from related parties	4,131,869	3,416,331
Total liabilities	105,647,971	87,222,911
Percentage to total liabilities	3.91%	3.92%
Temporary Syirkah Funds		
Total temporary syirkah funds from related parties	58,737,626	46,154,530
Total temporary syirkah funds	257,923,889	227,662,092
Percentage of total temporary syirkah funds from related parties to total temporary syirkah funds	22.77%	20.27%

The total salaries, allowances, bonuses, and tantiem, as well as long-term benefits for the Board of Commissioners and Board of Directors for the year ended December 31, 2024, and 2023, amounted to IDR174.87 billion and IDR152.25 billion, respectively. This accounts for 1.48% and 1.49% of total operating expenses.

Reference for Disclosure in the Financial Statements

The details of related party transaction values are presented in Note 44 of the Financial Statements, which is attached to this Annual Report. These related party transactions are business activities conducted to generate revenue and are carried out routinely, repeatedly, and/or continuously.

Fairness and Reason for Conducting Transactions

All transactions are conducted fairly in accordance with the arm's length principle and comply with normal commercial terms and applicable laws and regulations. These transactions are based on BSI's business needs and are free from conflicts of interest.

Compliance With Applicable Regulations

Throughout 2024 and 2023, there were no violations of laws and regulations related to transactions with related parties. Additionally, no transactions involving conflicts of interest were conducted. BSI carries out transactions with related parties as defined in PSAK 224 on Related Party Disclosures and Regulation No. VIII.G.7 on the Presentation and Disclosure of Financial Statements for Issuers or Public Companies. All related party transactions have been conducted in accordance with policies and terms agreed upon by both parties. In 2024, there were no related party transactions requiring shareholder approval (GMS).

Statement from the Board of Directors Regarding Related Party Transactions

BSI has established procedures for conducting transactions, especially those involving related parties, in accordance with regulatory requirements. Under these procedures, the Board of Directors plays an active role in reviewing, executing, and evaluating transactions. Based on these considerations, the Board of Directors believes that all transactions with related parties have been conducted through adequate procedures, in alignment with common business practices, and in compliance with applicable laws and regulations (arm's length principle).

Role of the Board of Commissioners and Audit Committee in Related Party Transactions

One of the key responsibilities of the Audit Committee is to monitor the follow-up actions on audit findings to assess the adequacy of the internal control system, including the financial reporting process. Additionally, the Audit Committee reviews financial information that the Bank intends to release to the public or other stakeholders. It also evaluates compliance with laws and regulations. As a result, transactions involving related parties are included in the Audit Committee's review and monitoring. As a body under the Board of Commissioners, the Audit Committee submits its performance reports to the Board of Commissioners, which supervises the Bank's business activities. Therefore, the role of the Audit Committee and the Board of Commissioners is crucial in ensuring that all transactions conducted by the Bank comply with applicable regulations and follow standard business practices (arm's length principle).

Policy on Loan Provision for the Board of Commissioners/Directors

Related Parties, Unrelated Parties, State-Owned Enterprises, Regional-Owned Enterprises, Regional Governments, and the Foreign Currency Financing Policy are outlined in the 2024 Financing Policy of Bank Syariah Indonesia. The provision of financing to Members of the Board of Directors and Members of the Board of Commissioners follows the same principles as financing for prospective customers of BSI in general. Such financing is provided at market rates and on an arm's length basis while maintaining the principle of prudence.

Changes in Laws and Regulations and Their Impacts

Information on regulatory changes in 2024 and their impact on BSI is detailed as follows.

Table of Changes in Laws and Regulations

No.	Laws and Regulations	Key Provisions	Adjustments Made by BSI	Impact on Financial Statements
1.	OJK Regulation No. 21 of 2023 on Digital Services by Commercial Banks.	Regulation on the implementation of digital services.	Adjustment of internal regulations	No significant quantitative impact on Financial Statements
2.	OJK Circular Letter No. 25/SEOJK.03/2023 on Risk Management Implementation for Sharia Commercial Banks and Sharia Business Units.	Regulation on Risk Management implementation related to compliance with Sharia Principles to support active supervision by the Sharia Supervisory Board (DPS).	Adjustment of internal regulations	No significant quantitative impact on Financial Statements.
3.	OJK Regulation No. 30 of 2023 on Communicating Key Audit Matters in Public Accountant Reports on Audited Financial Statements in the Capital Market.	Regulation on the communication of Key Audit Matters in Public Accountant Reports.	Submitting the Public Accountant's report on the audited financial statements by disclosing Key Audit Matters to the Financial Services Authority (OJK) in accordance with this OJK regulation, for the first time in the audit of the 2023 annual financial statements.	No significant quantitative impact on Financial Statements.
4.	OJK Regulation No. 2 of 2024 on the Implementation of Sharia Governance for Sharia Commercial Banks and Sharia Business Units.	Regulation on the implementation of Sharia Governance, DPS, Sharia Audit, Sharia Compliance, Sharia Risk Management, and External Review of Sharia Governance.	Adjustment of internal regulations, organizational structure, and articles of association.	No significant quantitative impact on Financial Statements.
5.	OJK Regulation No. 22 of 2023 on Consumer and Public Protection in the Financial Services Sector (POJK PKM SJK).	Regulations on: 1. Consumer Protection Principles 2. Basic Consumer Protection Behavior 3. Financial Literacy and Inclusion 4. Data and/or Information Confidentiality 5. Cybersecurity in consumer protection 6. Product life cycle 7. Product information presentation and disclosure mechanisms 8. Product offering mechanisms 9. Standard clause mechanisms 10. Loan collection mechanisms 11. Collateral repossession or withdrawal mechanisms 12. Customer complaints and dispute resolution 13. Self-assessment of Consumer Protection compliance 14. Consumer protection function/unit 15. Obligation for regular employee capacity development on Consumer and Public Protection in the financial services sector	Adjustment of internal regulations.	No significant quantitative impact on Financial Statements.

No.	Laws and Regulations	Key Provisions	Adjustments Made by BSI	Impact on Financial Statements
6.	Bank Indonesia Regulation No. 2 of 2024 on Information System Security and Cyber Resilience for Payment System Operators, Money Market and Foreign Exchange Market Participants, and Other Entities Regulated and Supervised by Bank Indonesia.	Regulation on the implementation of Information System Security and Cyber Resilience (KKS) for every BSI product supervised by Bank Indonesia.	Adjustment of internal regulations	No significant quantitative impact on Financial Statements.
7.	OJK Regulation No. 12 of 2024 on the Implementation of Anti-Fraud Strategies for Financial Service Institutions.	1. Regulation on Anti-Fraud Strategies for financial service institutions. 2. Revision of the definition of fraud. 3. Classification of fraud types. 4. Requirement for financial service institutions to ensure controlled organizations (foundations, cooperatives, etc.) implement anti-fraud strategies. 5. Anti-Fraud Strategy (SAF) unit is now accountable to a board member instead of the CEO. 6. Additional experience requirements for SAF leadership in the anti-fraud field. 7. Updated Anti-Fraud Guidelines.	Adjustment of internal regulations	No significant quantitative impact on Financial Statements.
8.	Indonesia Deposit Insurance Corporation (LPS) Regulation No. 2 of 2024 on Resolution Planning for Commercial Banks.	Regulation on the obligation to prepare and submit a Resolution Plan, including amendments and updates, to LPS.	Adjustment of internal regulations	No significant quantitative impact on Financial Statements.
9.	OJK Regulation No. 15 of 2024 on the Integrity of Bank Financial Reporting.	Regulation on the obligation to implement internal control measures to ensure the integrity of the financial reporting process.	- Internal policy adjustments. - Submission of internal control reports to OJK as part of financial publication reports and annual financial performance disclosures, in accordance with OJK regulations on transparency and bank report publication.	No significant quantitative impact on Financial Statements.
10.	OJK Circular Letter No. 13/SEOJK.08/2024 on the Preparation and Submission of Financial Literacy and Inclusion Plan and Realization Reports.	Regulation requiring the preparation and reporting of financial literacy and inclusion plans, realization reports, report adjustments, and report changes to OJK through an electronic reporting system provided by OJK.	Adjustment of internal regulations.	No significant quantitative impact on Financial Statements
11.	OJK Circular Letter No. 15 of 2024 on the Implementation of Sharia Governance for Sharia Commercial Banks and Sharia Business Units.	Regulations on Sharia Governance of the Sharia Supervisory Board, Implementation of External Review on Sharia Governance.	Internal policy adjustments and organizational structure adjustments.	No significant quantitative impact on Financial Statements.

Changes In Accounting Policies

Reason for Accounting Policy Changes

Changes in accounting policies are made to comply with applicable Financial Accounting Standards (PSAK) that are relevant to BSI's operations.

Information on Accounting Policy Changes

The following are new financial accounting standards, amendments, and interpretations that became effective as of January 1, 2024:

Table of Changes to Financial Accounting Standards

No	Changes to Financial Accounting Standards	Impact of Changes in Accounting Policies on Financial Standard
1.	Amendment to PSAK 116: "Leases" on lease liabilities in sale and leaseback transactions;	The standard implementation did not result in any substantial changes to the Bank's accounting policies and had no material impact on the Bank's financial statements during the year or previous year.
2.	Amendment to PSAK 201: "Presentation of Financial Statements" on the classification of current or non-current liabilities;	The standard implementation did not result in any substantial changes to the Bank's accounting policies and had no material impact on the Bank's financial statements during the year or previous year
3.	Amendment to PSAK 201: "Presentation of Financial Statements" on long-term liabilities with covenants.	The standard implementation did not result in any substantial changes to the Bank's accounting policies and had no material impact on the Bank's financial statements during the year or previous year
4.	Revision to PSAK 401: "Presentation of Sharia Financial Statements" on the removal of the presentation of managed asset changes as one of the financial statement components.	The standard implementation did not result in any substantial changes to the Bank's accounting policies and had no material impact on the Bank's financial statements during the year or previous year

Bank's Soundness Level

The Bank's Soundness Level is assessed based on OJK Regulation No. 08/POJK.03/2014, dated June 11, 2014, concerning the Assessment of the Soundness Level of Islamic Commercial Banks and Islamic Business Units using a Risk-Based Bank Rating (RBBR) approach. The Bank's Soundness Level assessment for Islamic Commercial Banks covers four factors, namely Risk Profile, Good Corporate Governance (GCG), Earnings (Profitability), and Capital.

Table of Bank's Soundness Level

Assessment Factor	Assessment Per December 31, 2024	Assessment Per December 31, 2024
	Rating	Rating
Risk Profile	2	2
Good Corporate Governance (GCG)	2	2
Profitability	1	1
Capital	1	1
Overall Risk-Based Bank Soundness Rating	2	**2**

BSI's soundness Level Rating using the risk-based assessment method (RBBR) was at Composite Rating 2 (CR 2) which reflects the Bank in General Sound condition so that it is considered capable of facing significant negative influence from changes in business condition and other external factors.

Business Continuity Information

Factors That May Significantly Impact Business Continuity

Based on an evaluation conducted by management regarding BSI's ability to maintain business continuity in the future, it was found that BSI does not face any significant factors that could materially impact its sustainability. This evaluation includes an in-depth analysis of various operational, financial, and market aspects, demonstrating that the bank has strong fundamentals and an adaptive strategy to navigate changes in economic and industry conditions.

Management Assessment of Factors That May Significantly Impact Business Continuity

Management routinely conducts evaluations and assessments regarding factors that significantly impact business continuity. This evaluation includes a SWOT analysis consisting of Strengths and Weaknesses, which assess internal factors, as well as Opportunities and Threats, which identify external factors as the foundation for the bank's business continuity assumptions. Additionally, BSI evaluates the bank's financial health using a risk-based approach to assess its ability to withstand significant negative impacts from changing business conditions.

Based on the results of the SWOT analysis and the Bank soundness level assessment, it can be concluded that BSI does not face any significant risks to its business continuity. With strong internal capabilities, open external opportunities, and the ability to manage threats and risks, BSI is expected to continue growing and effectively handling business challenges. BSI has demonstrated maturity in business management and is well-prepared to navigate dynamic economic conditions and evolving market trends.

Assumptions Used By Management in Conducting the Assessment

In assessing BSI's ability to maintain business continuity in the future, several assumptions and considerations are used. In addition to the assumptions in the SWOT analysis, the assumptions in BSI's Bank soundness level assessment also serve as a basis for evaluation. The Bank soundness level is assessed based on four key assumptions: risk profile, good corporate governance, profitability, and capitalization.

Disclosure of Governance, Management, and Control Framework for Tax Aspects

As a corporate taxpayer operating in the highly regulated banking industry, BSI is committed to managing and controlling tax aspects in compliance with applicable tax regulations to maintain stakeholder trust. Tax management and control at BSI include fulfilling corporate tax obligations as well as obligations related to withholding and collecting taxes. BSI's tax management is overseen by the Corporate Finance & Accounting Group under the authority of the Finance & Strategy Director.

To ensure the quality of tax management and control, BSI has an adequate governance framework, including tax policy guidelines and procedures covering the identification of taxable transactions, tax payment and reporting administration, and tax risk management. This governance framework follows a comprehensive and structured process, including:

1. Establishing Standard Operating Procedures for taxation, which are regularly reviewed to align with applicable tax regulations, serving as a guideline for all work units in fulfilling corporate tax obligations. Additionally, BSI conducts regular tax training and socialization for employees in other work units.
2. Centralizing the administration of tax payments and reporting for all BSI branches in Indonesia at the Head Office, in collaboration with an authorized tax application service provider recognized by the Tax Authority. This minimizes the risk of administrative penalties for late tax payments and/or reporting.

Table: Contribution to the State

(in IDR millions)

Type of Tax	2024	2023
Income Tax Article 4 (20	1,102,518	774,238
Income Tax Article 21	739,230	515,311
Income Tax Article 22	34,990	9,517
Income Tax Article 23	56,796	39,346
Income Tax Article 25	1,990,404	1,622,277
Income Tax Article 26	27,672	14,724
Income Tax Article 29	445,253	55,843
VAT Withholder (WAPU)	575,077	277,193
Domestic VAT	475,928	30,068
Overseas VAT	17,398	10,808
Stamp Duty	3,687	1,331
Total	5,468,953	3,350,656

Maximum Funding Limit (BMPD)

The provision of funds to related parties is regulated under OJK Regulation No. 26/POJK.03/2021 concerning the Maximum Funding Limit (BMPD) and Large-Scale Funding Provision Sharia Commercial Banks (BUS). According to this regulation, large-scale funding refers to the allocation of funds to individuals or groups that are not classified as related parties, where the amount reaches 10% or more of the bank's core capital. Overall, large-scale funding to related parties is capped at a maximum of 10% of the bank's core capital, while the funding provided to non-related parties is capped at a maximum of 25% of the bank's Tier 1 capital. The BMPD regulation for BUS has been in effect since January 1, 2022.

BSI has implemented the Financing Policy for Bank Syariah Indonesia for the year 2024, which governs various policies related to the provision of financing. This includes financing for related parties, non-related parties, State-Owned Enterprises (BUMN), Regional-Owned Enterprises (BUMD), Regional Governments, as well as policies on financing in foreign currencies. In executing this policy, BSI consistently adheres to the applicable banking regulations, ensuring that each financing transaction is carried out in accordance with the standards set by the relevant authorities.

In providing financing, BSI follows procedures similar to standard financing practices by considering a fair return for the bank. To manage risk, funding provided to a single borrower or group of borrowers that reaches 10 percent or more of the bank's core capital must be handled with great care. Extra caution is needed to prevent excessive concentration of risk. This financing process is closely monitored by the Financing Committee, which is composed of competent members, including the President Director, who plays a key role in making decisions regarding large scale financing. In the event that the President Director is unavailable, the Vice President Director may substitute in the decision making process.

In 2024, there were no violations of the Maximum Funding Limit (BMPD) provisions, neither breaches of BMPD nor exceeding BMPD.

Table of Provision of Funds to Related Parties and Major Debtors

No	Fund Provider	2024		2023	
		Number of Account (NoA)	Nominal (in IDR millions)	Number of Account (NoA)	Nominal (in IDR millions)
1	To Related Parties	1,112	1,430,221	781	1,216,755
2	To 25 Core Debtors				
	a. Individuals	25	35,204,051	25	33,353,263
	b. Groups	25	49,455,058	25	46,735,610
	Total Core Debtors	50	84,659,109	50	80,088,873

Spot and Forward Transactions

Information regarding BSI's spot and forward transactions is detailed as follows.

Table of Spot and Forward Transactions

No.	Transaction	2024					2023				
		Nominal	Purpose		Receivables and Liabilities		Nominal	Purpose		Receivables and Liabilities	
			Non-Hedging	Hedging	Receivables	Liabilities		Non-Hedging	Hedging	Receivables	Liabilities
A.	**Related to Exchange Rate**	954,260	96,570	857,690	-	-	**114,862**	-	**114,862**	-	-
1	Spot	96,570	96,570	-	-	-	-	-	-	-	-
2	Forward	857,690	-	857,690	-	-	114,862		114,862	-	-
3	Others	-	-	-	-	-	-	-	-	-	-
B.	**Others**	-	-	-	-	-	-		-	-	-
Total		954,260	96,570	857,690	-	-	**114,862**		**114,862**	-	-



HUMAN CAPITAL

05 »



Human Capital
Management Strategy



The Bank has established a "Human Capital Roadmap" to support BSI's innovative and proactive organizational transformation and human resources (HR) in responding to challenges and changes in the future. The Bank laid the focus of its human capital strategy in 2024 on how to increase employee productivity, improve business processes, align performance with rewards, accelerate employee capability development, and strengthen the integration of the Company's risk awareness culture. The overall objective was to strengthen fundamental human capital policies.

Several programs that have been implemented in 2024 to support the implementation of the Human Capital strategy focus include the implementation of the Staff Development Program (SDP), Officer Development Program (ODP), Talent on Assignment at institutions outside the bank, the Masters Scholarship Program for BSI talent employees in 2024 at the world's top 50 ranking universities, and updating the Human Capital Information System (HCIS).

As an appreciation and commitment to employee welfare, management conducted an annual increment, continued to provide token bonuses in the middle of the year, provided umrah appreciation and launched a retention program for talented employees in the form of bank shares.

As an appreciation and commitment to employee welfare, management conducted an annual increment, continued to provide token bonuses in the middle of the year, provided umrah appreciation for the best employees, provided an ESOP program for talented employees, provided vehicle facility expansion for Bank representative officials for all units, and facilitated various well-being programs.

Organizational development in the HR sector is carried out in line with the "Corporate Plan PT Bank Syariah Indonesia Tbk 2022-2032" and BSI's aspiration to become a "Top 10 Global Islamic Bank." As it worked to meet this aspiration, BSI continuously reviewed the organization to support its key metrics, including increasing the customer base, profitability, and volume of the Bank's assets in 2024 through adjusting the organizational structure with a laid focus on:

a. Strengthening BSI with a lean organizational structure and effective business processes that allow for faster and more optimized delivery of the Bank's services to customers.
b. Strengthening IT functions to support the stabilization, reliability and security of Bank IT.
c. Developing business, infrastructure and digital operations BSI.
d. Strengthening BSI's performance culture by increasing the Product Holding Ratio (PHR) with a customer-centric organization approach.
e. Strengthening Good Corporate Governance by establishing a unit that manages ESG and Personal Data Protection functions.

Human Capital Management Policy and Implementation

Recruitment

Employee satisfaction according to the Bank's needs and strategies is essential in supporting the implementation of services, operations, and business of the Bank. Employees satisfaction according to manpower planning is by considering the Bank's strategy, budget, organization, employee sources, and employee fulfillment timing.

The Bank's employee needs were met from both internal and external sources through several stages, including identifying needs, determining qualifications, searching for candidates, conducting the selection process, and placement.

In fulfilling employee needs, priority was given to internal sources through rotation, mutation, and promotion schemes. Meanwhile, for fulfilling employee needs from external sources, the Bank used the following selection paths:

1. Regular
   The employee fulfillment path intended for candidates, who were fresh graduates to fill Staff level positions at the Head Office, Regional Office and Work Units under the coordination of the Regional Office.
2. Professional Hire
   The employee fulfillment path aimed for candidates, who had sufficient experience in their field of work in accordance with the qualifications that had been set to occupy positions at the Officer, Manager, Middle Manager, Senior Manager level
3. Officer Development Program (ODP)
   This recruitment path was intended for top fresh graduate talents to be placed in Officer-level positions and developed into future leaders of the Bank.

   In 2024, the ODP selection was conducted through a new program called BSI ROCK (BSI Recruitment on Campus for Knowledge), a one-stop recruitment program aimed at building employer branding, sharing knowledge, and connecting business. One of the activities held as part of the BSI ROCK program was a knowledge-sharing session covering the BSI profile, sharia banking literacy, career opportunities at BSI, essential industry skills, and other insights, featuring speakers from the BSI Board of Directors.

In 2024, BSI conducted external recruitment as follows:

Program	Jalur Rekrutmen	Jumlah Pegawai
Non-Development Program	Reguler	175
	Professional Hire (Pro Hire)	
Development Program	Officer Development Program (ODP) General, Wholesale, IT, Digital	315

Competency Development

Based on the Human Capital Standard Operating Procedure (SOP) Chapter V Training and Development, the method of developing employee competencies and learning refers to the experience, engagement, and education approaches. The composition of the development is adjusted to the level and needs of the current position (current) and the projected position (future).

a. Experience
   Employee competency development and learning is carried out through real work experience or other assignments which can take the form of, among others: placement and assignment (rotation/mutation), temporary assignment (detasering), assignment to the Bank's strategic projects, attachment (internship) to the parent company or other companies within the group, on the job training, and role play.

b. Engagement
   Employee competency development and learning is carried out through individual interaction between employees and other parties appointed by the Bank, which can take the form of but is not limited to coaching, counseling or mentoring.

c. Education
A systematic employee competency development and learning program that can be carried out independently or in class according to the types of learning services.

The Bank provided opportunities for all employees to participate in competency development programs organized by the Bank, in accordance with the needs of their respective positions. The implementation of competency development in 2024 is as follows:

Table of Competency Development 2024

No	Competency Name	Number of Participants	Objectives
1	Business Capabilities	8.397	Able to understand the development of organizational capabilities including business process management.
2	Financing Analysis	583	Able to perform financing analysis consisting of qualitative analysis and quantitative analysis.
3	Asset & Liability Management	342	Able to understand treasury and portfolio management on the bank's balance sheet by considering Islamic banking risks.
4	Investment & Portfolio Management	126	Able to understand financial products and instruments in the capital market.
5	Customer Relationship Management	7.740	Able to understand customer needs by providing appropriate solutions and establishing good relationships to achieve the Bank's targets.
6	Stakeholder Management	258	Able to manage relationships with internal and external stakeholders of the company.
7	Product Knowledge	9.398	Able to understand knowledge, skills and expertise regarding products and services.
8	Fiqh Muamalah Maaliyah	11.938	Able to understand transactions in Islamic law, contracts in banking products, and product development.
9	Product Development and Pricing	473	Able to understand product development and management strategies for customers.
10	Human Capital Management	256.382	Able to understand human resource management.
11	Information & Communication Technology	4.117	*Able to understand IT customer needs, including managing strategy, planning, development, architecture, infrastructure, portfolio, operations, security and performance of IT and financial technology functions.*
12	Digital Banking	19.562	*Able to understand skills and expertise related to digital awareness, Agile/ entrepreneurial thinking, risk & governance.*
13	Data Analytic	325	Able to perform data analysis for market and customer interests.
14	Legal & Compliance	8.320	Able to understand the legal provisions, regulations and legislation of general and sharia banking.
15	Operations	9.610	Able to understand all sharia banking operations.
16	Risk Management	2.898	Able to identify, measure, monitor and control risks.
17	Audit	4.360	Able to understand the internal control system.
18	Accounting and Finance	1.001	Able to understand the activities of managing financial data for internal and external needs, managing accounting audit services, managing tax services and conducting financial analysis and control.
19	Procurement & Logistics Management	27	Able to understand logistics and procurement management activities that support banking business activities, also including inventory management, vendor management, data collection and maintenance of the company's physical assets.
20	Project Management	22	Able to carry out project activities including planning, organizing, resource management, implementation, control, and evaluation.
21	Strategic Banking Management	1.288	Able to formulate the company's strategic direction.

Competence Development Costs

Until the end of the 2023 financial year, BSI had spent Rp90.6 billion on employee competency development. For the upcoming year 2024, the Bank has allocated an estimated budget of Rp135 billion.

Carrer Development

One form of employee career development is through promotion. The Bank classifies the promotion process as follows:

1. Job promotion
   Job promotion is the process by which an employee is promoted from a lover to a higher position group. Career path advancement begins when employees meet job qualifications in accordance with the requirements of the position in the intended position group.
2. Grade Promotion
   Grade promotion is the process by which a grade is adjusted to a higher grade. The Bank may consider giving grade promotions to employees who meet the established parameters according to the Bank's capabilities.

Performance Assessment

BSI implements a transparent employee performance appraisal system, with the following objectives:

1. Support the achievement of organizational goals through employee performance achievements.
2. Develop a positive and productivity-oriented corporate culture.
3. Increase employee engagement.

The performance management process is run continuously by ensuring harmony, which is how to translate corporate goals into targets and goals for work units and individuals. This should maintain a strategic alignment of corporate with individual, and there is a link between individual performance and Bank performance.

The annual performance management cycle is divided into 3 (three) stages.

1. Performance planning to establish individual employee KPIs (key performance indicators).
2. Performance Monitoring to review performance goals and targets and determine steps that can be taken to ensure those goals and targets are achieved.
3. Performance Evaluation, which is the evaluation of established goals and performance targets to generate employee performance scores at the end of the period.

In the process of managing employee performance, the Bank places priority on the creation of 2 (two) way employee-manager communication to create a harmonious relationship where managers can give suggestions/feedback (development dialogue) for improvements to improve employee performance. The entire performance management process is run virtually through the Employee Information System (SIP), which employees can easily access and facilitate the storage of all information about employee performance. Feedback on the year-end performance assessment will be used as an employee development plan for the following year.

Remuneration

Bank Syariah Indonesia complies with applicable government regulations regarding employee remuneration. The amount of remuneration provided has been adjusted to applicable regulations, including the Minimum Wage standard applicable in the area where the company operates. Management of the remuneration system (reward) is one of the Bank's strategies in providing remuneration to employees which can be competitive financial or non-financial. Bank Syariah Indonesia's reward system policy in 2024 has been aligned with BSI's employee remuneration position against the market to ensure BSI remains competitive.

Rewards are given by the Bank by prioritizing the principles of competitiveness and fairness based on performance and risk by considering the implementation of best practices in the banking industry. In order to maintain market competitiveness, the Bank regularly participates in the Annual Salary Survey in the banking industry in Indonesia which is carried out by a competent independent survey institution.

Giving rewards has the particular purpose of maintaining a competitive position in the market, retaining and motivating employees, especially the Bank's talents, while attracting the best talent in the industry that the Bank is in need of in order to achieve business goals and maintain business sustainability.

The bank provides financial and non-financial rewards. Financial rewards were given in the form of assistance during joyful and sorrowful occasions, as well as aid for employees affected by natural disasters. Meanwhile, non-financial rewards included Umrah appreciation for 26 top-performing employees in the third quarter (Q3) of 2024. The provision of this Umrah appreciation serves as BSI's Unique Value Proposition (UVP) in the market as one of the largest sharia banks in Indonesia, by fostering Islamic spiritual values among the recipients. Other non-financial appreciation was also given in the form of recognition to work units and individuals based on the best innovations or other special achievements that had a significant impact on BSI's performance and reputation. This appreciation was presented at the "BSI Excellence Award" as the Bank's highest form of recognition.

Retirement Program

The Bank has developed a policy for training or provision programs for employees who are approaching retirement age, so trainings can be held in a structured manner with clear and more planned criteria for participants and time. The spouses of retiring employees are welcome to join.

System and Infrastructure
Human Capital

The Human Capital system and infrastructure in a bank is a framework designed to manage human resources strategically, in order to support the achievement of the bank's business goals. The following is an explanation of the main elements of the system and infrastructure:

a. Organisation
   1. Organizational Structure, displays the organizational chart and job descriptions.
   2. Company Regulations, presents the applicable provisions for human capital management.

b. Employee
   1. Employee Information, detailed information about the employee's personal details.
   2. Employee Letter, information on employee assignments and assignments.
   3. Employee Request, list of employee transaction submissions.
   4. Employee Work Status, information about employee surveys and/or employment status during the pandemic.
   5. Curriculum Vitae, summary of employee information regarding personal data, training, careers, and employee achievements & sanctions.
   6. Announcement, providing information to all employees.

c. Career
   1. Award/Award, list of employee award data.
   2. Career Request, list of employee career data submitted through branch admin.
   3. Discipline/Violation, list of employee violation data.
   4. Career Transition/Career Change, list of employee career data submitted by central admin

d. Time/ Attendance Time
   1. Presence/Attendance, list of personal employee attendance.
   2. Attendance Data List, attendance data of all employees (according to authority).
   3. Employee Logbook, employee work record data.
   4. Attendance Correction Request, correction of attendance data.
   5. Leave, employee leave application data.
   6. Overtime, employee overtime application data.
   7. On Duty/Official Travel, official travel application data.

e. Reimbursement
   1. Reimbursement/Claim List, list of reimbursement submission data.
   2. Reimbursement/Claim Submission, reimbursement submission claim data.
   3. Reimbursement/Claim Cancellation, reimbursement submission cancellation.

f. Loans, FPP applications / employee financing

g. Payroll
   1. Salary History/Payslip
   2. Data of salary/wage list

h. Performance/Evaluation
   1. Key Performance Indicators (KPI): Employee performance is measured based on KPIs related to the bank's strategy.
   2. Competency-Based Assessment: Focus on achieving targets and work behavior in accordance with organizational values.

i. Training, Employee Training data.

j. Recruitment, recruitment of internal and external employees.

Internalization of Culture

Instilling Moral Values: Driving Innovation and Collaboration for Sustainable Growth in 2024

2024 is a strategic momentum for BSI to integrate the core values of AKHLAK (Trusted, Competent, Harmonious, Loyal, Adaptive, Collaborative) into every aspect of operations and work culture. Management is consistently involved in BSI One Culture internalization activities such as Nobar (watch together) Video AKHLAK, Taujih Pekanan Ber-AKHLAK, CEO Greeting, BYOND by BSI Activation program, and other cultural internalization activities. By prioritizing innovation as a catalyst for change and collaboration as a driver of harmony, BSI has launched a number of programs aimed at creating sustainable impacts for the internal organization and all stakeholders.

In line with the spirit of Competent and Adaptive, BSI strengthens the culture of innovation through the Innovation Culture Journey 2024. This program aims to encourage the creativity of BSI people while creating an ecosystem that supports new ideas to become real solutions. The main initiatives in this program include:

1. Innovation Challenge: This innovation competition consists of three main categories, namely:
    - Best Idea - Breakthrough, for innovative ideas with the potential for major changes.
    - One Unit One Implementation Innovation, challenges each work unit to implement at least one innovation in the work unit.
    - Best Implementation - Breakthrough, an award for innovations that have been successfully implemented and have a significant impact.
2. Innovation Series Webinar and Innovation Clinic: Held in a hybrid manner (online and offline), this activity is a forum for sharing knowledge and practical assistance to accelerate the adoption of innovation across all lines of the organization.
3. Standardization of Innovation Process: As a strategic step, BSI is committed to making the innovation process part of the company's policies and regulations, ensuring the sustainability and alignment of innovation within a structured framework.

In the spirit of Harmony and Collaboration, BSI launched the Collaboration Survey as a concrete step to measure and strengthen synergy between work units. This survey allows each work unit to provide assessments, feedback, or appreciation for other work units that have collaborated. This program not only encourages transparency and continuous improvement, but also creates a work culture that supports and appreciates each other.

With the foundation of AKHLAK values, BSI is committed to continue to drive innovation and strengthen collaboration in the years to come. A work culture that is Trustworthy, Competent, and Adaptive, as well as Harmonious and Loyal collaboration, the organization will continue to grow into a relevant, competitive entity that brings broad benefits to society. BSI One Culture in driving performance makes BSI people have high performance high engagement.

Disclosure of Information to Employees

The Secretary of the Policy & Procedure Committee (Policy & Procedure Work Unit) conducts socialization of Bank regulations together with the Owner Work Unit, there are several socialization media used, namely:

1. Preparation of socialization of provisions through Infographics and Executive Summary.
2. Sharing Knowledge
   Secretary of the Policy & Procedure Committee ((Policy & Procedure Work Unit) together with the Work Unit Owner as resource persons in Sharing provisions to all BSI employees in coordination with BSU.
3. Refreshment and Quiz
   Employees access reading materials through the New Policy System and work on Refreshment using the Learning Management System (SMILE). Refreshment and Quiz are carried out at least 2 times a year in collaboration with BSU.
4. Update NPS (New Policy System)
   NPS is a web-based application that contains all the internal provisions of Bank Syariah Indonesia, making it easier for Users to access the provisions and also provide Users with an understanding of the implementation of Bank provisions.

The following is a description of the Socialization, Knowledge Sharing, Refreshment, and Quiz Data for the period January to December 30, 2024:

Implementation of Socialization Period January to December 2024				
Scope of Settings	Socialization (Exsum & Infographic)	Sharing Knowledge	Refreshment	Quiz
BUS	91	4	2	2
FTD	70	5	2	2
RFD	90	4	2	2
WFD	93	4	3	3
ERI	-	5	-	-
Total	**344**	**22**	**9**	**9**

Human Capital
Management Structure

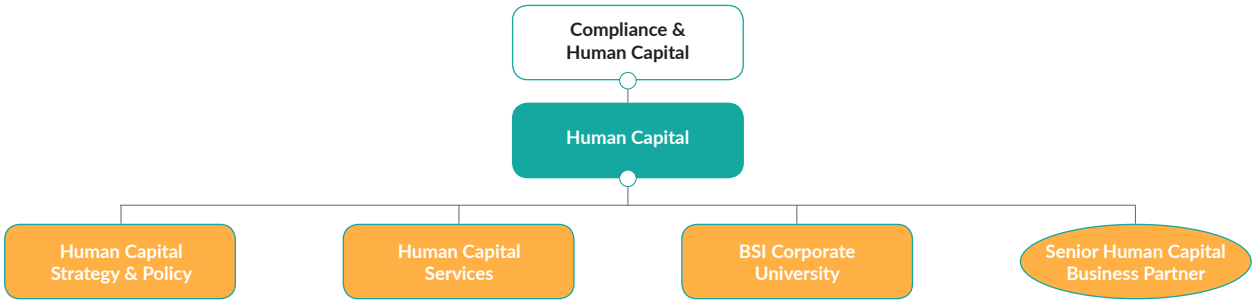

BSI uses a human capital framework approach that is in line with the employee journey or employee life cycle in managing human capital. The Human Capital management organization at BSI consists of the Human Capital Strategy & Policy Group which formulates policies and strategies related to human capital, the Human Capital Services Group which handles operational employee services, BSI Corporate University which organizes employee competency development programs, and HC Business Partners who partner with work units as strategic partners to support the achievement of business targets

Human Capital
Work Plan 2025

The human capital work plan for 2025 is as follows:

a. policies and systems for the career path of employees at the Head Office and branch networks.
b. Redesigning the organization, strategic workforce planning, and fulfillment of critical positions.
c. Increasing employee productivity through KPI sharpening, benefit improvement, incentive schemes for Top Performing Sales, and capability enhancement programs (upskilling, reskilling, and competency assessment).
d. Optimizing employee development through the implementation of Development Dialogues, Individual Development Planning (IDP), Self-Assessments, and monitoring of the Competency Performance Index (CPI).
e. Preparing the availability of successors through the development of talent policies and increasing the bench strength ratio, particularly for managerial positions.
f. Executing various projects and refining the HCMS to support the achievement of bank-wide targets.



INFORMATION TECHNOLOGY

06 »



Master Plan
and Information Technology Strategy

In order to achieve the vision of becoming a "Top 10 Global Islamic Bank in 2025" and "Top 5 Global Islamic Bank in 2030" and the mission to increase the number of customers, assets, and Return on Equity (ROE), BSI has prepared an Information Technology (IT) strategy for 2024 - 2026. This strategy focuses on being the best provider of Islamic financial platforms for financial, social and spiritual solutions. As a reference in determining and executing the strategy, BSI has prepared an IT House of Strategy with 3 (three) main pillars, namely People, Process & Technology. The Bank has carried out several initiatives in the following 3 (three) aspects:

a. People: Increasing the capacity and capability of human resources by recruiting employees and training & development.
b. Process: Continuous improvement of IT processes by improving management governance in the project phase (SDLC) to operations.
c. Technology: Implementation of IT strategic initiatives in 4 (four) IT architecture domains (Applications, Infrastructure, Security, and Data)

In line with the focus of the 2024 - 2026 strategy, BSI has prepared the following IT strategy for 2024:

a. Digital Solution for Retail and Wholesale
b. Business & Operation Transformation
c. IT RASS (Reliability, Availability, Serviceability, Security)

Information
and Technology Innovation

PT Bank Syariah Indonesia Tbk continues to plan and develop IT in terms of technology and infrastructure to support the BSI 2024 strategy, including core banking, as well as strengthening business and digital banking. The following are some innovations in information technology development in 2024:

1. Launch of the BYOND by BSI superapps application, development of BYOND by BSI as a one-stop digital platform financial superapp to become a spiritual, social, and financial friend.
2. Bewize application with one of the main features of the Cash Management System, as a banking service for corporate or institutional customers for integrated customer financial management.
3. Addition and replacement of ATMs and CRM, to meet customer needs in making transactions at Strategic, Visible & Secure locations.
4. Further development focused on Government & Regulatory projects, in supporting government and regulator projects, such as the development of BI Fast and QRIS.
5. Further development related to strengthening the system security perimeter.
6. Data Center development carried out to increase service availability and system resilience.
7. Advanced development of Big Data & Analytics, development and expansion of Big Data & Data Analytics technology capabilities by utilizing data for analytics & decision making as master data, as well as supporting services according to customer needs and conducting data-based business development

.

Information and Technology
Infrastructure

Bank Syariah Indonesia (BSI) continues to improve its information technology infrastructure to accommodate business growth, number of customers, and transactions. BSI is developing infrastructure in the form of implementing a Data Center to fulfill high availability with the Intercity Data Center, increasing server infrastructure capacity, storage, and updating technology platforms, as well as implementing Cloud to support application operations such as BYOND by BSI superapps. In addition, BSI is strengthening technology security and resilience to cyber threats by implementing Extended Security Intelligence & Automation Management (XSIAM) and Multifactor Authentication (MFA).

Information and Technology
Governance

The IT development process uses agile and/or waterfall methods regulated in the Software Development Life Cycle (SDLC). In its implementation, there is a division of phases whose development starts from Planning, Design, Development, Testing, Release and Deployment to the production environment, to the Post Implementation Review (PIR).

2024 Cybersecurity Capability Improvement Strategy

BSI's cybersecurity capability improvement strategy and steps cover 3 (three) aspects, namely "People, Process & Technology".

PEOPLE

As a step to improve human resource capabilities, several actions have been taken, including:

a. Providing training and certification for 33 CSO employees.
b. Fulfilling the positions of "vacant" employees at levels N2, N3 and N4 with a total of 12 employees.
c. Fulfilling IT Security Awareness activities for internal and external.

PROCESS

The process aspect is also a concern that is improved in terms of cybersecurity capabilities by carrying out actions including:

a. Implementation of ISO 27001:2022 certification.
b. Optimization of proactive activities such as threat hunting (darkweb) and takedown services against fake accounts or websites that use the name of BSI.
c. Implementation of Phishing simulations for internal employees to increase cybersecurity awareness.

TECHNOLOGY

Bank BSI has succeeded in increasing its cyber security capabilities in the technology aspect as proven by BSI proven in the period from January to December 2024 BSI Scorecard Rating is stable at the predicate "A", there were no major security incidents and there was an increase in the cyber security maturity score (OJK parameter) for the data period as of the end of December 2024.

Capabilities improvement and ongoing improvements will continue to be carried out to support BSI's 2030 vision, namely to make BSI the best in cyber security in the global Islamic banking industry. People, Process, Technology aspects to achieve Strong Rating (Public & Internal), increasing the growing security maturity level, and a Lean and proactive organization in managing cyber security risks.

Mechanism of Disruption Identification

The mechanism of disruption identification at Bank Syariah Indonesia (BSI) has been regulated in general provisions related to Business Continuity Management (BCM) and specifically in the Operational Technical Guidelines (PTO) of the Business Continuity Plan (BCP). In the event of an IT disruption, the Bank handles it based on the stages of disaster event identification so that follow-up can be carried out according to the identification results and the authority of the Crisis Management Team (CMT) organizational structure.

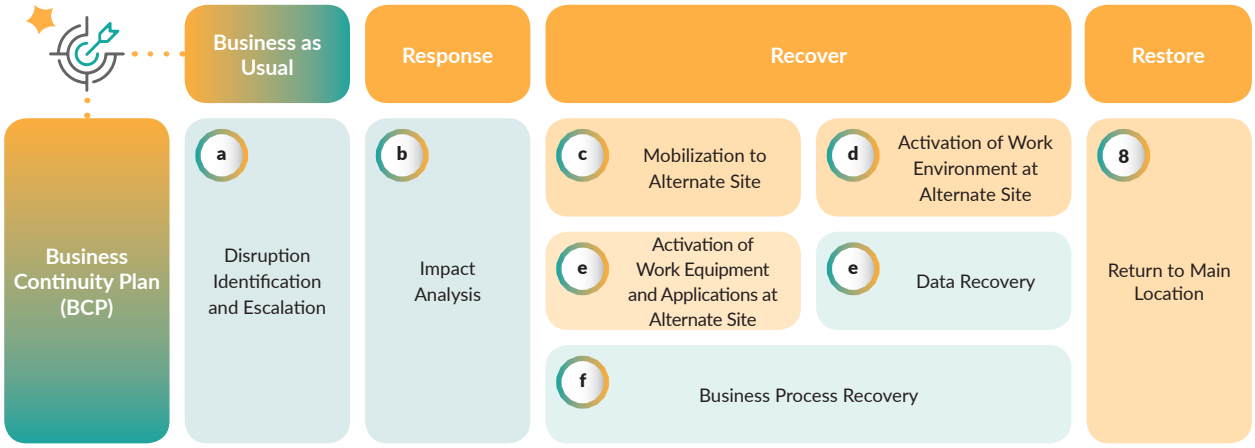

Cyber Security Strategy

BSI implements all IT policies and standard procedures in the Bank and ensures that any information owned by IT user work units is well protected against any disruptions that could result in losses due to the leakage of critical data or information. The Bank ensures adequate security oversight in any IT system development or modification and ensures the Bank's cyber resilience and security independently of the IT operational management function. The application of the basic principles of cybersecurity at BSI, among others:

1. Information is an asset
2. Risk compatibility
3. Compliance with regulations
4. Granting of approval
5. Adaptable and measurable
6. System safe by design
7. Layered defense
8. Segregation of duties and access restrictions
9. Accountability
10. Audit
11. Continuous improvement

Criteria in the Cyber security controls used:

1. Confidentiality
2. Integrity
3. Availability

Furthermore, BSI has established a Chief Security Officer Office Group (CSO) work unit that manages cybersecurity and includes the following capabilities:

1. Security Project & QA
2. Application Identity Management
3. Network Access & Data Protection
4. IT Security Services
5. IT Security Operations
6. Security Operation Center

To supporting the digitalization of BSI banking services, a cybersecurity strategy was designed in line to secure BSI from cyber threats to digital platforms, both threats coming from outside and from within BSI. BSI also implements the NIST cybersecurity framework and other cybersecurity management frameworks used as global security practices in the financial industry.

In the period from January to December 2024, BSI's security posture consistently showed the Best Rating Performance (Strong Rating A) and was above the average Rating in the global Financial Industry (Rating B). This Security Posture was assessed independently by Security ScoreCard, an agency engaged in the global security rating industry based in the United States.

In terms of industry practice, BSI has also been certified by ISO 27001:2022 since February 2024 (certified by the British Standard Institute/BSI), which is also an international standard cybersecurity qualification standard. BSI also received a Cybersecurity Maturity assessment result with a status of "High (Level 2)" according to the assessment by Ernst & Young (EY) with Cybersecurity measurements as regulated in OJK Circular Letter No.29 of 2022.

BSI will continue to develop and improve cybersecurity strategies and implementations continuously to ensure that

customers always get safe and reliable services from BSI as a financial, social and spiritual friend.

Disaster Recovery Strategy/Process

In principle, the Bank's need during a crisis condition is to create a business back to normal conditions. The disaster recovery process is an integration between Emergency Response (ER), Business Continuity (BC), and Data Recovery (DR).

The Bank has a crisis management procedure, which includes identification of disruptions, crisis declaration process, and activation of recovery activities. The Crisis Management Plan procedure flow is as follows:



A detailed explanation of the crisis handling procedure is as follows:

1. Disturbance Identification and Escalation
   a. The affected Party employees detect any Extraordinary Event disturbances and make corrective efforts.
   b. The affected Employees/Parties then make a report and escalate it to the relevant Team Coordinator.
   c. The Crisis Management (CM), Emergency Response (ER), Business Continuity (BC), Disaster Recovery (DR) Team Coordinator evaluates and analyzes the Extraordinary Event report. In evaluating and analyzing, the relevant Team Coordinator may consult with the BCM Command Center.
   d. If it has the potential to become a crisis, then the relevant Team Coordinator escalates to the Crisis Management Team (CMT) Chairperson.
2. Crisis Declaration
   a. The CMT Chairperson receives a report analyzing the disruption of an Extraordinary Event that has the potential to become a crisis.
   b. The report of disturbance that has the potential to become a crisis is then verified. In conducting verification, the local CMT Chairperson can consult with the CMT/CMT Chairperson at the upper level.
   c. If the disturbance cannot be handled and has the potential to become a crisis, the CMT Chairperson will conduct a "Crisis Declaration" if action is needed.
3. Activation of Crisis Management Team Crisis Center (CMTCC)
   a. CM Service as the organizer, activates the Virtual or Physical CMTCC after receiving instructions from the CMT Chairperson.
   b. The CMT can coordinate at the Virtual CMTCC or if a meeting is required, it is conducted at the Physical CMTCC.
   c. If the Main Physical CMTCC can be used, the CMT will gather in the CMTCC room. However, if the Main Physical CMTCC cannot be used, the Alternate Physical CMTCC needs to be activated.
4. Activation of Recovery Activities and Periodic Reporting
   a. The CMT Chairperson leads, coordinates, and instructs the Recovery Activities.
   b. The Internal & External Communication Team Coordinator, CM, ER, BC, DR Team Coordinators execute the communication, recovery plan and report progress to the CM/ ER/BC/DR Services, CMT Vice Chairperson, and CMT Chairperson.
   c. The CM/ER/BC/DR Services is in charge of guiding and advising on recovery activities to the Communication Team Coordinator, CM Team Coordinator, ER Team coordinator, BC Team Coordinator, and DR Team Coordinator.
   d. After receiving progress reports, the CMT participates in providing advice on recovery activities.
5. Mechanism of Crisis Information Management
   a. Related parties convey the existence of negative articles in the media that risk the Bank's reputation and have a large impact.
   b. The work unit related to the substance or matter in the negative article compiles a chronology.
   c. If necessary, the reviewer unit can provide a review of the substance of the negative article and the chronology.
   d. The negative article, chronology, and review are then reviewed and analyzed by the Coordinator of the Internal and/or External Communication Team.
   e. The Coordinator of the Internal and/or External Communication Team then issues a proposal for Information Management Strategies and Tactics and requests approval from the CMT Chairperson.
   f. Upon approval, the CMT Chairperson ensures the implementation of the Strategy and Tactics. Then the Coordinator of Internal and/or External Communication Team together with the Relevant Parties carry out the execution.
   g. The Coordinator of Internal and/or External Communication Team carries out the execution and continues to monitor and report.
6. Extraordinary Event Reporting/Crisis Communication
   a. The CMT chairperson of the Head Office discusses and orders the creation of the Extraordinary Event Reporting.

b. The Coordinator of External Communication Team of the Head Office then collects information related to the needs of external communication from the Related Parties.
c. After obtaining the required data, the External Communication Team of the Head Office prepares a Press Release Draft and then requests approval from the CMT Chairperson of the Head Office.
d. After the Press Release Draft is approved, the Coordinator of External Communication Team of the Head Office will consider organizing a Press Conference or conducting a Press Release.
e. If conducting a Press Conference, the appointed Bank Spokesperson is responsible for delivering and responding to messages from external parties.

7. Deactivation of Crisis Management Team (CMT)
   a. The External Communication Team, CM Team Coordinator, ER Team Coordinator, BC Team Coordinator, DR Team Coordinator completed communication and recovery activities at the affected locations.
   b. The CMT Chairperson evaluates the post-crisis and continues to communicate with the CMT.
   c. Once the crisis is considered over, then at the Region/Area/Branch/KLN level, the local CMT Chairperson declares the end of the crisis and operations return as usual.
   d. At the Head Office level, the CMT Chairperson of the Head Office declares the end of the crisis and then continues the handover of business-as-usual supervision to the Head of BCM.

Reporting System to the Board of Directors

With regard to reporting to the Board of Directors on IT dynamics, the Bank has procedures in place, as outlined below.

IT Incident Crisis Escalation Process Flow

Team 1 to 5
Pre Crisis
(IT Incident)



- Receiving IT Incident Report
- Detecting the Problem
- Following up on incident handling
- Updating to DIR IT, DIR RISK, SOR IT and BCM
- Service Deactivation (according to authority)
- Preparing Holding Statement & Reporting
- Preparing Switch Over
- SteerCo BCM
- Crisis declaration & CMT Activation
- Switch over decision



CMT Chairperson and Head of BCM

- After receiving the update from GH IOG/CSO, the CMT Chairperson and/or Head of BCM will conduct a brief analysis.
- With consideration of the analysis, the Crisis Management Team (CMT) is declared/activated.



CMT Chairperson and Head of BCM

Coordinating with CMT members at the Command Center



CMT Members

1. IOG
2. HCS
3. CSO
4. BCM
5. DSG
6. DSG
7. CSG
8. CFA
9. PFA
10. SPM
11. ASP
12. Unit *Support*

Note:
CM : Crisis Management
ER : Emergency Response
BC : Business Continuity
DR : Disaster Recovery
BCM : Business Continuity Management
CMT : Crisis Management Team

CMT Chairperson and Head of BCM



CMT Members

CMT Chairperson and Head of BCM:
Reporting to Management and as Lead of IT Incident Crisis

IOG / CSO / ASP:

- Completion of Fixing/Switch Over
- Preparing a written report to the Regulator regarding the IT Incident: IOG -> non-Cyber Incident CSO -> Cyber Incident as the provisions:
  - Maximum 5 Working Days to OJK after the incident occurred (according to POJK 11 Year 2022)
  - Maximum 3 Working Days to BI related to payment system (OPG/ TGM/DBO) after the incident occurred (according to PBI 23/6/ PBI/2021)

SOR IT: Supervision on Reporting Completion & Verification

ISG: PMO Coordinator

CSG: *Courtesy & Press Release*

CCG: Handling customer complaints through contact center and media

HCP & HCS: Internal Communication & Employee Deployment

SPM & CFA: Finance

DSG: Network Coordinator (Region, Area and Branch)

CPG: Support Compliance

IOG/CSO:
Reporting to CMT Chairperson and Vice Chairperson that services are back to normal

SOR IT:
Evaluating activities according to the escalation process flow



GH IOG/CSO SOR IT



CMT Chairperson and Head of BCM

CMT Chairperson and Head of BCM:
Deactivating the CMT and compiling the incident report

CSG & CCG: Publicizing that the service has returned to normal

SME*): Research RCA

SOR IT: RCA Research Supervision

*) Subject Matrix Expert (SME) is someone who has expertise or ability in the field of work according to their field

CMT Members



CMT Chairperson and Head of BCM



Board of Directors



Information Technology
Management Structure

The IT management organization is led by the Director of Information Technology with management under the IT Directorate, which is supported by the following structures below it:

1. SEVP Information Technology includes:
   a. IT Strategic Planning Group (ISG)
   b. IT & Digital Development Group (IDG)
   c. IT Application Support Group (ASP)
   d. IT Operation Group (IOG)
2. SEVP Digital Banking includes:
   a. Digital Banking Retail Group (DBR)
   b. Digital Banking Wholesale Group (DBW)
   c. Data & Decision Management Group (DDM)
3. Direct Supervision Work Units includes:
   a. Digital Banking & E-Channel Operations Group (DBO)
   b. Chief Information Security Office Group (CSO)
   c. Senior Operational Risk Head IT (SORH-IT)

Future Strategy
for Information and Technology Development

Developing applications/platforms to acquire customers and meet customer needs in conducting financial, social and spiritual transactions that focus on target consumer segments, MSMEs, and institutions.

1. Digital Solution for Consumer Retail and Wholesale
   Developing innovative and efficient technology solutions for consumer retail and wholesale businesses by optimizing various operational aspects, such as digital transaction integration and personalization of customer experiences, driving sustainable business growth.
2. Business & Operation Transformation
   Transformation of business and operational processes related to transactions and financing is carried out to support centralization, simplification and automation of processes, so that effective and efficient services are achieved to meet customer needs.
3. IT RASS (Reliability, Availability, Serviceability, Security)
   Developing reliable technology systems and infrastructure to support banking businesses with adaptive technological innovations so that they are ready to answer future challenges. This is further strengthened by the Implementation of multi-cloud, Extended Security Intelligence & Automation Management (XSIAM), development of GenAI use cases, an example of which is the application of Smart Advisor Griya.


BYOND
by BSI
BYOND



CORPORATE GOVERNANCE

07



Commitment to Governance Implementation

Implementing Best Governance Practices that are an Integral Part of Business Strategy is Key to BSI's Long-Term Success

BSI always strives to improve the best practices of Good Corporate Governance (GCG) implementation according to national and international standards in the applicable industry. This is important for BSI to deal with the risks and challenges, both from internal and external sources that are increasingly numerous and complex. Along with the development of laws and regulations, BSI always tries to update the provisions related to GCG that will be used as a guideline. BSI believes that the implementation of GCG according to the latest standards will increase the added value for all Bank stakeholders, namely creating harmony between the Bank's objectives and the objectives of stakeholders so that they are well established.

The impact of GCG implementation on the Bank's financial performance can be reflected in sustainable growth. By implementing environmental and social responsibility practices, it is expected that the Bank can build a strong reputation in meeting increasingly challenging market demands. Therefore, BSI strives to continue implementing GCG practices that are an integral part of the business strategy as the key to BSI's long-term success.

Achievement of Governance Implementation

As the largest sharia bank in Indonesia and promoting the Vision of becoming the Top 10 (ten) Sharia Banks globally, BSI always moves forward to become a role model for other sharia banks in Indonesia. BSI's commitment and consistency in maintaining and improving good governance practices can be interpreted as a manifestation of performing a great mandate, a milestone for the sharia banking economy in Indonesia.

In 2024, as BSI had entered its third year after the merger, BSI achieved various achievements. In the governance aspect, it was proven by the Bank's position in the Corporate Governance Perception Index (CGPI) by achieving the title of "Most Trusted" category. BSI was assessed by external parties to maintain superior, transparent, and sustainable Corporate Governance and operate a business in accordance with sharia principles. BSI's achievements, up to now, could not be separated from the commitment of the Board of Directors, Board of Commissioners, and the role of the Sharia Supervisory Board and BSI personnel, who performed business practices in accordance with business ethics and the Company's behavioral standards (Code of Conduct) in every task and daily service as well as in conducting business relationships with customers, partners, and colleagues.



CGPI Award Charter 2024

For BSI, conducting business did not only use banking standards, but also established sharia values (maqashid syariah) as the main pillar. Sharia principles were an inseparable part and identity of BSI in regulating BSI behaviors as a Bank and Public Company as well as principles that had to be maintained and implemented by BSI Personnel in achieving the Bank's goals in accordance with BSI's Vision and Mission.

In term of GCG implementation, BSI obtained ISO 37301:2021 Compliance Management System Certificate, ISO 3701:2016 Anti-Bribery Management System Certificate, ISO 9001:2015 Quality Management System Certificate, ISO 22301:2019 Business Continuity System Certificate, and ISO 2701:2022 Information Security Management System Certificate.

Roadmap
Corporate Governance

2021	Awareness of GCG (Good Corporate Governance) implementation began at the time of the merger into BSI. BSI adopted best practices from each legacy bank, which were then refined and implemented within BSI. BSI has also enhanced its GCG implementation by taking the following steps: • Establishment of committees under the coordination of the Board of Commissioners, namely: - Audit Committee - Risk Monitoring Committee - Remuneration and Nomination Committee • Establishment of a Corporate Secretary. • Holding General Meetings of Shareholders (GMS) in accordance with the prevailing laws and regulations applicable to public companies. • Timely disclosure of information, including publication of financial reports, information, and material events or facts. • Preparation of an Annual Report that is timely, adequate, clear, and accurate, with consideration for the interests of minority shareholders. In addition, BSI is also committed to anti-gratification, as evidenced by the signing of an Integrity Pact by all BSI employees. BSI has also obtained ISO 37301:2016 for the Anti-Bribery Management System. As part of its efforts to assess the quality of governance implementation, BSI participated in governance research and ranking programs, namely the Corporate Governance Perception Index (CGPI), organized by an independent party. In the 2020 CGPI program held in 2021 with the theme: “Building Company Resilience within the Framework of Good Corporate Governance”, BSI earned the “Highly Trusted” predicate with a score of 88.89.
2022	• Conducted a Rights Issue to strengthen BSI's capital structure. • Became the first Sharia Bank to obtain ISO 37001:2021 certification for the Compliance Management System. • As part of the ongoing improvement of Governance practices and as a form of commitment and consistency in its implementation, BSI aligned its Governance practices by adopting the principles developed by the Organization for Economic Cooperation and Development (OECD) and endorsed by the ASEAN Capital Market Forum (ACMF), known as the ASEAN Corporate Governance (CG) Scorecard.
2023	• Maintained ISO 37301:2021 Certification for the Compliance Management System and ISO 37001:2016 Certification for the Anti-Bribery Management System. • BSI once again achieved the “Highly Trusted” predicate with a score of 91.50 in the Corporate Governance Perception Index (CGPI) assessment. • Conducted four (4) dissemination sessions on strengthening gratification control in collaboration with the Corruption Eradication Commission (KPK).
2024	• BSI once again successfully maintained the ISO 37301:2021 Certification for the Compliance Management System. • BSI successfully renewed the certification and expanded the scope of ISO 37001:2016 for the Anti-Bribery Management System. • As a manifestation of BSI’s commitment to implementing Good Corporate Governance and as a public company that practices information transparency, BSI discloses its best practices adopting the ACGS principles on the Company’s website. • For the first time, BSI conducted a compliance maturity assessment, reflecting the level of BSI’s compliance with internal and external regulations as well as prevailing laws.

Basis and Guidelines for Implementing GCG

As an Islamic bank, the primary foundation for implementing Sharia principles in all activities of BSI is the Quran and Hadith. These Sharia principles are executed by BSI with good corporate governance, which adheres to various provisions and laws of the Republic of Indonesia regulating BSI as a limited liability company, bank, and/or publicly listed company, as follows:

1. Law No. 40 of 2007 concerning Limited Liability Companies as amended by Government Regulation in Lieu of Law No. 2 of 2022 concerning Job Creation as stipulated into Law based on Law No. 6 of 2023 concerning the Enactment of Government Regulation in Lieu of Law No. 2 of 2022 concerning Job Creation into Law.
2. Law No. 8 of 1995 concerning the Capital Market as amended by Law No. 4 of 2023 concerning the Development and Strengthening of the Financial Sector ("UU P2SK").
3. Law No. 21 of 2008 concerning Sharia Banking as amended by UU P2SK.
4. Collection of Fatwas from the National Sharia Board - Indonesian Ulema Council.
5. Regulations of Bank Indonesia ("PBI") and Circular Letters of Bank Indonesia ("SEBI") related to the implementation of governance, including:
    a. PBI No. 11/33/PBI/2009 dated December 7, 2009, regarding the Implementation of Good Corporate Governance for Sharia Commercial Banks and Sharia Business Units, as repealed by POJK No. 2 of 2024 concerning the Implementation of Sharia Governance for Sharia Commercial Banks and Sharia Business Units.
    b. SEBI No. 12/13/DPbS dated April 30, 2010, concerning the Implementation of Good Corporate Governance for Sharia Commercial Banks and Sharia Business Units and its amendments.
6. Regulations of the Financial Services Authority ("POJK") and Circular Letters of the Financial Services Authority ("SEOJK"), particularly concerning Governance, Annual Reports, Risk Management, and various POJK and SEOJK related to the implementation of governance, include:
    a. OJK Regulation No. 18/POJK.03/2014 regarding the Implementation of Integrated Governance for Financial Conglomerates.
    b. OJK Regulation No. 8/POJK.03/2014 concerning the Assessment of the Health Level of Sharia Commercial Banks and Sharia Business Units.
    c. OJK Regulation No. 33/POJK.04/2014 regarding the Board of Directors and Board of Commissioners of Issuers or Public Companies.
    d. OJK Regulation No. 34/POJK.04/2014 regarding the Nomination and Remuneration Committee of Issuers or Public Companies.
    e. OJK Regulation No. 35/POJK.04/2014 concerning the Corporate Secretary of Issuers or Public Companies.
    f. OJK Regulation No. 21/POJK.04/2015 concerning the Application of Guidelines for Open Company Governance and its amendments.
    g. OJK Regulation No. 31/POJK.04/2015 concerning Disclosure of Material Information or Facts by Issuers or Public Companies.
    h. OJK Regulation No. 55/POJK.04/2015 regarding the Establishment and Guidelines for the Operation of Audit Committees.
    i. OJK Regulation No. 56/POJK.04/2015 regarding the Establishment and Guidelines for the Preparation of Internal Audit Unit Charters.
    j. OJK Regulation No. 27/POJK.03/2016 concerning the Assessment of Competence and Fitness for Primary Parties of Financial Institutions.
    k. OJK Regulation No. 65/POJK.03/2016 regarding the Implementation of Risk Management for Sharia Commercial Banks and Sharia Business Units including all changes and implementation provisions.
    l. OJK Regulation No. 46 /POJK.03/2017 regarding the Implementation of Compliance Functions for Commercial Banks.
    m. OJK Regulation No. 11/POJK.04/2017 concerning Ownership Reports or Any Changes in Ownership of Shares of Public Companies.
    n. OJK Regulation No. 37/POJK.03/2019 concerning Transparency and Publication of Bank Reports.
    o. OJK Regulation No. 39/POJK.03/2019 regarding the Implementation of Anti-Fraud Strategies for Commercial Banks.
    p. OJK Regulation No. 15/POJK.04/2020 concerning the Planning and Conduct of General Meetings of Shareholders of Public Companies.
    q. OJK Regulation No. 16/POJK.04/2020 concerning the Implementation of General Meetings of Shareholders of Public Companies Electronically.
    r. OJK Regulation No. 16/POJK.03/2022 of 2022 concerning Sharia Commercial Banks.
    s. OJK Regulation No. 17 of 2023 concerning the Application of Governance for Commercial Banks.
    t. OJK Regulation No. 9 of 2023 concerning the Use of Public Accountant Services and Public Accounting Firms in Financial Services Activities.
    u. OJK Regulation No. 2 of 2024 concerning the Implementation of Sharia Governance for Sharia Commercial Banks and Sharia Business Units.

v. OJK Regulation No. 4 of 2024 concerning Ownership Reports or Any Changes in Share Ownership of Public Companies and Reports on Activities of Pledged Shares of Public Companies.
w. OJK circular letter No. 10/SEOJK.03/2020 concerning Transparency and Publication of Reports of BUS and UUS.
x. OJK Circular Letter No. 10/SEOJK.03/2020 on Transparency and Publication of BUS and UUS Reports.
y. OJK circular letter No. 15/SEOJK.03/2015 concerning the Application of Integrated Governance for Financial
z. OJK Circular Letter No. 32/SEOJK.04/2015 concerning Guidelines for Public Company Governance.
aa. OJK Circular Letter No. 13/SEOJK.03/2017 concerning Implementation of Governance for Commercial Banks.
bb. OJK Circular Letter No. 25/SEOJK.03/2023 concerning Implementation of Risk Management for Sharia Commercial Banks and Sharia Business Units
cc. OJK Circular Letter No. 15/SEOJK.03/2024 concerning Implementation of Sharia Governance for Sharia Commercial Banks and Sharia Business Units.
dd. Other related OJK Regulation and OJK Circular Letter.

7. Regulation of the Minister of State-Owned Enterprises (SOE) of the Republic of Indonesia (PERMEN BUMN), regulating SOEs subsidiaries, such as PERMEN BUMN No. PER-3/MBU/03/2023 concerning Organs and Human Resources of State-Owned Enterprises (SOE).

Moreover, the Bank adopts various best governance standards that apply both domestically and internationally and increases the scope of GCG implementation, including as follows:

1. Principles of Corporate Governance developed by the Organization for Economic Cooperation and Development (OECD).
2. ASEAN Corporate Governance (CG) Scorecard issued by the ASEAN Capital Market Forum (ACMF).
3. Guidelines for Indonesian Corporate Governance (PUGKI) developed by the National Governance Policy Committee (KNKG).
4. Principles for Enhancing Corporate Governance issued by the Basel Committee on Banking Supervision.

Corporate Governance
Structure and Mechanism

Corporate Organ Structure

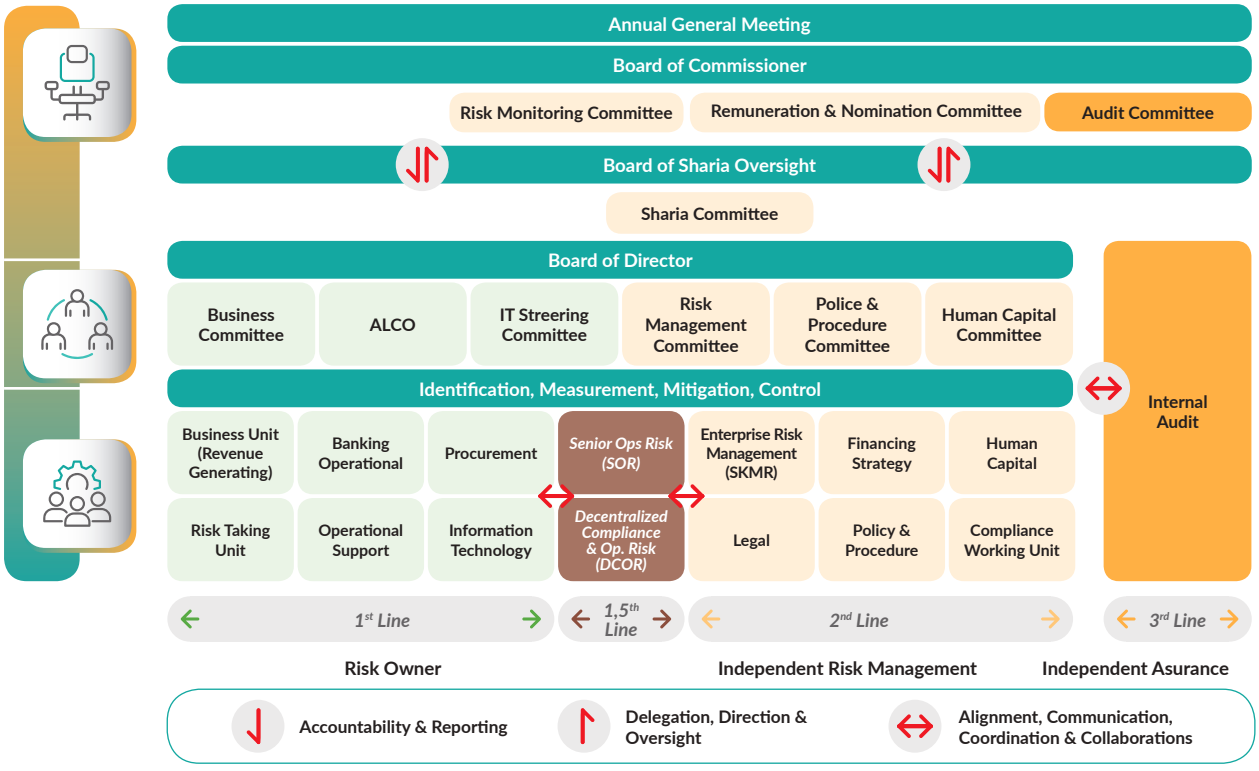

BSI optimizes all complementary organ functions in creating an effective control environment and supporting the integrity of information used for reporting and decision-making, so it encourages the strengthening of the three-line model to realize soundness and sustainable growth and achieve BSI's goals without ignoring the interests of stakeholders.

The BSI GCG structure is broadly divided into main and supporting bodies, each of which is supported by policies and procedures. More specifically, the Bank's governance organizational structure includes:

1. General Meeting of Shareholders (GMS);
2. Board of Commissioners;
3. Sharia Supervisory Board;
4. Board of Directors;
5. Committees under the Board of Commissioners;
6. Sharia Committee
7. Committees under the Board of Directors.

Governance Soft Structure

To improve the quality and scope of sustainable governance, BSI has formulated and implemented a soft governance structure to regulate the relationship between organs in BSI so that the duties, responsibilities, and authorities of each organ are clear in accordance with applicable regulations, GCG principles, soundness business ethics, or best practices. The existence of a soft governance structure is a form of internalization of GCG in the Bank's business processes that enhances the GCG infrastructure.

BSI Governance Soft Structure is used as a framework and governance in the preparation of policies and implementation of Bank activities, including:

1. The Bank's Articles of Association, which have been amended several times, most recently amended based on the Deed of the General Meeting of Shareholders (GMS) Decision No. 37 dated May 17, 2024, drawn up by Ashoya Ratam, S.H., M.Kn., Notary in South Jakarta, and approved by the Ministry of Law and Human Rights of the Republic of Indonesia, No. AHU-0035266.AH.01.02.Year 2024.
2. Rules of Procedure of the Board of Commissioners as ratified in the decision of the Board of Commissioners Number: KEP. KOM/001/2021 dated February 1, 2021.
3. Rules of Procedure of the Board of Directors as ratified in the decision of the Board of Directors No.01/006-KEP/DIR dated February 1, 2021.
4. Guidelines and Rules of Work (Charter) of the Audit Committee of PT Bank Syariah Indonesia Tbk No.04/KEP-KOM/002/2024, ratified by the Board of Commissioners on July 1, 2024.
5. Guidelines and Rules (Charter) of the Risk Monitoring Committee of PT Bank Syariah Indonesia Tbk No.04/KEP-KOM/001/2024, ratified by the Board of Commissioners on 1 July 2024.
6. Guidelines and Rules of Work (Charter) of the Nomination and Remuneration Committee, ratified in the Joint Decree (SKB) of the Board of Directors and the Board of Commissioners of PT Bank Syariah Indonesia Tbk No.01/001-SKB/Dirkom dated February 01, 2021 regarding the Establishment of the Guidelines and Rules of Work (Charter) of the Nomination and Remuneration Committee of PT Bank Syariah Indonesia Tbk.
7. Code of Ethics (Code of Conduct) of PT Bank Syariah Indonesia.
8. Internal Audit Charter of PT Bank Syariah Indonesia Tbk, ratified by the President Commissioner and President Director of PT Bank Syariah Indonesia Tbk on September 27, 2022.
9. Corporate Governance Policy of PT Bank Syariah Indonesia Tbk.
10. Anti-Fraud Policy of PT Bank Syariah Indonesia Tbk.
11. Risk Management Policy of PT Bank Syariah Indonesia Tbk.
12. Policy on the Supplier/Vendor Selection Process for Goods and Services Providers of PT Bank Syariah Indonesia Tbk.
13. Operational Technical Guidelines for the Whistleblowing System (WBS) of PT Bank Syariah Indonesia Tbk.
14. Fund and Services Policy of PT Bank Syariah Indonesia Tbk.
15. Anti-Bribery Commitment of PT Bank Syariah Indonesia Tbk, aligned with the Anti-Bribery Management System Standard (ISO 37001:2016).

Corporate Governance Mechanism

Shareholders

Shareholders are individuals or legal entities who lawfully own shares of the Bank. The Company's shares are shares issued in the name of their registered owners listed in the Company's Shareholders Register, consisting of:

1. Series A Dual-color Shares, which are special shares that can only be owned by the Republic of Indonesia;
2. Series B Shares, which are ordinary shares that can be owned by the Republic of Indonesia and/or the public.

Shareholders' Rights

General Shareholders' Rights

Series A Dual-color Shareholders and Series B Shareholders have the same rights, namely, each share grants 1 (one) voting right. Unless otherwise specified in the Company's Articles of Association, both Series A Dual-color shareholders and Series B shareholders have the same rights outside of the Special Rights of Series A Dual-color Shares, including the following:

1. Shareholders' Rights related to the GMS:
   a. Requesting the convening of a GMS by 1 (one) or more shareholders representing at least 1/10 (one-tenth) of the total number of shares with voting rights.
   b. Proposing agenda items for the GMS by 1 (one) or more shareholders representing at least 1/20 (one-twentieth) of the total number of shares with voting rights.

c. Approving matters in the GMS, including:
   - Appointment and dismissal of members of the Board of Commissioners, Board of Directors, and Sharia Supervisory Board of the Bank.
   - Approving proposals for changes to the Bank's Articles of Association while considering the quorum requirements for decisions.
   - Approving the annual performance reports of the Bank's Directors and the supervision reports of the Bank's Board of Commissioners.
   - Approving the remuneration of the Bank's Board of Commissioners, Board of Directors, and Sharia Supervisory Board.
   - Approving proposals for the allocation of the Bank's profits, including dividend distributions.

d. Shareholders, either individually represented by proxy, have the right to attend the GMS and use their voting rights at the GMS in proportion to the number of shares they own.
e. Obtaining the publication of GMS materials no later than 21 (twenty-one) days before the GMS is held.
f. Receiving explanations procedures before the GMS begins.
g. The opportunity to ask questions or express relevant opinions on each agenda item discussed at the GMS.

2 Other Rights:
a. Receiving dividends and the remaining assets from liquidation in accordance with applicable regulations.
b. Transferring share rights according to applicable regulations and the Articles of Association.
c. The opportunity to participate in the Company's capital increase according to applicable regulations.
d. Receiving Company information that is required to be disclosed and/or announced to the public by laws and regulations.
e. Receiving equal treatment from BSI.
f. Exercising other rights and/or authorities based on the BSI's Articles of Association and applicable laws and regulations.

Special Rights of Series A Dual-color Shares

Series A Dual-color Shareholders have special rights that are exclusive and only held by the Republic of Indonesia, namely:

1. The right to approve matters in the GMS as follows:
   a. Changes to the Company's Articles of Association;
   b. Changes to capital;
   c. Mergers, consolidations, separations; and
   d. Dissolution and takeover of the Company by another company.
2. The right to establish the Company's strategic guidelines organically and non-organically.
3. Propose the agenda of the GMS.
4. Requesting and accessing Company data.

General Meeting of Shareholders

GMS Establishing Process

The GMS consists of the Annual GMS and the Extraordinary GMS. The Annual GMS must be held every year within no later than 6 (six) months after the last fiscal year. Meanwhile, the Extraordinary GMS can be held at any time based on the needs for the interests of the Company.

GMS Venue

1. GMS must be held in the territory of the Republic of Indonesia.
2. The Company must determine the venue and time of GMS establishment.
3. The venue for establishing the GMS must be:
   a. The Company's domicile.
   b. The place where the Company conducts its main business activities.
   c. The provincial capital where the Company domiciles or its main business activities locate.
   d. The province of the Stock Exchange where the Company's shares are listed.

GMS Notification

1. The Company must first submit notification of the meeting agenda to the OJK no later than 5 (five) working days before the announcement of the GMS, excluding the date of the GMS announcement.
2. The meeting agenda must be disclosed clearly and in detail.
3. In case any change in the meeting agenda occurs, the Company must submit the change in the agenda to the OJK no later than the time of the GMS invitation.

GMS Announcement

1. The Company must announce the GMS to shareholders no later than 14 (fourteen) calendar days before the invitation to the GMS, excluding the announcement and the invitation dates.
2. The announcement of the GMS must contain at least:
   a. Provisions regarding shareholders entitled to attend RUPS.
   b. Provisions regarding shareholders entitled to propose the meeting agenda.
   c. The date of the RUPS.
   d. The date of the RUPS call.
   e. Information that the Company is holding a GMS due to a request from shareholders or the Board of Commissioners, if the GMS is held at the request of shareholders or the Board of Commissioners.
3. GMS announcement to shareholders is minimally through the e-GMS provider website, the stock exchange website, and the Company's website in Bahasa Indonesia and English versions.

GMS Agenda Proposal

GMS agenda proposals may be submitted with the following provisions:

1. Shareholders may propose meeting agenda items in writing to the Board of Directors no later than 7 (seven) calendar days prior to the GMS summons.
2. Shareholders, who may propose meeting agenda items, are:
   a. Series A Dwiwarna shareholders.
   b. 1 (one) or more shareholders representing 1/20 (one twentieth) or more of the total shares with voting rights

GMS Summons

1. The Company must issue a summons to shareholders no later than 21 (twenty one) calendar days before the GMS date, excluding the summons and GMS dates.
2. GMS summons to shareholders are minimally through the website of the e-GMS provider, the website of the stock exchange and the Company's website in Bahasa Indonesia and English versions.

Implementation of the 2023 Annual GMS & Its Realization

Announcement	Announcement	Summoning	Implementation	Summary of the Minutes	GMS Results
Notified to OJK on March 28, 2024 Number 04/651-3/DIR-CSG	Announced on April 5, 2024 via the Company's website, KSEI website, and BEI website.	Announced on April 25, 2024 via the Company's website, KSEI website, and BEI website.	The 2024 Annual GMS was held on Friday, May 17, 2024 at the Aryanusa Ballroom, Menara Danareksa, 2nd Floor, Jalan Medan Merdeka Selatan No.14, Central Jakarta.	Summary of Minutes of the 2024 Annual GMS was announced on May 21, 2024 via the BSI Website, IDX Website, and KSEI	The results of the 2024 Annual General Meeting of Shareholders were announced on June 14, 2024 via the BSI Website.

Independent Party in Vote Counting

The vote counting as the basis for decision making at the Meeting was conducted by PT Datindo Entrycom as the Securities Administration Bureau and its validation was conducted by Ashoya Ratam, SH., M.Kn., Notary in Jakarta.

Attendance Recapitulation in The 2023 Annual GMS

The Board of Commissioners, Board of Directors and DPS were present at the 2023 Annual GMS were as follows.

No.	Name	Position	Attendance
1.	Hery Gunardi	President Director	Present
2.	Bob Tyasika Ananta	Deputy President Director	Present
3.	Ngatari	Director of Retail Banking	Present
4.	Saladin D. Effendi	Director of Information Technology	Present
5.	Ade Cahyo Nugroho	Director of Finance & Strategy	Present
6.	Anton Sukarna	Director of Sales & Distribution	Present
7.	Tribuana Tunggadewi	Director of Compliance & Human Capital	Present
8.	Grandhis Helmi Harumansyah	Director of Risk Management	Present
9.	Zaidan Novari	Director of Wholesale Transaction Banking	Present
10.	Moh. Adib	Director of Treasury & International Banking	Present
11.	Muliaman D. Hadad	President Commissioner concurrently Independent Commissioner	Not present
12.	Adiwarman Azwar Karim	Deputy President Commissioner concurrently Independent Commissioner	Present
13.	Komaruddin Hidayat	Independent Commissioner	Present
14.	Mohamad Nasir	Independent Commissioner	Present
15.	Suyanto	Commissioner	Present
16.	Masduki Baidlowi	Commissioner	Present

No.	Name	Position	Attendance
17.	Imam Budi Sarjito	Commissioner	Present
18.	Sutanto	Commissioner	Present
19.	Abu Rokhmad	Commissioner	Present
20.	Prof. Dr. K.H. Hasanudin, M.Ag	Chairman of the Sharia Supervisory Board	Present
21.	Dr.K.H. Mohamad Hidayat, MBA, MH	Member of the Sharia Supervisory Board	Present
22.	Dr. H. Oni Sahroni, MA	Member of the Sharia Supervisory Board	Present
23.	Prof. Dr. K.H. Didin Hafidhuddin, M.Sc	Member of the Sharia Supervisory Board	Present

Resolution and Realization of The 2023 Annual GMS

First Agenda

Approval of the Annual Report and the Supervisory Duties Report of the Board of Commissioners and Ratification of the Company's Financial Statements for the fiscal year ending on December 31, 2023, including granting full release and discharge (volledig acquit et de charge) to members of the Board of Directors and members of the Board of Commissioners of the Company in connection with the management and supervision of the Company that had been conducted during the fiscal year ending on December 31, 2023, as long as these activities were reflected in the Annual Report.

Voting Results
Agree: 43,669,226,396 votes or 99.6947192% of all shares with voting rights present at the Meeting.
Abstain: 102,741,680 votes or 0.2345543% of all shares with voting rights present at the Meeting.
Disagree: 30,980,313 votes or 0.0707265% of all shares with voting rights present at the Meeting.

None of questions or opinions from Shareholders was available.

Decision
1. Approving the Company's Annual Report including the Supervisory Report of the Company's Board of Commissioners for the fiscal year ending on December 31, 2023 and ratifying the Company's Financial Statements for the fiscal year ending on December 31, 2023, having been audited by the Public Accounting Firm Tanudiredja, Wibisana, Rintis & Rekan (a member firm of the PricewaterhouseCoopers Global network) in accordance with its report No.00026/2.1025/AU.1/07/0222-3/1/I/2024 dated January 30, 2024, with a fair opinion in all material respects.
2. Due to the approval of the Company's Annual Report including the Supervisory Report of the Company's Board of Commissioners for the fiscal year ending on December 31, 2023 and the ratification of the Company's Financial Statements for the fiscal year ending on December 31, 2023, the General Meeting of Shareholders granted full release and discharge (volledig acquit at de charge) to members of the Board of Directors for their management of the Company and to the Board of Commissioners for their supervisory actions of the Company that had been carried out during the fiscal year ending on December 31, 2023, as long as such actions did not constitute a criminal act and were reflected in the foregoing reports.

Follow-up: Realized

Second Agenda

Approval of the use of the Company's net profit for the fiscal year ending December 31, 2023.

Voting Results
Agree: 43,700,583,339 votes or 99.7663056% of all shares with voting rights present at the Meeting
Abstain: 102,023,550 votes or 0.2329148% of all shares with voting rights present at the Meeting
Disagree: 341,500 votes or 0.0007796% of all shares with voting rights present at the Meeting

None of questions or opinions from Shareholders was available.

Decision
Approving the use of the Company's Net Profit for the 2023 Fiscal Year as of IDR 5,703,743,109,251,- (five trillion seven hundred three billion seven hundred forty three million one hundred nine thousand two hundred fifty one Rupiah), as follows:

1. 20% (twenty percent) or IDR 1,140,748,621,850,- (one trillion one hundred forty billion seven hundred forty eight million six hundred twenty one thousand eight hundred fifty Rupiah) was set as mandatory reserves.
2. 15% (fifteen percent) or IDR 855,561,466,388,- (eight hundred fifty five billion five hundred sixty one million four hundred sixty six thousand three hundred eighty eight Rupiah) or IDR 18,5470451 (eighteen point five four seven zero four five one Rupiah) per share was determined as Cash Dividends. The payment was carried out with the following provisions:
   a) Dividends for the 2023 Fiscal Year were paid proportionally to each Shareholder whose name was registered in the Shareholders Register on the recording date.
   b) The Board of Directors was granted the authority and power with the right of substitution to perform:
      - Stipulation of the schedule and distribution procedures related to the payment of Dividends for the 2023 Fiscal Year in accordance with applicable provisions.
      - Dividend tax deductions in accordance with applicable tax regulations.
      - Other technical matters in accordance with applicable provisions.
3. 65% (sixty five percent) or IDR 3,707,433,021,013,- (three trillion seven hundred seven billion four hundred thirty three million twenty one thousand thirteen Rupiah) was used as retained earnings.

Follow-up: Realized

Third Agenda

Approval of the appointment of a Public Accounting Firm and Public Accountant to audit the Company's Financial Statements for the fiscal year ending on December 31, 2024 and the stipulation of the fees/honorarium.

Voting Results
Agree: 43,261,904,914 votes or 98.7648241% of all shares with voting rights present at the Meeting
Abstain: 102,095,650 votes or 0.2330794% of all shares with voting rights present at the Meeting
Disagree: 438,947,825 votes or 1.0020965% of all shares with voting rights present at the Meeting

None of questions or opinions from Shareholders was available.

Decision

1. Approving the appointment of Public Accounting Firm Tanudiredja, Wibisana, Rintis and Rekan (a member firm of the PricewaterhouseCoopers Global network) and Public Accountant Lucy Luciana Suhenda to audit the Company's Financial Statements and other reports for the 2024 Fiscal Year.
2. Approving the granting of authority and power to the Company's Board of Commissioners to perform:
   a. Appointment of a Public Accounting Firm and/or Public Accountant to conduct an audit of the Company's Financial Statements for other periods in the 2024 Fiscal Year for the purposes and interests of the Company; and
   b. Stipulation of audit service fees and other requirements for the Public Accounting Firm and/or Public Accountant referred to in point 1 and 2 letter a above as well as the appointment of a Substitute Public Accounting Firm and/or Public Accountant in case the Public Accounting Firm of Tanudiredja, Wibisana, Rintis and Rekan (a member firm of the PricewaterhouseCoopers Global network) and/or Public Accountant Lucy Luciana Suhenda, for any reason whatsoever, could not complete the provision of audit services for the Company's Financial Statements for the 2024 Fiscal Year and/or other reports in the 2024 Fiscal Year, including the stipulation of audit service fees and other requirements for the Substitute Public Accounting Firm and/or Public Accountant.

Follow-up: Realized

Fourth Agenda

Stipulation of bonuses for members of the Company's Board of Directors and Board of Commissioners, as well as bonuses for members of the Company's Sharia Supervisory Board for the fiscal year ending on December 31, 2023, and determination of salaries for members of the Board of Directors and honorariums for members of the Board of Commissioners and Sharia Supervisory Board, including the provision of facilities, benefits and/or other allowances for the 2024 fiscal year.

Voting Results
Agree: 43,015,157,594 votes or 98.2015119% of all shares with voting rights present at the Meeting
Abstain: 102,105,607 votes or 0.2331021% of all shares with voting rights present at the Meeting
Disagree: 685,685,188 votes or 1.5653859% of all shares with voting rights present at the Meeting

None of questions or opinions from Shareholders was available.

Decision

1. Granting authority and power to PT Bank Mandiri (Persero), Tbk. as the Company's Most Shareholder of Series B after consulting with Shareholders of Series A Dwiwarna to determine for the Members of the Board of Directors and Board of Commissioners of the Company:
   a. Tantiem for performance in the 2023 Fiscal Year and/or the 2024-2026 Long-Term Incentive, in accordance with applicable provisions; and
   b. Salary/honorarium, allowances, and facilities for the 2024 fiscal year.
2. Granting authority and power to the Board of Commissioners of the Company by obtaining previously written approval from PT Bank Mandiri (Persero), Tbk. as the Company's Most Shareholder of Series B after consulting with Shareholders of Series A Dwiwarna to determine for the Members of the Sharia Supervisory Board:
   a. Bonus for performance in the 2023 Fiscal Year; and
   b. Remuneration for the 2024 Fiscal Year in the context of supervising the Company's business activities based on sharia principles.

Follow-up: Realized

Fifth Agenda

Realization Report of Funds Utilization from the Capital Increase by Granting Preemptive Rights I ("PMHMETD I").

Voting Results
This agenda was report. Therefore, the Company did not make voting for Meeting's resolution.

None of questions or opinions from Shareholders was available.

Decision
This agenda was report. Therefore, the Company did not make voting for Meeting's resolution.

Follow-up: Realized

Sixth Agenda

Approval of the Company's Changes to Articles of Association.

Voting Results
Agree*: 41,728,719,882 votes or 95.2646372% of all shares with voting rights present at the Meeting
Abstain: 102,027,250 votes or 0.2329232% of all shares with voting rights present at the Meeting
Disagree: 1,972,201,257 votes or 4.5024395% of all shares with voting rights present at the Meeting
*Including 1 (one) Series A Dwiwarna Share in accordance with the Special Rights held by the Series A Dwiwarna Shareholder.

None of questions or opinions from Shareholders was available.

Decision

1. Approving the changes to the Company's Articles of Association to adjust to the following laws and regulations: (a) Law Number 4 of 2023 dated January 12, 2023 concerning the Development and Strengthening of the Financial Sector; (b) Financial Services Authority Regulation Number 17 of 2023 dated September 14, 2023 concerning the Implementation of Governance for Commercial Banks; (c) Financial Services Authority Regulation Number 2 of 2024 concerning the Implementation of Governance for Sharia Commercial Banks and/or Sharia Business Units; and (d) other related regulations.
2. Approving to rearrange provisions in the Company's Articles of Association in connection with the changes referred to in point 1 (one) above, where all appendixed of the articles of association were enclosed to the minutes of the notarial deed.
3. Granting authority and power to the Company's Board of Directors with the right of substitution to take all necessary actions related to the decisions of the Meeting, including but not limited to compile and restate the entire Company's Articles of Association in a Notarial Deed, adjust changes to the Company's Articles of Association if required by the authorized agency and submit to the authorized agency to obtain approval and acknowledgment of notification of the Company's Changes to Articles of Association as well as exercise everything deemed necessary and useful for this purpose without any exclusion.

Follow-up: Realized

Seventh Agenda

Approval of the Company's Changes to Management.

Voting Results
Agree: 41,781,044,082 votes or 95.3840908% of all shares with voting rights present at the Meeting
Abstain: 102,028,550 votes or 0.2329262% of all shares with voting rights present at the Meeting
Disagree: 1,919,875,757 votes or 4.3829829% of all shares with voting rights present at the Meeting

None of questions or opinions from Shareholders was available.

Decision

1. Honorably dismissed:
   a. Hery Gunardi as President Director of the Company;
   b. Ngatari as Director of Retail Banking of the Company;
   c. Tribuana Tunggadewi as Director of Compliance & Human Capital of the Company;
   d. Ade Cahyo Nugroho as Director of Finance & Strategy of the Company;
   e. Anton Sukarna as Director of Sales & Distribution of the Company;
   f. Moh Adib as Director of Treasury & International Banking of the Company;
   g. Adiwarman Azwar Karim as Deputy President Commissioner and Independent Commissioner of the Company;
   h. Suyanto as Commissioner of the Company;
   i. Masduki Baidlowi as Commissioner of the Company;
   j. Imam Budi Sarjito as Commissioner of the Company;
   k. Sutanto as Commissioner of the Company;
   l. Komaruddin Hidayat as Independent Commissioner of the Company;
   m. Hasanudin as Chairman of the Company's Sharia Supervisory Board;
   n. Mohamad Hidayat as a Member of the Company's Sharia Supervisory Board;
   o. Oni Sahroni as a Member of the Sharia Supervisory Board;
   p. Didin Hafidhuddin as a Member of the Sharia Supervisory Board;

   effective from the closing date of the 2023 Annual GMS with gratitude for the contribution of energy and ideas provided during his term of office as a member of the Board of Directors, member of the Board of Commissioners and member of the Company's Sharia Supervisory Board.
2. Re-appointing for the second period:
   a. Hery Gunardi as President Director of the Company;
   b. Tribuana Tunggadewi as Director of Compliance & Human Capital of the Company;
   c. Ade Cahyo Nugroho as Director of Finance & Strategy of the Company;
   d. Anton Sukarna as Director of Sales & Distribution of the Company;
   e. Adiwarman Azwar Karim as Deputy Main Commissioner Concurrently as Independent Commissioner of the Company;
   f. Suyanto as Commissioner of the Company;
   g. Masduki Baidlowi as Commissioner of the Company;
   h. Komaruddin Hidayat as Independent Commissioner of the Company;
   i. Hasanudin as Chairman of the Company's Sharia Supervisory Board;
   j. Mohamad Hidayat as a Member of the Company's Sharia Supervisory Board;
   k. Oni Sahroni as a Member of the Sharia Supervisory Board;

   Effective from the closing date of the Annual GMS for the 2023 Fiscal Year and expired at the closing of the third Annual GMS since their appointment, held in 2027, but without reducing the right of the GMS to dismiss at any time in accordance with the Company's Articles of Association.
3. Confirming the honorable dismissal of M. Arief Rosyid Hasan as Independent Commissioner of the Company effective since dated November 6, 2023 with gratitude for the contribution of energy and ideas given during his term of office as a member of the Company's Board of Commissioners.
4. Appointing:
   a. Harry Gusti Utama as Director of Retail Banking of the Company;
   b. Ari Rizaldi as Director of Treasury & International Banking of the Company;
   c. Fauzi as Commissioner of the Company;
   d. Nazaruddin as Commissioner of the Company;
   e. Felicitas Tallulembang as Independent Commissioner of the Company;
   f. Jaih Mubarok as a member of the Company's Sharia Supervisory Board;
   g. Abdul Ghofur Maimoen as a member of the Company's Sharia Supervisory Board;

   Effective from the closing date of the Annual GMS for the 2023 Fiscal Year and expired at the closing of the third Annual GMS since their appointment, held in 2027, but without reducing the right of the GMS to dismiss at any time in accordance with the Company's Articles of Association. The stipulation of the foregoing appointment was effective since obtaining approval from the Financial Services Authority for the fit and proper test.
5. Granting authority and power to the Company's Board of Directors to follow up on Meeting's resolutions regarding reporting to regulators and other related agencies

Effective from the closing date of the 2023 Annual General Meeting of Shareholders, the composition of the Company's Management is as follows:

BOARD OF COMMISSIONERS

President Commissioner concurrently Independent Commissioner	:	Muliaman D. Hadad
Deputy President Commissioner concurrently Independent Commissioner	:	Adiwarman Azwar Karim
Commissioner	:	Suyanto
Commissioner	:	Masduki Baidlow
Commissioner	:	Abu Rokhmad
Independent Commissioner	:	Komaruddin Hidayat
Independent Commissioner	:	Mohamad Nasir
Commissioner	:	Fauzi*
Commissioner	:	Nazaruddin*
Independent Commissioner	:	Felicitas Tallulembang*

BOARD OF DIRECTORS

President Director	:	Hery Gunardi
Deputy President Director	:	Bob Tyasika Ananta
Director of Compliance & Human Capital	:	Tribuana Tunggadew
Director of Finance & Strategy	:	Ade Cahyo Nugroho
Director of Sales & Distribution	:	Anton Sukarna
Director of Wholesale Transaction Banking	:	Zaidan Novari
Director of Information Technology	:	Saladin D. Effendi
Director of Risk Management	:	Grandhis Helmi Harumansyah
Director of Retail Banking	:	Harry Gusti Utama*
Director of Treasury & International Banking	:	Ari Rizaldi*

SHARIA SUPERVISORY BOARD

Chairman	:	Prof. Dr. K.H. Hasanudin, M.Ag
Member	:	Dr. H. Mohamad Hidayat, M.B.A, M.H
Member	:	Dr. H. Oni Sahroni, M.A
Member	:	Prof. Dr. Jaih Mubarok, S.E., M.H., M.Ag*
Member	:	Dr. KH. Abdul Ghofur Maimoen, M.A*

Note:
*The appointment was effective upon obtaining approval from the Financial Services Authority for the fit and proper test.

Follow-up: Realized

Implementation of The Annual GMS for The 2022 Fiscal Year and Its Realization

Notification	Announcement	Summoning	Implementation	Summary of the Minutes	GMS Results
Notified to OJK on April 5, 2023 Number 03/609-3/DIR-CSG	Announced on April 13, 2023 via the Company's website, KSEI website, and BEI website.	Announced on April 28, 2023 via the Company's website, KSEI website, and BEI website.	The 2023 Annual GMS will be held on Monday, May 22, 2023 at 14.45 – 16.13 WIB, at Wisma Mandiri 1, 11th Floor, JL M.H. Thamrin Kav. 5 Jakarta 10350.	Summary of Minutes of the 2023 Annual GMS was announced on 24 May 2023 via the Company's website.	The results of the 2023 Annual GMS were announced on June 27, 2023 via the Company's website.

Independent Vote Counting Party

The vote counting as the basis for decision making at the Meeting was conducted by PT Datindo Entrycom as the Securities Administration Bureau and its validation was conducted by Ashoya Ratam, SH., M.Kn., Notary in Jakarta.

Attendance Recapitulation In The 2022 Annual GMS

All members of the Board of Commissioners, Board of Directors and DPS were present at the 2022 Annual GMS. The members of the Board of Commissioners, Board of Directors and DPS, who were

No.	Name	Position	Attendance
1.	Hery Gunardi	President Director	Present
2.	Bob Tyasika Ananta	Deputy President Director	Present
3.	Ngatari	Director of Retail Banking	Present
4.	Saladin D. Effendi	Director of Information Technology	Present
5.	Ade Cahyo Nugroho	Director of Finance & Strategy	Present
6.	Anton Sukarna	Director of Sales & Distribution	Present
7.	Tribuana Tunggadewi	Director of Compliance & Human Capital	Present
8.	Grandhis Helmi Harumansyah	Director of Risk Management	Present
9.	Zaidan Novari	Director of Wholesale Transaction Banking	Present
10.	Moh. Adib	Director of Treasury & International Banking	Present
11.	Muliaman D. Hadad	President Commissioner concurrently as Independent Commissioner	Present
12.	Adiwarman Azwar Karim	Independent Commissioner	Present
13.	Komaruddin Hidayat	Independent Commissioner	Present
14.	Mohamad Nasir	Independent Commissioner	Present
15.	Suyanto	Commissioner	Present
16.	Masduki Baidlowi	Commissioner	Present
17.	Imam Budi Sarjito	Commissioner	Present
18.	Sutanto	Commissioner	Present
19.	Abu Rokhmad	Commissioner	Present
20.	Prof. Dr. K.H. Hasanudin, M.Ag	Chairman of the Sharia Supervisory Board	Present
21.	Dr.K.H. Mohamad Hidayat, MBA, MH	Member of the Sharia Supervisory Board	Present
22.	Dr. H. Oni Sahroni, MA	Member of the Sharia Supervisory Board	Present
23.	Prof. Dr. K.H. Didin Hafidhuddin, M.Sc	Member of the Sharia Supervisory Board	Present

* Effective after obtaining approval from the Financial Services Authority for the fit and proper test.

Resolutions and Realization of The 2022 Annual GMS

First Agenda
Approval of the Annual Report and Supervisory Duties Report of the Board of Commissioners as well as Ratification of the Company's Financial Report for the financial year ended December 31, 2022, including granting full release and discharge of responsibility (volledig acquit et de charge) to all members of the Company's Board of Directors and Board of Commissioners pertaining to the management and supervision of the Company that had been carried out during the f inancial year ended December 31, 2022, as long as these activities are reflected in the Annual Report.
Voting Results Agree: 43,674,736,431 votes or 99.7457892% of all shares with voting rights present at the Meeting Abstain: 56,022,255 votes or 0.1279455% of all shares with voting rights present at the Meeting Disagree: 55,286,609 votes or 0.1262654% of all shares with voting rights present at the Meeting
There is 1 opinion from the Shareholder.

Decision

1. Approved the Company's Annual Report, including the Board of Commissioners' Supervisory Duties Report for the financial year ended December 31, 2022, and ratified the Company's Financial Report for the financial year ended December 31, 2022, which had been audited by the Tanudiredja, Wibisana, Rintis & Rekan Public Accounting Firm (a member firm of the PwC global network), according to Report No. 00026/2.1025/AU.1/07/0222-2/1/I/2023 dated January 30, 2023 with a qualified opinion in all material respects.

2. With the approval of the Company's Annual Report, including the Supervisory Duties Report of the Company's Board of Commissioners for the financial year ended December 31, 2022 and the ratification of the Company's Financial Report for the financial year ended December 31, 2022, the GMS provided full release and discharge of responsibility (volledig acquit et de charge) to all members of the Board of Directors for their management actions of the Company and the Board of Commissioners for their supervisory actions of the Company which had been carried out during the financial year ended December 31, 2022, as long as these actions do not constitute criminal acts and have been reflected in the reports..

Follow-up: Realized

Second Agenda

Approval of the use of the Company's net profit for the f inancial year ended December 31, 2022.

Voting Results:
Agree: 43,730,252,213 votes or 99.8725779% of all shares with voting rights present at the Meeting
Abstain: 55,759,725 votes or 0.1273459% of all shares with voting rights present at the Meeting
Disagree: 33,357 votes or 0.0000762% of all shares with voting rights present at the Meeting

There is 1 opinion from the Shareholder.

Decision

1. Approved and determined the use of the Company's net profit for the 2022 financial year to the amount of Rp4,260,181,677,875,- (four trillion two hundred sixty billion one hundred eighty one million six hundred seventy seven thousand eight hundred seventy five Rupiah), as follows:
   a. 20.0% of the Company's Net Profit or Rp852,036,335,575,- (eight hundred fifty-two billion thirty-six million three hundred thirty-five thousand five hundred and seventy-five Rupiah) was set aside as the Company's mandatory reserves.
   b. 10.0% of the Company's Net Profit or at least Rp426,018,167,788,- (four hundred twenty-six billion eighteen million one hundred sixty-seven thousand seven hundred and eighty-eight Rupiah) was set aside for Dividends.
   c. A total of 70.0% of the Company's Net Profit or Rp2,982,127,174,512,- (two trillion nine hundred eighty two billion one hundred twenty seven million one hundred seventy four thousand five hundred and twelve Rupiah) was posted as the Company's retained earnings.
2. Delegated authority and power to the Board of Directors to regulate the above procedures for allocating the Company's net profit in accordance with applicable laws and regulations.

Follow-up: Realized

Third Agenda

Approval of the appointment of a Public Accounting Firm and Public Accountant to audit the Company's Financial Statements for the f inancial year ended December 31, 2023 and the determination of fees/ honorarium.

Voting Results
Agree: 43,730,285,561 votes or 99.8726541% of all shares with voting rights present at the Meeting
Abstain: 55,759,725 votes or 0.1273459% of all shares with voting rights present at the Meeting
Disagree: 9 votes or 0.0000000% of all shares with voting rights present at the Meeting

There are no questions or opinions from Shareholders.

Decision

1. Appointed the Public Accounting Firm Tanudiredja, Wibisana, Rintis & Partners (a member firm of the PwC global network) and Public Accountant M. Jusuf Wibisana, to audit the Company's Financial Report for the financial year ended December 31, 2023.
2. Delegated authority and power to the Board of Commissioners to determine the honorarium and other requirements for the Public Accounting Firm and Public Accountants, as well as appoint a replacement Public Accounting Firm and/or Public Accountant in the case of the Tanudiredja, Wibisana, Rintis & Rekan (a member f irm of the PwC global network) Public Accounting Firm and/or Public Accountant M. Jusuf Wibisana, for whatever reason fail to complete the audit process of the Company's Financial Statements for the financial year ended 31 December 2023. If there is a change in Public Accounting Firm and/or Public Accountant, the Board of Commissioners shall provide a report to Shareholders.

Follow-up: Realized

Fourth Agenda

Determination of tantiem for members of the Company's Boards of Directors and Commissioners and bonuses for members of the Company's Sharia Supervisory Board for the financial year ended December 31, 2022, and determination of salaries for members of the Board of Directors and honorarium for members of the Board of Commissioners and Sharia Supervisory Board, including provision of facilities and benefits and/or other allowances for the 2023 financial year

Voting Results
Agree: 43,337,078,325 votes or 98.9746346% of all shares with voting rights present at the Meeting
Abstain: 55,765,961 votes or 0.1273601% of all shares with voting rights present at the Meeting
Disagree: 393,201,009 votes or 0.8980053% of all shares with voting rights present at the Meeting

There are no questions or opinions from Shareholders.

Decision
Delegated authority and power to the Board of Commissioners after approval from the largest number of Series B Controlling Shareholders and being known by other Controlling Shareholders to determine:
1. Bonuses for the performance of members of the Board of Directors and Board of Commissioners, as well as bonuses for the performance of members of the Sharia Supervisory Board for the financial year ended December 31, 2022.
2. Salaries for members of the Board of Directors and honorarium for the Board of Commissioners and provision of facilities, benefits and/ or other allowances for the 2023 financial year.
3. Honorarium and/or allowances for members of the Sharia Supervisory Board for the 2023 financial year..

Follow-up: Realized

Fifth Agenda

Report on the Realization of the Use of Funds from Additional Capital by Providing Pre-emptive Rights I ("PMHMETD I") in 2022.

This agenda item constitutes a report. Therefore, the Company did not vote to make decisions at the Meeting.

There are no questions or opinions from Shareholders.

Decision

This agenda item constitutes a report. Therefore, the Company did not vote to make decisions at the Meeting.

Sixth Agenda

Approval of the Company's Recovery Plan.

Voting Results
Agree: 43,730,251,914 votes or 99.8725773% of all shares with voting rights present at the Meeting
Abstain: 55,759,725 votes or 0.1273459% of all shares with voting rights present at the Meeting
Disagree: 33,656 votes or 0.0000769% of all shares with voting rights present at the Meeting

There are no questions or opinions from Shareholders.

Decision
Approved the Company's Recovery Plan in order to comply with the provisions of POJK No. 14/POJK.03/2017 concerning Recovery Plan for Systemic Banks.

Follow-up: Realized

Seventh Agenda

Approval of Changes in Company Management.

Voting Results
Agree: 42,235,569,738 votes or 96.4589733% of all shares with voting rights present at the Meeting
Abstain: 58,265,601 votes or 0.1330689% of all shares with voting rights present at the Meeting
Disagree: 1,492,209,956 votes or 3.4079578% of all shares with voting rights present at the Meeting

There are no questions or opinions from Shareholders.

Decision
1. Dismissed with honor:
   a. Sdr. Achmad Syafii as Director of Information Technology;
   b. Sdri. Tiwul Widyastuti as Director of Risk Management;
   c. Sdr. Nizar Ali as Commissioner;
   effective on the closing date of the 2022 Annual GMS with thanks for the contribution of energy & thoughts given while serving as a member of the Board of Directors and Board of Commissioners of the Company.
2. Transfer of assignment of Adiwarman Azwar Karim from previously President Commissioner and Independent Commissioner, who was appointed based on the decision of the Extraordinary GMS in 2021, to Vice President Commissioner and Independent Commissioner with a term of office continuing the remaining term of office in accordance with the decision of the relevant GMS for appointment.
3. Appointed:
   1. Sdr. Saladin D. Effendi as Director of Information Technology;
   2. Sdr. Grandhis as Director of Risk Management;
   3. Sdr. Muliaman D. Hadad as the Main Commissioner and Independent Commissioner;
   4. Sdr. Abu Rokhmad as Commissioner;
   Effective on the closing date of the Annual GMS for the 2022 Financial Year and will end at the closing of the third Annual GMS since his appointment, which will be held in 2026, but without reducing the right of the GMS to dismiss him at any time in accordance with the Company's Articles of Association. The appointment above is effective upon obtaining approval from the Financial Services Authority for the fit and proper test..

4. Delegated authority and power to the Company's Directors to follow up on Meeting decisions regarding reporting to regulators and other related agencies. Effective the closing date of the Annual GMS for the 2022 financial year, the composition of the Company's management is follows:

BOARD OF COMMISSIONERS

President Commissioner concurrently Independent Commissioner	:	Muliaman D. Hadad*
Deputy President Commissioner concurrently Independent Commissioner	:	Adiwarman Azwar Karim
Commissioner	:	Suyanto
Commissioner	:	Masduki Baidlow
Commissioner	:	Imam Budi Sarjito
Commissioner	:	Sutanto
Independent Commissioner	:	M. Arief Rosyid Hasan
Independent Commissioner	:	Komaruddin Hidayat
Independent Commissioner	:	Mohamad Nasir
Commissioner	:	Abu Rokhmad*

BOARD OF DIRECTORS

President Director	:	Hery Gunardi
Deputy President Director	:	Bob Tyasika Ananta
Director of Retail Banking	:	Ngatari
Director of Finance & Strategy	:	Ade Cahyo Nugroho
Director of Sales & Distribution	:	Anton Sukarna
Director of Compliance & Human Capital	:	Tribuana Tunggadew
Director of Wholesale Transaction Banking	:	Zaidan Novar
Director of Treasury & International Banking	:	Moh. Adib
Director of Information Technology	:	Saladin D. Effendi*
Director of Risk Management	:	Grandhis Helmi Harumansyah*

*The appointment is effective upon obtaining approval from the Financial Services Authority for the fit and proper test.

Follow-up: Realized

GMS Resolution in The Fiscal Year And 1 (One) Year Before The Fiscal Year Realized Into The Fiscal Year

All resolutions of the 2023 GMS had been realized in 2024 and the 2022 GMS had been realized in 2023. Therefore, there were no resolutions of the 2023 GMS and 2022 GMS that had not been realized in 2024.

Board of Directors

The Board of Directors is tasked with carrying out all actions related to the management of the Company within the limitations as regulated in laws and regulations, the articles of association, and/or decisions of the General Meeting of Shareholders. The execution of these tasks is accountable to the GMS.

Duties and Responsibilities of The Board of Directors

The Board of Directors is tasked with carrying out all actions related to the management of Bank Syariah Indonesia for the benefit of the Bank and in accordance with the purposes and objectives of BSI include leading and managing the Bank including leading the management team in the process of preparing and evaluating the Bank's strategy at least annually. In carrying out its duties, the Board of Directors continues to observe and comply with the provisions and represents BSI, both in and out of court, on all matters and events, within the limitations as regulated in laws and regulations, the Articles of Association, and/or decisions of the RUPS.

Directors' Field of Duties

The division of duties of the Board of Directors was as follows.

Table of Directors' Duties

Name	Position	Assigned Task
Hery Gunardi	President Director	Supervise all Board of Directors, ESG Group and Operation Group
Bob Tyasika Ananta	Deputy President Director	Supervise all Board of Directors, ESG Group and Operation Group
Ngatari*	Director of Retail Banking	Supervising all Groups in charge of Retail Banking, namely Institutional Banking, Alternative Channel & Government Project, SME Business, Micro Business, Islamic Ecosystem Solution, and EBO.
Harry Gusti Utama**	Director of Retail Banking	
Tribuana Tunggadewi	Director of Compliance & Human Capital	Supervise SEVP Human Capital, Compliance & AML-CTF Group, Legal Group, Corporate Secretary & Communication Group and Data Protection Group.
Anton Sukarna	Director of Sales & Distribution	Supervise SEVP Consumer Product Solution, Distribution Strategy Group, Retail Deposit Solution Group, Transaction Banking Retail Group, Wealth Management Group, Regional Office Group and SORH Distribution & Consumer Group.
Ade Cahyo Nugroho	Director of Finance & Strategy	Supervise SEVP Corporate Strategy, Strategic Planning & Performance Management Group, Corporate Finance & Accounting Group, Procurement & Fixed Asset Group, and SORH Corporate Center.
Zaidan Novari	Director of Wholesale Transaction Banking	Supervising all Groups in charge of Wholesale Transaction Banking, namely Corporate Business 1, 2 and 3 as well as Commercial Business 1, 2 and 3.
Moh. Adib*	Director of Treasury & International Banking	Supervising all Groups in charge of Treasury & International Banking, namely Treasury & Global Market, International & Financial Institution, Office of Chief Economist
Ari Rizaldi**	Director of Treasury & International Banking	
Saladin Dharmanugraha Effendi	Director of Information Technology	Supervising SEVP Information Technology and Digital Banking
Grandhis Helmi Harumansyah	Director of Risk Management	Supervising SEVP Wholesale Risk and Retail & Consumer Risk

*Stop serving since dated May 17, 2024.
**Starting to serve since dated May 17, 2024.

Rights and Authorities of The Board of Directors

The Board of Directors has rights and authorities including:

1. Establishing policies deemed appropriate in the management of the Company.
2. Regulating provisions regarding the Company's employees including determining wages, pensions or old-age benefits, and other income for the Company's employees based on applicable laws and regulations.
3. Appointing and dismissing the Company's employees based on the Company's labor regulations and applicable laws and regulations.
4. Regulating the delegation of authority of the Board of Directors to represent the Company in and out of court to one or several Directors specifically appointed for that purpose or to one or several Company employees, either individually or jointly, or to another entity.
5. Appointing and dismissing the Head of the Internal Audit Unit with the approval of the Board of Commissioners.
6. Writing off non-performing loans in accordance with the provisions stipulated in this Articles of Association and subsequently reporting them.
7. Not collecting principal, margin, ujrah, and other profit-sharing beyond the principal amount done in the context of restructuring and/or debt settlement, and other actions in the context of the Company's profit-sharing, with an obligation to report to the Board of Commissioners, the provisions and reporting procedures of which are determined by the Board of Commissioners.
8. Undertaking all other actions and activities regarding the management or ownership of the Company's assets, binding the Company with other parties and/or other parties with the Company, and representing the Company in and out of court on all matters and events, with limitations as regulated in laws and regulations, Articles of Association, and/or decisions of the General Meeting of Shareholders.

Board of Director's Term of Office

1. Directors are appointed by the General Meeting of Shareholders (GMS) for a period starting from the closing of the GMS that appoints them or as otherwise determined by the GMS, and ending at the closing of the third Annual General Meeting of Shareholders (GMS) after their appointment. However, this does not diminish the right of the RUPS to terminate a Director before the end of their term by stating the reasons. Such termination takes effect from the closing of the GMS, unless otherwise determined by the GMS.

2. The appointment of Directors will be effective after obtaining approval from the OJK or upon fulfillment of the requirements stipulated in the OJK approval letter related to the Fit and Proper Test, and other relevant authorities (if any), and has been approved by the Shareholders through the GMS.
3. Directors whose terms have expired may be reappointed for a maximum of 2 (two) consecutive terms, or a maximum of 6 (six) years since their appointment, subject to applicable regulations.

Criteria for The Board of Directors

Parties eligible as members of the Board of Directors are individuals who are domiciled in Indonesia and meet the following criteria at the time of appointment and while in office:

1. Shall have good morals, intention, and integrity
2. Shall be able to take legal actions
3. Within 5 (five) years prior to appointment and while in office:
    a. Has never been declared bankrupt;
    b. Has never been a member of the Board of Directors and/or a member of the Board of Commissioners convicted guilty of causing a company to be declared bankrupt;
    c. Has never been convicted of committing a criminal act that is detrimental to state finances and/or related to the financial sector; And
    d. Has never been a member of the Board of Directors and/or the Board of Commissioners that while in office::
        - Failed to hold an annual GMS
        - Had their accountability as a member of the Board of Directors and/or member of the Board of Commissioners not accepted by the GMS or failed to provide accountability as a member of the Board of Directors and/or member of the Board of Commissioners to the GMS; And
        - Caused a company that obtained a permit, approval or registration from the OJK to fail to meet its obligation to submit an annual report and/or financial report to the OJK.
4. Shall not assume any other position made regulatory impermissible to them as Member of the Board of Directors expect by signing a statement of willingness to resign from that other position once elected as a Member of the Board of Directors;
5. Shall have a commitment to comply with regulatory provisions; And
6. Shall have knowledge and/or expertise in the field required by the Company

Board of Directors' Working Procedures (Charter)

In carrying out its duties, the Board of Directors of Bank Syariah Indonesia adheres to the Board of Directors Charter ratified based on the Board of Directors Decision Letter No. 01/006-KEP/DIR dated February 1, 2021 concerning the Board of Directors Charter of PT Bank Syariah Indonesia Tbk. The contents of the Board of Directors Charter include the following:

1. Authority to Act
2. Organization and Division of Tasks
3. General Policies
4. Ethics and Working Hours
5. Meeting Regulations
6. Committees
7. Senior Executive Vice President
8. Correspondence
9. Miscellaneous
10. Amendments
11. Conclusion

Dual Position Policy of The Board of Directors

Members of the Board of Directors are prohibited from holding other positions as stated below:

1. As a member of the board of directors, member of the board of commissioners, member of the sharia supervisory board, or executive officer at a bank, company, and/or other institution;
2. In the field of functional duties at a bank financial institution and/or non-bank financial institution domiciled in or outside the country;
3. In other positions that may give rise to a conflict of interest in carrying out duties as a member of the Board of Directors; and/or
4. In other positions in accordance with the provisions of laws and regulations

Each member of the Board of Directors must not violate the provisions on concurrent positions. All Directors do not hold concurrent positions either in other companies or other institutions.

Management of Conflicts of Interest

If something happens where the Bank's interests conflict with the personal interests of one of the members of the Board of Directors, then the Bank will be represented by another member of the Board of Directors who does not have a conflict of interest and in the case where the Bank has interests that conflict with the interests of all members of the Board of Directors, then in this case the Bank will be represented by the Board of Commissioners or a person appointed by the Board of Commissioners. In the event that there are no members of the Board of Commissioners, the GMS will appoint one or more to represent the Bank in carrying out these duties.

Board of Directors Meeting

Meeting Policy

The Board of Directors has a meeting policy that has been regulated in the Board of Directors' Rules of Procedure. The Board of Directors' meeting policy is as follows:

1. The Board of Directors' Meeting may be held at any time if:
    a. It is deemed necessary by one or more members of the Board of Directors; or

b. Upon written request from one or more members of the Board of Commissioners.

2. The Board of Directors must hold regular Board of Directors meetings at least 1 (one) time every month and the Board of Directors must hold regular Board of Directors meetings with the Board of Commissioners at least 1 (one) time every 3 (three) months.
3. The Board of Directors' Meeting as referred to in point (2) of this Article may be held, is valid, and has the right to make binding resolutions if attended by more than 1/2 (one half) of the total members of the Board of Directors present or represented at the meeting.
4. The presence of members of the Board of Directors at meetings must be disclosed in the Company's annual report.
5. The Board of Directors must schedule a meeting for the following year before the end of the fiscal year.
6. At scheduled meetings, meeting materials are submitted to participants no later than 5 (five) calendar days before the meeting is held.
7. In case a meeting is held outside the scheduled time, the meeting materials will be submitted to the meeting participants no later than before the meeting is held.
8. The summons for the Board of Directors' Meeting shall be made by a member of the Board of Directors, who is entitled to represent the Board of Directors. The summons for the Board of Directors' Meeting must be delivered by any means in written form to each member of the Board of Directors no later than 5 (five) calendar days before the Meeting is held, excluding the date of the Summons and the date of the Meeting, or within a shorter time if in urgent circumstances. If all members of the Board of Directors are present or represented, the prior Summons is not required and the Board of Directors' Meeting shall be entitled to make valid and binding resolutions.
9. The summons must include the agenda, date, time, and venue of the meeting.
10. Board of Directors meetings are held at the Company's domicile or at the place of business activities, at the domicile of the Stock Exchange, at the place where the Company's shares are listed, or at another place within the territory of the Republic of Indonesia.
11. The Board of Directors Meeting is chaired by the President Director. In case the President Director is absent or prevented from attending the Board of Directors Meeting for any reason, which does not need to be proven to a third party, one of the members of the Board of Directors, who is present and selected at the Board of Directors Meeting, may chair the Board of Directors' Meeting.
12. A member of the Board of Directors may be represented at a Board of Directors' Meeting only by another member of the Board of Directors based on a power of attorney.
13. Each member of the Board of Directors present is entitled to cast 1 (one) vote and an additional 1 (one) vote for each other member of the Board of Directors represented by him/her based on a power of attorney.
14. Each member of the Board of Directors who personally in any way, either directly or indirectly, has an interest in a transaction, contract or proposed contract, in which the Company is one of the parties, must state the interest in the Board of Directors' Meeting and is not entitled to participate in voting on matters relating to the transaction or contract, unless the Board of Directors' Meeting determines otherwise.
15. Decision-making at the Board of Directors Meeting is based on deliberation and consensus.
16. In case any decision is not reached by deliberation and consensus, the decision is made based on the majority vote, such as the approval of more than 1/2 (one half) of the members of the Board of Directors present.
17. Dissenting opinions that occur in decisions of the Board of Directors' Meeting must be clearly stated in the minutes of the Board of Directors' Meeting along with the reasons for the dissenting opinions.
18. The results of the meeting are stated in the minutes of the meeting, signed by all members of the Board of Directors present, and submitted to all members of the Board of Directors.
19. The results of the meeting are stated in the minutes of the meeting, signed by the members of the Board of Directors and members of the Board of Commissioners present, and submitted to all members of the Board of Directors and members of the Board of Commissioners.
20. In case there are members of the Board of Directors and/or members of the Board of Commissioners who do not sign the results of the meeting, the said person must state the reasons in writing in a separate letter attached to the minutes of the Meeting.
21. Minutes of the Board of Directors' Meeting must be documented by the Company.
22. Minutes of the Board of Directors' Meeting are valid evidence of the Decisions taken in the relevant Board of Directors' Meeting, both for the members of the Board of Directors and for third parties. Blank votes (abstain) are deemed to approve the proposal submitted in the meeting.
23. Invalid votes are deemed to not exist and are not counted in determining the number of votes cast in the meeting.
24. The Board of Directors may also make valid and binding decisions without holding a Board of Directors' Meeting, provided that all members of the Board of Directors have been notified in writing of the said proposals and members.
25. The Board of Directors gives approval regarding the proposal submitted in writing and signs the approval.
26. Resolutions taken in this manner have the same legal standing as resolutions taken legally in a Board of Directors' Meeting.
27. Board of Directors' Meetings may also be conducted via teleconference, video conference, or other electronic media that allows all Board of Directors' Meeting participants to see and/or hear each other directly and participate in the Board of Directors' Meeting, with the provision that the minutes of the Meeting using a conference telephone or similar communication equipment will be made in writing and circulated among all members of the Board of Directors' Meeting participating in the meeting, to be signed. Decisions taken in this manner have the same force as decisions taken legally in a Board of Directors' Meeting. Provisions regarding Board of Directors' Meetings that have not been regulated in these articles of association refer to the OJK Regulation and other applicable provisions and laws and regulations

The Board of Directors' Meeting Plan

The Board of Directors' Meeting plan in 2024 was as follows

Month	Agenda
January	• Performance Report Update December 2023 • Business Strategy
February	• Performance Report Update January 2024 • Business Strategy
March	• Performance Report Update February 2024 • Business Strategy
April	• Performance Report Update March 2024 • Business Strategy
May	• Performance Report Update April 2024 • Business Strategy
June	• Performance Report Update May 2024 • Business Strategy

Month	Agenda
July	• Performance Report Update June 2024 • Business Strategy
August	• Performance Report Update July 2024 • Business Strategy
September	• Performance Report Update August 2024 • Business Strategy
October	• Performance Report Update September 2024 • Business Strategy
November	• Performance Report Update October 2024 • Business Strategy
December	• Performance Report Update November 2024 • Business Strategy

Agenda, Date, and Participants of The Board of Directors' Meeting

During 2024, agenda, date, and participant of the Board of Directors' Meeting were as follows.

Table of the Board of Directors' Meeting

No	Date	Meeting Agenda	Meeting participants	Attendance
1.	January 9, 2024	• Loss Branch Update • *BEWIZE Update* • *Low Cost Fund Strategy (Giro Savings)*	Hery Gunardi	Present
			Bob Tyasika Ananta	Present
			Ngatari	Present
			Tribuana Tunggadewi	Present
			Anton Sukarna	Present
			Ade Cahyo Nugroho	Present
			Zaidan Novari	Present
			Moh. Adib	Present
			Saladin Dharmanugraha Effendi	Present
			Grandhis Helmi Harumansyah	Present
2.	January 16, 2024	• Update Revision of Loss Branch • Update Performance Report December 2023	Hery Gunardi	Present
			Bob Tyasika Ananta	Present
			Ngatari	Present
			Tribuana Tunggadewi	Not present
			Anton Sukarna	Present
			Ade Cahyo Nugroho	Not present
			Zaidan Novari	Present
			Moh. Adib	Present
			Saladin Dharmanugraha Effendi	Present
			Grandhis Helmi Harumansyah	Not present
3.	January 23, 2024	• Update on Digital & Transaction Banking Workshop Results • BEWIZE Marketing Update	Hery Gunardi	Present
			Bob Tyasika Ananta	Present
			Ngatari	Present

No	Date	Meeting Agenda	Meeting participants	Attendance
			Tribuana Tunggadewi	Present
			Anton Sukarna	Present
			Ade Cahyo Nugroho	Present
			Zaidan Novari	Present
			Moh. Adib	Present
			Saladin Dharmanugraha Effendi	Present
			Grandhis Helmi Harumansyah	Present
4.	January 31, 2024	Retirement Appreciation Update, Inauguration of BSI Alumni Association and BSI Excellence Award (BEA)	Hery Gunardi	Present
			Bob Tyasika Ananta	Present
			Ngatari	Present
			Tribuana Tunggadewi	Present
			Anton Sukarna	Present
			Ade Cahyo Nugroho	Not present
			Zaidan Novari	Present
			Moh. Adib	Not present
			Saladin Dharmanugraha Effendi	Present
			Grandhis Helmi Harumansyah	Present
5.	February 13, 2024	Presentation of Proposed Time and Agenda of Annual GMS for the 2023 Fiscal Year and Proposed Threshold - Limit of Authority of Directors Requiring Approval of Board of Commissioners, Majority PSP and GMS at PT Bank Syariah Indonesia Tbk	Hery Gunardi	Present
			Bob Tyasika Ananta	Present
			Ngatari	Present
			Tribuana Tunggadewi	Present
			Anton Sukarna	Present
			Ade Cahyo Nugroho	Present
			Zaidan Novari	Present
			Moh. Adib	Present
			Saladin Dharmanugraha Effendi	Present
			Grandhis Helmi Harumansyah	Present
6.	February 20, 2024	• Regulatory Issues Strategic Initiatives • Proposal of the 2024 ATM and CRM Procurement • Performance Report in January 2024	Hery Gunardi	Present
			Bob Tyasika Ananta	Present
			Ngatari	Present
			Tribuana Tunggadewi	Present
			Anton Sukarna	Present
			Ade Cahyo Nugroho	Present
			Zaidan Novari	Present
			Moh. Adib	Present
			Saladin Dharmanugraha Effendi	Present
			Grandhis Helmi Harumansyah	Present
7.	March 6, 2024	• Update on BSI & Mandiri H2H ATM Synergy Cooperation • Update on Safari Ramadhan 1445 H	Hery Gunardi	Present
			Bob Tyasika Ananta	Not present
			Ngatari	Present
			Tribuana Tunggadewi	Present
			Anton Sukarna	Present
			Ade Cahyo Nugroho	Not present
			Zaidan Novari	Present
			Moh. Adib	Present
			Saladin Dharmanugraha Effendi	Present
			Grandhis Helmi Harumansyah	Present

No	Date	Meeting Agenda	Meeting participants	Attendance
8.	March 14, 2024	Performance Report in February 2024	Hery Gunardi	Present
			Bob Tyasika Ananta	Present
			Ngatari	Present
			Tribuana Tunggadewi	Present
			Anton Sukarna	Present
			Ade Cahyo Nugroho	Present
			Zaidan Novari	Present
			Moh. Adib	Present
			Saladin Dharmanugraha Effendi	Present
			Grandhis Helmi Harumansyah	Present
9.	March 19, 2024	• March 2024 Projection • Fee Based Income Update • SME and Micro Update • SLIK Update	Hery Gunardi	Present
			Bob Tyasika Ananta	Present
			Ngatari	Present
			Tribuana Tunggadewi	Present
			Anton Sukarna	Present
			Ade Cahyo Nugroho	Present
			Zaidan Novari	Present
			Moh. Adib	Present
			Saladin Dharmanugraha Effendi	Present
			Grandhis Helmi Harumansyah	Present
10.	March 24, 2024	• IT Incident Management 3/23/2024 • Anticipating a spike in transactions ahead of Eid and Tax Payments on March 31, 2024	Hery Gunardi	Present
			Bob Tyasika Ananta	Present
			Ngatari	Present
			Tribuana Tunggadewi	Present
			Anton Sukarna	Present
			Ade Cahyo Nugroho	Present
			Zaidan Novari	Present
			Moh. Adib	Present
			Saladin Dharmanugraha Effendi	Present
			Grandhis Helmi Harumansyah	Present
11.	March 26, 2024	Operational Risk at KCP Rantau Prapat	Hery Gunardi	Present
			Bob Tyasika Ananta	Present
			Ngatari	Present
			Tribuana Tunggadewi	Not present
			Anton Sukarna	Present
			Ade Cahyo Nugroho	Present
			Zaidan Novari	Present
			Moh. Adib	Not present
			Saladin Dharmanugraha Effendi	Present
			Grandhis Helmi Harumansyah	Present
12.	April 3, 2024	• BSI University Update • Sirius Project Progress Update	Hery Gunardi	Present
			Bob Tyasika Ananta	Not present
			Ngatari	Not present
			Tribuana Tunggadewi	Present
			Anton Sukarna	Present
			Ade Cahyo Nugroho	Present
			Zaidan Novari	Present
			Moh. Adib	Present

No	Date	Meeting Agenda	Meeting participants	Attendance
			Saladin Dharmanugraha Effendi	Present
			Grandhis Helmi Harumansyah	Present
13.	April 23, 2024	Performance Report in March 2024	Hery Gunardi	Not present
			Bob Tyasika Ananta	Present
			Ngatari	Present
			Tribuana Tunggadewi	Not present
			Anton Sukarna	Present
			Ade Cahyo Nugroho	Not present
			Zaidan Novari	Present
			Moh. Adib	Present
			Saladin Dharmanugraha Effendi	Present
			Grandhis Helmi Harumansyah	Present
14	April 26, 2024	Request for Approval of Proposed Resolution of the 2023 Annual GMS	Hery Gunardi	Present
			Bob Tyasika Ananta	Present
			Ngatari	Present
			Tribuana Tunggadewi	Present
			Anton Sukarna	Present
			Ade Cahyo Nugroho	Present
			Zaidan Novari	Present
			Moh. Adib	Present
			Saladin Dharmanugraha Effendi	Present
			Grandhis Helmi Harumansyah	Present
15.	May 2, 2024	BSI Corporate Plan Update	Hery Gunardi	Present
			Bob Tyasika Ananta	Present
			Ngatari	Present
			Tribuana Tunggadewi	Present
			Anton Sukarna	Present
			Ade Cahyo Nugroho	Present
			Zaidan Novari	Present
			Moh. Adib	Present
			Saladin Dharmanugraha Effendi	Present
			Grandhis Helmi Harumansyah	Present
16.	May 7, 2024	TPF Development Strategy for Institutions	Hery Gunardi	Present
			Bob Tyasika Ananta	Not present
			Ngatari	Present
			Tribuana Tunggadewi	Present
			Anton Sukarna	Present
			Ade Cahyo Nugroho	Not present
			Zaidan Novari	Present
			Moh. Adib	Present
			Saladin Dharmanugraha Effendi	Present
			Grandhis Helmi Harumansyah	Present
17.	May 14, 2024	• Performance Report in April 2024 • Review on Branch Service & E-Channel	Hery Gunardi	Present
			Bob Tyasika Ananta	Not present
			Ngatari	Not present
			Tribuana Tunggadewi	Present
			Anton Sukarna	Present
			Ade Cahyo Nugroho	Present

No	Date	Meeting Agenda	Meeting participants	Attendance
			Zaidan Novari	Present
			Moh. Adib	Present
			Saladin Dharmanugraha Effendi	Not present
			Grandhis Helmi Harumansyah	Present
18	May 21, 2024	• BSI RKAP & RBB Review 2024-2026 • 5-Year Capital Strategy • Product Profitability & CM per Directorate	Hery Gunardi	Present
			Bob Tyasika Ananta	Not present
			Tribuana Tunggadewi	Not present
			Anton Sukarna	Not present
			Ade Cahyo Nugroho	Present
			Zaidan Novari	Present
			Saladin Dharmanugraha Effendi	Present
			Grandhis Helmi Harumansyah	Present
			Harry Gusti Utama	Present
			Ari Rizaldi	Present
19.	May 28, 2024	• Update on the Revision of BSI RBB 2024-2026 • Update on Fee Based Income • Proposed Authority to Decide on Final Price & Issuance Size Sustainability of BSI Sukuk • Request for Advancement & Charge of Operational Risk Incidents Related to Illegal Transactions Through BSI Net Banking and BSI Cash Management System (CMS)	Hery Gunardi	Present
			Bob Tyasika Ananta	Present
			Tribuana Tunggadewi	Present
			Anton Sukarna	Present
			Ade Cahyo Nugroho	Present
			Zaidan Novari	Not present
			Saladin Dharmanugraha Effendi	Present
			Grandhis Helmi Harumansyah	Present
			Harry Gusti Utama	Present
			Ari Rizaldi	Present
20	June 3, 2024	Approval on Organizational Structure	Hery Gunardi	Present
			Bob Tyasika Ananta	Present
			Tribuana Tunggadewi	Present
			Anton Sukarna	Present
			Ade Cahyo Nugroho	Present
			Zaidan Novari	Present
			Saladin Dharmanugraha Effendi	Present
			Grandhis Helmi Harumansyah	Present
			Harry Gusti Utama	Present
			Ari Rizaldi	Present
21.	June 4, 2024	• Approval on Alternate Director and Director of Supervisory • Update on IT Cash Management System (CMS)	Hery Gunardi	Present
			Bob Tyasika Ananta	Present
			Tribuana Tunggadewi	Present
			Anton Sukarna	Present
			Ade Cahyo Nugroho	Present
			Zaidan Novari	Present
			Saladin Dharmanugraha Effendi	Present
			Grandhis Helmi Harumansyah	Not present
			Harry Gusti Utama	Present
			Ari Rizaldi	Present
22.	June 7, 2024	Agenda HC	Hery Gunardi	Present
			Bob Tyasika Ananta	Present
			Tribuana Tunggadewi	Present
			Anton Sukarna	Present

No	Date	Meeting Agenda	Meeting participants	Attendance
			Ade Cahyo Nugroho	Present
			Zaidan Novari	Present
			Saladin Dharmanugraha Effendi	Present
			Grandhis Helmi Harumansyah	Present
			Harry Gusti Utama	Present
			Ari Rizaldi	Present
23.	June 11, 2024	• Performance Report in May 2024 • Treasury Directorate Work Plan Update • Retail Directorate Work Plan Update	Hery Gunardi	Present
			Bob Tyasika Ananta	Present
			Tribuana Tunggadewi	Present
			Anton Sukarna	Present
			Ade Cahyo Nugroho	Present
			Zaidan Novari	Not present
			Saladin Dharmanugraha Effendi	Present
			Grandhis Helmi Harumansyah	Present
			Harry Gusti Utama	Present
			Ari Rizaldi	Present
24.	June 19, 2024	• Human Capital Work Plan Update • Operation Work Plan Update	Hery Gunardi	Present
			Bob Tyasika Ananta	Present
			Tribuana Tunggadewi	Present
			Anton Sukarna	Present
			Ade Cahyo Nugroho	Present
			Zaidan Novari	Not present
			Saladin Dharmanugraha Effendi	Not present
			Grandhis Helmi Harumansyah	Not present
			Harry Gusti Utama	Present
			Ari Rizaldi	Present
25.	June 26, 2024	Level Up Strategy of Pawning Growth	Hery Gunardi	Present
			Bob Tyasika Ananta	Present
			Tribuana Tunggadewi	Present
			Anton Sukarna	Present
			Ade Cahyo Nugroho	Present
			Zaidan Novari	Not present
			Saladin Dharmanugraha Effendi	Present
			Grandhis Helmi Harumansyah	Present
			Harry Gusti Utama	Not present
			Ari Rizaldi	Not present
26.	July 9, 2024	• Performance Report in June 2024 • IT Governance Update	Hery Gunardi	Present
			Bob Tyasika Ananta	Present
			Tribuana Tunggadewi	Present
			Anton Sukarna	Present
			Ade Cahyo Nugroho	Present
			Zaidan Novari	Not present
			Saladin Dharmanugraha Effendi	Present
			Grandhis Helmi Harumansyah	Present
			Harry Gusti Utama	Present
			Ari Rizaldi	Present

No	Date	Meeting Agenda	Meeting participants	Attendance
27.	July 22, 2024	Bank's Soundness Level (TKB) dan Risk Monitoring Report Update	Hery Gunardi	Present
			Bob Tyasika Ananta	Present
			Tribuana Tunggadewi	Present
			Anton Sukarna	Present
			Ade Cahyo Nugroho	Present
			Zaidan Novari	Present
			Saladin Dharmanugraha Effendi	Present
			Grandhis Helmi Harumansyah	Present
			Harry Gusti Utama	Present
			Ari Rizaldi	Present
28.	July 30, 2024	• IT Project Update • TIRO Case Approval for KCP Banjarmasin Hasan Basri	Hery Gunardi	Present
			Bob Tyasika Ananta	Not present
			Tribuana Tunggadewi	Present
			Anton Sukarna	Present
			Ade Cahyo Nugroho	Not present
			Zaidan Novari	Present
			Saladin Dharmanugraha Effendi	Present
			Grandhis Helmi Harumansyah	Present
			Harry Gusti Utama	Present
			Ari Rizaldi	Present
29.	August 13, 2024	• Strategic Partnership Bancassurance (Bosporus) Approval • Performance Report in July 2024 • BSI Expo Implementation Results Report	Hery Gunardi	Present
			Bob Tyasika Ananta	Present
			Tribuana Tunggadewi	Present
			Anton Sukarna	Not present
			Ade Cahyo Nugroho	Present
			Zaidan Novari	Present
			Saladin Dharmanugraha Effendi	Present
			Grandhis Helmi Harumansyah	Present
			Harry Gusti Utama	Present
			Ari Rizaldi	Present
30	August 15, 2024	BSI Bankwide Organizational Structure	Hery Gunardi	Present
			Bob Tyasika Ananta	Present
			Tribuana Tunggadewi	Present
			Anton Sukarna	Present
			Ade Cahyo Nugroho	Present
			Zaidan Novari	Present
			Saladin Dharmanugraha Effendi	Present
			Grandhis Helmi Harumansyah	Present
			Harry Gusti Utama	Present
			Ari Rizaldi	Present
31.	August 22, 2024	• IT Maturity Update • Case Fraud & Action Plan Update	Hery Gunardi	Present
			Bob Tyasika Ananta	Present
			Tribuana Tunggadewi	Present
			Anton Sukarna	Present
			Ade Cahyo Nugroho	Present
			Zaidan Novari	Present
			Saladin Dharmanugraha Effendi	Present
			Grandhis Helmi Harumansyah	Present

No	Date	Meeting Agenda	Meeting participants	Attendance
			Harry Gusti Utama	Present
			Ari Rizaldi	Present
32.	September 3, 2024	• Current Account Improving Strategy • Case Fraud & Action Plan Update	Hery Gunardi	Present
			Bob Tyasika Ananta	Present
			Tribuana Tunggadewi	Present
			Anton Sukarna	Present
			Ade Cahyo Nugroho	Present
			Zaidan Novari	Present
			Saladin Dharmanugraha Effendi	Present
			Grandhis Helmi Harumansyah	Present
			Harry Gusti Utama	Present
			Ari Rizaldi	Present
33.	September 18, 2024	• Financial Performance in August 2024 & Financial Projection in December 2024 Update • Proposed General Policy of the Board of Directors for the 2025 RKAP • New Cash Management System (NCMS) Update • Update BSI Net Banking, Deploy EDC and ATM Update	Hery Gunardi	Present
			Bob Tyasika Ananta	Present
			Tribuana Tunggadewi	Present
			Anton Sukarna	Present
			Ade Cahyo Nugroho	Present
			Zaidan Novari	Present
			Saladin Dharmanugraha Effendi	Present
			Grandhis Helmi Harumansyah	Present
			Harry Gusti Utama	Present
			Ari Rizaldi	Present
34.	September 24, 2024	• Request for Settlement of KLH Debt for Nature Swap Program (BPDLH Kemenkeu) • Update on Consumer Financing Quality • Proposal and Progress of BSI Tower Development	Hery Gunardi	Present
			Bob Tyasika Ananta	Present
			Tribuana Tunggadewi	Present
			Anton Sukarna	Present
			Ade Cahyo Nugroho	Present
			Zaidan Novari	Present
			Saladin Dharmanugraha Effendi	Present
			Grandhis Helmi Harumansyah	Present
			Harry Gusti Utama	Present
			Ari Rizaldi	Present
35.	October 7, 2024	• CGPI Reporting Update 2023 • Proposal to Eliminate Legacy Overdraft Accounts • Follow-up on Organizational Structure Changes	Hery Gunardi	Present
			Bob Tyasika Ananta	Present
			Tribuana Tunggadewi	Present
			Anton Sukarna	Present
			Ade Cahyo Nugroho	Present
			Zaidan Novari	Not present
			Saladin Dharmanugraha Effendi	Not present
			Grandhis Helmi Harumansyah	Present
			Harry Gusti Utama	Not present
			Ari Rizaldi	Present
36	October 15, 2024	• Performance Report in September 2024 • Bankwide Collectibility Update for Financing Segments	Hery Gunardi	Present
			Bob Tyasika Ananta	Present
			Tribuana Tunggadewi	Present
			Anton Sukarna	Present
			Ade Cahyo Nugroho	Not present
			Zaidan Novari	Not present

No	Date	Meeting Agenda	Meeting participants	Attendance
			Saladin Dharmanugraha Effendi	Present
			Grandhis Helmi Harumansyah	Present
			Harry Gusti Utama	Present
			Ari Rizaldi	Present
37.	October 22, 2024	• RKAP, RBB & RAKB Update • SME & Micro Banking Update • Treasury & Global Market Update	Hery Gunardi	Present
			Bob Tyasika Ananta	Present
			Tribuana Tunggadewi	Present
			Anton Sukarna	Present
			Ade Cahyo Nugroho	Present
			Zaidan Novari	Present
			Saladin Dharmanugraha Effendi	Present
			Grandhis Helmi Harumansyah	Present
			Harry Gusti Utama	Present
			Ari Rizaldi	Present
38.	November 5, 2024	• Update Data Analytics • SME & Micro Banking Update • Fee Based Income (FBI) Update	Hery Gunardi	Present
			Bob Tyasika Ananta	Present
			Tribuana Tunggadewi	Present
			Anton Sukarna	Present
			Ade Cahyo Nugroho	Present
			Zaidan Novari	Present
			Saladin Dharmanugraha Effendi	Present
			Grandhis Helmi Harumansyah	Present
			Harry Gusti Utama	Present
			Ari Rizaldi	Not present
39	November 12, 2024	• Strategic Initiatives to Strengthen the Implementation of Sharia Risk Management and Governance • Update on Performance Report in October 2024	Hery Gunardi	Present
			Bob Tyasika Ananta	Present
			Tribuana Tunggadewi	Present
			Anton Sukarna	Not present
			Ade Cahyo Nugroho	Present
			Zaidan Novari	Present
			Saladin Dharmanugraha Effendi	Present
			Grandhis Helmi Harumansyah	Present
			Harry Gusti Utama	Present
			Ari Rizaldi	Present
40.	November 19, 2024	• Update on Personal Data Protection (PDP) • Update on Bulion Bank	Hery Gunardi	Present
			Bob Tyasika Ananta	Present
			Tribuana Tunggadewi	Not present
			Anton Sukarna	Present
			Ade Cahyo Nugroho	Present
			Zaidan Novari	Present
			Saladin Dharmanugraha Effendi	Present
			Grandhis Helmi Harumansyah	Present
			Harry Gusti Utama	Present
			Ari Rizaldi	Present
41.	November 26, 2024	• Update Data Analytic • Current Update Card Business Group	Hery Gunardi	Present
			Bob Tyasika Ananta	Present
			Tribuana Tunggadewi	Present
			Anton Sukarna	Present

No	Date	Meeting Agenda	Meeting participants	Attendance
			Ade Cahyo Nugroho	Not present
			Zaidan Novari	Present
			Saladin Dharmanugraha Effendi	Present
			Grandhis Helmi Harumansyah	Not present
			Harry Gusti Utama	Not present
			Ari Rizaldi	Present
42.	December 2, 2024	• Macro Economy Update and Direction of Prabowo-Gibran Government Policy • Business Achievement Forecast 31 Dec 2024	Hery Gunardi	Present
			Bob Tyasika Ananta	Present
			Tribuana Tunggadewi	Present
			Anton Sukarna	Present
			Ade Cahyo Nugroho	Not present
			Zaidan Novari	Present
			Saladin Dharmanugraha Effendi	Present
			Grandhis Helmi Harumansyah	Not present
			Harry Gusti Utama	Present
			Ari Rizaldi	Present
43.	December 13, 2024	• Wholesale Transaction Banking Implementation in Regions and New Cash Management System (NCMS) Business Progress • Consumer Business Update	Hery Gunardi	Present
			Bob Tyasika Ananta	Not present
			Tribuana Tunggadewi	Present
			Anton Sukarna	Not present
			Ade Cahyo Nugroho	Present
			Zaidan Novari	Present
			Saladin Dharmanugraha Effendi	Present
			Grandhis Helmi Harumansyah	Present
			Harry Gusti Utama	Not present
			Ari Rizaldi	Present
44.	December 17, 2024	• Custody Business Update • Dual CIF Action Plan and Data Cleansing Update • IT and Operational System Preparation Update Ahead of New Year Holiday	Hery Gunardi	Present
			Bob Tyasika Ananta	Present
			Tribuana Tunggadewi	Present
			Anton Sukarna	Present
			Ade Cahyo Nugroho	Not present
			Zaidan Novari	Present
			Saladin Dharmanugraha Effendi	Present
			Grandhis Helmi Harumansyah	Present
			Harry Gusti Utama	Present
			Ari Rizaldi	Present
45	December 31, 2024	Projection of Target Achievement by December 31, 2024: Report of Director of Business, Finance, Risk and Operation	Hery Gunardi	Not present
			Bob Tyasika Ananta	Present
			Tribuana Tunggadewi	Present
			Anton Sukarna	Present
			Ade Cahyo Nugroho	Present
			Zaidan Novari	Present
			Saladin Dharmanugraha Effendi	Present
			Grandhis Helmi Harumansyah	Present
			Harry Gusti Utama	Present
			Ari Rizaldi	Present

The agenda and participants of the joint meeting of the Board of Commissioners and the Board of Directors have been presented in the Board of Commissioners' Meeting section of the Corporate Governance Chapter in this Annual Report.

Frequency and Attendance of Board of Directors Meetings

Table of Frequency and Attendance of Board of Directors Meetings

Name	Position	Board of Directors Meeting			Joint Meeting of the Board of Directors and the Board of Commissioners			GMS		
		Number and Percentage of Attendance			Number and Percentage of Attendance			Number and Percentage of Attendance		
		Number of Meetings	Number of Attendance	Percentage	Number of Meetings	Number of Attendance	Percentage	Number of Meetings	Number of Attendance	Percentage
Hery Gunardi	President Director	40	39	97,5 %	11	9	81,9%	1	1	100%
Bob Tyasika Ananta	Deputy President Director	40	34	85 %	11	10	90,9%	1	1	100%
Ngatari*	Director of Retail Banking	17	15	88,2 %	4	2	50%	1	1	100%
Harry Gusti Utama**	Director of Retail Banking	23	21	91,3 %	8	8	100%	-	-	-
Tribuana Tunggadewi	Director of Compliance & Human Capital	40	35	87,5 %	11	7	63,6%	1	1	100%
Anton Sukarna	Director of Sales & Distribution	40	37	92,5 %	12	12	100%	1	1	100%
Ade Cahyo Nugroho	Director of Finance & Strategy	40	33	82,5 %	12	10	83,3%	1	1	100%
Zaidan Novari	Director of Wholesale Transaction Banking	40	33	82, 5 %	12	9	75%	1	1	100%
Moh. Adib*	Director of Treasury & International Banking	17	15	88,2 %	4	4	100%	1	1	100%
Ari Rizaldi**	Director of Treasury & International Banking	23	21	91,3 %	8	6	75%	-	-	-
Saladin Dharmanugraha Effendi	Director of Information Technology	40	37	92,5 %	12	12	100%	1	1	100%
Grandhis Helmi Harumansyah	Director of Risk Management	40	37	92,5 %	8	8	66,7%	1	1	100%

*Stop serving since dated May 17, 2024. **Starting to serve since dated May 17, 2024.

Competency Training and/or Improvement of Member of The Board Of Directors

The policy related to improving the competence of the Board of Directors is regulated in the Human Capital Standard Operating Procedure which aims to ensure that each member of the Board of Directors has adequate knowledge and skills in carrying out their duties and responsibilities. The competence development program includes training, workshops, and other activities designed to improve competence in accordance with the latest developments in the Bank's industry and business. Each member of the Board of Directors is required to participate in the competence development program periodically to ensure that they continue to have relevant understanding and can make the right decisions. The Board of Directors' participation in improving competence during 2024 is as follows

Name	Position	Training Name	Date/Place	Organizer
Hery Gunardi	President director	Knowledge Sharing Forum Series 1 Year 2024	Jakarta/Wednesday, January 10, 2024	Bank Syariah Indonesia University
		Ministry of SOEs Workshop: Strategic Approach to Risk Management towards SOE's Business Sustainability	Bali/Friday, January 19, 2024	BUMN Ministry Indonesia
		Digital & Transaction Strategic Direction Workshop in 2024: Level Up To The Next Journey	Batam/Saturday, January 20, 2024	Bank Syariah Indonesia University

Name	Position	Training Name	Date/Place	Organizer
		Top Executive Learning Program (TELP) - Series II: Leadership Transformation	Jakarta/Monday, February 26, 2024	Bank Syariah Indonesia University
		The 6th International Wealth Management Conference 2024 Theme: Crafting Resilient Portfolios and Scaling Advisory Services Amidst Volatile Markets	Jakarta/Wednesday, April 24, 2024	Certified Wealth Managers' Association (CWMA)
		Level 7 Alignment Seminar for Directors Holding Level 5 Risk Management Certificate	Jakarta/ Wednesday-Thursday, June 5-6, 2024	Bankers Association for Risk Management (BARA)
		Program International Strategy Governance for Boards.	Lausanne Switzerland/ Monday-Tuesday, September 30 - October 1, 2024	IMD Lausanne Swiss
		Top Executive Learning Program (TELP) - December 2024 Theme: Execution Matters: Plans Change Nothing	Jakarta/ Tuesday, December 17, 2024	Bank Syariah Indonesia University
		Sharing Session at the National Working Meeting (RAKERNAS) of PT Bank Syariah Indonesia Tbk by Juan Hasang Enterprise Solution Architect Manager AWS Indonesia	Bandung, Friday, December 20, 2024	Bank Syariah Indonesia
Bob Tyasika Ananta	Deputy President Director	Knowledge Sharing Forum Series 1 Year 2024	Jakarta/Wednesday, January 10, 2024	Bank Syariah Indonesia University
		Ministry of BUMN Workshop Theme: Strategic Approach to Risk Management towards SOE's Business Sustainability	Bali/Friday, January 19, 2024	BUMN Ministry Indonesia
		Digital & Transaction Strategic Direction Workshop in 2024: Level Up To The Next Journey	Batam/Saturday, January 20, 2024	Bank Syariah Indonesia University
		Focus Group Discussion (FGD) - Financial Services Authority (OJK) Theme: Implementation of Financial Literacy and Inclusion Activity Implementation Strategy in 2024	Jakarta/Friday, January 26, 2024	Otoritas Jasa Keuangan (OJK)
		Top Executive Learning Program (TELP) - Series II: Leadership Transformation	Jakarta/Monday, February 26, 2024	Bank Syariah Indonesia University
		The 6th International Wealth Management Conference 2024 Theme: Crafting Resilient Portfolios and Scaling Advisory Services Amidst Volatile Markets	Jakarta/Wednesday, April 24, 2024	Bank Syariah Indonesia University
		Level 7 Alignment Seminar for Directors Holding Level 5 Risk Management Certificate	Jakarta/Tuesday - Wednesday, May 7 - 8, 2024	Bankers Association for Risk Management (BARA)
		Level 7 Alignment Seminar for Directors Holding Level 5 Risk Management Certificate	Jakarta/Monday, May 20, 2024	JMS Education
		Competency Certification Qualification 7 - Banking Risk Management Field	Jakarta/Monday, June 24, 2024	Lembaga Sertifikasi Keuangan Syariah (LSPKS)
		Workshop - Monitoring ESG Implementation in Mandiri Group and Sharing Best Practice related to ESG Framework & Disclosure	Jakarta/Thursday, July 25, 2024	PT Bank Mandiri (Persero) Tbk
		Training The DIFSS 2024 - Durham Islamic Finance Summer School 2024	England/Monday, July 29, 2024 - Friday, August 02, 2024	Bank Syariah Indonesia University
		Sharing Session Mandiri Board Forum Q3 2024 Theme: Strategic Innovation in Conglomerates for Market Domination	Jakarta/Friday, August 09, 2024	PT Bank Mandiri (Persero) Tbk
		Focus Group Discusson (FGD) Bank Indonesia Theme : Enhancing Fraud Detection System to Strengthen Cybersecurity Resilience in the Payment System Industry	Jakarta/Tuesday, August 27, 2024	Bank Indonesia

Name	Position	Training Name	Date/Place	Organizer
		Mandiri Leadership Forum Workshop Theme: Championing The Future Admist Great Challenge Through Transformational Leadership	Batam/Thursday, August 29, 2024	PT Bank Mandiri (Persero) Tbk
		Sharing Session Mandiri Board Forum Q3 2024 Theme: Collborative Future - Paving Pathways For Better Indonesia	Jakarta/Friday, November 15, 2024	PT Bank Mandiri (Persero) Tbk
		Top Executive Learning Program (TELP) - December 2024 Theme : Execution Matters: Plans Change Nothing	Jakarta/Tuesday, December 17, 2024	Bank Syariah Indonesia University
		Sharing Session at the National Working Meeting (RAKERNAS) of PT Bank Syariah Indonesia Tbk by Juan Hasang Enterprise Solution Architect Manager AWS Indonesia Topic: Bank of The Future	Bandung/Friday, December 20, 2024	PT Bank Syariah Indonesia Tbk
Ngatari*	Director of Retail Banking	Series 1 2024 Tema: Gen AI Seasons Knowledge Sharing Forum Series 1 Year 2024 Theme: Gen AI Seasons Speaker: Gautam Gorki - Partner, Deloitte SEA and Head, Data & AI For FSI	Jakarta, Wednesday, January 10 2024	Bank Syariah Indonesia University
		TELP series 2 with the theme Leadership Transformation	Jakarta, Wednesday, January 10 2024	Bank Syariah Indonesia University
		Macroprudential Discussion Forum with the Topic "Banking Funding and Lending Strategy"	Jakarta, Wednesday, January 10 2024	Bank Indonesia
		SME Financing Seminar	Jakarta, Wednesday, January 10 2024	Investor Trust
Harry Gusti Utama**	Director of Retail Banking	Level 7 Alignment Seminar for Directors Holding Level 5 Risk Management Certificate	Jakarta/ Wednesday-Thursday, June 5-6, 2024	Bankers Association for Risk Management (BARA)
		Certification of Qualifications in 7 Fields of Banking Risk Management	Jakarta/Wednesday, June 26, 2024	Lembaga Sertifikasi Profesi Keuangan Syariah - LSPKS
		Basic Training in Sharia Banking	Online/Thursday-Friday, July 4-5, 2024	LPPI
		Sharing Session at the National Working Meeting (RAKERNAS) of PT Bank Syariah Indonesia Tbk by Juan Hasang Enterprise Solution Architect Manager AWS Indonesia Topic: Bank of The Future	Bandung/Friday, December 20, 2024	PT Bank Syariah Indonesia Tbk
Tribuana Tunggadewi	Director of Compliance & Human Capital	Knowledge Sharing Forum Series 1 Year 2024	Jakarta/Wednesday, January 10, 2024	Bank Syariah Indonesia University
		Banking Risk Management Refreshment Level 5 Theme: Managing Legal, Compliance, Reputation and Strategic Risks	Online/Thursday, January 25, 2024	Bank Syariah Indonesia University, Maisa Edukasi
		Banking Risk Management Refreshment Level 5: Managing Insurance Risk, Intra Group Transaction Risk, Stress & Back Testing and Analyzing Information System Needs	Online/Friday, January 26, 2024	Bank Syariah Indonesia University
		Top Executive Learning Program (TELP) - Series II 2024 Theme: Leadership Transformation	Jakarta/Monday, February 26, 2024	Bank Syariah Indonesia University
		Seminar Agenda: Optimizing the Role of the Financial Industry to Prevent Green Financial Crime and Other Predicate Crimes	Jakarta/Monday, April 29, 2024	Forum Komunikasi Direktur Kepatuhan Perbankan (FKDKP)
		Seminar Agenda: Level 7 Alignment for Directors Holding Level 5 Risk Management Certificate	Jakarta/Wednesday-Thursday, May 7-8, 2024	Bankers Association for Risk Management (BARA)
		Seminar Agenda: Level 7 Alignment for Directors Holding Level 5 Risk Management Certificate	Jakarta/Monday, May 20, 2024	Forum Komunikasi Direktur Kepatuhan Perbankan (FKDKP)

Name	Position	Training Name	Date/Place	Organizer
		Seminar Agenda: Grand Syaikh & Launching BSI Scholarship 2024	Jakarta/Thursday, June 20, 2024	PT Bank Syariah Indonesia Tbk Bank Syariah Indonesia University Corporate Secretary & Communication Group
		Seminar Agenda: Financial Education Activities for Mothers/ Women "My Mother SiCantiks: Financially Smart Mother, Creating a Prosperous Family"	Jakarta/Tuesday, June 25, 2024	Otoritas Jasa Keuangan (OJK)
		Webinar Agenda: Cybercrime Management, including Online Gambling as a Predicate Crime of Money Laundering	Jakarta/Wednesday, July 17, 2024	Otoritas Jasa Keuangan (OJK)
		Mandiri Leadership Forum Workshop	Jakarta/Thursday, August 29, 2024	PT Bank Mandiri (Persero) Tbk
		Sharia Pocket Book Alignment Workshop, FAQ and Sharia Video Campaign	Bandung/Monday, September 9, 2024	PT Bank Syariah Indonesia Tbk
		Deputy Minister of SOEs Workshop "SOE's Strategic Program and Risk Management for Indonesia's Future"	Jakarta/Friday, September 13, 2024	Kementerian BUMN
		Employee & Industrial Relations Conference 2024 Forum Human Capital Indonesia (FHCI) BUMN	Bali/Friday, September 20, 2024	Forum Human Capital Indonesia (FHCI) BUMN
		Becoming a Moderator in the FKDKP Webinar with the theme "ESG, Banking Aspects to Encourage the Achievement of SDG's (Sustainable Development Goals)"	Onlien/Friday, September 27, 2024	Forum Komunikasi Direktur Kepatuhan Perbankan (FKDKP)
		OJK FGD on Similar Perceptions of General Bank Management and Ownership Licensing	Bali/Tuesday, October 8, 2024	Otoritas Jasa Keuangan
		FKDKP Webinar with the Theme: "Economic Prospects in 2025 Achieving Golden Indonesia 2045"	Online/Wednesday, December 11, 2024	Forum Komunikasi Direktur Kepatuhan Perbankan (FKDKP)
		Top Executive Learning Program (TELP) - December 2024 Theme: Execution Matters: Plans Change Nothing	Jakarta/Tuesday, December 17, 2024	Bank Syariah Indonesia University
		Sharing Session at the National Working Meeting (RAKERNAS) of PT Bank Syariah Indonesia Tbk by Juan Hasang Enterprise Solution Architect Manager AWS Indonesia Topic: Bank of The Future	Bandung/Friday, December 20, 2024	PT Bank Syariah Indonesia Tbk
Anton Sukarna	Director of Sales & Distribution	Knowledge Sharing Forum Series 1 Year 2024	Jakarta/Wednesday, January 10, 2024	Bank Syariah Indonesia University
		Digital & Transaction Strategic Direction Workshop in 2024: Level Up To The Next Journey	Batam/Saturday, January 20, 2024	Bank Syariah Indonesia University
		Banking Risk Management Refreshment Level 5 Theme: Managing Legal, Compliance, Reputation and Strategic Risks	Online/Thursday, January 25, 2024	Bank Syariah Indonesia University, Maisa Edukasi
		Banking Risk Management Refreshment Level 5: Managing Insurance Risk, Intra Group Transaction Risk, Stress & Back Testing and Analyzing Information System Needs	Online/Friday, January 26, 2024	Bank Syariah Indonesia University
		Forum Group Discussion (FGD) with the Ministry of State-Owned Enterprises and Commission VI of the Indonesian House of Representatives	Jakarta/Tuesday, February 13, 2024	CSG
		Board Forum Q1 2024 BMRI	Bandung/Friday, February 23, 2024	PT Bank Mandiri (Persero) Tbk

Name	Position	Training Name	Date/Place	Organizer
		Top Executive Learning Program (TELP) - Series II: Leadership Transformation	Jakarta/Monday, February 26, 2024	Bank Syariah Indonesia University
		Macroprudential Discussion Forum with the Topic "Banking Funding and Lending Strategy"	Jakarta/Monday, March 4, 2024	Bank Indonesia
		Level 7 Alignment Seminar for Directors Holding Level 5 Risk Management Certificate	Jakarta/Wednesday-Thursday, June 5-6, 2024	Bankers Association for Risk Management (BARA)
		PRODUCTIVITY SALES FOR REGIONAL CEO	Jakarta / July 05-07 , 2024	Bank Syariah Indonesia University
		Steward Leadership Impact Training Program	Thailand/ Monday - Friday, November 11-15, 2024	Bank Syariah Indonesia University
		KSF Direktorat Sales and Distribution	Jakarta/ Monday, November 25, 2024	Bank Syariah Indonesia University
		Sharing Session at the National Working Meeting (RAKERNAS) of PT Bank Syariah Indonesia Tbk by Juan Hasang Enterprise Solution Architect Manager AWS Indonesia Topic: Bank of The Future	Bandung/Friday, December 20, 2024	PT Bank Syariah Indonesia Tbk
Ade Cahyo Nugroho	Direktur Finance & Strategy	Knowledge Sharing Forum (KSF) - Series I Year 2024 - "Gen All Seasons"	Jakarta/Wednesday, January 10, 2024	Bank Syariah Indonesia University
		Ministry of BUMN Workshop Theme: Strategic Approach to Risk Management towards SOE's Business Sustainability	Bali/ Friday, January 19, 2024	Kementerian BUMN RI
		Top Executive Learning Program (TELP) - Series II: Leadership Transformation	Jakarta/Monday, February 26, 2024	Bank Syariah Indonesia University
		Sharing Sessions Theme: Success Story Al Rajhi - Kearney	Jakarta/Monday, March 18, 2024	Bank Syariah Indonesia University
		Meeting Kearney x BSI - Sharing Session Building a Digital Ecosystem in Al Rajhi's Consumer Retail Business	Jakarta/ Thursday, April 4, 2024	Bank Syariah Indonesia University
		Workshop Alignment for Compiling Corporate Plan 2025-2029	Jakarta/ Thursday, May 2, 2024	SISM, Mandiri
		Level 7 Alignment Seminar for Directors Holding Level 5 Risk Management Certificate	Jakarta/Wednesday-Thursday, July 3-4, 2024	Bankers Association for Risk Management (BARA)
		Workshop Alignment Corporate Plan Bank Mandiri 2025-2029 (Part II)	Jakarta/ Friday, July 19, 2024	SISM, Mandiri
		Sharing Session Board Forum Q2 2023 Theme: Strategic Innovation in Conglomerates for Market Domination Managing Director of Lippo	Jakarta/ Friday, August 9, 2024	PT Bank Mandiri (Persero) Tbk
		Mandiri Leadeship Forum Workshop	Batam/ Thursday, August 29, 2024	PT Bank Mandiri (Persero) Tbk
		Sharing Session Board Forum Q3 2024 Theme: Paving Pathways For Better Indonesia	Jakarta/ Friday, November 15, 2024	PT Bank Mandiri (Persero) Tbk
		Top Executive Learning Program (TELP) - December 2024 Theme: Execution Matters: Plans Change Nothing	Jakarta/Tuesday, December 17, 2024	Bank Syariah Indonesia University
		Sharing Session at the National Working Meeting (RAKERNAS) of PT Bank Syariah Indonesia Tbk by Juan Hasang Enterprise Solution Architect Manager AWS Indonesia Topic: Bank of The Future	Bandung/Friday, December 20, 2024	PT Bank Syariah Indonesia Tbk
Zaidan Novari	Director of Wholesale Transaction Banking	Knowledge Sharing Forum Series 1 Year 2024	Jakarta/Wednesday, January 10, 2024	Bank Syariah Indonesia University
		Digital & Transaction Strategic Direction Workshop in 2024: Level Up To The Next Journey	Batam/Saturday, January 20, 2024	Bank Syariah Indonesia University

Name	Position	Training Name	Date/Place	Organizer
		Top Executive Learning Program (TELP) - Series II: Leadership Transformation	Jakarta/Monday, February 26, 2024	Bank Syariah Indonesia University
		Seminar Agenda: Level 7 Alignment Seminar for Directors Holding Level 5 Risk Management Certificate	Wednesday-Thursday, June 5-6, 2024	Bankers Association for Risk Management (BARA)
		Seminar Agenda: Level 7 Alignment Seminar for Directors Holding Level 5 Risk Management Certificate	Tuesday, September 10, 2024	Bank Syariah Indonesia University
		Training Executive Development : Durham Islamic Finance Summer School 2024	Monday-Friday, October 7-11, 2024	London Business School
		Top Executive Learning Program (TELP) - December 2024 Theme: Execution Matters: Plans Change Nothing	Jakarta/Tuesday, December 17, 2024	Bank Syariah Indonesia University
		Sharing Session at the National Working Meeting (RAKERNAS) of PT Bank Syariah Indonesia Tbk by Juan Hasang Enterprise Solution Architect Manager AWS Indonesia Topic: Bank of The Future	Bandung/Friday, December 20, 2024	PT Bank Syariah Indonesia Tbk
Moh. Adib*	Director of Treasury & International Banking	Knowledge Sharing Forum Series 1 Tahun 2024 Tema: Gen AI Seasons	Jakarta, Thursday, 10 Januari 2024	Bank Syariah Indonesia University
		Attending the OJK Webinar on Strategies to Accelerate Sharia Financial Market Share	Online, Thursday, 10 Januari 2024	OJK
		Resource person in the Talkshow event at the Banten Halal Festival Ramadhan	Jakarta, Tuesday, 2 April 2024	IDN/KDEKS, BI, MES, KNEKS
Ari Rizaldi**	Director of Treasury & International Banking	MR Recertification Provision Level 7	Online/Monday, June 24, 2024	Bank Syariah Indonesia University
		MR Recertification Exam Level 7	Jakarta/Wednesday, June 26, 2024	Bank Syariah Indonesia University
		Seminar Agenda: Executive Overview of Islamic Banking	Online/Thursday - Friday, July 4 - 5, 2024	Bank Syariah Indonesia University
		Assessor Upgrading Workshop on MUK Version 2023 Batch IV	Saturday, July 6, 2024	Lembaga Sertifikasi Profesional Perbankan (LSPP)
		Seminar Agenda: Level 7 Alignment Seminar for Directors Holding Level 5 Risk Management Certificate	Wednesday-Thursday, September 4-5, 2024	Lembaga Sertifikasi Profesi Keuangan Syariah - LSPKS
		Top Executive Learning Program (TELP) - December 2024 Theme: Execution Matters: Plans Change Nothing	Jakarta/Tuesday, December 17, 2024	Bank Syariah Indonesia University
		Sharing Session at the National Working Meeting (RAKERNAS) of PT Bank Syariah Indonesia Tbk by Juan Hasang Enterprise Solution Architect Manager AWS Indonesia Topic: Bank of The Future	Bandung/Friday, December 20, 2024	PT Bank Syariah Indonesia Tbk
Saladin Dharmanugraha Effendi	Director of Information Technology	Knowledge Sharing Forum Series 1 Year 2024	Jakarta/Wednesday, January 10, 2024	Bank Syariah Indonesia University
		Workshop Digital & Transaction Strategic Direction Tahun 2024 : Level Up To The Next Journey	Batam/Saturday, January 20, 2024	Bank Syariah Indonesia University
		Board Forum Q1 2024 BMRI	Bandung/Thursday, February 22, 2024	PT Bank Mandiri (Persero) Tbk
		Top Executive Learning Program (TELP) - Series II: Leadership Transformation	Jakarta/Monday, February 26, 2024	Bank Syariah Indonesia University

Name	Position	Training Name	Date/Place	Organizer
		Level 7 Alignment Seminar for Directors Holding Level 5 Risk Management Certificate	Jakarta/Wednesday-Thursday, June 5-6, 2024	Bankers Association for Risk Management (BARA)
		Level 7 Risk Management Recertification	Jakarta/Wednesday, July 17, 2024	Bank Syariah Indonesia University
		Top Executive Learning Program (TELP) - December 2024 Theme: Execution Matters: Plans Change Nothing	Jakarta/Tuesday, December 17, 2024	Bank Syariah Indonesia University
		Sharing Session at the National Working Meeting (RAKERNAS) of PT Bank Syariah Indonesia Tbk by Juan Hasang Enterprise Solution Architect Manager AWS Indonesia Topic: Bank of The Future	Bandung/Friday, December 20, 2024	PT Bank Syariah Indonesia Tbk
Grandhis Helmi Harumansyah	Director of Risk Management	Knowledge Sharing Forum Series 1 Year 2024	Jakarta/Wednesday, January 10, 2024	Bank Syariah Indonesia University
		Digital & Transaction Strategic Direction Workshop in 2024: Level Up To The Next Journey	Batam/Saturday, January 20, 2024	Bank Syariah Indonesia University
		Top Executive Learning Program (TELP) - Series II: Leadership Transformation	Jakarta/Monday, February 26, 2024	Bank Syariah Indonesia University
		Level 7 Alignment Seminar for Directors Holding Level 5 Risk Management Certificates	Jakarta/Wednesday-Thursday, June 19-20, 2024	Bankers Association for Risk Management (BARA)
		Assessment Tool Upgrading Program Version 2023	Jakarta/Saturday, June 22, 2024	LSP-LSPP
		International Risk Management Seminar	Bali/Thursday, June 27, 2024	Bank Indonesia
		Draft of Indonesian National Work Competency Standards (RSKKNI) in Banking Risk Management	Surabaya/Monday, July 08, 2024	OJK
		Risk Management Recertification Level 7	Jakarta/Wednesday, July 17, 2024	Lembaga Sertifikasi Profesi Keuangan Syariah - LSPKS
		Sharia Financial Access Education and Business Meeting Forum (FEBIS) and Sharia Financial Inclusive Islamic Boarding School Ecosystem (EPIKS)	Aceh/Tuesday, July 23, 2024	OJK
		Nusantara Sharia Economic Forum 2024	Jakarta/Tuesday, July 30, 2024	NET TV
		Business Essential Program Batch III 2024	Jakarta/Monday, October 7	BUMN
		Risk & Governance Summit 2024	Jakarta/Tuesday, November 26, 2024	OJK
		AI for Leaders Leveraging Data Analytics	Singapore/Monday-Friday, December 2-6, 2024	National University of Singapore
		Top Executive Learning Program (TELP) - December 2024 Theme: Execution Matters: Plans Change Nothing	Jakarta/Tuesday, December 17, 2024	Bank Syariah Indonesia University
		Sharing Session at the National Working Meeting (RAKERNAS) of PT Bank Syariah Indonesia Tbk by Juan Hasang Enterprise Solution Architect Manager AWS Indonesia Topic: Bank of The Future	Bandung/Friday, December 20, 2024	PT Bank Syariah Indonesia Tbk

*Stop serving since dated May 17, 2024.
**Starting to serve since dated May 17, 2024.

Orientation Program for New Board of Directors

The Directors, who have been appointed in the GMS, must follow the orientation program coordinated by the Corporate Secretary. The orientation program is carried out by delivering materials related to the Bank, including:

1. Introduction to the Bank's Vision and Mission
2. Corporate Plan
3. Bank Business Plan
4. Company Work Plan and Budget
5. Introduction to Islamic Banking
6. Risk Management
7. Corporate Governance
8. Introduction to Bank Culture

The implementation of the orientation program for the new Directors, such as Mr. Harry Gusti Utama and Mr. Ari Rizaldi, had been carried out as follows.

No	Date/ Time	Agenda	Group	Speaker	Venue
1	Monday, June 3, 2024 (09.00-10.30)	Corporate Plan	CAG	Bp. Jiwo Sukarno	The Tower 7th Floor
2	Wednesday, June 5, 2024 (09.00-10.30)	*Risk Profile* BSI	OPR	Ibu Indriati Tri Handayani	
3	Thursday, June 6, 2024 (09.00-10.30)	Bank Business Plan	SPM	Bp. Diaz Hartadi	
4	Friday, June 7, 2024 (09.00-10.30)	Introduction to Sharia and Sharia Contracts	Bank Syariah Indonesia University	Bp. Bambang Sutrisno Bp. Saptono Budi Satryo	
5	Monday, June 10, 2024 (09.00-10.30)	One Culture	Bank Syariah Indonesia University	Bp. Bambang Sutrisno Ibu Nurdianah Habibie	
6	Wednesday, June 12, 2024 (09.00-10.30)	Good Corporate Governance, Fit and Proper Test	CPG	Ibu Rosalina Dewi	

Implementation of The Board of Directors' Duties

During 2024, the Board of Directors has carried out duties and responsibilities, including:

1. Implementing a GMS consisting of 1 (one) Annual GMS.
2. Preparing the Company's Long-Term Plan (RJPP), Bank Business Plan (RBB), Company Work and Budget Plan (RKAP), Sustainable Financial Action Plan (RAKB) and other work plans.
3. Preparing the Annual Report, Financial Report and Sustainability Report.
4. Ensuring that the Bank's accounting system is in accordance with financial accounting standards and internal control principles, especially in terms of management, recording, deviations and financial supervision.
5. Implementing internal meetings of the Board of Directors and with related groups.
6. Ensuring the adequacy of processes and systems to identify, assess and control risks faced by the Bank.
7. Creating a clear organizational structure, tasks and determining responsibilities including the appointment of management.

Board of Directors and the Basis for Assessment

In carrying out the scope of their respective duties and responsibilities, the Board of Directors is assisted by 7 (seven) Committees under the Board of Directors, consisting of:

1. Risk Management Committee
2. IT Steering Committee
3. Policy & Procedure Committee
4. Business Committee
5. Human Resources Committee
6. Asset and Liability Committee
7. Steering Committee Crisis Management – Business Continuity Management

The performance assessment of the Committees under the Board of Directors is carried out annually based on the implementation of tasks and meetings that have been carried out by each committee during the financial year. Based on the assessment carried out by the Board of Directors, during 2024 all Committees under the Board of Directors have carried out their duties and responsibilities.

Performance Assessment of Committees Under the

Resignation and Dismissal Mechanism for Directors

The term of office of a member of the Board of Directors ends if:

1. His/her term of office ends in accordance with the provisions of the Bank's Articles of Association.
2. His/her resignation has been effective in accordance with the provisions of the applicable Articles of Association.
3. No longer meets the requirements as a member of the Board of Directors based on the provisions.
4. The Articles of Association and laws and regulations.
5. Deceases.
6. Dismissed based on GMS resolutions.
7. Declared bankrupt by a Commercial Court that has legal standing or seized under guardianship based on a court decision.

A member of the Board of Directors has the right to resign from his/her position before the end of his/her term of office by notifying the Company in writing of his/her intention no later than 90 (ninety) days. The Company is required to hold a GMS to decide on the resignation request of the relevant member of the Board of Directors within a period of no later than 90 (ninety) calendar days after receipt of the letter of resignation.

The Company must provide information disclosure to the public and submit it to the OJK no later than 2 (two) working days after receiving the resignation request of the Board of Directors resulting from the holding of the GMS. Before the resignation becomes effective, the relevant member of the Board of Directors must complete his/her duties and responsibilities in accordance with these Articles of Association and applicable laws and regulations.

Members of the Board of Directors who resign as mentioned above can be requested for accountability as members of the Board of Directors from the time of their appointment until the date of approval of their resignation in the GMS. Release of responsibility of members of the Board of Directors who resign is granted after the Annual GMS releases them.

Board of Commissioner

The Board of Commissioners is a corporate body tasked collectively with supervision and providing advice to the Board of Directors, including ensuring that Bank Syariah Indonesia implements Corporate Governance (CG) at all levels and tiers of the organization.

The BSI Board of Commissioners consists of Commissioners and Independent Commissioners. The proportion of Commissioners to Independent Commissioners on the Board of Commissioners is determined in accordance with applicable laws and regulations.

The Board of Commissioners is appointed and accountable to the General Meeting of Shareholders (GMS). This accountability is a manifestation of oversight accountability for company management in the implementation of CG principles.

Duties and Responsibilities of The Board of Commissioners

Pursuant to the Articles of Association, the Board of Commissioners Charter, and all applicable regulatory provisions, the Board of Commissioners has the following duties:

1. The Board of Commissioners has a duty to:
   a. Supervising the implementation of duties and responsibilities of the Board of Directors and providing advice to the Board of Directors, including on work plans, bank development, implementation of the Articles of Association, resolutions of the General Meeting of Shareholders (GMS) and/or Extraordinary GMS, and applicable laws and regulations;
   b. Carrying out duties, authorities, and responsibilities effectively and efficiently in accordance with the provisions of the Articles of Association and GMS and/or Extraordinary GMS resolutions, while ensuring effective communication between the Board of Commissioners, the Board of Directors, External Auditors, and the Banking Supervisory Authority;
   c. Safeguarding the Bank's interests by considering the interests of shareholders and being accountable to the GMS;
   d. Reviewing and assessing the annual report prepared by the Board of Directors and signing the report;
   e. Providing opinions and recommendations on the Work Plan and Annual Budget proposed by the Board of Directors and approving them in accordance with applicable regulations;
   f. Monitoring the Bank's business activities and progress;
   g. Giving opinions and recommendations to shareholders regarding issues deemed significant for the Bank's management;
   h. Promptly reporting to the GMS if indications of declining Bank performance arise, accompanied by recommendations on necessary corrective measures.
   i. Notifying Bank Indonesia within a maximum of seven (7) working days upon discovering (a) violations of financial and banking regulations, and (b) situations or forecasts of conditions that may threaten the Bank's business continuity.
   j. Proposing the appointment of a Public Accountant to the GMS to audit the Bank's financial records.
2. To ensure the effective implementation of the supervisory and advisory functions as outlined in point 1(a), the Board of Commissioners is also responsible for:
   a. Giving opinions and advices to management regarding determining the Bank's vision, mission, culture and values;
   b. Conducting review and giving opinions on the business strategies executed by the Bank;
   c. Making assessments, providing opinions and advice on human resource management systems. In discharging this task the Board of Commissioners is assisted by the Nomination and Remuneration Committee;

d. Making assessments, giving opinions and advice on the risk control system. In carrying out this task the Board of Commissioners is assisted by the Risk Monitoring Committee and Audit Committee.
e. Making assessments, giving opinions and advice on the Draft Business Plan and its translation into the Bank's Annual Work Plan and Budget;
f. Giving approval for draft strategic business decisions or policies that comply with legislation, the Articles of Association and GMS decisions and prudential banking practices, including a commitment to avoid all forms of conflict of interest;
g. Making assessment of internal and external auditor reports and giving advices to management on matters that need to be followed up. In carrying out its duties, the Board of Commissioners is assisted by the Audit Committee and Risk Monitoring Committee;
h. Conducting periodic oversight and giving advices to management on the implementation of good corporate governance. In carrying out this task the Board of Commissioners is assisted by the Risk Monitoring Committee;
i. Conducting periodic oversight over the implementation of the RKAP and provide opinion/approval on changes to the RKAP in accordance with applicable regulations;
j. Submitting monitoring reports to authorities and Shareholders;
k. Overseeing the quality of bank services to customers and giving necessary advices to management;
l. Making assessments, giving opinions and advices on the implementation of risk management including matters related to fraud control;
m. Developing work programs for the Board of Commissioners which includes programs for the Board of Commissioners supporting committees.

3. Each Commissioner must adhere to their duties, responsibilities, and limitations, including but not limited to the following:
   a. Law No. 40 of 2007 on Limited Liability Companies, Article 108, Paragraph 4, which states that the Board of Commissioners consisting of more than one (1) member functions as a collegial body, and each member cannot act individually but must act based on the decisions of the Board of Commissioners.
   b. Law No. 21 of 2008, dated July 16, 2008, on Sharia Banking.

Duties and Responsibilities of The President Commissioner

To fulfill the role of the President Commissioner, the President Commissioner has the following duties and responsibilities:

1. Convening Board of Commissioners' meetings in writing, notifying all members of the Board of Commissioners, including the agenda, date, time, and location of the meeting;
2. Acting as the Chairperson in Board of Commissioners' meetings;
3. Ensuring the execution of Board of Commissioners' meetings and Committee meetings under the Board of Commissioners, including maintaining the orderliness of meeting minutes;
4. Receiving reports from the Committees under the Board of Commissioners;
5. Coordinating all duties of the Board of Commissioners, ensuring they are distributed as evenly as possible.

Scope of Supervisory Duties of The Board of Commissioners

Name	Position	Field of Assignment
Muliaman Dharmansyah Hadad	President Commissioner concurrently Independent	• Member of Audit Committee • Member of Nomination and Remuneration Committee • Member of Risk Monitoring Committee
Adiwarman Azwar Karim	Deputy President Commissioner concurrently Independent	• Chairman and Member of the Risk Monitoring Committee • Member of the Nomination and Remuneration Committee • Member of the Audit Committee
Masduki Baidlowi	Commissioner	Member of the Nomination and Remuneration Committee
Suyanto	Commissioner	Member of the Risk Monitoring Committee
Abu Rokhmad	Commissioner	Member of the Risk Monitoring Committee
Imam Budi Sarjito*	Commissioner	Member of the Risk Monitoring Committee
Sutanto*	Commissioner	Member of the Risk Monitoring Committee
Fauzi**	Commissioner	Member of the Risk Monitoring Committee
Nazaruddin**	Commissioner	Member of the Risk Monitoring Committee
Komaruddin Hidayat	Independent Commissioner	• Chairman and Member of the Nomination and Remuneration Committee • Member of the Audit Committee • Member of the Risk Monitoring Committee

Name	Position	Field of Assignment
Mohamad Nasir	Independent Commissioner	• Chairman and Member of the Audit Committee • Member of the Nomination and Remuneration Committee • Member of the Risk Monitoring Committee
Felicitas Tallulembang**	Independent Commissioner	• Member of the Risk Monitoring Committee • Member of the Audit Committee

*Term Ended as of May 17, 2024
*Term Started as of May 17, 2024, and Effective as of December 10, 2024

Rights and Authorities of The Board of Commissioners

1. The Board of Commissioners has the authority to grant written approval for decisions made by the Board of Directors regarding the following actions:
   a. Purchasing, selling, leasing, or otherwise acquiring or relinquishing rights over immovable assets, including buildings, land rights, and companies, exceeding a certain threshold as determined by the Board of Commissioners;
   b. Borrowing or lending money on behalf of the Company beyond the monetary limits set periodically by the Board of Commissioners, provided that withdrawing funds from existing loan accounts or debts shall not be considered borrowing for the purpose of this provision;
   c. Pledging, guaranteeing, or otherwise encumbering the Company's assets beyond the monetary limits set periodically by the Board of Commissioners;
   d. Binding the Company as a guarantor (borg or avalist) beyond the monetary limits set periodically by the Board of Commissioner;
   e. Listing the Company's shares on the Capital Market;
   f. Waiving, transferring, or relinquishing collection rights for written-off non-performing principal receivables, provided that the General Meeting of Shareholders (GMS) determines the amount of write-offs permitted, whether for non-performing principal receivables already written off or the difference between the principal amount and the recovery value of such receivables.
2. The Board of Commissioners has the right to enter the Bank's premises, buildings, and other locations used or controlled by the Bank during office hours at any time and to examine all books, documents, and other evidence, verify and reconcile cash balances, and be informed of all actions taken by the Board of Directors.
3. Any actions taken under paragraph (2) must be carried out in the capacity of the Board of Commissioners and reported in a Board of Commissioners meeting.
4. If deemed necessary, the Board of Commissioners has the right to seek expert assistance to perform its duties for a limited period at the Bank's expense.
5. Each Commissioner has the right to request explanations on any matter from the Board of Directors or any subordinate levels, and the Board of Directors must provide the requested explanation.
6. Each Commissioner has the right to attend meetings held by the Board of Directors or its subordinate units without participating in decision-making.
7. The Board of Commissioners, by majority vote, has the right to temporarily dismiss one or more members of the Board of Directors if they are found to act against the Articles of Association, neglect their obligations, or if there are urgent reasons concerning the Bank.
8. Such temporary dismissal must be communicated in writing to the concerned individual, along with the reasons for the action.
9. Within 30 (thirty) days of the temporary dismissal, the Board of Commissioners must convene a GMS to decide whether the concerned member of the Board of Directors will be permanently dismissed or reinstated, allowing the individual to be present and defend themselves.

Term of Office of The Board of Commissioners

1. Independent and non-Independent members of the Board of Commissioners are appointed by the GMS for a period starting from the closing of the GMS that appointed them or as determined otherwise by the GMS and ending at the close of the 3rd (three) Annual GMS after their appointment. However, this does not reduce the GMS's right to dismiss members of the Board of Commissioners before their term of office ends by stating the reasons. The termination takes effect from the closing of the GMS, unless otherwise determined by the GMS.
2. The term of office of Independent and Non Independent Commissioners is 2 (two) consecutive terms, or a maximum of 6 (six) years.

Criteria for Members of The Board of Commissioners

Parties eligible as members of the Board of Commissioners are individuals who meet the following criteria at the time of appointment and while in office:

1. Shall have good morals, intentions and integrity
2. Shall be able to take legal actions
3. Within 5 (five) years prior to appointment and during office:
   a. Has never been declared bankrupt
   b. Has never been a member of the Board of Directors and/or a member of the Board of Commissioners convicted guilty for causing a company to be declared bankrupt.

c. Never been convicted of committing a criminal act that is detrimental to state finances and/or related to the financial sector.
d. Has never been a member of the Board of Directors and/or member of the Board of Commissioners who while in office:
   - Failed to hold an annual GMS
   - His accountability as a member of the Board of Directors and/or member of the Board of Commissioners was once not accepted by the GMS or has never provided his accountability as a member of the Board of Directors and/or member of the Board of Commissioners to the GMS.
   - Has once caused a company that obtained a permit, approval or registration from the OJK to fail to meet its obligation to submit an annual report and/or financial report to the OJK.

4. Shall have a commitment to comply with regulatory provisions.
5. Shall have knowledge and/or expertise in the field required by the Company
6. Shall not be anyone who works or has the authority and responsibility to plan, lead, control or supervise the activities of the Issuer or Public Company within the last 6 (six) months, except for reappointment as an Independent Commissioner of the Issuer or Public Company in the next period
7. Shall meet other criteria in accordance with applicable regulatory provisions.

Board Charterof The Board of Commissioners

In carrying out its authority and responsibilities, the Board of Commissioners refers to the Guidelines and Rules of Procedure of the Board of Commissioners. These guidelines and rules bind every member of the Board of Commissioners, enabling them to carry out their oversight function efficiently, effectively, transparently, independently, and professionally. The Board of Commissioners has established guidelines and rules of procedure in accordance with the provisions of Bank Indonesia/Financial Services Authority. These guidelines are periodically updated, as stipulated in the Decision of the Board of Commissioners of PT Bank Syariah Indonesia Tbk. Number: DEC.COM/001/2021. With these guidelines in place, it is expected that the performance of the Board of Commissioners' tasks will be more focused and effective, and it can be used as one of the tools for assessing the performance of the Board of Commissioners. The guidelines cover various aspects of the Board of Commissioners, as follows:

1. General Provisions
2. Structure of the Board of Commissioners
3. Duties of the Board of Commissioners
4. Obligations of the Board of Commissioners
5. Rights and Authorities of the Board of Commissioners
6. Bank Confidentiality and Conflict of Interest
7. Committees and Other Supporting Bodies
8. Types and Quorum of Meetings
9. Participants in Board of Commissioners Meetings
10. Meeting Chairperson
11. Meeting Materials
12. Meeting Decisions
13. Meeting Minutes
14. Meeting Organization
15. Secretary of the Board of Commissioners
16. Division of Routine Tasks
17. Commissioners' Working Hours
18. Document Signing
19. Business Trips
20. Continuing Education Management Report
21. Evaluation of the Board of Commissioners' Performance
22. Amendments
23. Conclusion

Policy on Multiple Board Positions of The Board of Commissioners

Members of the Board of Commissioners are prohibited from holding concurrent positions:

1. As a member of the board of directors, member of the board of commissioners, member of the sharia supervisory board, or executive officer at a financial institution or financial company, whether a bank or non-bank;
2. As a member of the board of directors, member of the board of commissioners, member of the sharia supervisory board, or executive officer at more than 1 (one) non-financial institution or company, whether domiciled in or outside the country;
3. In the field of functional duties at a bank financial institution and/or non-bank financial institution domiciled in or outside the country;
4. In other positions that may give rise to a conflict of interest in carrying out duties as a member of the Board of Commissioners; and/or
5. In other positions in accordance with the provisions of laws and regulations.

None of member of the Board of Commissioners has violated the provisions on concurrent positions. Concurrent positions by members of the Board of Commissioners are currently still permitted under the provisions on concurrent positions.

Management of Conflicts of Interest

Each member of the Board of Commissioners is prohibited from gaining personal benefits, either directly or indirectly, from the Company's activities beyond legitimate earnings. Any member of the Board of Commissioners who has a personal interest, in any manner, whether directly or indirectly, in a transaction, contract, or proposed contract in which the Company is a party, must declare the nature of their interest in a Board of Commissioners meeting and shall not have the right to participate in voting on matters related to such transactions or contracts.

Independent Commissioner

An Independent Commissioner is a member of the Board of Commissioners who does not have any f inancial, managerial, shareholding, and/or family relationships with members of the Board of Directors, other Commissioners, and/or controlling shareholders. Additionally, they do not have any relationships with the Bank that could influence their ability to act independently.

Independent Commissioner Criteria

Independent Commissioner Criteria	Independent Commissioner				
	Muliaman Dharmansyah Hadad	Adiwarman Azwar Karim	Komaruddin Hidayat	Mohamad Nasir	Felicitas Tallulembang
Not anyone who works or has the authority and responsibility to plan, lead, control or oversee the activities of the Issuer or Public Company within the last 6 (six) months, except for reappointment as Independent Commissioner of the Issuer or Public Company in the following period.	√	√	√	√	√
Does not have shares either directly or indirectly in the Issuer or Public Company.	√	√	√	√	√
Has no affiliation with the Issuer or Public Company, members of the Board of Commissioners, members of the Board of Directors, or the main shareholders of the Issuer or Public Company.	√	√	√	√	√
Does not have any direct or indirect business relationship related to the business activities of the Issuer or Public Company.	√	√	√	√	√

Independent Commissioner's Statement



SURAT PERNYATAAN
(LETTER OF UNDERTAKING)

ANGGOTA DEWAN KOMISARIS
PT BANK SYARIAH INDONESIA TBK



SURAT PERNYATAAN
(LETTER OF UNDERTAKING)

ANGGOTA DEWAN KOMISARIS
PT BANK SYARIAH INDONESIA TBK

SURAT PERNYATAAN
(LETTER OF UNDERTAKING)

ANGGOTA DEWAN KOMISARIS
PT BANK SYARIAH INDONESIA TBK

Dalam rangka tugas dan jabatan saya sebagai Anggota Dewan Komisaris/Komisaris Independen PT Bank Syariah Indonesia Tbk;
Saya yang bertandatangan di bawah ini:

Nama	: Komaruddin Hidayat
Keterangan tentang identitas	: 3174051810530001
Alamat rumah	: Jl. Senenggi 3 No.3, RT 015/003, Kel. Cempaka Putih, Kec. Cipanas Timur, Kota Tangerang Selatan

Dengan kesadaran penuh sebagai insan yang bertanggung jawab, akan terbebas sendiri yang bebas dari pengaruh apapun dari pihak manapun, dengan ini menyatakan kesanggupan dan kesediaan saya untuk terikat pada hal-hal yang dinyatakan dalam Surat Pernyataan ini, sebagai berikut:

1. Saya sanggup menjalankan tugas serta amanat sebagai Dewan Komisaris yang diberikan oleh Pemegang Saham dan Negara sesuai dengan peraturan perundang-undangan dan Anggaran Dasar perusahaan.
2. Selama menjabat sebagai Anggota Dewan Komisaris, menyatakan dengan sebenarnya bahwa saya tidak dalam posisi yang memiliki benturan kepentingan dengan tujuan perusahaan.
3. Selama menjabat sebagai Anggota Dewan Komisaris, tidak akan menyalahkan posisi saya pada perusahaan ini, baik secara langsung maupun tidak langsung untuk kepentingan pribadi, keluarga dan kerabat, maupun golongan tertentu.
4. Akan menerima keputusan sehubungan dengan pemberhentian saya sebagai Anggota Dewan Komisaris sewaktu-waktu, dan tidak akan menggugat atau menjajakan pesan hukum sehubungan dengan pemberhentian tersebut.

Demikian pernyataan kesanggupan ini saya buat dengan sebenarnya dan dengan kesadaran penuh sebagai insan yang bertanggung jawab.

[Jakarta, 14 Juni 2024]
[Komaruddin Hidayat]

SURAT PERNYATAAN
(LETTER OF UNDERTAKING)

ANGGOTA DEWAN KOMISARIS
PT BANK SYARIAH INDONESIA TBK

Dalam rangka tugas dan jabatan saya sebagai Anggota Dewan Komisaris/Komisaris Independen PT Bank Syariah Indonesia Tbk;
Saya yang bertandatangan di bawah ini:

Nama	: Felicitas Tallulembang
Keterangan tentang identitas	: 3174034611590002
Alamat rumah	: Virginia Blok E1 No.9 A, RSG, RT 005/009, Kel. Lengkong Gudang, Kec. Serpong, Kota Tangerang Selatan

Dengan kesadaran penuh sebagai insan yang bertanggung jawab, akan terbebas sendiri yang bebas dari pengaruh apapun dari pihak manapun, dengan ini menyatakan kesanggupan dan kesediaan saya untuk terikat pada hal-hal yang dinyatakan dalam Surat Pernyataan ini, sebagai berikut:

1. Saya sanggup menjalankan tugas serta amanat sebagai Dewan Komisaris yang diberikan oleh Pemegang Saham dan Negara sesuai dengan peraturan perundang-undangan dan Anggaran Dasar perusahaan.
2. Selama menjabat sebagai Anggota Dewan Komisaris, menyatakan dengan sebenarnya bahwa saya tidak dalam posisi yang memiliki benturan kepentingan dengan tujuan perusahaan.
3. Selama menjabat sebagai Anggota Dewan Komisaris, tidak akan menyalahkan posisi saya pada perusahaan ini, baik secara langsung maupun tidak langsung untuk kepentingan pribadi, keluarga dan kerabat, maupun golongan tertentu.
4. Akan menerima keputusan sehubungan dengan pemberhentian saya sebagai Anggota Dewan Komisaris sewaktu-waktu, dan tidak akan menggugat atau menjajakan pesan hukum sehubungan dengan pemberhentian tersebut.

Demikian pernyataan kesanggupan ini saya buat dengan sebenarnya dan dengan kesadaran penuh sebagai insan yang bertanggung jawab.

[Jakarta, 14 Juni 2024]
[Felicitas Tallulembang]

SURAT PERNYATAAN

Saya yang bertanda tangan di bawah ini:

Nama	: Adiwarman A Karim
Jabatan	: Wakil Komisaris Utama

Dalam rangka memenuhi kelengkapan dokumen penyajian dalam keterbukaannya sebuah Wakil Komisaris Utama PT Bank Syariah Indonesia, Tbk yang selanjutnya disebutkan "**Perusahaan**"), dengan ini saya menyatakan dengan sebenarnya, bahwa:

1. Saya cukup melakukan perbuatan hukum dan dalam waktu 5 (lima) tahun sebelum pernyataan ini dibuat, tidak pernah:
   a. dinyatakan pailit;
   b. menjadi anggota Direksi atau anggota Dewan Komisaris atau Dewan Pengawas yang dinyatakan bersalah menyebabkan suatu Perseroan/Perum dinyatakan pailit;
   c. dihukum karena melakukan tindak pidana yang merugikan keuangan negara dan/atau yang berkaitan dengan sektor keuangan.
2. Saya bukan pengurus partai politik dan/atau calon/anggota Dewan Perwakilan Rakyat, Dewan Perwakilan Daerah, Dewan Perwakilan Rakyat Daerah Provinsi, dan Dewan Perwakilan Rakyat Daerah Kabupaten/Kota;
3. Saya tidak sedang mencalonkan diri sebagai calon kepala/wakil kepala daerah dan/atau kepala/wakil kepala daerah;
4. Saya tidak sedang merangkap sebagai anggota Dewan Komisaris dan/atau Dewan Pengawas pada 2 (dua) BUMN/Perusahaan;
5. Saya tidak sedang memberhentikan jabatan sebagai anggota Direksi pada BUMN, badan usaha milik daerah, badan usaha milik swasta atau memberhentikan jabatan yang berkesesuaian peraturan perundang-undangan dilarang untuk dirangkap dengan jabatan anggota Dewan Komisaris;
6. Saya tidak merangkap sebagai anggota Dewan Komisaris pada BUMN yang bersangkutan selama lebih dari 2 (dua) periode;
7. Sehat jasmani dan rohani (tidak sedang menderita suatu penyakit yang dapat menghambat pelaksanaan tugas sebagai Wakil Komisaris Utama).

Demikian pernyataan ini dibuat dan disampaikan dengan sebenar-benarnya tanpa menyembunyikan fakta dan hal material apa pun. Dengan demikian, saya akan bertanggung jawab sepenuhnya atas kebenaran dari hal-hal yang saya nyatakan di sini dan bersedia bertanggung jawab baik secara perdata maupun pidana apabila laporan dan pernyataan ini tidak sesuai dengan kenyataan sebenarnya.

Demikian pernyataan ini saya buat untuk digunakan sebagaimana mestinya.

Jakarta, 17 Juni 2024

Adiwarman A Karim

*)
Apabila yang bersangkutan memiliki sebagaimana dimaksud butir 4, 5, dan 6, maka yang bersangkutan menandatangani surat pernyataan bersedia mengundurkan diri dari jabatan tersebut sebagai anggota Dewan Komisaris.

SAKSI-SAKSI:
1. _____/_____
2. _____/_____

Board of Commissioners Meeting

Meeting Policy

1. The Board of Commissioners' meeting may be held at any time as deemed necessary by one or more members of the Board of Commissioners or upon a written request from the Board of Directors specifying the matters to be discussed.
2. The Board of Commissioners must hold meetings at least once (1) a month, where the Board of Commissioners may invite the Board of Directors.
3. A Board of Commissioners' meeting is valid and authorized to make binding decisions if attended or represented by more than half (½) of the total members of the Board of Commissioners.
4. The Board of Commissioners must hold joint meetings with the Board of Directors at least once (1) every three (3) months.
5. The attendance of Board of Commissioners' members in meetings must be disclosed in the annual report.
6. The Board of Commissioners must schedule meetings for the following year before the end of the fiscal year.
7. For scheduled meetings, meeting materials must be provided to participants no later than five (5) days before the meeting.
8. For unscheduled meetings, meeting materials must be provided to participants no later than before the meeting is held.
9. The President Commissioner shall call Board of Commissioners' meetings. If the President Commissioner is unable to do so for any reason, which does not need to be proven to third parties, one (1) member of the Board of Commissioners appointed by the President Commissioner shall have the right and authority to call the meeting.
10. The meeting notice must be sent in written form through any available means to all members of the Board of Commissioners at least five (5) calendar days before the meeting, excluding the date of the notice and the meeting date. In urgent situations, as determined by the President Commissioner, the notice may be sent at least one (1) calendar day before the meeting. If all members of the Board of Commissioners attend the meeting, prior notice is not required.
11. The meeting notice must include the agenda, date, time, and venue of the meeting.
12. Board of Commissioners' meetings shall be held at the Company's headquarters, business locations, or at the Stock Exchange where the Company's shares are listed, or any other location within the Republic of Indonesia.
13. The Board of Commissioners' meeting shall be chaired by the President Commissioner. If the President Commissioner is absent or unable to attend, which does not need to be proven to third parties, the meeting shall be chaired by another Board of Commissioners member chosen from among those present.
14. A member of the Board of Commissioners may only be represented in a meeting by another Board of Commissioners member through a power of attorney.
15. Each member of the Board of Commissioners is entitled to one (1) vote and an additional one (1) vote for every other Board of Commissioners member they represent.
16. Any member of the Board of Commissioners with a personal interest, directly or indirectly, in a transaction, contract, or proposed contract in which the Company is a party, must declare the nature of their interest in a Board of Commissioners meeting and shall not have the right to vote on matters related to such transactions or contracts, unless otherwise determined by the meeting.
17. Voting on personal matters shall be conducted by a closed ballot without a signature, while voting on other matters shall be conducted verbally unless otherwise determined by the meeting chairperson, without objection from attendees.
18. Decisions of the Board of Commissioners' meetings must be made based on deliberation for consensus.
19. If consensus cannot be reached, decisions shall be made by majority vote, with approval from more than half (½) of the attending or represented Board of Commissioners member.
20. The meeting results must be recorded in the minutes of the meeting, signed by all attending Board of Commissioners members, and distributed to all members of the Board of Commissioners.
21. The meeting results must also be recorded in the minutes of the meeting, signed by attending members of both the Board of Commissioners and Board of Directors, and distributed to all members of both Boards.
22. If any member of the Board of Directors and/or Board of Commissioners does not sign the minutes of the meeting, they must provide written reasons in a separate letter attached to the meeting minutes.
23. The minutes of the meeting must be documented by the Company.
24. The minutes of the meeting serve as valid evidence of decisions made during the Board of Commissioners' meetings, for both the Board members and third parties.
25. Abstention votes shall be considered as approval of the proposed resolution. Invalid votes shall be considered non-existent and shall not be counted in determining the total votes cast.

26. The Board of Commissioners may also make valid and binding decisions without holding a physical meeting, provided that all members have been notified in writing of the proposed resolutions and all members give their written consent and sign the agreement. Such decisions shall have the same legal force as those made in a formal Board of Commissioners' meeting.
27. If a Board of Commissioners' member cannot attend the meeting in person, they may participate via teleconference, video conference, or other electronic media as permitted by applicable regulations.
28. Any member of the Board of Commissioners who has a personal interest, directly or indirectly, in a transaction, contract, or proposed contract in which the Company is a party must declare their interest in a Board of Commissioners' meeting and shall not have the right to vote on matters related to such transactions or contracts.

Internal Meeting Plan of The Board of Commissioners

Internal Meeting Plan of the Board of Commissioners

No.	Month	Agenda
1.	January	1. Update Performance Report 2. Update Project Progress
2.	February	1. Update Laporan Kinerja 2. Update Progress Project
3.	March	1. Performance Report Update 2. Project Progress Update 3. GMS Preparation Update
4.	April	1. Update Performance Report 2. Update Project Progress
5.	May	1. Update Performance Report 2. Update Project Progress 3. Branch Service Update and RBB Review Update
6.	June	1. Update Performance Report 2. Update Project Progress
7.	July	1. Update Laporan Kinerja 2. Update Progress Project
8.	August	1. Update Performance Report 2. Update Project Progress
9.	September	1. Update Performance Report 2. Update Project Progress
10.	October	1. Update Performance Report 2. Update Project Progress
11.	November	1. Update Performance Report 2. Update Project Progress
12.	December	1. Update Performance Report 2. Update Project Progress

Realization of Internal Meetings of the Board of Commissioners

Throughout 2024, the agenda, dates, and participants of the Board of Commissioners' meetings were as follows

Table of Board of Commissioners' Meetings

No.	Date	Meeting Agenda	Meeting participants	Attendance	Reason for Absence
1.	January 26, 2024	Changes in the Membership Appointment of the Supporting Committees of the Board of Commissioners	Muliaman Dharmansyah Hadad	Present	
			Adiwarman Azwar Karim	Present	
			Masduki Baidlowi	Present	
			Suyanto	Present	
			Abu Rokhmad	Present	
			Imam Budi Sarjito	Present	
			Sutanto	Present	
			Komaruddin Hidayat	Present	
			Mohamad Nasir	Present	

No.	Date	Meeting Agenda	Meeting participants	Attendance	Reason for Absence
			Muliaman Dharmansyah Hadad	Present	
			Adiwarman Azwar Karim	Present	
			Masduki Baidlowi	Present	
			Suyanto	Present	
2.	January 26, 2024	Performance Evaluation of PT Bank Syariah Indonesia Tbk as of December 31, 2023	Abu Rokhmad	Present	
			Imam Budi Sarjito	Present	
			Sutanto	Present	
			Komaruddin Hidayat	Present	
			Mohamad Nasir	Present	
			Muliaman Dharmansyah Hadad	Present	
			Adiwarman Azwar Karim	Present	
			Masduki Baidlowi	Present	
			Suyanto	Present	
3.	February 21, 2024	Performance Evaluation of PT Bank Syariah Indonesia Tbk for January 2024	Abu Rokhmad	Present	
			Imam Budi Sarjito	Present	
			Sutanto	Present	
			Komaruddin Hidayat	Present	
				Present	
			Muliaman Dharmansyah Hadad	Present	
			Adiwarman Azwar Karim	Present	
			Masduki Baidlowi	Present	
			Suyanto	Present	
4.	February 21, 2024	Proposal for the Annual General Meeting of Shareholders (AGMS) for the 2023 Fiscal Year	Abu Rokhmad	Present	
			Imam Budi Sarjito	Present	
			Sutanto	Present	
			Komaruddin Hidayat	Present	
			Mohamad Nasir	Present	
			Muliaman Dharmansyah Hadad	Present	
			Adiwarman Azwar Karim	Present	
			Masduki Baidlowi	Present	
			Suyanto	Present	
5.	April 04, 2024	Performance Evaluation of PT Bank Syariah Indonesia Tbk for February 2024 (Rescheduled from March 28, 2024)	Abu Rokhmad	Present	
			Imam Budi Sarjito	Present	
			Sutanto	Present	
			Komaruddin Hidayat	Present	
				Present	
			Muliaman Dharmansyah Hadad	Present	
			Adiwarman Azwar Karim	Present	
			Masduki Baidlowi	Present	
			Suyanto	Present	
6.	April 25, 2024	Performance Evaluation of PT Bank Syariah Indonesia Tbk for March 2024	Abu Rokhmad	Present	
			Imam Budi Sarjito	Present	
			Sutanto	Present	
			Komaruddin Hidayat	Present	
			Mohamad Nasir	Present	

No.	Date	Meeting Agenda	Meeting participants	Attendance	Reason for Absence
7.	May 31, 2024	Changes in the Membership Appointment of the Supporting Committees of the Board of Commissioners	Muliaman Dharmansyah Hadad	Present	
			Adiwarman Azwar Karim	Present	
			Masduki Baidlowi	Present	
			Suyanto	Present	
			Abu Rokhmad	Present	
			Fauzi	Present	
			Nazaruddin	Present	
			Komaruddin Hidayat	Present	
			Mohamad Nasir	Present	
			Felicitas Tallulembang	Present	
8.	May 31, 2024	Performance Evaluation of PT Bank Syariah Indonesia Tbk for April 2024	Muliaman Dharmansyah Hadad	Present	
			Adiwarman Azwar Karim	Present	
			Masduki Baidlowi	Present	
			Suyanto	Present	
			Abu Rokhmad	Present	
			Fauzi	Present	
			Nazaruddin	Present	
			Komaruddin Hidayat	Present	
			Mohamad Nasir	Present	
			Felicitas Tallulembang	Present	
9.	June 13, 2024	Revision of the Bank Business Plan (RBB) for 2024	Muliaman Dharmansyah Hadad	Present	
			Adiwarman Azwar Karim	Present	
			Masduki Baidlowi	Present	
			Suyanto	Present	
			Abu Rokhmad	Not present	Hajj
			Fauzi	Present	
			Nazaruddin	Present	
			Komaruddin Hidayat	Present	
			Mohamad Nasir	Present	
			Felicitas Tallulembang	Present	
10.	June 27, 2024	Performance Evaluation of Bank Syariah Indonesia for May 2024	Muliaman Dharmansyah Hadad	Present	
			Adiwarman Azwar Karim	Present	
			Masduki Baidlowi	Present	
			Suyanto	Present	
			Abu Rokhmad	Not present	Hajj
			Fauzi	Present	
			Nazaruddin	Present	
			Komaruddin Hidayat	Present	
			Mohamad Nasir	Present	
				Present	
11.	July 25, 2024	Performance Evaluation of Bank Syariah Indonesia for June 2024	Muliaman Dharmansyah Hadad	Present	
			Adiwarman Azwar Karim	Present	
			Masduki Baidlowi	Not present	Permission
			Suyanto	Present	

No.	Date	Meeting Agenda	Meeting participants	Attendance	Reason for Absence
			Abu Rokhmad	Present	
			Fauzi	Present	
			Nazaruddin	Present	
			Komaruddin Hidayat	Present	
			Mohamad Nasir	Present	
				Present	
12.	September 11, 2024	Performance Evaluation of Bank Syariah Indonesia for July 2024	Muliaman Dharmansyah Hadad	Present	
			Adiwarman Azwar Karim	Present	
			Masduki Baidlowi	Not present	Permission
			Suyanto	Present	
			Abu Rokhmad	Present	
			Fauzi	Present	
			Nazaruddin	Present	
			Komaruddin Hidayat	Not present	Permission
			Mohamad Nasir	Present	
			Felicitas Tallulembang	Present	
13.	September 26, 2024	Performance Evaluation of Bank Syariah Indonesia for August 2024	Muliaman Dharmansyah Hadad	Present	
			Adiwarman Azwar Karim	Present	
			Masduki Baidlowi	Not present	Permission
			Suyanto	Present	
			Abu Rokhmad	Present	
			Fauzi	Present	
			Nazaruddin	Present	
			Komaruddin Hidayat	Present	
			Mohamad Nasir	Present	
			Felicitas Tallulembang	Present	
14.	October 10, 2024	Determination of Changes in the Membership of the Supporting Committees of the Board of Commissioners (Remuneration and Nomination Committee)	Muliaman Dharmansyah Hadad	Present	
			Adiwarman Azwar Karim	Present	
			Masduki Baidlowi	Present	
			Suyanto	Present	
			Abu Rokhmad	Present	
			Fauzi	Present	
			Nazaruddin	Present	
			Komaruddin Hidayat	Present	
			Mohamad Nasir	Present	
			Felicitas Tallulembang	Present	
15.	October 30, 2024	Performance Evaluation of Bank Syariah Indonesia for September 2024	Muliaman Dharmansyah Hadad	Present	
			Adiwarman Azwar Karim	Present	
			Masduki Baidlowi	Present	
			Suyanto	Present	
			Abu Rokhmad	Present	
			Fauzi	Present	
			Nazaruddin	Present	
			Komaruddin Hidayat	Present	
			Mohamad Nasir	Present	
			Felicitas Tallulembang	Present	

No.	Date	Meeting Agenda	Meeting participants	Attendance	Reason for Absence
16.	November 8, 2024	Proposal for the Work Plan & Corporate Budget (RKAP) 2025 and Bank Business Plan (RBB) 2025-2027	Muliaman Dharmansyah Hadad	Present	
			Adiwarman Azwar Karim	Present	
			Masduki Baidlowi	Present	
			Suyanto	Present	
			Abu Rokhmad	Present	
			Fauzi	Not present	Permission
			Nazaruddin	Present	
			Komaruddin Hidayat	Present	
			Mohamad Nasir	Present	
			Felicitas Tallulembang	Present	
17.	November 21, 2024	Performance Evaluation of Bank Syariah Indonesia for October 2024	Muliaman Dharmansyah Hadad	Present	
			Adiwarman Azwar Karim	Present	
			Masduki Baidlowi	Present	
			Suyanto	Present	
			Abu Rokhmad	Present	
			Fauzi	Present	
			Nazaruddin	Present	
			Komaruddin Hidayat	Present	
			Mohamad Nasir	Present	
			Felicitas Tallulembang	Present	
18.	December 19, 2024	Performance Evaluation of Bank Syariah Indonesia for November 2024 and PwC Hard Close Meeting for the 2024 Bank Syariah Indonesia Audit	Muliaman Dharmansyah Hadad	Present	
			Adiwarman Azwar Karim	Present	
			Masduki Baidlowi	Present	
			Suyanto	Present	
			Abu Rokhmad	Not present	Permission
			Fauzi	Present	
			Nazaruddin	Present	
			Komaruddin Hidayat	Present	
			Mohamad Nasir	Present	
			Felicitas Tallulembang	Present	

Joint Meetings of The Board of Commissioners and Board of Directors

Throughout 2024, the agenda, dates, and participants of the Joint Meetings of the Board of Commissioners and Board of Directors were as follows.

Table of Joint Meetings of the Board of Commissioners and Board of Directors

No.	Meeting Date	Agenda	Meeting Participants - Board of Commissioners	Attendance	Meeting Participants - Board of Directors	Attendance
1	January 26, 2024	BSI Performance Evaluation December 2023	Muliaman Dharmansyah Hadad	Present	Hery Gunardi	Present
			Adiwarman Azwar Karim	Present	Bob Tyasika Ananta	Not present
			Masduki Baidlowi	Present	Ngatari	Not present
			Suyanto	Present	Tribuana Tunggadewi	Not present
			Abu Rokhmad	Present	Anton Sukarna	Not present

No.	Meeting Date	Agenda	Meeting Participants - Board of Commissioners	Attendance	Meeting Participants - Board of Directors	Attendance
			Imam Budi Sarjito	Present	Ade Cahyo Nugroho	Present
			Sutanto	Present	Zaidan Novari	Not present
			Komaruddin Hidayat	Present	Moh. Adib	Present
			Mohamad Nasir	Present	Saladin Dharmanugraha Effendi	Not present
					Grandhis Helmi Harumansyah	Present
2	February 21, 2024	BSI Performance Evaluation January 2024	Muliaman Dharmansyah Hadad	Present	Hery Gunardi	Present
			Adiwarman Azwar Karim	Present	Bob Tyasika Ananta	Present
			Masduki Baidlowi	Present	Ngatari	Present
			Suyanto	Present	Tribuana Tunggadewi	Present
			Abu Rokhmad	Present	Anton Sukarna	Present
			Imam Budi Sarjito	Present	Ade Cahyo Nugroho	Present
			Sutanto	Present	Zaidan Novari	Present
			Komaruddin Hidayat	Present	Moh. Adib	Present
			Mohamad Nasir	Present	Saladin Dharmanugraha Effendi	Present
					Grandhis Helmi Harumansyah	Present
3	April 04, 2024	BSI Performance Evaluation February 2024	Muliaman Dharmansyah Hadad	Present	Hery Gunardi	Present
			Adiwarman Azwar Karim	Present	Bob Tyasika Ananta	Present
			Masduki Baidlowi	Present	Ngatari	Present
			Suyanto	Present	Tribuana Tunggadewi	Not present
			Abu Rokhmad	Present	Anton Sukarna	Present
			Imam Budi Sarjito	Present	Ade Cahyo Nugroho	Present
			Sutanto	Present	Zaidan Novari	Present
			Komaruddin Hidayat	Present	Moh. Adib	Present
			Mohamad Nasir	Present	Saladin Dharmanugraha Effendi	Present
					Grandhis Helmi Harumansyah	Present
4	April 25, 2024	BSI Performance Evaluation March 2024	Muliaman Dharmansyah Hadad	Present	Hery Gunardi	Not present
			Adiwarman Azwar Karim	Present	Bob Tyasika Ananta	Present
			Masduki Baidlowi	Present	Ngatari	Not present
			Suyanto	Present	Tribuana Tunggadewi	Present
			Abu Rokhmad	Present	Anton Sukarna	Present
			Imam Budi Sarjito	Present	Ade Cahyo Nugroho	Not present
			Sutanto	Present	Zaidan Novari	Present
			Komaruddin Hidayat	Present	Moh. Adib	Present
			Mohamad Nasir	Present	Saladin Dharmanugraha Effendi	Hadir
				Present	Grandhis Helmi Harumansyah	Not present
5	May 30, 2024	BSI Performance Evaluation April 2024	Muliaman Dharmansyah Hadad	Present	Hery Gunardi	Present
			Adiwarman Azwar Karim	Present	Bob Tyasika Ananta	Not present
			Masduki Baidlowi	Present	Ade Cahyo Nugroho	Present
			Suyanto	Present	Anton Sukarna	Present
			Abu Rokhmad	Present	Tribuana Tunggadewi	Present
			Fauzi	Present	Zaidan Novari	Hadir

No.	Meeting Date	Agenda	Meeting Participants - Board of Commissioners	Attendance	Meeting Participants - Board of Directors	Attendance
			Nazaruddin	Present	Saladin Dharmanugraha Effendi	Present
			Komaruddin Hidayat	Present	Grandhis Helmi Harumansyah	Not present
			Mohamad Nasir	Present	Ari Rizaldi	Hadir
			Felicitas Tallulembang	Present	Harry Gusti Utama	Present
6	June 06, 2024	Bank Business Plan Revision 2024	Muliaman Dharmansyah Hadad	Present	Hery Gunardi	Present
			Adiwarman Azwar Karim	Present	Bob Tyasika Ananta	Present
			Masduki Baidlowi	Present	Ade Cahyo Nugroho	Hadir
			Suyanto	Present	Anton Sukarna	Present
			Abu Rokhmad	Present	Tribuana Tunggadewi	Hadir
			Fauzi	Present	Zaidan Novari	Not present
			Nazaruddin	Present	Saladin Dharmanugraha Effendi	Present
			Komaruddin Hidayat	Present	Grandhis Helmi Harumansyah	Not present
			Mohamad Nasir	Present	Ari Rizaldi	Present
			Felicitas Tallulembang	Present	Harry Gusti Utama	Present
7	June 27, 2024	BSI Performance Evaluation May 2024	Adiwarman Azwar Karim	Present	Hery Gunardi	Present
			Masduki Baidlowi	Present	Bob Tyasika Ananta	Present
			Suyanto	Present	Ade Cahyo Nugroho	Present
			Abu Rokhmad	Not present	Anton Sukarna	Present
			Fauzi	Present	Tribuana Tunggadewi	Present
			Nazaruddin	Present	Zaidan Novari	Not present
			Komaruddin Hidayat	Present	Saladin Dharmanugraha Effendi	Present
			Mohamad Nasir	Present	Grandhis Helmi Harumansyah	Present
			Felicitas Tallulembang	Present	Ari Rizaldi	Present
					Harry Gusti Utama	Present
8	September 11, 2024	BSI Performance Evaluation July 2024	Adiwarman Azwar Karim	Present	Hery Gunardi	Not present
			Masduki Baidlowi	Present	Bob Tyasika Ananta	Present
			Suyanto	Present	Ade Cahyo Nugroho	Not present
			Abu Rokhmad	Present	Anton Sukarna	Present
			Fauzi	Present	Tribuana Tunggadewi	Present
			Nazaruddin	Present	Zaidan Novari	Present
			Komaruddin Hidayat	Not present	Saladin Dharmanugraha Effendi	Present
			Mohamad Nasir	Present	Grandhis Helmi Harumansyah	Not present
			Felicitas Tallulembang	Present	Ari Rizaldi	Present
					Harry Gusti Utama	Present
9	September 26, 2024	BSI Performance Evaluation August 2024	Adiwarman Azwar Karim	Present	Hery Gunardi	Present
			Masduki Baidlowi	Not present	Bob Tyasika Ananta	Present
			Suyanto	Present	Ade Cahyo Nugroho	Present
			Abu Rokhmad	Present	Anton Sukarna	Present
			Fauzi	Present	Tribuana Tunggadewi	Present
			Nazaruddin	Present	Zaidan Novari	Present
			Komaruddin Hidayat	Present	Saladin Dharmanugraha Effendi	Present
			Mohamad Nasir	Present	Grandhis Helmi Harumansyah	Present
			Felicitas Tallulembang	Present	Ari Rizaldi	Not present
					Harry Gusti Utama	Present

No.	Meeting Date	Agenda	Meeting Participants - Board of Commissioners	Attendance	Meeting Participants - Board of Directors	Attendance
10	October 30, 2024	BSI Performance Evaluation September 2024	Adiwarman Azwar Karim	Present	Hery Gunardi	Present
			Masduki Baidlowi	Present	Bob Tyasika Ananta	Present
			Suyanto	Present	Ade Cahyo Nugroho	Present
			Abu Rokhmad	Present	Anton Sukarna	Present
			Fauzi	Present	Tribuana Tunggadewi	Present
			Nazaruddin	Present	Zaidan Novari	Present
			Komaruddin Hidayat	Present	Saladin Dharmanugraha Effendi	Present
			Mohamad Nasir	Present	Grandhis Helmi Harumansyah	Present
			Felicitas Tallulembang	Present	Ari Rizaldi	Present
					Harry Gusti Utama	Present
11	November 21, 2024	BSI Performance Evaluation October 2024	Adiwarman Azwar Karim	Present	Hery Gunardi	Present
			Masduki Baidlowi	Present	Bob Tyasika Ananta	Present
			Suyanto	Present	Ade Cahyo Nugroho	Present
			Abu Rokhmad	Present	Anton Sukarna	Present
			Fauzi	Present	Tribuana Tunggadewi	Not present
			Nazaruddin	Present	Zaidan Novari	Present
			Komaruddin Hidayat	Present	Saladin Dharmanugraha Effendi	Present
			Mohamad Nasir	Present	Grandhis Helmi Harumansyah	Present
			Felicitas Tallulembang	Present	Ari Rizaldi	Present
					Harry Gusti Utama	Present
12	December 19, 2024	BSI Performance Evaluation November 2024	Adiwarman Azwar Karim	Present	Hery Gunardi	Present
			Masduki Baidlowi	Present	Bob Tyasika Ananta	Present
			Suyanto	Present	Ade Cahyo Nugroho	Present
			Abu Rokhmad	Not present	Anton Sukarna	Present
			Fauzi	Present	Tribuana Tunggadewi	Present
			Nazaruddin	Present	Zaidan Novari	Present
			Komaruddin Hidayat	Present	Saladin Dharmanugraha Effendi	Present
			Mohamad Nasir	Present	Grandhis Helmi Harumansyah	Present
			Felicitas Tallulembang	Present	Ari Rizaldi	Present
					Harry Gusti Utama	Present

Joint Meeting of the Board of Commissioners, Directors and Sharia Supervisory Board

During 2024, the agenda, dates and participants of the joint meeting of the Board of Commissioners, Directors and Sharia Supervisory Board were as follows.

No.	Meeting Date	Agenda	Meeting Participants - Board of Commissioners	Attendance	Meeting Participants – Board of Directors and SSB	Attendance
1	July 25, 2024	BSI Performance Evaluation June 2024	Adiwarman Azwar Karim	Present	Hery Gunardi	Present
			Masduki Baidlowi	Not present	Bob Tyasika Ananta	Present
			Suyanto	Present	Ade Cahyo Nugroho	Present
			Abu Rokhmad	Present	Anton Sukarna	Present
			Fauzi	Present	Tribuana Tunggadewi	Present
			Nazaruddin	Present	Zaidan Novari	Present

No.	Meeting Date	Agenda	Meeting Participants - Board of Commissioners	Attendance	Meeting Participants – Board of Directors and SSB	Attendance
			Komaruddin Hidayat	Present	Saladin Dharmanugraha Effendi	Present
			Mohamad Nasir	Present	Grandhis Helmi Harumansyah	Present
			Felicitas Tallulembang	Present	Ari Rizaldi	Not present
					Harry Gusti Utama	Present
					Prof. Dr. KH. Hasanudin, M.Ag	Present
					DR. H. Mohamad Hidayat, MBA, M.H	Present
					Dr. H. Oni Sahroni, MA	Present
					Prof. Dr. K.H. Didin Hafidhuddin, M.Sc	Present
2	November 8, 2024	Bank Business Plan 2025 - 2027	Adiwarman Azwar Karim	Present	Hery Gunardi	Present
			Masduki Baidlowi	Present	Bob Tyasika Ananta	Present
			Suyanto	Present	Ade Cahyo Nugroho	Present
			Abu Rokhmad	Present	Anton Sukarna	Present
			Fauzi	Not present	Tribuana Tunggadewi	Not present
			Nazaruddin	Present	Zaidan Novari	Present
			Komaruddin Hidayat	Present	Saladin Dharmanugraha Effendi	Present
			Mohamad Nasir	Present	Grandhis Helmi Harumansyah	Present
			Felicitas Tallulembang	Present	Ari Rizaldi	Not present
					Harry Gusti Utama	Present
					Prof. Dr. KH. Hasanudin, M.Ag	Present
					DR. H. Mohamad Hidayat, MBA, M.H	Present
					Dr. H. Oni Sahroni, MA	Not present
					Prof. Dr. K.H. Didin Hafidhuddin, M.Sc	Present
3	December 19, 2024	PwC Hardclose Meeting Audit BSI 2024	Adiwarman Azwar Karim	Present	Hery Gunardi	Present
			Masduki Baidlowi	Present	Bob Tyasika Ananta	Present
			Suyanto	Present	Ade Cahyo Nugroho	Present
			Abu Rokhmad	Not present	Anton Sukarna	Present
			Fauzi	Present	Tribuana Tunggadewi	Present
			Nazaruddin	Present	Zaidan Novari	Present
			Komaruddin Hidayat	Present	Saladin Dharmanugraha Effendi	Present
			Mohamad Nasir	Present	Grandhis Helmi Harumansyah	Present
			Felicitas Tallulembang	Present	Ari Rizaldi	Not present
					Harry Gusti Utama	Present
					Prof. Dr. KH. Hasanudin, M.Ag	Present
					DR. H. Mohamad Hidayat, MBA, M.H	Present
					Dr. H. Oni Sahroni, MA	Present
					Prof. Dr. K.H. Didin Hafidhuddin, M.Sc	Present

Frequency and Attendance of Board of Commissioners' Meetings

Table of Frequency and Attendance of the Board of Commissioners' Meetings

Name	Position	Board of Commissioners Meeting			Joint Meeting of the Board of Commissioners and the Board of Directors			GMS		
		Number and Percentage of Attendance			Number and Percentage of Attendance			Number and Percentage of Attendance		
		Number of Meetings	Number of Attendance	Percentage	Number of Meetings	Number of Attendance	Persentase	Number of Meetings	Number of Attendance	Percentage
Muliaman Dharmansyah Hadad	President Commissioner concurrently Independent	18	18	100%	12	12	100%	2	2	100%
Adiwarman Azwar Karim	Deputy President Commissioner concurrently Independent	18	18	100%	12	12	100%	2	2	100%
Masduki Baidlowi	Commissioner	18	15	83%	12	11		2	2	100%
Suyanto	Commissioner	18	18	100%	12	12	100%	2	2	100%
Abu Rokhmad	Commissioner	18	15	83%	12	10		2	2	100%
Imam Budi Sarjito*	Commissioner	6	6	100%	4	4	100%	1	1	100%
Sutanto*	Commissioner	6	6	100%	4	4	100%	1	1	100%
Fauzi**	Commissioner	12	11	92%	8	8	100%	-	-	-
Nazaruddin**	Commissioner	12	12	100%	8	8	100%	-	-	-
Komaruddin Hidayat	Independent Commissioner	18	17	94%	12	11		2	2	100%
Mohamad Nasir	Independent Commissioner	18	18	100%	12	12	100%	2	2	100%
Felicitas Tallulembang**	Independent Commissioner	12	12	100%	8	8	100%	-	-	-

*Stopped serving on May 17, 2024
*Started serving on May 17, 2024 and effective on December 10, 2024

Training and/or Competency Development for Members of The Board of Commissioners

The policy related to improving the competence of the Board of Commissioners is regulated in the Human Capital Standard Operating Procedure which aims to ensure that each member of the Board of Commissioners has adequate knowledge and skills in carrying out their duties and responsibilities. The competence development program includes training, workshops, and other activities designed to improve competence in accordance with the latest developments in the Bank's industry and business. Each member of the Board of Commissioners is required to participate in a competency development program periodically to ensure that they continue to have relevant understanding and can make the right decisions. The Board of Commissioners' participation in improving competence during 2024 is as follows.

The realization of capability enhancement programs attended by the Board of Commissioners throughout 2024 is detailed in the following table:

Name	Position	Types of Training and Competency Development Materials/Training	Time and Place of Implementation	Organizer
Muliaman Dharmansyah Hadad	President Commissioner concurrently Independent	Board Forum Q4 2024 Sharing Session Navigating Uncertainty : Role of Islamic Ecosystem in Driving Economic Growth	Bandung/Friday, February 23, 2024	Mandiri Group
		Top Executive Learning Program (TELP) - Series II 2024 Theme: Leadership Transformation	Jakarta/Monday, February 26, 2024	Bank Syariah Indonesia University

Name	Position	Types of Training and Competency Development Materials/Training	Time and Place of Implementation	Organizer
		One Day Workshop for Commissioners & Commissioners' Apparatus of PT Bank Syariah Indonesia, Tbk	Jakarta/Monday, March 4, 2024	Bank Syariah Indonesia University dan IBI
		Board Forum Q1 - 2024 Innovation and Sustainability to Catalyze Mandiri's Market Dominance Sharing Session Sustainability Synergy: Constructive Collaboration on Mandiri Ecosystem	Jakarta/Monday, May 20, 2024	PT Bank Mandiri (Persero) Tbk
		Board Forum Q2 - 2024 Strategic Innovation in Conglomerates for Market Domination	Jakarta/Friday, August 09, 2024	PT Bank Mandiri (Persero) Tbk
		Recertification Provision for Equivalency Level 7 Risk Management	Jakarta/ Monday, August 19, 2024	Indonesia Risk Professional Association - IRPA
		Sharing Session at the National Working Meeting (RAKERNAS) of PT Bank Syariah Indonesia Tbk by Juan Hasang Enterprise Solution Architect Manager AWS Indonesia Topic: Bank of The Future	Bandung/ Friday, December 20, 2024	PT Bank Syariah Indonesia Tbk
Adiwarman Azwar Karim	Deputy President Commissioner concurrently Independent	Board Forum Q4 Tahun 2024 Sharing Session Navigating Uncertainty : Role of Islamic Ecosystem in Driving Economic Growth	Bandung/ Friday, February 23, 2024	Mandiri Group
		Top Executive Learning Program (TELP) - Series II 2024 Theme: Leadership Transformation	Jakarta/ Monday, February 26, 2024	Bank Syariah Indonesia University
		One Day Workshop for Commissioners & Commissioners' Apparatus of PT Bank Syariah Indonesia, Tbk	Jakarta/ Monday, March 4, 2024	Bank Syariah Indonesia University and IBI
		Board Forum Q1 - 2024 Innovation and Sustainability to Catalyze Mandiri's Market Dominance Sharing Session Sustainability Synergy: Constructive Collaboration on Mandiri Ecosystem	Jakarta/ Monday, May 20, 2024	PT Bank Mandiri (Persero) Tbk
		Board Forum Q2 - 2024 Strategic Innovation in Conglomerates for Market Domination	Jakarta/ Friday, August 09, 2024	PT Bank Mandiri (Persero) Tbk
		National Seminar "DEVELOPMENT OF SYARIAH BANK PRODUCTS: "Strengthening the Characteristics and Regulation of Islamic Banking"	Jakarta/ Wednesday, November 06, 2024	ASBISINDO
		Board Forum Q3 - 2024 Collaborative Future : Paving Pathways For Better Indonesia	Jakarta/ Friday, November 15, 2024	Mandiri Group
		Top Executive Learning Program (TELP) - December 2024 Theme: Execution Matters: Plans Change Nothing	Jakarta/ Tuesday, December 17, 2024	Bank Syariah Indonesia University
		Sharing Session at the National Working Meeting (RAKERNAS) of PT Bank Syariah Indonesia Tbk by Juan Hasang Enterprise Solution Architect Manager AWS Indonesia Topic: Bank of The Future	Bandung/ Friday, December 20, 2024	PT Bank Syariah Indonesia Tbk
Masduki Baidlowi	Commissioner	Board Forum Q4 Tahun 2024 Sharing Session Navigating Uncertainty : Role of Islamic Ecosystem in Driving Economic Growth	Bandung/ Friday, February 23, 2024	Mandiri Group
		Top Executive Learning Program (TELP) - Series II 2024 Theme: Leadership Transformation	Jakarta/ Monday, February 26, 2024	Bank Syariah Indonesia University
		One Day Workshop for Commissioners & Commissioners' Apparatus of PT Bank Syariah Indonesia, Tbk	Jakarta/ Monday, March 4, 2024	Bank Syariah Indonesia University and IBI

Name	Position	Types of Training and Competency Development Materials/Training	Time and Place of Implementation	Organizer
		Board Forum Q1 - 2024 Innovation and Sustainability to Catalyze Mandiri's Market Dominance Sharing Session Sustainability Synergy: Constructive Collaboration on Mandiri Ecosystem	Jakarta/ Monday, May 20, 2024	PT Bank Mandiri (Persero) Tbk
		Board Forum Q2 - 2024 Strategic Innovation in Conglomerates for Market Domination	Jakarta/ Friday, August 09, 2024	PT Bank Mandiri (Persero) Tbk
		National Seminar: "ISLAMIC BANKING PRODUCT DEVELOPMENT: Strengthening Characteristics and Regulations in Sharia Banking"	Jakarta/ Wednesday, November 06, 2024	ASBISINDO
		Board Forum Q3 - 2024 Collaborative Future : Paving Pathways For Better Indonesia	Jakarta/ Friday, November 15, 2024	Mandiri Group
		Sharing Session at the National Working Meeting (RAKERNAS) of PT Bank Syariah Indonesia Tbk by Juan Hasang Enterprise Solution Architect Manager AWS Indonesia Topic: Bank of The Future	Bandung/ Friday, December 20, 2024	PT Bank Syariah Indonesia Tbk
Suyanto	Commissioner	Knowledge Sharing Forum (KSF) Series 1 Tahun 2024 Gen AI Seasons	Jakarta/Wednesday, January 10, 2024	Bank Syariah Indonesia University
		Board Forum Q4 Tahun 2024 Sharing Session Navigating Uncertainty : Role of Islamic Ecosystem in Driving Economic Growth	Bandung/ Friday, February 23, 2024	Mandiri Group
		Top Executive Learning Program (TELP) - Series II Tahun 2024 Tema : Leadership Transformation	Jakarta/ Monday, February 26, 2024	Bank Syariah Indonesia University
		One Day Workshop for Commissioners & Commissioners' Apparatus of PT Bank Syariah Indonesia, Tbk	Jakarta/ Monday, March 4, 2024	Bank Syariah Indonesia University dan IBI
		Board Forum Q1 - 2024 Innovation and Sustainability to Catalyze Mandiri's Market Dominance Sharing Session Sustainability Synergy: Constructive Collaboration on Mandiri Ecosystem	Jakarta/ Monday, May 20, 2024	PT Bank Mandiri (Persero) Tbk
		Board Forum Q2 - 2024 Strategic Innovation in Conglomerates for Market Domination	Jakarta/ Friday, August 09, 2024	PT Bank Mandiri (Persero) Tbk
		National Seminar "DEVELOPMENT OF SYARIAH BANK PRODUCTS: "Strengthening the Characteristics and Regulation of Islamic Banking"	Jakarta/ Wednesday, November 06, 2024	ASBISINDO
		Board Forum Q3 - 2024 Collaborative Future : Paving Pathways For Better Indonesia	Jakarta/ Friday, November 15, 2024	Mandiri Group
		Top Executive Learning Program (TELP) - December 2024 Theme: Execution Matters: Plans Change Nothing	Jakarta/ Tuesday, December 17, 2024	Bank Syariah Indonesia University
		Sharing Session at the National Working Meeting (RAKERNAS) of PT Bank Syariah Indonesia Tbk by Juan Hasang Enterprise Solution Architect Manager AWS Indonesia Topic: Bank of The Future	Bandung/ Friday, December 20, 2024	PT Bank Syariah Indonesia Tbk
Abu Rokhmad	Commissioner	Board Forum Q4 Tahun 2024 Sharing Session Navigating Uncertainty : Role of Islamic Ecosystem in Driving Economic Growth	Bandung/ Friday, February 23, 2024	Mandiri Group
		Top Executive Learning Program (TELP) - Series II Tahun 2024 Tema : Leadership Transformation	Jakarta/ Monday, February 26, 2024	Bank Syariah Indonesia University

Name	Position	Types of Training and Competency Development Materials/Training	Time and Place of Implementation	Organizer
		One Day Workshop for Commissioners & Commissioners' Apparatus of PT Bank Syariah Indonesia, Tbk	Jakarta/ Monday, March 4, 2024	Bank Syariah Indonesia University and IBI
		Board Forum Q1 - 2024 Innovation and Sustainability to Catalyze Mandiri's Market Dominance Sharing Session Sustainability Synergy: Constructive Collaboration on Mandiri Ecosystem	Jakarta/ Monday, May 20, 2024	PT Bank Mandiri (Persero) Tbk
		Board Forum Q2 - 2024 Strategic Innovation in Conglomerates for Market Domination	Jakarta/ Friday, August 09, 2024	PT Bank Mandiri (Persero) Tbk
		Sharing Session at the National Working Meeting (RAKERNAS) of PT Bank Syariah Indonesia Tbk by Juan Hasang Enterprise Solution Architect Manager AWS Indonesia Topic: Bank of The Future	Bandung/ Friday, December 20, 2024	PT Bank Syariah Indonesia Tbk
Imam Budi Sarjito*	Commissioner	Board Forum Q4 2024 Sharing Session Navigating Uncertainty: Role of Islamic Ecosystem in Driving Economic Growth	Bandung, February 23 2024	BSI X Mandiri
		Top Executive Learning Program (TELP) Series II Tahun 2024 Tema :Leadership Transformation	Jakarta, Monday, February 26 2024	Bank Syariah Indonesia University
		One Day Workshop for Commissioners & Commissioners' Apparatus of PT Bank Syariah Indonesia, Tbk	Jakarta, Monday, March 4 2024	Bank Syariah Indonesia University X IBI
Sutanto*	Commissioner	Board Forum Q4 2024 Sharing Session Navigating Uncertainty: Role of Islamic Ecosystem in Driving Economic Growth	Bandung, Fridat, Februariy 23 2024	BSI X Mandiri
		Top Executive Learning Program (TELP) - Series II Tahun 2024 Tema :Leadership Transformation	Jakarta, Monday, February 26 2024	Bank Syariah Indonesia University
		One Day Workshop for Commissioners & Commissioners' Apparatus of PT Bank Syariah Indonesia, Tbk	Jakarta, Mondat, March 4 2024	Bank Syariah Indonesia University X IBI
Fauzi**	Commissioner	Board Forum Q1 - 2024 Innovation and Sustainability to Catalyze Mandiri's Market Dominance Sharing Session Sustainability Synergy: Constructive Collaboration on Mandiri Ecosystem	Jakarta/ Monday, May 20, 2024	PT Bank Mandiri (Persero) Tbk
		Basic Training of Islamic Banking	Online/Thursday-Friday, July 4-5, 2024	Lembaga Pengembangan Perbankan Indonesia (LPPI)
		Commissioner Alignment Seminar (Level 4 and Level 5)	Jakarta/Wednesday-Thursday, July 17-18, 2024	PT Bank Syariah Indonesia Tbk
		Board Forum Q2 - 2024 Strategic Innovation in Conglomerates for Market Domination	Jakarta/ Friday, August 09, 2024	PT Bank Mandiri (Persero) Tbk
		National Seminar "DEVELOPMENT OF SYARIAH BANK PRODUCTS: "Strengthening the Characteristics and Regulation of Islamic Banking"	Jakarta/ Wednesday, November 06, 2024	ASBISINDO
		Board Forum Q3 - 2024 Collaborative Future : Paving Pathways For Better Indonesia	Jakarta/ Friday, November 15, 2024	Mandiri Group
		Top Executive Learning Program (TELP) - December 2024 Theme: Execution Matters: Plans Change Nothing	Jakarta/ Tuesday, December 17, 2024	Bank Syariah Indonesia University
		Sharing Session at the National Working Meeting (RAKERNAS) of PT Bank Syariah Indonesia Tbk by Juan Hasang Enterprise Solution Architect Manager AWS Indonesia Topic: Bank of The Future	Bandung/ Friday, December 20, 2024	PT Bank Syariah Indonesia Tbk

Name	Position	Types of Training and Competency Development Materials/Training	Time and Place of Implementation	Organizer
Nazaruddin**	Commissioner	Board Forum Q1 - 2024 Innovation and Sustainability to Catalyze Mandiri's Market Dominance Sharing Session Sustainability Synergy: Constructive Collaboration on Mandiri Ecosystem	Jakarta/ Monday, May 20, 2024	PT Bank Mandiri (Persero) Tbk
		Basic Training of Islamic Banking	Online/Thursday-Friday, July 4-5, 2024	Indonesian Banking Development Institute (LPPI)
		Commissioner Alignment Seminar (Level 4 and Level 5)	Jakarta/Wednesday-Thursday, July 17-18, 2024	PT Bank Syariah Indonesia Tbk
		Board Forum Q2 - 2024 Strategic Innovation in Conglomerates for Market Domination	Jakarta/ Friday, August 09, 2024	PT Bank Mandiri (Persero) Tbk
		National Seminar "DEVELOPMENT OF SYARIAH BANK PRODUCTS: "Strengthening the Characteristics and Regulation of Islamic Banking"	Jakarta/ Wednesday, November 06, 2024	ASBISINDO
		Top Executive Learning Program (TELP) - December 2024 Theme: Execution Matters: Plans Change Nothing	Jakarta/ Tuesday, December 17, 2024	Bank Syariah Indonesia University
		Sharing Session at the National Working Meeting (RAKERNAS) of PT Bank Syariah Indonesia Tbk by Juan Hasang Enterprise Solution Architect Manager AWS Indonesia Topic: Bank of The Future	Bandung/ Friday, December 20, 2024	PT Bank Syariah Indonesia Tbk
Komaruddin Hidayat	Independent Commissioner	Board Forum Q4 Tahun 2024 Sharing Session Navigating Uncertainty : Role of Islamic Ecosystem in Driving Economic Growth	Bandung/ Friday, February 23, 2024	Mandiri Group
		Top Executive Learning Program (TELP) - Series II Tahun 2024 Tema : Leadership Transformation	Jakarta/ Monday, February 26, 2024	Bank Syariah Indonesia University
		One Day Workshop for Commissioners & Commissioners' Apparatus of PT Bank Syariah Indonesia, Tbk	Jakarta/ Monday, March 4, 2024	Bank Syariah Indonesia University and IBI
		Board Forum Q1 - 2024 Innovation and Sustainability to Catalyze Mandiri's Market Dominance Sharing Session Sustainability Synergy: Constructive Collaboration on Mandiri Ecosystem	Jakarta/ Monday, May 20, 2024	PT Bank Mandiri (Persero) Tbk
		Board Forum Q2 - 2024 Strategic Innovation in Conglomerates for Market Domination	Jakarta/ Friday, August 09, 2024	PT Bank Mandiri (Persero) Tbk
		National Seminar "DEVELOPMENT OF SYARIAH BANK PRODUCTS: "Strengthening the Characteristics and Regulation of Islamic Banking"	Jakarta/ Wednesday, November 06, 2024	ASBISINDO
		Board Forum Q3 - 2024 Collaborative Future : Paving Pathways For Better Indonesia	Jakarta/ Friday, November 15, 2024	Mandiri Group
		Top Executive Learning Program (TELP) - December 2024 Theme: Execution Matters: Plans Change Nothing	Jakarta/ Tuesday, December 17, 2024	Bank Syariah Indonesia University
		Sharing Session at the National Working Meeting (RAKERNAS) of PT Bank Syariah Indonesia Tbk by Juan Hasang Enterprise Solution Architect Manager AWS Indonesia Topic: Bank of The Future	Bandung/ Friday, December 20, 2024	PT Bank Syariah Indonesia Tbk

Name	Position	Types of Training and Competency Development Materials/Training	Time and Place of Implementation	Organizer
Mohamad Nasir	Independent Commissioner	Banking Risk Management Refreshment Level 5: Managing Insurance Risk, Intra Group Transaction Risk, Stress & Back Testing and Analyzing Information System Needs	Online/Friday, January 26, 2024	Bank Syariah Indonesia University
		Board Forum Q4 2024 Sharing Session Navigating Uncertainty : Role of Islamic Ecosystem in Driving Economic Growth	Bandung/Friday, February 23, 2024	Mandiri Group
		Top Executive Learning Program (TELP) - Series II 2024 Theme: Leadership Transformation	Jakarta/Monday, February 26, 2024	Bank Syariah Indonesia University
		One Day Workshop for Commissioners & Commissioners' Apparatus of PT Bank Syariah Indonesia, Tbk	Jakarta/Monday, March 4, 2024	Bank Syariah Indonesia University and IBI
		Board Forum Q1 - 2024 Innovation and Sustainability to Catalyze Mandiri's Market Dominance Sharing Session Sustainability Synergy: Constructive Collaboration on Mandiri Ecosystem	Jakarta/Monday, May 20, 2024	PT Bank Mandiri (Persero) Tbk
		Board Forum Q2 - 2024 Strategic Innovation in Conglomerates for Market Domination	Jakarta/Friday, August 09, 2024	PT Bank Mandiri (Persero) Tbk
		National Seminar "DEVELOPMENT OF SYARIAH BANK PRODUCTS: "Strengthening the Characteristics and Regulation of Islamic Banking"	Jakarta/Wednesday, November 06, 2024	ASBISINDO
		Board Forum Q3 - 2024 Collaborative Future : Paving Pathways For Better Indoneisa	Jakarta/Friday, November 15, 2024	Mandiri Group
		Top Executive Learning Program (TELP) - December 2024 Theme: Execution Matters: Plans Change Nothing	Jakarta/Tuesday, December 17, 2024	Bank Syariah Indonesia University
		Sharing Session di Rapat Kerja Nasional (RAKERNAS) PT Bank Syariah Indonesia Tbk by Juan Hasang Enterprise Solution Architecht Manager AWS Indonesia	Bandung/Friday, December 20, 2024	PT Bank Syariah Indonesia Tbk
Felicitas Tallulembang**	Independent Commissioner	Board Forum Q1 - 2024 Innovation and Sustainability to Catalyze Mandiri's Market Dominance Sharing Session Sustainability Synergy: Constructive Collaboration on Mandiri Ecosystem	Jakarta/May 20, 2024	Mandiri Group
		Briefing on Certification Scheme for Level 4 Banking Risk Management	Online/Monday-Tuesday, June 24-25, 2024	ASBISINDO
		Basic Sharia Baking Training (PDPS)	Online/Thursday-Friday, July 4-5, 2024	LPPI
		Briefing on Certification Scheme for Level 4 Banking Risk Management (Advanced)	Jakarta/Wednesday, July 10, 2024	ASBISINDO
		Briefing on Certification Scheme for Level 6 Banking Risk Management (Fast Track)	Online/July 27-28, 2024	JMS Education
		Onboarding Commissioner Program Batch 8 2024	Jakarta/Wednesday – Thursday, 07 – 08 August 2024	BUMN
		Board Forum Q2 - 2024 Strategic Innovation in Conglomerates for Market Domination	Jakarta/Friday, 09 August 2024	Mandiri Group
		Intensification of Certification Scheme Materials for Level 6 Banking Risk Management (Fast Track)	Online/Friday, 16 August 2024	JMS Education
		National Seminar: "ISLAMIC BANKING PRODUCT DEVELOPMENT: Strengthening Characteristics and Regulations in Sharia Banking"	Jakarta/Wednesday, November 06, 2024	ASBISINDO

Name	Position	Types of Training and Competency Development Materials/Training	Time and Place of Implementation	Organizer
		Top Executive Learning Program (TELP) - December 2024 Theme: Execution Matters: Plans Change Nothing	Jakarta/Tuesday, December 17, 2024	Bank Syariah Indonesia University
		Sharing Session at the National Working Meeting (RAKERNAS) of PT Bank Syariah Indonesia Tbk by Juan Hasang Enterprise Solution Architect Manager AWS Indonesia	Bandung/Friday, December 20, 2024	PT Bank Syariah Indonesia Tbk

*Stopped serving on May 17, 2024
*Started serving on May 17, 2024 and effective on December 10, 2024

Orientation Program for New Commissioners

Given the diverse backgrounds of the Board of Commissioners members, BSI consistently organizes an introduction program for new members. Through this program, the Board of Commissioners can get to know each other and build teamwork that is solid, comprehensive, and effective while also gaining a general understanding of the condition of Bank Syariah Indonesia.

In line with the Board Manual (Guidelines for the Board of Commissioners and Board of Directors), the orientation program for the Board of Commissioners includes:
1. Corporate introduction covering Corporate Strategy, Vision, and Mission
2. Islamic Banking Training
3. Risk Management Training
4. Training on Good Corporate Governance (GCG) for Public Companies

In 2024, three (3) new members joined the Board of Commissioners: Fauzi, Nazaruddin, and Felicitas Tallulembang. All new Commissioners have participated in the orientation program, with the schedule and topics as follows.

No	Training	Time	Organizer
1.	Orientation Program for BoC & DPS - Corporate Plan	Wednesday, June 5, 2024 09.00-10.30	• PT Bank Syariah Indonesia Tbk Bank Syariah Indonesia University • Corporate Secretary and Communication Group • Change Management & Transformation Office Group
2.	Orientation Program for BoC & DPS - Introduction to Sharia and Sharia Contracts	Thursday, June 6, 2024 09.00-10.30	• PT Bank Syariah Indonesia Tbk Bank Syariah Indonesia University • Corporate Secretary and Communication Group • Compliance & AML-CFT Group
3.	Orientation Program for BoC & DPS - Bank Soundness Level (TKB)	Friday, June 7, 2024 09.00-10.30	• PT Bank Syariah Indonesia Tbk Bank Syariah Indonesia University • Corporate Secretary and Communication Group • Operational Portfolio & Market Risk Group
4.	Orientation Program for BoC & DPS - One Culture	Monday, June 10, 2024 09.00-10.30	• PT Bank Syariah Indonesia Tbk Bank Syariah Indonesia University • Corporate Secretary and Communication Group
5.	Orientation Program for BoC & DPS - Bank Business Plan (RBB)	Wednesday, June 12, 2024 13.00-14.30	• PT Bank Syariah Indonesia Tbk Bank Syariah Indonesia University • Corporate Secretary and Communication Group • Strategic Planning & Performance Management Group
6.	Orientation Program for BoC & DPS - Good Corporate Governance (GCG)	Thursday, June 13, 2024 08.00-09.30	• PT Bank Syariah Indonesia Tbk Bank Syariah Indonesia University • Corporate Secretary and Communication Group • Compliance & AML-CFT Group

Recommendationsand Implementation of The Board of Commissioners' Duties

In accordance with BSI's Articles of Association, the Board of Commissioners is responsible for supervising management policies, overseeing the overall management of the Company and its business carried out by the Board of Directors, and providing advice to the Board of Directors. This includes supervising the implementation of the Company's long-term plans, corporate work plans, the provisions of the Articles of Association, resolutions of the GMS, as well as applicable laws and regulations, while ensuring alignment with the Company's objectives.

In general, the Board of Commissioners expects management to maintain sustainable performance in the future. Specifically, the Board of Commissioners' responses, advice, and recommendations on BSI's performance as of December 31, 2024, are as follows:

No.	Topic	Directions/Advice/Recommendations from the Board of Commissioners
1.	Performance	The Board of Commissioners appreciates the management's performance as of December 31, 2024, which has demonstrated healthy, efficient, and resilient growth, as reflected in: 1. Total assets reaching IDR408.6 trillion, growing 15.6% YoY (108% of the target); 2. Net profit of IDR7.0 trillion, growing 22.8% YoY (115.2% of the target); 3. Cost to Income Ratio at 50.89%, better than the target of 51.49%; 4. Maintained financing quality, with NPF Gross at 1.90%, better than the target of 2.00%; and 5. The successful implementation of strategic initiatives such as the launch of BYOND, Project Bosphorus, New CMS, and others
2.	Third-Party Funds	1. CASA as of December 31, 2024, reached IDR197 trillion, growing 10.65% from December 2023 but achieving only 97.78% of the target (IDR201 trillion), mainly due to the unmet Giro target. A strategy should be developed to sustain transactional Giro growth, including optimizing the Islamic Ecosystem (ISE) and the New CMS application. 2. Savings grew Rp15.8 trillion YoY (from IDR124.7 trillion in December 2023 to IDR140.5 trillion in December 2024, a 12.67% increase). Efforts should be made to prevent a significant decline in January 2025. 3. To further increase Savings growth, the Restricted Investment product could be considered a game changer due to its significant nominal value and growth throughout 2024. 4. The Top 50 depositor concentration in December 2024 was IDR77.9 trillion, an increase of Rp6.8 trillion from December 2023 (IDR71.1 trillion), with a growth of 9.6%. Although its concentration decreased from 24.19% (December 2023) to 23.79% (December 2024) and remains below the appetite limit (30%), early management of Cost of Funds (CoF) is necessary given the likelihood of high fund pricing in the market.
3.	Financing	1. Consumer financing realization in December 2024 reached IDR138.2 trillion, achieving 97.22% of the target. Given its high yield and good quality, an upfront loading strategy should be prepared. 2. The significant improvement in SME Segment Collectibility 2, which improved by 95 bps YoY, should continue to be monitored to ensure sustainability. 3. For new disbursements of Auto Financing Products, which now use a Captive Customer-based business model, quality control must be maintained in 2025, as NPF and Collectibility 2 stood at 2.62% and 3.14%, respectively, with a write-off of IDR117 billion in December 2024.
4.	Profit & Loss	1. Overhead costs exceeded the budget in December 2024, particularly in BUA expenses (IDR5,572 billion vs. budget of IDR5,285 billion) and promotion costs (IDR944 billion vs. budget of IDR847 billion). This should be addressed and evaluated, especially when preparing future budgets and controlling overhead costs more strictly, particularly non-business-related expenses. 2. The Bank should expedite licensing for independent Hasanah Card management from Financial Services Authority (OJK) to boost revenue from both financing and Fee-Based Income in 2025.
5.	Others	1. The Bank should anticipate and mitigate global economic risks, such as the U.S. presidential election in 2025, trade war escalations, geopolitical tensions in the Middle East, and declining preference for green economy trends, as well as domestic risks such as potential fiscal deficits, inflation, and exchange rate fluctuations that may impact the Bank's business and performance. 2. User registration (UREG) for BYOND reached 1.98 million customers by December 31, 2024, with 1.31 million activated users (66.3%). Meanwhile, UREG for BSI Mobile reached 7.39 million customers, with 3.52 million active users (47.6%). While BYOND's activation rate is higher, only 26.79% of BSI Mobile customers have migrated to BYOND. The migration process must be reviewed and accelerated for optimal implementation. 3. The Bank should intensify the activation program for EDC (Electronic Data Capture) machines. 4. The Bank should expedite the Bullion Bank licensing process with OJK to optimize the growing gold business potential in Indonesia

Throughout 2024, the Board of Commissioners has fulfilled its supervisory duties and responsibilities regarding the Bank's management policies and operations, in accordance with applicable laws and regulations, the Company's Articles of Association, and the Work Plan established at the beginning of the year. The key supervisory activities carried out include:

1. Supervising the Implementation of the Bank Business Plan (RBB):
    a. Directing, monitoring, and evaluating the implementation of the Bank's strategic policies for 2024-2026, including assessments of the Corporate Plan, RBB, and financial performance on a monthly basis.
    b. Overseeing the achievement of the RBB, particularly key business plan objectives such as credit distribution, asset quality improvement, third-party fund collection, productivity, and efficiency.
    c. Reviewing the Revised RBB for 2024-2026.
    d. Evaluating the realization of the RBB as reported to the Financial Services Authority (OJK) on a semi-annual basis and submitting the RBB supervision report to OJK.
    e. Reviewing and approving the Bank Business Plan (RBB) for 2025-2027.
2. Reviewing Financial Information: Analyzing financial reports to be issued by the Company, as prepared by Public Accounting Firms (KAP) or other external parties.
3. Supervising Internal Control at BSI:
    a. Ensuring that BSI's internal control system is operating effectively.
    b. Ensuring that the Board of Directors monitors the effectiveness of the Internal Audit Business Unit (SKAI).
    c. Overseeing the implementation of the Internal Audit Business Unit's (SKAI) duties.
4. Supervising the Bank's Soundness Level: Conducting supervision, monitoring, and evaluation of the Bank's financial soundness on a semi-annual basis and supporting the Board of Directors in taking necessary actions to maintain and/or improve the Bank's soundness level.
5. Supervising the Risk Management Unit: Monitoring risk management strategies to ensure the Bank operates within acceptable risk tolerance levels
6. Supervising Compliance Implementation at BSI:
    a. Evaluating BSI's compliance function, ensuring it is effectively implemented, and providing recommendations to the Board of Directors to enhance compliance quality.
    b. Reviewing compliance function reports and updates on the duties of the Compliance Director, as periodically submitted by the Board of Directors.
    c. Monitoring the implementation of the Anti-Fraud Strategy, Anti-Money Laundering and Counter-Terrorism Financing (AML-CFT) Program, and Customer Due Diligence Principles.
    d. Ensuring the adoption of Good Corporate Governance (GCG) principles and practices at all levels, including overseeing GCG implementation, reviewing GCG reports submitted by the Board of Directors, and monitoring the results of the GCG self-assessment.
7. Evaluation and Supervision of Information Technology: Evaluating, directing, and monitoring the Bank's IT strategic plans and IT-related policies at BSI.
8. Monitoring Human Resource (HR) Development: Overseeing and evaluating the management and development of human resources (HR), particularly in relation to strategic HR functions that support the Bank's performance objectives.
9. Approving Matters Requiring Board of Commissioners' Approval: Granting approval for matters that require Board of Commissioners' consent, as stipulated by applicable regulations and the Company's Articles of Association.
10. Conducting Supervisory Visits. In 2024, the Board of Commissioners conducted supervisory visits to six (6) Regional Offices, including Regional and/or Branch Offices located in Region I (Aceh), Region II (Medan), Region VII (Semarang), Region VIII (Surabaya), Region IX (Kalimantan), and Region X (Makassar) to ensure effective implementation of policies, regulatory compliance, and operational efficiency across the Bank's branches.

Board of Commissioners Performance Assessment

Board of Commissioners Performance Assessment Implementation Procedure

The Board of Commissioners' performance assessment, conducted through the GMS, follows these steps:

1. The Board of Commissioners submits a performance report for evaluation by shareholders at the GMS.
2. Performance is evaluated based on predefined indicators aligned with the Board's duties and responsibilities.
3. The self-assessment results of each Commissioner serve as a reference for shareholders when deciding on reappointments or dismissals. The results also serve as a benchmark for improving the effectiveness of the Board of Commissioners.

Evaluation Criteria for The Board Of Commissioners

No.	Indicator	Assessment Weight
1	The Board of Commissioners holds at least four (4) Board meetings annually	10%
2	The Board of Commissioners holds at least four (4) joint meetings with the Board of Directors annually.	10%
3	The Board of Commissioners holds at least one (1) joint meeting with the Sharia Supervisory Board (DPS) annually.	10%
4	The Board of Commissioners participates in at least one (1) seminar or training per year to enhance knowledge, expertise, and skills in their respective fields.	10%
5	The Board of Commissioners conducts at least two (2) branch or regional office visits annually as part of its supervisory function.	10%
6	The Board of Commissioners evaluates the performance of Bank Syariah Indonesia at least four (4) times per year.	10%
7	The Board of Commissioners prepares and submits the Bank Business Plan Supervision Report to regulators at least twice (2) per year.	10%
8	The Board of Commissioners reviews, evaluates, and approves matters that require Board approval as stipulated by applicable regulations and the Company's Articles of Association	10%
9	The Board of Commissioners ensures the implementation of Good Corporate Governance (GCG) principles and practices at all organizational levels.	10%
10	The Board of Commissioners ensures that the committees under its supervision, including the Audit Committee, Risk Monitoring Committee, and Nomination & Remuneration Committee, effectively carry out their duties in accordance with applicable regulations. The following indicators are used to assess the implementation of the duties and functions of the committees under the Board of Commissioners: • Implementation of Committee Meetings and Work Plans • Attendance and participation in Committee Meetings • Submission of review results to the Board of Commissioners • Timely preparation and submission of Committee Reports	10%

Parties That do The Assessment

The performance assessment of the Board of Commissioners was carried out through self-assessment. The results awere reported in the GMS.

Results of The Directors 'Performance Assessment

No.	Indicator	Assessment Weight	Achievement
1	The Board of Commissioners holds at least four (4) Board meetings annually	10%	100%
2	The Board of Commissioners holds at least four (4) joint meetings with the Board of Directors annually.	10%	100%
3	The Board of Commissioners holds at least one (1) joint meeting with the Sharia Supervisory Board (DPS) annually.	10%	100%
4	The Board of Commissioners participates in at least one (1) seminar or training per year to enhance knowledge, expertise, and skills in their respective fields.	10%	100%
5	The Board of Commissioners conducts at least two (2) branch or regional office visits annually as part of its supervisory function.	10%	100%
6	The Board of Commissioners evaluates the performance of Bank Syariah Indonesia at least four (4) times per year.	10%	100%
7	The Board of Commissioners prepares and submits the Bank Business Plan Supervision Report to regulators at least twice (2) per year.	10%	100%
8	The Board of Commissioners reviews, evaluates, and approves matters that require Board approval as stipulated by applicable regulations and the Company's Articles of Association	10%	100%
9	The Board of Commissioners ensures the implementation of Good Corporate Governance (GCG) principles and practices at all organizational levels.	10%	100%

No.	Indicator	Assessment Weight	Achievement
10	The Board of Commissioners ensures that the committees under its supervision, including the Audit Committee, Risk Monitoring Committee, and Nomination & Remuneration Committee, effectively carry out their duties in accordance with applicable regulations. The following indicators are used to assess the implementation of the duties and functions of the committees under the Board of Commissioners: • Implementation of Committee Meetings and Work Plans • Attendance and participation in Committee Meetings • Submission of review results to the Board of Commissioners • Timely preparation and submission of Committee Reports	10%	100%

Performance Assessment of the Board of Directors

Procedure for Implementing the Board of Directors' Performance Assessment

The performance evaluation of the Board of Directors is conducted by the Board of Commissioners with the assistance of the Nomination and Remuneration Committee. The results of the review are used as a basis for determining the number of bonuses (tantiem) for the Board of Directors and the Board of Commissioners. The results of the performance review of the Board of Directors are then submitted to the General Meeting of Shareholders (GMS).

Criteria for The Board Of Directors' Performance Assessment

The performance assessment of the Board of Directors is based on the achievement of Key Performance Indicators (KPI). The KPIs for 2024 include:

1. Financial Perspective
2. Internal Process Perspective
3. People Development Perspective

Party Responsible for The Assessment

The performance assessment of the Board of Directors is carried out by the Board of Commissioners with the assistance of the Nomination and Remuneration Committee and then submitted to the GMS.

RESULTS OF THE DIRECTORS 'PERFORMANCE ASSESSMENT

No	Perspective	Weight	KPI	Weight	Target	Description	Characteristic	Dec-24			
								Real	Target	Penc.	Skor
1	Financial	60.00%	ROE (Return on Equity)	15%	15.63%	Return on Equity as of December 2024	Max	17.77%	15.63%	113.67%	17.05
2			Net Profit BSI	20%	IDR 6,080 billion	Profit after tax and zakat	Max	IDR 7,006 billion	IDR 6,080 Billion	115.23%	23.05
3			Bank Soundness Rating	15%	2	Composite Bank Soundness Level	Min	2	2	100.00%	15.00
4			Financing	10%	IDR 272,987 billion	BSI Financing as of December 2024	Max	IDR 278,481 billion	IDR 272,987 billion	102.01%	10.20
5			FaR	15%	8.63%	Financing at Risk as of December 2024	Min	7.25%	8.63%	115.94%	17.39
6	Internal Process	15.00%	Market Capitalization (Rp. T)	15%	IDR 110 Trillion	Market Capitalization as of December 2024	Max	IDR 126 Trillion	IDR 110 Trillion	114.48%	17.17
7	People Development	10.00%	Employee Productivity	10%	IDR 348 Million/ Employee	Net profit per employee (IDR millions)	Max	IDR 406 Million/ Employee	IDR 348 Million/ Employee	116.67%	11.67
			TOTAL	**100%**							**111.53**

Performance Assessment of Committees Under The Board of Commissioners and Assessment Basis

The Board of Commissioners ensures that the committees under its supervision, namely the Audit Committee, Risk Monitoring Committee, and Nomination & Remuneration Committee, effectively perform their duties and functions in accordance with applicable regulations. The performance assessment of these committees is conducted annually by the Board of Commissioners.

The criteria for assessing the performance of the committees in carrying out their duties and functions include:
1. Implementation of Committee Meetings and Work Plans
2. Attendance and participation in Committee Meetings
3. Submission of review results to the Board of Commissioners
4. Timely preparation and submission of Committee Reports

AUDIT COMMITTEE

The Audit Committee has the duty and responsibility to assist the Board of Commissioners in supervising the Bank, especially in carrying out the duties and functions of supervision on matters related to financial information, internal control systems (Internal Control System), and the effectiveness of audits by internal auditors and external auditors. Throughout 2024, the Audit Committee has carried out its duties and responsibilities well. The Audit Committee has held 22 (twenty-two) meetings and carried out its duties, including:
1. Conducting a review of the implementation of audits by internal and external auditors, and supervising the implementation of follow-up actions by the Board of Directors on the auditor's findings;
2. Providing Recommendations for the Proposal for the Appointment of a Public Accounting Firm (KAP) and Public Accountant (AP) for the Audit of the Annual Financial Report of PT Bank Syariah Indonesia Tbk in 2024;
3. Providing the Audit Committee's recommendation to the Board of Commissioners regarding the approval of the Audit Service Honorarium for BSI's Financial Statements for the 2024 Fiscal Year;
4. Providing the Audit Committee's recommendation to the Board of Commissioners regarding the approval of Published Financial Statements throughout 2024.

NOMINATION AND REMUNERATION COMMITTEE

The Nomination and Remuneration Committee has the duty and responsibility to assist the Board of Commissioners in carrying out matters relating to remuneration and nominations for members of the Board of Directors and Board of Commissioners.

Throughout 2024, the Nomination and Remuneration Committee has carried out its duties and responsibilities well. The Nomination and Remuneration Committee has held 3 (three) meetings and carried out its duties, including:
1. Proposal for the 2024 Management Remuneration and 2023 Performance Bonus (Tantiem).
2. Proposal for Candidates for the Sharia Supervisory Board (DPS) of BSI for 2024.
3. Recommendation for Candidates for the Company's Management

Risk Monitoring Committee

The Risk Monitoring Committee has the duty and responsibility to supervise and provide advice to the Board of Directors regarding the Bank's risk management. Throughout 2024, the Risk Monitoring Committee has carried out its duties and responsibilities well. The Risk Monitoring Committee has held 24 (twenty four) meetings and carried out its duties, including:
1. Conducting an evaluation of the suitability between risk management policies and the implementation of Bank policies;
2. Conduct monitoring and evaluation of the implementation of the duties of the Risk Management Committee and risk management work units;
3. Overseeing and evaluating the Bank's Financial Soundness Report on a semi-annual basis.;
4. Supervising and evaluating Compliance Reports, including:
   a. Report on the Duties & Responsibilities of the Director overseeing Compliance / Compliance Report,
   b. Integrated Compliance Report & Integrated Governance Report,
   c. Anti-Money Laundering and Counter-Terrorism Financing (AML-CFT) Report;
5. Supervising and evaluating the Bank's Human Resource Development Strategy

6. Monitoring the Recovery & Resolution Plan reporting
7. Overseeing risk management related to corporate actions or other initiatives, such as proposals for Threshold Limits (Board of Directors' authority requiring Board of Commissioners' approval).

Mechanism for Termination and Resignation of The Board of Commissioners

The term of office of a Board of Commissioners member ends under the following circumstances:

1. Their resignation becomes effective.
2. They pass away.
3. Their term of office expires.
4. They are dismissed based on a resolution of the General Meeting of Shareholders (GMS).
5. They are declared bankrupt by the Commercial Court with a final and binding decision or placed under guardianship by a court ruling.
6. They no longer meet the requirements to serve as a Commissioner, as stipulated in the Articles of Association and applicable regulations.

As stated in the Articles of Association of Bank Syariah Indonesia, a Board of Commissioners member has the right to resign under the following conditions:

1. A member of the Board of Commissioners may resign before their term expires by submitting a written notice to the Company at least ninety (90) days in advance.
2. The Company is required to convene a GMS within ninety (90) calendar days of receiving the resignation letter to decide on the resignation request.
3. The Company must disclose the resignation to the public and notify the Financial Services Authority (OJK) within two (2) working days after receiving the resignation request and after the GMS decision.
4. Before the resignation becomes effective, the resigning Commissioner remains obligated to fulfill their duties and responsibilities in accordance with the Articles of Association and applicable regulations.
5. A resigning Commissioner remains accountable for their actions as a member of the Board of Commissioners from their appointment until the date their resignation is approved by the GMS.
6. A Commissioner's release from responsibility is granted only after approval in the Annual GMS.



Sharia Supervisory Board

The Sharia Supervisory Board (DPS) is the Bank's organizational body tasked with giving advice and suggestions to the Board of Directors and overseeing the Bank's activities to ensure adherence to sharia principles. The functions should keep the Bank's products, services, and operations in line with sharia principles. DPS also ensures the National Sharia Council's fatwa is applied at the Bank.

In discharging its duties, DPS works with the Compliance Unit (SKKP) and Internal Audit Unit (SKAI) to ensure the Bank's adherence to sharia principles. The DPS is appointed and ratified through the GMS in accordance with recommendations from the National Sharia Council of the Indonesian Ulema Council (DSN MUI).

Profile of The Shariah Supervisory Board

The profile of the Sharia Supervisory Board is detailed in the Company Profile section under the Sharia Supervisory Board Profile in this Annual Report.

Duties and Responsibilities of The Shariah Supervisory Board

The Sharia Supervisory Board has key duties, responsibilities, and functions, including:

1. Acting as a representative of the National Sharia Board (DSN) within the Company.
2. Supervising the Bank's Sharia activities to ensure compliance with applicable Sharia principles.
3. Advising and providing recommendations to the Board of Directors on matters related to Sharia principles.
4. Serving as a mediator between the Company and the National Sharia Board (DSN) in communicating proposals and recommendations for the development of new products and services that require DSN review and fatwas.
5. Assessing and ensuring compliance with Sharia principles in the Bank's operational guidelines and products.
6. Supervising the development process of new products issued by the Bank.
7. Requesting fatwas from the National Sharia Board (DSN) for new products that do not yet have existing fatwas.
8. Conducting periodic reviews to ensure Sharia compliance in the Bank's fundraising, financing, and service mechanisms.
9. Requesting data and information related to Sharia aspects from relevant business units within the Company to support its supervisory duties.
10. Implementing Good Corporate Governance (GCG) principles in carrying out its duties and responsibilities in accordance with applicable laws and regulations.
11. In carrying out its functions, the Sharia Supervisory Board is required to:
    a. Follow the fatwas of the National Sharia Board (DSN).
    b. Report the Bank's Sharia business activities to OJK or its successor institution in accordance with regulatory requirements.

Term of Office of The Sharia Supervisory Board

The appointment of Sharia Supervisory Board members is effective from the closing of the GMS that appoints them or another date specified by the GMS and ends at the close of the third (3rd) Annual GMS after their appointment. This is subject to compliance with Capital Market regulations. However, the GMS has the authority to dismiss a Sharia Supervisory Board member at any time before their term expires, in accordance with applicable Capital Market and Sharia Banking regulations.

Requirements of Sharia Supervisory Board

The requirements for members of the Sharia Supervisory Board are regulated and determined by the National Sharia Council. Members of the Sharia Supervisory Board who have received recommendations from the Indonesian Ulema Council and meet the requirements are appointed and dismissed by the GMS. The appointment of members of the Sharia Supervisory Board becomes effective after receiving approval from the competent authority (OJK). The requirements for members of the Sharia Supervisory Board follow the provisions:

a. haria Banking Law.
b. Bank Indonesia Regulation.
c. OJK Regulation.
d. Decision of the National Sharia Council of the Indonesian Ulema Council.
e. Other applicable laws and regulations.

Guidelines and Regulations of the Sharia Supervisory Board

In carrying out its duties, the Sharia Supervisory Board refers to the Articles of Association which regulate the Requirements of the Sharia Supervisory Board, Duties, Responsibilities and Main Functions, DPS Prohibitions, Term of Office, Dismissal, Meeting Policies.

Policy on Dual Offices of The Shariah Supervisory Board

DPS members can hold concurrent positions as DPS members in a maximum of 4 (four) other Islamic financial institutions. The details of DPS multiple board positions are outlined in the following table.

Table of DPS Multiple Board Positions

Name	Position	Position in Other Companies/Agencies	Company Name/ Other Institution
Dr. KH. Hasanudin, M.Ag	Chairman	Member of the Sharia Supervisory Board	Sharia Business Unit of PT Bank Danamon Indonesia
		Chairman of the Sharia Supervisory Board	PT Toyota Astra Finance Services
		Chairman of the Daily Executive Board of the National Sharia Council	Indonesian Council of Ulama
		Chairman of the Sharia Supervisory Board	PT Sarana Multigriya Finansial (Persero)
Dr. H. Mohamad Hidayat	Member	Chairman of the Sharia Supervisory Board	Sharia Business Unit of PT Asuransi BRI Life
		Chairman of the Sharia Supervisory Board	Sharia Business Unit of PT Asuransi Jiwa Manulife Indonesia
		Member of the Sharia Supervisory Board	Sharia Business Unit of PT Asuransi Allianz Life Indonesia
Dr. H. Oni Sahroni, MA	Member	Chairman of the Sharia Supervisory Board	LAZ Inisiatif Zakat Indonesia (IZI)
Prof. Dr. Jaih Mubarak, SE, MH. M.Ag	Member	Member of the Sharia Supervisory Board	Bank Permata Sharia Business Unit
		Professor of the Faculty of Sharia & Law	UIN Sunan Gunung Djati Bandung
		Chairman of the Sharia Supervisory Board	Al - Amin Insurance
		Secretary of the DSN Hariah Executive Board	Indonesian Council of Ulama
		Deputy Secretary	MUI Fatwa Commission
		Member of the Sharia Supervisory Board	BI Defined Contribution Pension Fund
Dr. KH. Abdul Ghofur Maimoen, M.A.	Member	-	-

Management of Conflicts of Interest of The Sharia Supervisory Board

In carrying out its duties, responsibilities, and functions, the Sharia Supervisory Board is prohibited from:

1. Using the Company for personal, family, and/or third-party interests that may reduce the Company's assets and/or profits.
2. Taking and/or receiving personal benefits from the Company, except for remuneration and other facilities as determined by the General Meeting of Shareholders (GMS).
3. Holding multiple positions as stipulated by applicable laws and regulations

Shariah Supervisory Board Meeting

Meeting Policy

The Sharia Supervisory Board must hold a Sharia Supervisory Board Meeting at least 1 (once) in 1 (one) month. Decision-making by the Sharia Supervisory Board is carried out based on deliberation and consensus. All decisions and results of the Sharia Supervisory Board meetings must be stated in the minutes of the meeting and this is a joint decision of all members of the Sharia Supervisory Board. The Minutes of the Sharia Supervisory Board Meeting must be properly documented by the Company.

Banks are required to hold a DPS meeting with the Board of Directors and the Board of Commissioners at least 1 (one) time in 4 (four) months. A DPS meeting may be held if attended by a majority of DPS members and a majority of members of the Board of Directors and the Board of Commissioners.

Agenda, Date, and Participants of The Shariah Supervisory Board Meeting

Throughout 2024, the agenda, dates, and participants of the Sharia Supervisory Board (DPS) meetings were as follows.

Table of Sharia Supervisory Board Meetings

No.	Date	Meeting Agenda	Meeting participants	Attendance
1.	January 17, 2024	Request for BSI's Sharia Supervisory Board Opinion regarding Restructuring (MRA) of WIKA customers.	Dr. KH. Hasanudin, M.Ag	Present
			Dr. H. Mohamad Hidayat	Present
			Dr. H. Oni Sahroni, MA	Present
			Prof. Dr. Jaih Mubarak, SE, MH. M.Ag	Present
			Dr. KH. Abdul Ghofur Maimoen, M.A.	Present
2.	January 22, 2024	Request for BSI's Sharia Supervisory Board Opinion regarding Restructuring (MRA) of WIKA customers.	Dr. KH. Hasanudin, M.Ag	Present
			Dr. H. Mohamad Hidayat	Present
			Dr. H. Oni Sahroni, MA	Present
			Prof. Dr. Jaih Mubarak, SE, MH. M.Ag	Present
				Present
3.	January 23, 2024	BSI Oto Financing Product	Dr. KH. Hasanudin, M.Ag	Present
			Dr. H. Mohamad Hidayat	Present
			Dr. H. Oni Sahroni, MA	Present
			Prof. Dr. Jaih Mubarak, SE, MH. M.Ag	Present
			Dr. KH. Abdul Ghofur Maimoen, M.A.	Present
4.	January 30, 2024	The Use of TBDSP funds for the construction of Raudhatlutalibin Islamic Boarding School Clinic, Leteh Rembang	Dr. KH. Hasanudin, M.Ag	Present
			Dr. H. Mohamad Hidayat	Present
			Dr. H. Oni Sahroni, MA	Present
			Prof. Dr. Jaih Mubarak, SE, MH. M.Ag	Present
				Present
5.	February 21, 2024	1. Tapenas Product (Future Planning Savings) Cooperation of Bancassurance Integration Model 2. Novation with the Hawalah Bil Ujrah agreement	Dr. KH. Hasanudin, M.Ag	Present
			Dr. H. Mohamad Hidayat	Present
			Dr. H. Oni Sahroni, MA	Present
			Prof. Dr. Jaih Mubarak, SE, MH. M.Ag	Present
			Dr. KH. Abdul Ghofur Maimoen, M.A.	Present
6.	March 6, 2024	1. Marketing Partner of Securities Trading 2. The Bosporus Project. 3. BSI Multicurrency Foreign Exchange.	Dr. KH. Hasanudin, M.Ag	Present
			Dr. H. Mohamad Hidayat	Present
			Dr. H. Oni Sahroni, MA	Present
			Prof. Dr. Jaih Mubarak, SE, MH. M.Ag	Present
			Dr. KH. Abdul Ghofur Maimoen, M.A.	Present
7.	March 13, 2024	Socialization of OJK regulation (Sharia Governance and Sharia Risk Management) NO. 2 of 2024 concerning the Implementation of Sharia Governance for Sharia Commercial Banks (BUS) and Sharia Business Units (UUS)	Dr. KH. Hasanudin, M.Ag	Present
			Dr. H. Mohamad Hidayat	Present
			Dr. H. Oni Sahroni, MA	Present
			Prof. Dr. Jaih Mubarak, SE, MH. M.Ag	Present
			Dr. KH. Abdul Ghofur Maimoen, M.A.	Present
8.	March 20, 2024	1. Termination of Bank Mandiri ATM Host to Host Cooperation and Restatement of Cooperation on the Use of Mandiri EDC Services. 2. Installment Mortgage Scheme.	Dr. KH. Hasanudin, M.Ag	Present
			Dr. H. Mohamad Hidayat	Present
			Dr. H. Oni Sahroni, MA	Present
			Prof. Dr. Jaih Mubarak, SE, MH. M.Ag	Present
			Dr. KH. Abdul Ghofur Maimoen, M.A.	Present

No.	Date	Meeting Agenda	Meeting participants	Attendance
9.	April 3, 2024	Review of sustainable sukuk agreement documentation.	Dr. KH. Hasanudin, M.Ag	Present
			Dr. H. Mohamad Hidayat	Present
			Dr. H. Oni Sahroni, MA	Present
			Prof. Dr. Jaih Mubarak, SE, MH. M.Ag	Present
				Present
10.	April 17, 2024	Special Hajj Payment Using Hasanah Card	Dr. KH. Hasanudin, M.Ag	Present
			Dr. H. Mohamad Hidayat	Present
			Dr. H. Oni Sahroni, MA	Present
			Prof. Dr. Jaih Mubarak, SE, MH. M.Ag	Present
			Dr. KH. Abdul Ghofur Maimoen, M.A.	Present
11.	April 26, 2024	Discussion of BI Fast Phase 2	Dr. KH. Hasanudin, M.Ag	Present
			Dr. H. Mohamad Hidayat	Present
			Dr. H. Oni Sahroni, MA	Present
			Prof. Dr. Jaih Mubarak, SE, MH. M.Ag	Present
				Present
12.	May 3, 2024	1. Discussion of BSI Intraday and PKS 2. Income smoothing of Freeport Pension Fund TPF Customers and proposals for the creation of income smoothing policies (by request from Customers).	Dr. KH. Hasanudin, M.Ag	Present
			Dr. H. Mohamad Hidayat	Present
			Dr. H. Oni Sahroni, MA	Present
			Prof. Dr. Jaih Mubarak, SE, MH. M.Ag	Present
			Dr. KH. Abdul Ghofur Maimoen, M.A.	Present
13.	May 22, 2024	1. Harmonization of Zakat and Infaq Deductions 2. Income Smoothing Cilem Buyback 3. Buyback Cilem	Dr. KH. Hasanudin, M.Ag	Present
			Dr. H. Mohamad Hidayat	Present
			Dr. H. Oni Sahroni, MA	Present
			Prof. Dr. Jaih Mubarak, SE, MH. M.Ag	Present
			Dr. KH. Abdul Ghofur Maimoen, M.A.	Present
14.	June 26, 2024	Medina project contract scheme, MMQ Indent	Dr. KH. Hasanudin, M.Ag	Present
			Dr. H. Mohamad Hidayat	Present
			Dr. H. Oni Sahroni, MA	Present
			Prof. Dr. Jaih Mubarak, SE, MH. M.Ag	Present
			Dr. KH. Abdul Ghofur Maimoen, M.A.	Present
15.	July 24, 2024	Sharia Compliance regarding Bewize Application/ Platform	Dr. KH. Hasanudin, M.Ag	Present
			Dr. H. Mohamad Hidayat	Present
			Dr. H. Oni Sahroni, MA	Present
			Prof. Dr. Jaih Mubarak, SE, MH. M.Ag	Present
			Dr. KH. Abdul Ghofur Maimoen, M.A.	Present
16.	July 31, 2024	Sharia Compliance with Non-Customer Cardless Cash Withdrawal Transactions at BSI ATMs and Customers at Non-BSI ATMs	Dr. KH. Hasanudin, M.Ag	Present
			Dr. H. Mohamad Hidayat	Present
			Dr. H. Oni Sahroni, MA	Present
			Prof. Dr. Jaih Mubarak, SE, MH. M.Ag	Present
			Dr. KH. Abdul Ghofur Maimoen, M.A.	Present
17.	August 07, 2024	Lindungi Nilai Syariah Savings	Dr. KH. Hasanudin, M.Ag	Present
			Dr. H. Mohamad Hidayat	Present
			Dr. H. Oni Sahroni, MA	Present
			Prof. Dr. Jaih Mubarak, SE, MH. M.Ag	Present
			Dr. KH. Abdul Ghofur Maimoen, M.A.	Present

No.	Date	Meeting Agenda	Meeting participants	Attendance
18.	August 21, 2024	1. Sharia compliance in BSI and Prudential's Bosphorus project contract clauses. 2. Submission of review of the Credit Nomenclature Opinion on Hasanah Card.	Dr. KH. Hasanudin, M.Ag	Present
			Dr. H. Mohamad Hidayat	Present
			Dr. H. Oni Sahroni, MA	Present
			Prof. Dr. Jaih Mubarak, SE, MH. M.Ag	Present
			Dr. KH. Abdul Ghofur Maimoen, M.A.	Present
19.	September 04, 2024	1. Easy Pool Savings Byond Umrah and Foster Parent Features	Dr. KH. Hasanudin, M.Ag	Present
			Dr. H. Mohamad Hidayat	Present
			Dr. H. Oni Sahroni, MA	Present
			Prof. Dr. Jaih Mubarak, SE, MH. M.Ag	Present
			Dr. KH. Abdul Ghofur Maimoen, M.A.	Present
20	October 02, 2024	1. Distribution of TBDSP (Ambulance) funds to the Sri Sanathana Dharma Foundation. 2. Hasanah Card and KKI QRIS, Hasanah Card for Young Segment, and Business Debit. 3. Findings on the Channeling Pattern of Cooperative Partner Products.	Dr. KH. Hasanudin, M.Ag	Present
			Dr. H. Mohamad Hidayat	Present
			Dr. H. Oni Sahroni, MA	Present
			Prof. Dr. Jaih Mubarak, SE, MH. M.Ag	Present
			Dr. KH. Abdul Ghofur Maimoen, M.A.	Present
21	October 09, 2024	Implementation of Sharia Governance in accordance with OJK Regulation no 2 of 2024.	Dr. KH. Hasanudin, M.Ag	Present
			Dr. H. Mohamad Hidayat	Present
			Dr. H. Oni Sahroni, MA	Present
			Prof. Dr. Jaih Mubarak, SE, MH. M.Ag	Present
			Dr. KH. Abdul Ghofur Maimoen, M.A.	Present
22	October 21, 2024	OJK Findings Regarding Implementation of Take Over Contracts; Qardh Bai and Murabahah	Dr. KH. Hasanudin, M.Ag	Present
			Dr. H. Mohamad Hidayat	Present
			Dr. H. Oni Sahroni, MA	Present
			Prof. Dr. Jaih Mubarak, SE, MH. M.Ag	Present
				Present
23	November 06, 2024	1. Update on the 2024 recovery plan Joint Financing Scheme with Sharia Multifinance 2. Landing Page	Dr. KH. Hasanudin, M.Ag	Present
			Dr. H. Mohamad Hidayat	Present
			Dr. H. Oni Sahroni, MA	Present
			Prof. Dr. Jaih Mubarak, SE, MH. M.Ag	Present
			Dr. KH. Abdul Ghofur Maimoen, M.A.	Present
24	November 13, 2024	1. Proposal of Sustainable Finance Action Plan (RAKB) 2025 2. SRIA 3. Harmonization of Musyarakah Contract Standards	Dr. KH. Hasanudin, M.Ag	Present
			Dr. H. Mohamad Hidayat	Present
			Dr. H. Oni Sahroni, MA	Present
			Prof. Dr. Jaih Mubarak, SE, MH. M.Ag	Present
			Dr. KH. Abdul Ghofur Maimoen, M.A.	Present
25	November 26, 2024	Study of Pension Financing Agreement accompanied by Rahn hearing on Realtime Berkah Pension.	Dr. KH. Hasanudin, M.Ag	Present
			Dr. H. Mohamad Hidayat	Present
			Dr. H. Oni Sahroni, MA	Present
			Prof. Dr. Jaih Mubarak, SE, MH. M.Ag	Present
				Present
26	December 10, 2024	1. Byond lyfe 2. Griya Financing on Byond 3. Study of channeling schemes to Conventional Cooperatives (in the context of requesting a Fatwa/Sharia alignment to DSN-MUI)	Dr. KH. Hasanudin, M.Ag	Present
			Dr. H. Mohamad Hidayat	Present
			Dr. H. Oni Sahroni, MA	Present
			Prof. Dr. Jaih Mubarak, SE, MH. M.Ag	Present
			Dr. KH. Abdul Ghofur Maimoen, M.A.	Present

No.	Date	Meeting Agenda	Meeting participants	Attendance
27	December 18, 2024	1. Implementation of PYD based on Mudharabah Contract with DIB (Tanazul 'an al-haq) 2. Risk participation 3. Preparation for a close meeting with PWC	Dr. KH. Hasanudin, M.Ag	Present
			Dr. H. Mohamad Hidayat	Present
			Dr. H. Oni Sahroni, MA	Present
			Prof. Dr. Jaih Mubarak, SE, MH. M.Ag	Present
			Dr. KH. Abdul Ghofur Maimoen, M.A.	Present

The agenda and participants of the joint meeting of the Sharia Supervisory Board (DPS), the Board of Commissioners, and the Board of Directors are presented in the subsection "Joint Meeting of the Board of Commissioners" in the Corporate Governance chapter of this Annual Report.

Frequency and Attendance of Shariah Supervisory Board (DPS) Meetings

Table of DPS Meeting Frequency and Attendance

Name	Position	DPS Meeting			DPS Joint Meeting			GMS		
		Number and Percentage of Attendance			Number and Percentage of Attendance			Number and Percentage of Attendance		
		Number of Meetings	Number of Attendance	Percentage	Number of Meetings	Number of Attendance	Percentage	Number of Meetings	Number of Attendance	Percentage
Dr. KH. Hasanudin, M.Ag	Chairman	27	27	100%	3	3	100%	1	1	100%
Dr. H. Mohamad Hidayat	Member	27	27	100%	3	3	100%	1	1	100%
Dr. H. Oni Sahroni, MA	Member	27	27	100%	3	3	100%	1	1	100%
Prof. Dr. Jaih Mubarak, SE, MH. M.Ag	Member	27	27	100%	3	3	100%	1	1	100%
Dr. KH. Abdul Ghofur Maimoen, M.A.	Member	27	27	100%	3	3	100%	1	1	100%

Training and/or Competency Development of The Shariah Supervisory Board Members

Name	Position	Training Name	Date/Place	Organizer
Dr. KH. Hasanudin, M.Ag	Chairman	Training & Courtesy Visit Transaction Banking to Saudi Arabia	Saudi Arabia, February 4 – 12, 2024	PT Bank Syariah Indonesia Tbk
		Top Executive Learning Program (TELP) - Series II: Leadership Transformation	Jakarta, February 26, 2024	PT Bank Syariah Indonesia Tbk
		BSMR Briefing for Sharia Supervisory Board and Sharia Committee Level 4	Online, July 2-3, 2024	LSPKS
		BSMR Level 4 Refreshment with ASBISINDO	Jakarta, August 8-9 and 13, 2024	ASBISINDO
		Syariah Pre-Ijtima' Sanawi (Annual Meeting) Workshop of DPS IX 2024 for Sharia Commercial Banks (BUS) and Sharia Business Units (UUS)	Jakarta, September 11, 2024	DSN MUI
		Training of Foreign Exchange Transaction for Sharia Supervisory Board	Malang, September 26-27, 2024	PT Bank Syariah Indonesia Tbk
		Ijtima' Sanawi (Annual Meeting) DPS XX in 2024	Jakarta, December 20, 2024	DSN MUI
		"Sharing Session at the National Working Meeting (RAKERNAS) of PT Bank Syariah Indonesia Tbk by Juan Hasang Enterprise Solution Architect Manager AWS Indonesia Topic: Bank of The Future"	Bandung, December 20, 2024	PT Bank Syariah Indonesia Tbk

Name	Position	Training Name	Date/Place	Organizer
Dr. H. Mohamad Hidayat	Member	Transaction Banking Training & Courtesy Visit to Saudi Arabia	Saudi Arabia, February 4 – 12, 2024	PT Bank Syariah Indonesia Tbk
		Top Executive Learning Program (TELP) - Series II: Leadership Transformation	Jakarta, February 26, 2024	PT Bank Syariah Indonesia Tbk
		Socialization of OJK Regulation regarding Sharia Governance & OJK Circular regarding Risk Management for BUS dan UUS	Jakarta, February 28, 2024	OJK
		Socialization from OJK regarding Guidelines for Musyarakah Financing Products	Jakarta, May 26, 2024	OJK
		BSMR Briefing for Sharia Supervisory Board and Sharia Committee Level 4	Online, July 2-3, 2024	LSPKS
		Pre-Ijtima' Sanawi (Annual Meeting) Workshop of DPS IX 2024 for Sharia Commercial Banks and Sharia Business Units	Jakarta, September 11, 2024	DSN MUI
		Training of Foreign Exchange Transaction Training for Sharia Supervisory Board	Malang, September 26-27, 2024	PT Bank Syariah Indonesia Tbk
		Ijtima' Sanawi (Annual Meeting) DPS XX 2024	Jakarta, December 20, 2024	DSN MUI
		Top Executive Learning Program (TELP) - December 2024 Theme: Execution Matters: Plans Change Nothing	Jakarta, December 17, 2024	PT Bank Syariah Indonesia Tbk
		"Sharing Session at the National Working Meeting (RAKERNAS) of PT Bank Syariah Indonesia Tbk by Juan Hasang Enterprise Solution Architect Manager AWS Indonesia Topic: Bank of The Future"	Bandung, December 20, 2024	PT Bank Syariah Indonesia Tbk
Dr. H. Oni Sahroni, MA	Member	Top Executive Learning Program (TELP) - Series II: Leadership Transformation	Jakarta, February 26, 2024	PT Bank Syariah Indonesia Tbk
		Socialization from OJK regarding Guidelines for Musyarakah Financing Products	Jakarta, May 26, 2024	OJK
		BSMR Briefing for Sharia Supervisory Board and Sharia Committee Level 4	Online, July 2-3, 2024	LSPKS
		BSMR Level 4 Refreshment with ASBISINDO	Jakarta, August 8-9 and 13, 2024	ASBISINDO
		Pre-Ijtima' Sanawi (Annual Meeting) Workshop of DPS IX 2024 for Sharia Commercial Banks and Sharia Business Units	Jakarta, September 11, 2024	DSN MUI
		Training of Foreign Exchange Transaction for Sharia Supervisory Board	Malang, September 26-27, 2024	PT Bank Syariah Indonesia Tbk
		Ijtima' Sanawi (Annual Meeting) DPS XX 2024	Jakarta, October 11-12, 2024	DSN MUI
		Top Executive Learning Program (TELP) - December 2024 Theme: Execution Matters: Plans Change Nothing	Jakarta, December 17, 2024	PT Bank Syariah Indonesia Tbk
		SEOJK socialization on sharia governance for BUS and UUS	Jakarta, December 18, 2024	OJK
		"Sharing Session at the National Working Meeting (RAKERNAS) of PT Bank Syariah Indonesia Tbk by Juan Hasang Enterprise Solution Architect Manager AWS Indonesia Topic: Bank of The Future"	Bandung, December 20, 2024	PT Bank Syariah Indonesia Tbk

Name	Position	Training Name	Date/Place	Organizer
Prof. Dr. Jaih Mubarak, SE, MH. M.Ag*	Member	BSMR Briefing for Sharia Supervisory Board and Sharia Committee Level 4	Online, July 2-3, 2024	LSPKS
		Executive Overview of Islamic Banking	Online, July 4 – 5, 2024	Lembaga Pengembangan Perbankan Indonesia (LPPI)
		BSMR Level 4 Refreshment with ASBISINDO	Jakarta, August 8-9 and 13 2024	ASBISINDO
		Pre-Ijtima' Sanawi (Annual Meeting) Workshop of DPS IX 2024 for Sharia Commercial Banks and Sharia Business Units	Jakarta, September 11, 2024	DSN MUI
		Training of Foreign Exchange Transaction for Sharia Supervisory Board	Malang, September 26-27, 2024	PT Bank Syariah Indonesia Tbk
		Ijtima' Sanawi (Annual Meeting) DPS XX 2024	Jakarta, October 11-12, 2024	DSN MUI
		Top Executive Learning Program (TELP) - December 2024 Theme: Execution Matters: Plans Change Nothing	Jakarta, December 17, 2024	PT Bank Syariah Indonesia Tbk
		"Sharing Session at the National Working Meeting (RAKERNAS) of PT Bank Syariah Indonesia Tbk by Juan Hasang Enterprise Solution Architect Manager AWS Indonesia Topic: Bank of The Future"	Bandung, December 20, 2024	PT Bank Syariah Indonesia Tbk
Dr. KH. Abdul Ghofur Maimoen, M.A.*	Member	BSMR Briefing for Sharia Supervisory Board and Sharia Committee Level 4	Online, July 2-3, 2024	LSPKS
		Executive Overview of Islamic Banking	Online, July 4 – 5, 2024	Lembaga Pengembangan Perbankan Indonesia (LPPI)
		Basic training in muamalah maaliyah and DSN MUI Fatwa, Day 2. DSN Material.	Online, July 15-17, 2024	DSN MUI
		Basic Training Orientation for Islamic Banking Sharia Supervisors (PDPS)	Online, August 2, 2024	DSN MUI
		BSMR Level 4 Refreshment with ASBISINDO	Jakarta, August 8-9 and 13, 2024	ASBISINDO
		Ijtima' Sanawi (Annual Meeting) DPS XX 2024	Jakarta, October 11-12, 2024	DSN MUI
		"Sharing Session at the National Working Meeting (RAKERNAS) of PT Bank Syariah Indonesia Tbk by Juan Hasang Enterprise Solution Architect Manager AWS Indonesia Topic: Bank of The Future"	Bandung, December 20, 2024	PT Bank Syariah Indonesia Tbk

*Starting serving on May 17, 2024.

Orientation Program for New Sharia Supervisory Board

In 2024, there were 2 (two) new Sharia Supervisory Board members, namely Prof. Dr. Jaih Mubarak, SE, MH. M.Ag and Dr. KH. Abdul Ghofur Maimoen, M.A. All new Sharia Supervisory Board (DPS) members have participated in the orientation program for the new Board of Commissioners (BOC) with the following time and orientation program materials.

No	Training	Time	Organizer
1.	Program For BOC & DPS - Corporate Plan	Wednesday, June 5, 2024 09.00-10.30	• PT Bank Syariah Indonesia Tbk Bank Syariah Indonesia University • Corporate Secretary and Communication Group • Change Management & Transformation Office Group
2.	Orientation Program for BoC & DPS - Introduction to Sharia and Sharia Contracts	Thursday, June 6, 2024 09.00-10.30	• PT Bank Syariah Indonesia Tbk Bank Syariah Indonesia University • Corporate Secretary and Communication Group • Compliance & AML-CFT Group

No	Training	Time	Organizer
3.	Orientation Program for BoC & DPS - Bank Soundness Level	Friday, June 7, 2024 09.00-10.30	• PT Bank Syariah Indonesia Tbk Bank Syariah Indonesia University • Corporate Secretary and Communication Group • Operational Portfolio & Market Risk Group
4.	Program For BOC & DPS - One Culture	Monday, June 10, 2024 09.00-10.30	• PT Bank Syariah Indonesia Tbk Bank Syariah Indonesia University • Corporate Secretary and Communication Group
5.	Orientation Program for BOC & DPS - Bank Business Plan (RBB)	Wednesday, June 12, 2024 13.00-14.30	• PT Bank Syariah Indonesia Tbk Bank Syariah Indonesia University • Corporate Secretary and Communication Group • Strategic Planning & Performance Management Group
6.	Orientation Program for BoC & DPS - Good Corporate Governance (GCG)	Thursday, June 13, 2024 08.00-09.30	• PT Bank Syariah Indonesia Tbk Bank Syariah Indonesia University • Corporate Secretary and Communication Group • Compliance & AML-CFT Group

Frequency and Methods of Giving Advice and Suggestions and Supervision af Sharia Principles Fulfillment

The Sharia Supervisory Board provides advice and suggestions through various means that ensure the implementation of sharia principles in capital market activities. Advice is provided through regular meetings and discussions with the management of the Bank or the institutions involved, to discuss operational issues and ensure compliance with sharia. In addition, the DPS can also issue written reports detailing the results of their audits and supervision, including recommendations or improvements needed.

The implementation of the duties and responsibilities of the Sharia Supervisory Board is carried out in the following ways:

1. Conduct supervision of the Bank's new product development process in the form of:
   a. Requesting an explanation from authorized Bank officials regarding the objectives, characteristics and contracts used in new products to be issued;
   b. Checking whether there is a fatwa from the National Sharia Council-Indonesian Ulama Council regarding the agreement used in the new product.
      - Reviewing the systems and procedures of new products to be issued in relation to the fulfillment of Sharia Principles; and
      - Providing sharia opinions on new products that will be released.
   c. Reviewing the systems and procedures of new products to be issued in relation to the fulfillment of Sharia Principles; and
   d. Providing sharia opinions on new products that will be released.
2. Supervise Bank activities.
   a. Analyzing reports submitted by and/or requested from the Board of Directors, internal audit function implementers and/or compliance functions to determine the quality of implementation of Sharia Principles for fund raising and fund distribution activities and Bank service;
   b. Determining the number of random tests (samples) of transactions to be examined by taking into account the quality of implementation of Sharia Principles fulfillment of each activity;
   c. Checking transaction documents that are tested by random sampling to determine compliance with Sharia Principles as required in the SOP, including:
      - whether or not there is proof of purchase of goods, for a murabahah contract as proof of fulfillment of the conditions of a murabahah sale and purchase;
      - whether or not there is a customer business report, for mudharabah/musyarakah contracts, as a basis for calculating profit sharing distribution;
   d. Conducting inspections, observations, requests for information and/or confirmation to Bank employees and/or customers to strengthen the results of document examinations as referred to in letter c., if necessary.
   e. Reviewing the SOP related to sharia aspects if there are indications of non-compliance with the implementation of Sharia Principles for the activities in question;
   f. Providing sharia opinions on fund raising and fund distribution activities as well as Bank service provision; and
   g. Reporting the results of the Sharia Supervisory Board's supervision to the Board of Directors and Board of Commissioners.

DPS Picking Test for the January 1, 2024-December 31, 2024 Period

No.	Date	BSI Branch Offices/Locations
1	• January 24-26, 2024 • January 24-26, 2024 • January 31 - February 3, 2024	• Branch BOGOR PAJAJARAN SUKASARI • Sub-Branch DEPOK DUA • Branch METRO A YANI / Audit Mikro
2	• February 12-13, 2024 • February 19-20, 2024 • February 19-20, 2024 • February 19-21, 2024 • February 20-24, 2024 • February 21-24, 2024	• Sub-Branch CILEGON MERAK • Branch PETTARANI • Sub-Branch KENDARI LEPO-LEPO • Branch PATI SUDIRMAN • Sub-Branch BATANG • Sub-Branch GOMBONG
3	• March 1 - 6, 2024 • March 1 - 6, 2024 • March 1 - 6, 2024	• Branch MEDAN S PARMAN • Sub-Branch TEBING TINGGI SUDIRMAN 1 • Branch PEMATANGSIANTAR
4	• April 1-3, 2024 • April 2-4, 2024 • April 19-21, 2024	• Sub-Branch PALEMBANG SIMPANG PATAL • Branch MARTAPURA • Branch BANDA ACEH DIPONEGORO
5	• May 13-17, 2024 • May 13-17, 2024 • May 20-22, 2024 • May 20-22, 2024 • May 21-22, 2024	• Sub-Branch BOYOLALI PANDANARAN 1 • Sub-Branch MAGELANG GATOT SOEBROTO • Branch DUMAI • Sub-Branch BATAM BATU AJI • Sub-Branch BANGKALAN TRUNOJOYO
6	• June 3-5, 2024 • June 3-5, 2024 • June 5-7, 2024 • June 12-14, 2024	• Branch KETAPANG • Branch KUTAI KARTANEGARA • Branch JAMBI PATTIMURA • Sub-Branch PADANG PARIAMAN
7	• JULY 8-9, 2024 • JULY 3-5, 2024 • JULY 3-5, 2024 • July 11-12, 2024 • JULY 15-16, 2024 • JULY 15-16, 2024 • JULY 17-18, 2024	• Branch MANADO MANTOS • Branch PASURUAN BALAIKOTA • Branch BLITAR • Branch BENGKULU • Branch SUMBAWA DIPONEGORO • Sub-Branch BANYUWANGI A YANI • Sub-Branch SIDOARJO A YANI
8	• AUGUST 12-14, 2024 • AUGUST 20-21, 2024 • AUGUST 20-21, 2024	• Branch CIMAHI • Branch JAKARTA THE TOWER • Sub-Branch JAKARTA PANGKALAN JATI 2
9	• September 05-07, 2024 • Monday, September 09, 2024 • Tuesday, September 10, 2024	• Branch KUALA SIMPANG • Branch JAKARTA MAYESTIK • Sub-Branch JAKARTA MEGA KUNINGAN
10	• October 21-23, 2024 • October 24-25, 2024	• Sub-Branch CALANG • Sub-Branch PAMULANG
11	• November 03, 2024 • November 13, 2024 • November 13, 2024 • November 18, 2024	• Branch JAKARTA SUNTER • Sub-Branch DEPOK CINERE • Sub-Branch JAKARTA KEMANGGISAN • Branch BEKASI JATIWARINGIN

Recapitulation of Directions and Recommendations of the Sharia Supervisory Board

No.	DPS Opinion Title	No. Register	Date
1	Financial Report of PT Bank Syariah Indonesia Tbk for the Period of December 31, 2023	01/BSI/DPS/OPINI/I/2024	16/01/2024
2	Commodity Murabahah For BSI Dubai / Middle East	02/BSI/DPS/OPINI/I/2024	22/01/2024
3	Financing Restructuring of PT Wijaya Karya (Persero) Tbk	03/BSI/DPS/OPINI/I/2024	22/01/2024
4	Approval of Documents related to BSI Paylater	04/BSI/DPS/OPINI/I/2024	16/01/2024
5	Approval of MP and PKS cardless withdrawal templates	05/BSI/DPS/OPINI/I/2024	16/01/2024
6	The Use of TBDSP Funds for the Construction of the Raudhatlutalibin Islamic Boarding School Clinic in Leteh, Rembang	06/BSI/DPS/OPINI/I/2024	31/01/2024
7	Ratification of Documents Related to BSI Cash Management	07/BSI/DPS/OPINI/I/2024	31/01/2024
8	Structure Ujrah Tiering	08/BSI/DPS/OPINI/I/2024	16/02/2024

No.	DPS Opinion Title	No. Register	Date
9	Notional Pooling	09/BSI/DPS/OPINI/I/2024	16/02/2024
10	BSI OTO	10/BSI/DPS/OPINI/I/2024	24/01/2024
11	Approval of Documents Related to BSI Sustainable Sukuk Mudharabah	11/BSI/DPS/OPINI/II/2024	21/02/2024
12	Supplier Financing Novation to Customers of PT Barata Indonesia and PT Waskita Beton Precast, Tbk	12/BSI/DPS/OPINI/II/2024	21/02/2024
13	BSI Multicurrency Foreign Exchange Savings Products	13/BSI/DPS/OPINI/III/2024	8/3/2024
14	The Bosporus Project	14/BSI/DPS/OPINI/III/2024	6/3/2024
15	Approval of the Documentation Template for the Harmonization of MMQ Contracts for the Retail Segment	15/BSI/DPS/OPINI/III/2024	1/3/2024
16	Termination of Host to Host (H2H) Cooperation for Bank Mandiri ATMs and Restatement of Cooperation on the Use of Bank Mandiri (BMRI) EDC Services	16/BSI/DPS/OPINI/III/2024	3/20/2024
17	Tapenas Products (Future Planning Savings) Collaboration	17/BSI/DPS/OPINI/III/2024	2/21/2024
18	DPS Opinion for Installment Mortgage Scheme	18/BSI/DPS/OPINI/III/2024	3/20/2024
19	Broker-Dealer Marketing Partner (MPPPE)	19/BSI/DPS/OPINI/III/2024	3/20/2024
20	Sharia Compliance Regarding the Profit Sharing Scheme Expected by PT Freeport Pension Fund	20/BSI/DPS/OPINI/V/2024	5/3/2024
21	Sharia Compliance regarding Intraday Business Scheme	21/BSI/DPS/OPINI/V/2024	3/5/2024
22	Approval Of Standard Business Procedure Template And Cooperation Agreement Related To Bancassurance	22/BSI/DPS/OPINI/VI/2024	6/25/2024
23	Revenue Distribution in Stages	23/BSI/DPS/OPINI/V/2024	5/22/2024
24	BSI Gold Installment Buyback Feature	24/BSI/DPS/OPINI/V/2024	5/22/2024
25	Sharia Compliance of Global Transaction Sharia System (GTS/Bewize)	25/BSI/DPS/OPINI/V/2024	7/24/2024
26	Request for DPS Opinion on Cash Waqf Linked Deposit (CWLD) Financing Product	26/BSI/DPS/OPINI/VI/2024	12/6/2024
27	Implementation of the Contract Scheme for Indent Home Financing	27/BSI/DPS/OPINI/VI/2024	6/26/2024
28	Financial Report of PT Bank Syariah Indonesia Tbk in the Period of June 30, 2024	28/BSI/DPS/OPINI/VIII/2024	8/22/2024
29	Approval Of Simplification Template Of Mudharabah Deposit Agreement (Ijab Qabul)	29/BSI/DPS/OPINI/VIII/2024	8/18/2024
30	Approval Of Commodity Murabahah Related Document Template For Bsi Dubai	30/BSI/DPS/OPINI/VIII/2024	8/26/2024
31	Sharia compliance with BI Fast Stage 2 (Request for Payment and Bulk Credit)	31/BSI/DPS/OPINI/V/2024	5/26/2024
32	Online Debit Approval	32/BSI/DPS/OPINI/IX/2024	7/30/2024
33	Approval Of Manual Template For Cardless Cash Withdrawal Product Between Banks Via Third Party Network	33/BSI/DPS/OPINI/IX/2024	9/11/2024
34	Features Of Foster Parents On Byond	34/BSI/DPS/OPINI/IX/2024	9/4/2024
35	Features Of Purchasing Umrah Packages In Byond	35/BSI/DPS/OPINI/IX/2024	9/4/2024
36	Approval Of Bank To Bank Wakalah Facility Financial Institution Agreement Template	36/BSI/DPS/OPINI/X/2024	10/14/2024

No.	DPS Opinion Title	No. Register	Date
37	Approval Of Interbank Sharia Hedging Transaction Documentation Template Through Foreign Exchange Trading (Fxt)	37/BSI/DPS/OPINI/IX/2024	9/26/2024
38	Approval Of Documents Related To Bsi As A Selling Agent For Syariah Mutual Funds Manually And Electronically	38/BSI/DPS/OPINI/X/2024	10/2/2024
39	Zakat Savings	39/BSI/DPS/OPINI/IX/2024	9/4/2024
40	BSI Business Debit	40/BSI/DPS/OPINI/X/2024	10/2/2024
41	Application for the Extension of Qardh Bai' and Murabahah Implementation (OJK Audit Findings Regarding the Unimplementation of Hawalah bil Ujrah and Bai' and Murabahah)	41/BSI/DPS/OPINI/X/2024	10/21/2024
42	Easy Pool	42/BSI/DPS/OPINI/X/2024	9/4/2024
43	Landing Page Consumer	43/BSI/DPS/OPINI/XI/2024	11/8/2024
44	Approval of Musyarakah Mutanaqishah Contract Template for Procurement of Indent Goods	44/BSI/DPS/OPINI/XI/2024	11/8/2024
45	Recovery Action Plan 2024	45/BSI/DPS/OPINI/XI/2024	11/6/2024
46	Sustainable Finance Action Plan (RAKB) 2025	46/BSI/DPS/OPINI/XI/2024	11/13/2024
47	Approval Of Documents Related To Purchasing Umrah Packages On Byond Superapps	47/BSI/DPS/OPINI/XI/2024	11/20/2024
48	Approval Of Manual Template For House Financing Products With Musyarakah Mutanaqishah Agreement For Procurement Of Indonesian Goods	48/BSI/DPS/OPINI/XII/2024	12/4/2024
49	Business Debit Approval Opinion	49/BSI/DPS/OPINI/XII/2024	12/10/2024
50	PUPMSJT Policy	50/BSI/DPS/OPINI/XII/2024	12/4/2024
51	Approval Of Documents Related To Cash Waqf Linked Deposit (Cwld)	51/BSI/DPS/OPINI/XII/2024	12/19/2024
52	Feature Development on Byond Supperaps	52/BSI/DPS/OPINI/XII/2024	12/10/2024
53	Approval of the Memorandum of Operational Procedures for Internal Control Over Financial Reporting (ICOFR)	53/BSI/DPS/OPINI/XII/2024	12/31/2024
54	Implementation of Income Smoothing and Tanazul Haq in Mudharabah Contracts between Islamic Financial Institutions (Dubai Islamic Bank)	54/BSI/DPS/OPINI/XII/2024	12/18/2024

Performance Assessment of The Shariah Supervisory Board and The Basis for Its Assessment

Procedure for Assessing The Sharia Supervisory Board (DPS) Performance

The DPS performance assessment implementation procedure is carried out through a self-assessment which is carried out periodically every semester based on POJK No. 17 of 2023 on Implementation of Governance for Commercial Banks.

The Party Conducting The Assessment

The DPS performance assessment is carried out through the GCG Self Assessment carried out by the Bank and submitted 2 (two) times in 1 (one) year to the Financial Services Authority based on POJK No. 17 of 2023 on Implementation of Governance for Commercial Banks.

Assessment Criteria of DPS Performance

The assessment criteria of DPS performance are seen based on the implementation of DPS duties and responsibilities as indicated by the achievement of DPS meeting implementation, issuance of DPS opinions, and implementation of DPS sharia supervision (sampling test).

Mechanism for Resignation and Dismissal of The Sharia Supervisory Board

A member of the Sharia Supervisory Board may resign from his/her position before the end of his/her term of office by submitting a written resignation application regarding his/her intention to the Company no later than 90 (ninety) calendar days before the effective date of his/her desired resignation. The dismissal and/or resignation of a member of the Sharia Supervisory Board shall be effective as of the closing date of the GMS unless there is another dismissal date determined by the GMS and/or unless otherwise determined in the applicable regulations.

The term of office of a member of the Sharia Supervisory Board will end automatically if the member of the Sharia Supervisory Board:

1. Loses the Indonesian Citizenship;
2. Resigns and the resignation has become effective;
3. Is declared bankrupt or placed under guardianship based on a court decision;
4. No longer meets the requirements under applicable laws and regulations;
5. Holds concurrent positions in positions that are prohibited for members of the Sharia Supervisory Board due to provisions of the National Sharia Council and/or applicable laws and regulations;
6. Dies;
7. Is dismissed by the GMS;
8. Is included in the list of bad credit/financing.

Nomination and Remuneration of The Board of Directors and Board of Commissioners

Board of Directors and Board of Commissioners Nomination Procedure

The appointment of the Board of Commissioners of Bank Syariah Indonesia must meet the criteria established at the time of appointment under applicable regulations. The Board of Commissioners is nominated and elected through shareholder proposals to the GMS, with the Board of Commissioners and the Nomination and Remuneration Committee's recommendations taken into account. Before discussing the appointment and dismissal of the Board of Commissioners at the GMS, information about the new Board of Commissioners candidates' profiles should be provided.

Procedures and Implementation of Remuneration of The Board of Commissioners and Board Of Directors

The Remuneration Governance Policy for the Board of Commissioners refers to and is guided by Financial Services Authority Regulation No. 59/POJK.03/2017 dated 18 December 2017 concerning the Implementation of Governance in Providing Remuneration for Sharia Commercial Banks and Sharia Business Units.

Remuneration Determination Procedure

In general, the procedure for determining remuneration for the Board of Commissioners, Directors and Sharia Supervisory Board is carried out through the following stages:

1. The Nomination and Remuneration Committee evaluates the remuneration policies that apply to the Board of Commissioners.
2. Next, the Nomination and Remuneration Committee will provide recommendations to the Board of Commissioners regarding remuneration policies for the Board of Commissioners.
3. The Board of Commissioners submits proposed remuneration recommendations in the form of salary/honorarium and bonuses to the Controlling Shareholders for approval by the GMS.

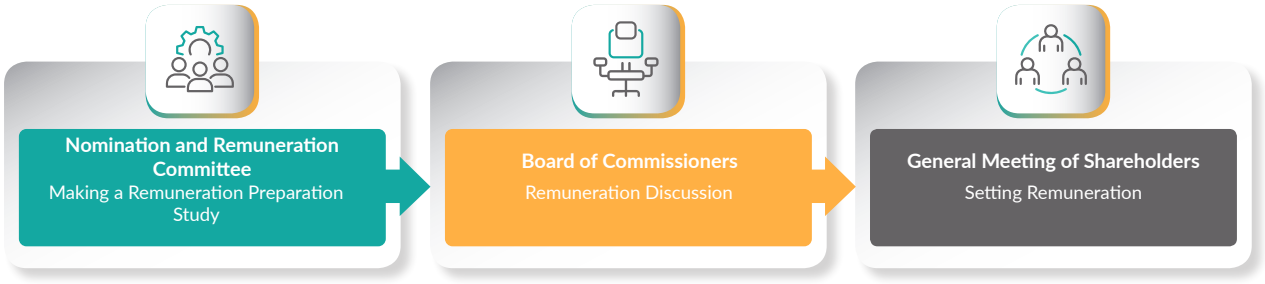

Indicators for Remuneration Determination

Indicators for Determining the Remuneration of the Board of Commissioners, Board of Directors, Sharia Supervisory Board In determining the remuneration package, the Nomination and Remuneration Committee has taken into account:

1. Financial performance.
2. Fulfillment of the provision for asset write-offs.
3. Fairness with peer group.
4. Consideration of BUS long-term targets and strategies.

Structure and Nominal Amount/Components of Remuneration for The Board of Directors and Board of Commissioners

Remuneration policy and package are set by the Annual General Meeting of Shareholders (AGMS) for the Board of Commissioners, the Board of Directors, and the Sharia Supervisory Board (DPS). Remuneration policies and other facilities determined by the GMS include, among others:

1. Remuneration, income in the form of finance (non-kind), including salary, allowances (net), compensation in the form of shares, bonuses and other forms of remuneration.
2. Other allowances, such as facilities received not in the form of finance (in kind) for the Board of Commissioners and the Board of Directors, include:
   a. Holiday Allowance
   b. Retirement Allowance
   c. Housing and Utility Allowance
   d. Vehicle Facilities and Transportation Allowances
   e. Health Facilities
   f. Club Membership and Professional Association Membership Facilities
   g. Communication Cost Facilities
   h. Non-Inventory Office Facilities
   i. Travel Facilities
   j. Legal Aid Facilities
   k. Leave Permits
3. Other allowances, namely facilities received that are not in the form of finance (in kind) for the Sharia Supervisory Board, include:
   a. Holiday Allowance
   b. Retirement Allowance
   c. Health Facilities
   d. Travel Facilities

Board of Commissioners

Remuneration	January - December 2024	
	Person	Nominal (IDR)
Honorarium	10	15,099,884,161
Housing Allowance	-	-
Transportation Allowance	10	2,849,577,548
Holiday Allowance	10	1,176,070,000
Post-Service Insurance	7	6,237,244,490
Health	-	-
Total		**25,491,161,199**

Board of Directors

Remuneration	January - December 2024	
	Person	Nominal (IDR)
Salary	10	30,108,298,387
Housing Allowance	10	2,809,103,226
Transportation Allowance	-	-
Holiday Allowance	10	2,472,600,000
Post-Service Insurance	6	10,709,977,567
Health	-	-
Total		**46,099,979,180**

Sharia Supervisory Board

Remuneration	January - December 2024	
	Person	Nominal (IDR)
Honorarium	5	2,898,255,807
Housing Allowance	-	-
Transportation Allowance	-	-
Holiday Allowance	4	259,940,000
Post-Service Insurance	4	1,464,474,115
Health	-	-
Total		**4,622,669,922**

Board of Directors and Board of Commissioners Diversity Policy

The diversity policy for the Board of Directors, Board of Commissioners, and Sharia Supervisory Board of the Bank is regulated in the Bank's Articles of Association, where the requirements for the appointment of members of the Board of Directors, Board of Commissioners, and Sharia Supervisory Board include having knowledge and/or expertise in areas required by the Bank and must comply with applicable regulations in the fields of Islamic banking, capital markets, and state-owned enterprise subsidiaries.

The policy is implemented by the Bank with reference to:

1. OJK Regulation No. 33/POJK.04/2014 regarding the Board of Directors and Board of Commissioners of Issuers or Public Companies;
2. SEOJK No. 32/SEOJK.04/2015 regarding the Guidelines for Good Corporate Governance of Public Companies, along with its Attachments.
3. OJK Regulation No. 17 of 2023 regarding the Implementation of Governance for Commercial Banks;
4. SEOJK No. 13/SEOJK.03/2017 regarding the Implementation of Governance for Commercial Banks;
5. OJK Regulation No. 2 of 2024 regarding the Implementation of Sharia Governance for Sharia Commercial Banks and Sharia Business Units;
6. SEOJK No. 15/SEOJK.03/2024 regarding the Implementation of Sharia Governance for Sharia Commercial Banks and Sharia Business Units;
7. Regulation of the Minister of State-Owned Enterprises of the Republic of Indonesia Number PER-04/MBU/06/2020 regarding Amendments to the Regulation of the Minister of State-Owned Enterprises Number Per-03/Mbu/2012 regarding the Guidelines for the Appointment of Board of Directors and Board of Commissioners Members of State-Owned Enterprise Subsidiaries;
8. Regulation of the Minister of State-Owned Enterprises of the Republic of Indonesia Number PER-3/MBU/03/2023 regarding the Organization and Human Resources of State-Owned Enterprises; and
9. Mandiri Subsidiaries Management Principles Guideline (MSMPG) of 2024.

The organization of the Board of Directors, Board of Commissioners, and Sharia Supervisory Board of the Bank is a combination of individual characteristics that are determined according to the Bank's needs, while still adhering to applicable regulations.

These characteristic diversities are reflected in the determination of expertise, knowledge, experience, age, gender, educational background, professional experience, integrity, dedication, and understanding of Islamic banking, which are required for the management and oversight tasks of the Bank.

In the nomination process for members of the Board of Directors, Board of Commissioners, and Sharia Supervisory Board of the Bank, in providing recommendations to the Board of Commissioners, the Remuneration and Nomination Committee of the Bank must identify and consider the diversity of characteristics required by the Bank. The proposals and/or recommendations are then submitted to the Shareholders and the General Meeting of Shareholders (GMS). Specifically, for candidates for members of the Sharia Supervisory Board of the Bank, in addition to receiving recommendations from the Remuneration and Nomination Committee, they must also first obtain recommendations from the National Sharia Council of the Indonesian Ulema Council.

As stipulated in the 2024 MSMPG, the proposal for the appointment of candidates for the Board of Directors, Board of Commissioners, and Sharia Supervisory Board of the Bank to the GMS is submitted based on an agreement among the Shareholders, which is set forth in the Bank's Articles of Association and/or Shareholders Agreement (SHA), while still taking into account the prevailing regulations, including those binding the Bank as a Subsidiary of a State-Owned Enterprise (SOE).

The current composition of the Board of Directors, Board of Commissioners, and Sharia Supervisory Board of the Bank has met the aforementioned criteria, which includes diversity in terms of age, gender representation for the Board of Commissioners and Board of Directors, educational qualifications, and relevant experience in accordance with the needs of the Bank.

The diversity of the composition of the Board of Directors based on age, gender, education, work experience, and expertise is as follows.

Table of Board of Directors Composition Diversity

Name	Position	Age	Gender	Education	Work Experience	Skill
Hery Gunardi	President director	62 Years Old	Male	Bachelor of Business Administration Master of Finance and Accounting Doctor of Business Management	Have work experience in banking	Finance and Accounting, Business Management
Bob Tyasika Ananta	Deputy President Director	61 Years Old	Male	Bachelor of Accounting Master of Finance, Business Administration	Have work experience in banking	Accounting, Finance, Business Administration
Ngatari*	Director of Retail Banking	59 Years Old	Male	Bachelor of Agricultural Science, Field of Study Agriculture/Agricultural Product Processing	Have work experience in banking	Economy
Harry Gusti Utama**	Director of Retail Banking	56 Years Old	Female	Bachelor of Economics Master of Agribusiness Management	Have work experience in banking	Economic management
Tribuana Tunggadewi	Director of Compliance & Human Capital	57 Years Old	Female	Bachelor of Laws Notary Specialist Master of Business Law	Have work experience in banking	Law
Anton Sukarna	Director of Sales & Distribution	54 Years Old	Female	Bachelor of Social Economics of Animal Husbandry Master of Small and Medium Industry Development	Have work experience in banking	Economy
Ade Cahyo Nugroho	Director of Finance & Strategy	46 Years Old	Female	Bachelor of Accounting Master in Business Administration	Have work experience in banking	Accounting, Business Administration
Zaidan Novari	Director of Wholesale Transaction Banking	57 Years Old	Female	Bachelor of Economics & Development Studies Master of Financial Management	Have work experience in banking	Economics, Financial Management
Moh. Adib*	Director of Treasury & International Banking	59 Tahun	Female	Bachelor of Economics & Development Studies Master of Financial Management	Have work experience in banking	Management
Ari Rizaldi**	Director of Treasury & International Banking	54 Years Old	Female	Bachelor of Economics in Accounting	Have work experience in banking	Accounting
Saladin Dharmanugraha Effendi	Director of Information Technology	50 Years Old	Female	Bachelor of Engineering, Mechanical Engineering	Have work experience in banking	Information Technology
Grandhis Helmi Harumansyah	Director of Risk Management	43 Years Old	Female	Bachelor of Engineering Master of Business Administration-Strategic Management	Have work experience in banking	Business Administration-Strategic Management

* Resigned from office on May 17, 2024.
** Started his term on May 17, 2024.

The diversity of the composition of the Board of Commissioners in terms of age, gender, education, work experience, and expertise is as follows.

Table of Board of Commissioners Composition Diversity

Name	Position	Age	Gender	Education	Work Experience	Skill
Muliaman Dharmansyah Hadad	President Commissioner concurrently Independent Commissioner	64 Years Old	Male	Bachelor of Economics, Development Studies Master of Public Administration Doctor of Philosophy	Have work experience in the financial and banking sector	Economics, Public Administration, Finance
Adiwarman Azwar Karim	Deputy President Commissioner concurrently Independent Commissioner	61 Years Old	Male	Economic Engineer Bachelor of Economics Master of Business Administration Master of Economics and Economic Policy	Have work experience in the financial and banking sector	Economics, Business Administration
Masduki Baidlowi	Commissioner	66 Years Old	Male	Bachelor of Arabic Literature Bachelor of Education	Have work experience in government and banking	Law, Finance
Suyanto	Commissioner	62 Years Old	Male	Bachelor of Development Studies Master of Defense Strategy Universal War Doctor of Economics-Strategic Management	Have work experience in government	Islamic Banking, Finance
Abu Rokhmad	Commissioner	48 Years Old	Male	Bachelor of Sharia/ Islamic Civil Law Master of Religion Doctor of Law	Have work experience in education	Law, Banking, Finance
Imam Budi Sarjito*	Commissioner	65 Years Old	Male	Bachelor of Economics Master of Economics Doctor of Economics	Have work experience in banking	Economy, Banking
Sutanto*	Commissioner	61 Years Old	Male	Bachelor of Administration	Have work experience in banking	Administration, Banking
Fauzi**	Commissioner	57 Years Old	Male	Bachelor of Management	Have work experience in banking	Management, Banking
Nazaruddin**	Commissioner	56 Years Old	Male			Management
Komaruddin Hidayat	Independent Commissioner	71 Years Old	Male	Bachelor of Ushuluddin Master of Philosophy Doctor of Philosophy Post-Doctorate Research Program	Have work experience in education and banking	Education, Philosophy
Mohamad Nasir	Independent Commissioner	64 Tahun	Male	Bachelor of Accounting Master of Science in Accounting Doctor of Philosophy (Ph.D) in Accounting	Have work experience in government, education and banking	Accounting, Banking
Felicitas Tallulembang**	Independent Commissioner	65 Tahun	Female	Bachelor of Medicine	Have work experience in the health sector	Management

* **Stopped serving on May 17, 2024**
** **Started serving on May 17, 2024 and effective on December 10, 2024**

Transparency of Share Ownership of The Board of Directors, Board of Commissioners, and Sharia Supervisory Board

Share Ownership of Members of The Board of Directors, Board of Commissioners, and Sharia Supervisory Board

The Board of Directors and Board of Commissioners are required to disclose their share ownership of 5% (five percent) or more, both in the Bank and in other companies domiciled in Indonesia and abroad.

Board of Directors' Share Ownership of More Than 5%

Name	Position	Share Ownership			
		BSI	Other Banks	Non-Bank Financial Institutions	Other Companies
Hery Gunardi	President Director	3,354,400 sheets	-	-	-
Bob Tyasika Ananta	Deputy President Director	1,134,400 sheets	-	-	-
Ngatari*	Director of Retail Banking	-	-	-	-
Harry Gusti Utama**	Director of Retail Banking	Nil	-	-	-
Tribuana Tunggadewi	Director of Compliance & Human Capital	2.280.100	-	-	-
Anton Sukarna	Director of Sales & Distribution	2.280.100	-	-	-
Ade Cahyo Nugroho	Director of Finance & Strategy	2.280.100	-	-	-
Zaidan Novari	Director of Wholesale Transaction Banking	1.071.400	-	-	-
Moh. Adib*	Director of Treasury & International Banking	13.400	-	-	-
Ari Rizaldi**	Director of Treasury & International Banking	-	-	-	-
Saladin Dharmanugraha Effendi	Director of Information Technology	343.100	-	-	-
Grandhis Helmi Harumansyah	Director of Risk Management	343.100	-	-	-

Board of Commissioners' Share Ownership of More Than 5%

Name	Position	Share Ownership			
		BSI	Other Banks	Non-Bank Financial Institutions	Other Companies
Muliaman Dharmansyah Hadad	President Commissioner concurrently Independent	-	-	-	-
Adiwarman Azwar Karim	Deputy President Commissioner concurrently Independent	-	-	-	-
Masduki Baidlowi	Commissioner	1,086,400 Sheets	-	-	-
Suyanto	Commissioner	1,086,400 Sheets	-	-	-
Abu Rokhmad	Commissioner	163,500 Sheets			
Imam Budi Sarjito*	Commissioner	-	-	-	-

Name	Position	Share Ownership			
		BSI	Other Banks	Non-Bank Financial Institutions	Other Companies
Sutanto*	Commissioner	-	-	-	-
Fauzi**	Commissioner	115,000 Sheets	-	-	-
Nazaruddin**	Commissioner	-	-	-	-
Komaruddin Hidayat	Independent Commissioner	-	-	-	-
Mohamad Nasir	Independent Commissioner	-	-	-	-
Felicitas Tallulembang**	Independent Commissioner	-	-	-	-

*Stopped serving on May 17, 2024
*Started serving on May 17, 2024 and effective on December 10, 2024

Sharia Supervisory Board's Share Ownership of More than 5%

Name	Position	Share Ownership			
		BSI	Other Banks	Non-Bank Financial Institutions	Other Companies
Dr. KH. Hasanudin, M.Ag	Chairman	-	-	-	-
Dr. H. Mohamad Hidayat	Member	-	-	-	-
Dr. H. Oni Sahroni, MA	Member	-	-	-	-
Prof. Dr. Jaih Mubarak, SE, MH. M.Ag	Member	-	-	-	-
Dr. KH. Abdul Ghofur Maimoen, M.A.	Member	-	-	-	-

Purchase/Sale of Shares of the Board of Commissioners and Directors

Transactions of share ownership of the Board of Directors and Board of Commissioners of the Bank including the submission of reports to the Regulator refer to Financial Services Authority Regulation No. 4 of 2024 concerning the Report of Ownership or Any Change in Ownership of Public Shares and Reports on Activities of Pledge of Shares of Public Companies. Members of the Board of Directors or members of the Board of Commissioners who own shares with voting rights either directly or indirectly are required to submit a report on ownership of voting rights over shares and any changes in ownership of voting rights over shares of the Public Company to the Financial Services Authority.

Submission of ownership reports or any changes in Bank share ownership must be submitted to the Financial Services Authority through an electronic system. Submission of reports must be made immediately no later than 3 (three) working days since the occurrence of voting rights ownership of shares or any changes in voting rights ownership of Bank shares

Name	Position	Number of Shares purchased/ sold	Purchase Price per share	Transaction Date	Purpose of Transaction	Ownership Status
Hery Gunardi	President director	167.000	IDR2.400	February 21, 2024	Investment	Direct Ownership
		976.800	IDR3.071,2408	September 26, 2024	In order to comply with OJK Regulation No.59/POJK.03/2017, these shares are suspended/blocked for 3 (three) years and will be unblocked gradually every year.	Direct Ownership

Name	Position	Number of Shares purchased/ sold	Purchase Price per share	Transaction Date	Purpose of Transaction	Ownership Status
Bob Tyasika Ananta	Deputy President Director	586.000	IDR3.071,2408	September 26, 2024	In order to comply with OJK Regulation No.59/POJK.03/2017, these shares are suspended/blocked for 3 (three) years and will be unblocked gradually every year.	Direct Ownership
Tribuana Tunggadewi	Director of Compliance & Human Capital	553.500	IDR3.071,2408	September 26, 2024	In order to comply with OJK Regulation No.59/POJK.03/2017, these shares are suspended/blocked for 3 (three) years and will be unblocked gradually every year.	Direct Ownership
Anton Sukarna	Director of Sales & Distribution	553.500	IDR3.071,2408	September 26, 2024	In order to comply with OJK Regulation No.59/POJK.03/2017, these shares are suspended/blocked for 3 (three) years and will be unblocked gradually every year.	Direct Ownership
Ade Cahyo Nugroho	Director of Finance & Strategy	553.500	IDR3.071,2408	September 26, 2024	In order to comply with OJK Regulation No.59/POJK.03/2017, these shares are suspended/blocked for 3 (three) years and will be unblocked gradually every year.	Direct Ownership
Zaidan Novari	Director of Wholesale Transaction Banking	553.500	IDR3.071,2408	September 26, 2024	In order to comply with OJK Regulation No.59/POJK.03/2017, these shares are suspended/blocked for 3 (three) years and will be unblocked gradually every year.	Direct Ownership
Saladin Dharmanugraha Effendi	Director of Information Technology	343.100	IDR3.071,2408	September 26, 2024	In order to comply with OJK Regulation No.59/POJK.03/2017, these shares are suspended/blocked for 3 (three) years and will be unblocked gradually every year.	Direct Ownership
Grandhis Helmi Harumansyah	Director of Risk Management	343.100	IDR3.071,2408	September 26, 2024	In order to comply with OJK Regulation No.59/POJK.03/2017, these shares are suspended/blocked for 3 (three) years and will be unblocked gradually every year.	Direct Ownership
Masduki Baidlowi	Commissioner	263.700	Rp3.071,2408	September 26, 2024	In order to comply with OJK Regulation No.59/POJK.03/2017, these shares are suspended/blocked for 3 (three) years and will be unblocked gradually every year.	Direct Ownership
Suyanto	Commissioner	263.700	IDR3.071,2408	September 26, 2024	In order to comply with OJK Regulation No.59/POJK.03/2017, these shares are suspended/blocked for 3 (three) years and will be unblocked gradually every year.	Direct Ownership
Abu Rokhmad	Commissioner	263.700	IDR3.071,2408	September 26, 2024	In order to comply with OJK Regulation No.59/POJK.03/2017, these shares are suspended/blocked for 3 (three) years and will be unblocked gradually every year.	Direct Ownership

Committees under The Board of Commissioners

Audit Committee

The Audit Committee is an organ under the Board of Commissioners, The establishment of the Audit Committee aims to assist the Board of Commissioners with its oversight duties, especially those related to financial information, the internal control system, the effectiveness of audits by internal and external auditors, the effectiveness of risk management implementation (together with the Risk Monitoring Committee), and compliance with applicable laws and regulations.

Duties and Responsibilities of The Audit Committee

Based on the Audit Committee Charter issued through the Decree of the Board of Commissioners of PT Bank Syariah Indonesia Tbk No. 04/KEP-KOM/002/2024 concerning the Guidelines and Work Procedures (Charter) of the Audit Committee of PT Bank Syariah Indonesia Tbk dated July 1, 2024, the duties and responsibilities of the Audit Committee are described as follows:

1. Financial statements:
    a. Studying the BSI Work Plan and Budget in depth as well as the BSI Long Term Plan.
    b. Studying interim and annual financial reports, both audited and unaudited.
    c. Studying significant changes in figures/values in Balance Sheet and Profit/Loss items.
    d. Studying Other Assets and Other Liabilities items.
    e. Studying the work plan and budget realization report, and examining items that have significant differences.
    f. Conducting meetings with related business units and external auditors to request additional information and clarification.
    g. Reporting the monitoring results and providing input on matters that require the attention of the Board of Commissioners.
2. Internal Control:
    a. Monitoring and evaluating the adequacy and effectiveness of the internal control system.
    b. Ensuring that BSI has a standard internal control system and complies with applicable practices.
    c. Assessing the results of the audits of the Internal Audit Unit and External Auditors.
    d. Monitoring and evaluating the Board of Directors' follow-up on internal audit findings and other external parties.
    e. Reporting the monitoring results and providing input that needs to be considered by the Board of Commissioners.
3. Compliance:
    a. Monitoring and evaluating of BSI's compliance with regulations in the Capital Market sector, Financial Services Authority regulations, and other related regulations.
    b. Studying reports on the results of audits of compliance with internal and external regulations.
    c. Monitoring and evaluating the conformity of audit implementation and financial reporting with applicable standards.
    d. Reporting the monitoring results and providing input that needs to be considered by the Board of Commissioners.
4. Internal Audit:
    a. Monitoring and evaluating of the implementation of the Internal Audit Unit's duties.
    b. Evaluating the annual work plan of the Internal Audit Unit and significant findings from the audit results.
    c. Conducting meetings with the Internal Audit Unit to discuss audit findings and provide input.
    d. Requesting assistance from the Internal Audit Unit to conduct special investigations regarding violations of laws and regulations.
5. External Audit:
    a. Providing recommendations regarding the appointment of Public Accountants (AP) and Public Accounting Firms (KAP) who will audit BSI's financial reports to the Board of Commissioners to be submitted to the GMS.
    b. Evaluating of the implementation of audit services provided by AP and/or KAP, including compliance with audit standards, adequacy of work time, and assessment of service coverage.

Meanwhile, the Chairman of the Audit Committee is tasked and responsible for:

1. Determining the annual work plan.
2. Making reports on Committee activities and matters that require the attention of the Board of Commissioners.
3. Appointing a non-Board of Commissioners Audit Committee member or other third party as the Committee secretary to record Committee Meetings and prepare Committee Meeting Minutes.
4. Attending meetings.
5. Taking an active role and contributing to every committee meeting activity.

In addition, Audit Committee Members are tasked and responsible for:

1. Studying the meeting material first.
2. Attending meetings, taking an active role, and contributing to every Committee meeting activity.

As stated in the Audit Committee charter update, Audit Committee members are required to monitor and evaluate the following matters:

1. Audit Planning and Execution:
   Monitoring the follow-up of audit results to assess the adequacy of internal control, including the financial reporting process.
2. Internal Control Evaluation:
   Evaluating the adequacy of internal control at BSI.

3. Financial Information Review:
   Reviewing financial information to be released by BSI to the public and/or authorities, including financial statements and related reports.
4. Compliance with Regulations:
   Reviewing the compliance with laws and regulations relating to BSI activities.
5. Independent Opinion:
   Provision of independent opinion if there is a difference of opinion between management and the Public Accountant.
6. Recommendation on Appointment of Public Accounting Firm:
   Recommendation to the Board of Commissioners regarding the appointment of Public Accounting Firm based on independence, scope of assignment, and service fees.
7. Audit by Internal Auditor:
   Reviewing the implementation of audit by internal auditors and supervising the implementation of follow-up actions by the Board of Directors on internal auditor findings.
8. Accounting and Financial Reporting Complaints:
   Reviewing complaints relating to BSI's accounting and financial reporting processes.
9. Potential Conflict of Interest:
   Reviewing and providing advice to the Board of Commissioners regarding potential conflicts of interest of BSI.

Authority of The Audit Committee

The Audit Committee is authorized to:
1. Communicate with the Head of Business Unit and other parties at BSI as well as the Public Accounting Firm that audits BSI to obtain information, clarification and request the necessary documents and reports.
2. Request reports on the results of internal auditors and external auditors and other supervisory/ inspection institutions.
3. Request internal auditors and/or external auditors to make special inspections/investigations on strong presumptions that frauds, legal violations or violations of applicable laws and regulations have been committed.
4. Access records or information about employees, funds, assets and other company resources related to the implementation of their duties.
5. Provide opinions to the Board of Commissioners regarding the Financial Report and/or other matters submitted by the Board of Directors.
6. Carry out other authorities granted by the Board of Commissioners.

Audit Committee Charter

The Company's Audit Committee has a Charter issued through the Decree of the Board of Commissioners of PT Bank Syariah Indonesia Tbk No. 04/KEP-KOM/002/2024 concerning the guidelines and work rules (charter) of the Audit Committee of PT Bank Syariah Indonesia Tbk dated July 1, 2024, which is an update of the previous Audit Committee Charter (Number 01/003-SKB/Dirkom dated February 1, 2021 concerning the Determination of Guidelines and Work Rules of the Audit Committee of PT Bank Syariah Indonesia Tbk.).

This charter offers reference for carrying out audit duties and responsibilities in a transparent, competent, objective and independent manner to make it accountable and acceptable to all interested parties. The contents of the Audit Committee Charter generally include:
1. General objective of establishing the Audit Committee
2. Authority
3. Membership
4. Membership Criteria
5. Duties and Responsibilities
6. Employment Relations
7. Meeting
8. Reporting
9. Term of Office and Compensation
10. Bank Confidentiality
11. Closing

Term of Office of The Audit Committee

The term of office of Audit Committee members who come from Independent Non-Commissioner Parties is a maximum of 3 (three) years and can be extended 1 (one) time for a 2 (two) year term of office without reducing the right of the Board of Commissioners to dismiss at any time.

Structure, Membership, and Expertise of The Audit Committee

Name	Position	Information	Skill
Mohamad Nasir	Member	Independent Commissioner	Accounting, Banking
Muliaman D. Hadad	Member	President Commissioner/Independent Commissioner	Economics, Public Administration, Finance
Adiwarman A. Karim	Member	Deputy President Commissioner/Independent Commissioner	Economics, Business Administration
Komaruddin Hidayat	Member	Independent Commissioner	Education, Philosophy
Felicitas Tallulembang*	Member	Independent Commissioner	Management
M. Zacky Thayib**	Member	Independent Party	Accounting, Management
M. Gunawan Yasni***	Member	Independent Party	Accounting, Finance
Suharto****	Member	Independent Party	Accounting
Rahmatina Awaliah Kasri*	Member	Independent Party	Islamic Economics, Finance

* Resigned from office on 19 February 2024
*** Resigned from office on March 5, 2024
**** Starting his term on February 19, 2024
* Starting from May 31, 2024

Audit Committee Profile

The Audit Committee profile as of December 31, 2024 is as follows.

Mohamad Nasir Chairman (Concurrently Member) of the Audit Committee/Independent Commissioner
The profile can be seen in the Board of Commissioners Profile section in this Annual Report.
Period and Term of Office: Following the Term of Office of the Board of Commissioners

Muliaman D. Hadad Audit Committee Member/ President Commissioner/ Independent Commissioner
The profile can be seen in the Board of Commissioners Profile section in this Annual Report.
Period and Term of Office: Following the Term of Office of the Board of Commissioners

Adiwarman A. Karim Audit Committee Member/Deputy President Commissioner/Independent Commissioner
The profile can be seen in the Board of Commissioners Profile section in this Annual Report.
Period and Term of Office: Following the Term of Office of the Board of Commissioners

Komaruddin Hidayat Audit Committee Member/Independent Commissioner
The profile can be seen in the Board of Commissioners Profile section in this Annual Report.
Period and Term of Office: Following the Term of Office of the Board of Commissioners

Felicitas Tallulembang Audit Committee Member/Independent Commissioner
The profile can be seen in the Board of Commissioners Profile section in this Annual Report.
Period and Term of Office: Following the Term of Office of the Board of Commissioners



Suharto

Audit Committee Member/Independent Party

Indramayu, March 20, 1966/Age 58 years as of December 2024

Indonesian Citizens

58 Years Old

Domiciled in Bogor, West Java, Indonesia

Legal Basis of Appointment

Fixed Term Employment Agreement No. 04/014/HCP-PKWT dated February 6, 2024

Educational Background

- D3 Accounting, Padjadjaran University (1988)
- Bachelor's Degree in Accounting, STIE Jagakarsa (1996)
- Masters in Management in Business, IPB University (2021)

Certification

- Certification in Audit Committee Practices
- Banking Risk Management Level VI - Sharia Financial Professional Certification Institute.
- Banking Risk Management Level IV - Banking Certification Institute.
- General Banking General Banking Level III, Banking Professional Certification Institute. 2016.
- Bank Staff and Leadership School (SESPIBANK) Class of 65, Indonesian Banking Development Institute (LPPI). 2016.
- Certified Bank Auditor (CBA), Bank Administration Institute (BAI)
- Certified Fraud Examiners (CFE) - Association Certification Fraud Examiners (ACFE)
- Qualified Internal Auditor (QIA) - Internal Auditor Development Foundation (YPIA)

Work Experience

- Audit Manager Retail Banking Audit, PT Bank Mandiri (Persero), Tbk. (2020-2022)
- Group Head Internal Audit, PT Bank Syariah Mandiri. (2017-2020)
- Audit Manager Distribution Audit, PT Bank Mandiri (Persero), Tbk. (2015-2017)
- Audit Manager REB IV Makassar, PT Bank Mandiri (Persero), Tbk. (2012-2015)
- Department Head Audit Development, PT Bank Mandiri (Persero), Tbk. (2010-2012)

Period and Term of Office

First Period: February 6, 2024 – February 6, 2026

Concurrent Positions

-



Rahmatina Awaliah Kasri

Audit Committee Member/Independent Party

Padang, May 12, 1980/Age 44 years as of December 2024

Indonesian Citizens

44 Years Old

Domiciled in Depok, West Java, Indonesia

Legal Basis of Appointment

Fixed Term Employment Agreement No. 04/135/HCP-PKWT dated June 26, 2024

Educational Background

- Bachelor of Economics, Universitas Indonesia, Indonesia (2002)
- Post Graduate Diploma, Australian National University, Australia (2004)
- Master of International and Development Economics, Australian National University, Australia (2005)
- Master of Business Administration in Islamic Banking and Finance, International Islamic University of Malaysia, Malaysia (2008)
- Doctor of Philosophy in Islamic Economic and Finance, University of Durham, United Kingdom (2015))

Certification

- Certificate of Workplace Assessor - Financial Sector Indonesian Professional Certification Authority (Badan Nasional Sertifikasi Profesi or BNSP)
- Certificate of Islamic Banking Risk Management - Level 1 Indonesian Professional Certification Authority (Badan Nasional Sertifikasi Profesi or BNSP)
- Certificate of Professional Lecturer – Islamic Economics Ministry of Research, Technology and Higher of Indonesia

Work Experience

- Director, Center for Islamic Economics and Business, Faculty of Economics and Business – Universitas Indonesia (2018 – present)
- Head of Quality Management Unit, Sharia Financial Professional Certification Institute (LSP Keuangan Syariah) (2022 – 2023)
- Director, Islamic Economics Undergraduate Program, Faculty of Economics and Business – Universitas Indonesia (2015 – 2018)
- Senior Researcher, Center for Islamic Economics and Business, Faculty of Economics and Business – Universitas Indonesia (2008 – sekarang)
- Lecturer/Researcher, Faculty of Economics and Business, Universitas Indonesia (2002 – present)

Period and Term of Office

First Period: July 1, 2024 – June 30, 2025

Concurrent Positions

- Senior Researcher, Center for Islamic Economics and Business, Faculty of Economics and Business – University of Indonesia (2008 – present)
- Lecturer/Researcher, Faculty of Economics and Business, University of Indonesia (2002 – present)
- Director, Center for Islamic Economics and Business, Faculty of Economics and Business – University of Indonesia (2018 – present)

Audit Committee Educational Qualifications and Work Experience

Table of Educational Qualifications and Work Experience of the Audit Committee

Name	Position	Education	Work experience
Mohamad Nasir	Chairman (Concurrently Member)	• Bachelor of Usuludin • Master of Philosophy • Doctor of Philosophy	Have work experience in government, education and banking
Muliaman D. Hadad	Member	• Bachelor of Economics • Master of Public Administration • Doctor of Philosophy	Have experience in the financial and banking sector
Adiwarman A. Karim	Member	• Bachelor of Agricultural Economics • Bachelor of Economics • Master of Business Administration in General Management • Master of Arts in Economics and Economics Policy	Have experience in the financial and banking sector
Komaruddin Hidayat	Member	• Bachelor of Accounting • Master of Accounting • Doctor of Accounting	Have experience in the financial and banking sector
Felicitas Tallulembang	Member	Bachelor of Medicine	Have experience in the health sector
Suharto	Member	• Diploma III Accounting • Bachelor of Accounting • Master of Management In Business	Have experience in banking
Rahmatina Awaliah Kasri	Member	• Bachelor of Economics • Post Graduate Diploma • Master of International and Development Economics • Master of Business Administration in Islamic Banking and Finance • Doctor of Philosophy in Islamic Economic and Finance	Have experience in the field of education

Independence of The Audit Committee

The Audit Committee conducts its functions and duties professionally and independently, without interference from any party that is not in accordance with laws and regulations. Based on the Audit Committee Charter, the independence qualifications of the Audit Committee members must meet the following criteria:

Table of Audit Committee Independence

Independence Aspect	Mohamad Nasir	Muliaman D. Hadad	Adiwarman A. Karim	Komaruddin Hidayat	Felicitas Tallulembang	Suharto	Rahmatina Awaliah Kasri
Has no financial relationship with the Board of Commissioners and Directors	√	√	√	√	√	√	√
Has no management relationships in the company, subsidiaries or affiliated companies	√	√	√	√	√	√	√
Has no share ownership relationship in the company	√	√	√	√	√	√	√
Has no family relationship with the Board of Commissioners, Directors, and/or fellow members of the Audit Committee	√	√	√	√	√	√	√
Not serving as a political party administrator, official or government official	√	√	√	√	√	√	√

Training and/or Competency Development of Audit Committee In 2024

Name	Position	Types of Training and Development Materials Competence/Training	Time and Place of Implementation	Organizer
Mohamad Nasir	Chairman (Concurrently Member)	Education and/or Training can be seen in the education and/or training section of the Members of the Board of Commissioners.		
Muliaman D. Hadad	Member	Education and/or Training can be seen in the education and/or training section of the Members of the Board of Commissioners.		
Adiwarman A. Karim	Member	Education and/or Training can be seen in the education and/or training section of the Members of the Board of Commissioners.		
Komaruddin Hidayat	Member	Education and/or Training can be seen in the education and/or training section of the Members of the Board of Commissioners.		
Felicitas Tallulembang	Member	Education and/or Training can be seen in the education and/or training section of the Members of the Board of Commissioners.		
Suharto	Member	Top Executive Learning Program (TELP) - Series II 2024 Theme: Leadership Transformation	Jakarta/Monday, February 26, 2024	Bank Syariah Indonesia University
		One Day Workshop for Commissioners & Commissioners' Apparatus of PT Bank Syariah Indonesia, Tbk	Jakarta/ Monday, March 4, 2024	Bank Syariah Indonesia University and IBI
		Equalization of BSMR Level VI Certification	Jakarta/ June 21, 2024	ASBISINDO
		Risk Management Certification Level VI	Jakarta/ June 28, 2024	LSPKS
		Certification in Audit Committee Practices Review Course Batch XLIV.	Jakarta/ August 6-8, 2024	IKAI Indonesian Institute of Audit Committee
Rahmatina Awaliah Kasri	Member	Provision for Risk Management Certification Level IV	Jakarta/July 11-12, 2024	ASBISINDO
		Risk Management Certification Level IV	Jakarta/August 5, 2024	LSPKS
		Certification in Audit Committee Practices Review Course Batch XLIV.	Jakarta/August 6-8, 2024	Indonesian Institute of Audit Committee (IKAI)
		Global Reporting Initiative (GRI) Certified Training Course	Jakarta/September 3-5, 2024	National Center for Corporate Reporting (NCCR)
		Certification in Global Reporting Initiative (GRI)	Jakarta/September 15, 2024	National Center for Corporate Reporting (NCCR)
		Top Executive Learning Program (TELP) - December 2024 Theme: Execution Matters	Jakarta/December 17, 2024	National Center for Corporate Reporting (NCCR)

Audit Committee Meeting

AUDIT COMMITTEE MEETING POLICY

Based on the Audit Committee Charter, the Audit Committee Meeting Policy includes:

1. The Audit Committee holds regular meetings at least 1 (one) time in 1 (one) month.
2. Audit Committee meetings can be held if attended by more than 1/2 (one half) of the number of members.
3. Audit Committee meeting decisions are taken based on deliberation to reach consensus.
4. In case a consensus is not reached as intended, decision-making will be based on a majority vote.
5. The meeting is chaired by the Chairman of the Audit Committee or another Committee Member who is an Independent Commissioner, if the Chairman of the Audit Committee is unable to attend.
6. Every Audit Committee meeting is recorded in the minutes of the meeting, including if there are differences of opinion, which are signed by all members of the Audit Committee present and submitted to the Board of Commissioners.
7. Meetings can be held face-to-face or via teleconference or other media that allows all Committee Meeting participants to see and hear each other directly and participate in the meeting.

AUDIT COMMITTEE MEETING AGENDA

Throughout 2024, the dates, agendas and participants of the Audit Committee meetings were as follows.

Table of Audit Committee Meeting Agenda

No.	Meeting Date	Meeting Agenda	Meeting participants
1.	January 16, 2024	PwC : Clearance Meeting	• Mohamad Nasir • Muliaman D. Hadad • Adiwarman A. Karim • Komaruddin Hidayat • M. Zacky Thayib • M. Gunawan Yasni
2.	January 16, 2024	Publication Report for Quarter IV of 2023	• Mohamad Nasir • Muliaman D. Hadad • Adiwarman A. Karim • Komaruddin Hidayat • M. Zacky Thayib • M. Gunawan Yasni
3.	January 18, 2024	Report of Audit Realization for Quarter IV of 2023	• Mohamad Nasir • Muliaman D. Hadad • Adiwarman A. Karim • Komaruddin Hidayat • M. Zacky Thayib • M. Gunawan Yasni
4.	March 07, 2024	Update on IT Development Progress for Quarter IV of 2023 (Rescheduled from previous schedule February 29)	• Mohamad Nasir • Muliaman D. Hadad • Adiwarman A. Karim • Komaruddin Hidayat • M. Zacky Thayib • M. Gunawan Yasni
5.	March 07, 2024	Operational and IT Preparation for Ramadhan and Lebaran 2024 (Rescheduled from previous schedule 29 February)	• Mohamad Nasir • Muliaman D. Hadad • Adiwarman A. Karim • Komaruddin Hidayat • M. Zacky Thayib • M. Gunawan Yasni
6	March 20, 2024	Customer Care Development 2024	• Mohamad Nasir • Muliaman D. Hadad • Adiwarman A. Karim • Komaruddin Hidayat • M. Zacky Thayib • M. Gunawan Yasni
7.	April 25, 2024	Publication Report for Quarter I of 2024	• Mohamad Nasir • Muliaman D. Hadad • Adiwarman A. Karim • Komaruddin Hidayat • M. Zacky Thayib • M. Gunawan Yasni
8.	May 3, 2024	BSI Data Analytics Optimization 2024	• Mohamad Nasir • Muliaman D. Hadad • Adiwarman A. Karim • M. Zacky Thayib • M. Gunawan Yasni
9.	May 31, 2024	Audit Report for Quarter I of 2024	• Mohamad Nasir • Muliaman D. Hadad • Adiwarman A. Karim • Komaruddin Hidayat • Felicitas Tallulembang • Suharto • Rahmatina Awaliah Kasri

No.	Meeting Date	Meeting Agenda	Meeting participants
10.	June 27, 2024	Progress of Integrated Collateral Handling Implementation and Its Problems	• Mohamad Nasir • Muliaman D. Hadad • Adiwarman A. Karim • Komaruddin Hidayat • Felicitas Tallulembang • Suharto • Rahmatina Awaliah Kasri
11.	July 25, 2024	Kick Off Meeting from Public Accounting Firm PriceWaterHouseCoopers (PWC Public Accounting Firm) Regarding Audit of PT Bank Syariah Indonesia's Financial Report for 2024	• Mohamad Nasir • Muliaman D. Hadad • Adiwarman A. Karim • Komaruddin Hidayat • Felicitas Tallulembang • Suharto • Rahmatina Awaliah Kasri
12.	August 15, 2024	Realization Report for Semester I of 2024	• Mohamad Nasir • Muliaman D. Hadad • Adiwarman A. Karim • Komaruddin Hidayat • Felicitas Tallulembang • Suharto • Rahmatina Awaliah Kasri
13.	August 15, 2024	Report of Audit Realization for Semester I of 2024	• Mohamad Nasir • Muliaman D. Hadad • Adiwarman A. Karim • Komaruddin Hidayat • Felicitas Tallulembang • Suharto • Rahmatina Awaliah Kasri
14.	August 22, 2024	Clearance Meeting Audit of Financial Report and Publication Report as of June 2024	• Mohamad Nasir • Muliaman D. Hadad • Adiwarman A. Karim • Komaruddin Hidayat • Felicitas Tallulembang • Suharto • Rahmatina Awaliah Kasri
15.	September 11, 2024	Update on IT Development progress (Operation) For Semester I of 2024	• Mohamad Nasir • Muliaman D. Hadad • Adiwarman A. Karim • Komaruddin Hidayat • Felicitas Tallulembang • Suharto • Rahmatina Awaliah Kasri
16.	September 19, 2024	Report on the implementation of the Anti-Fraud Strategy for the second quarter	• Mohamad Nasir • Muliaman D. Hadad • Adiwarman A. Karim • Komaruddin Hidayat • Felicitas Tallulembang • Suharto • Rahmatina Awaliah Kasri
17.	October 17, 2024	Report of Audit Realization for Quarter III of 2024	• Mohamad Nasir • Muliaman D. Hadad • Adiwarman A. Karim • Komaruddin Hidayat • Felicitas Tallulembang • Suharto • Rahmatina Awaliah Kasri
18.	October 17, 2024	Report of BPK Audit Result	• Mohamad Nasir • Muliaman D. Hadad • Adiwarman A. Karim • Komaruddin Hidayat • Felicitas Tallulembang • Suharto • Rahmatina Awaliah Kasri

No.	Meeting Date	Meeting Agenda	Meeting participants
19.	October 17, 2024	Update progress of Combined Assurance on the Implementation of 2 Sharia Principles for Semester I of 2024	• Mohamad Nasir • Muliaman D. Hadad • Adiwarman A. Karim • Komaruddin Hidayat • Felicitas Tallulembang • Suharto • Rahmatina Awaliah Kasri
20.	November 8, 2024	Application for Approval of the 2025 RAKB	• Mohamad Nasir • Muliaman D. Hadad • Adiwarman A. Karim • Komaruddin Hidayat • Felicitas Tallulembang • Suharto • Rahmatina Awaliah Kasri
21.	November 21, 2024	Report on the implementation of the Anti-Fraud Strategy for the 3rd Quarter	• Mohamad Nasir • Muliaman D. Hadad • Adiwarman A. Karim • Komaruddin Hidayat • Felicitas Tallulembang • Suharto • Rahmatina Awaliah Kasri
22.	December 12, 2024	BPK Audit Results Update: Micro Business Loan (KUR) Margin Subsidy, Financing, Operational and Investment Expenses in 2024	• Mohamad Nasir • Muliaman D. Hadad • Adiwarman A. Karim • Komaruddin Hidayat • Felicitas Tallulembang • Suharto • Rahmatina Awaliah Kasri

FREQUENCY AND ATTENDANCE RATE OF AUDIT COMMITTEE MEETINGS

Table of Audit Committee Meeting Attendance Rate

Name	Position	Audit Committee Meeting		
		Number and Percentage of Attendance		
		Number of Meetings	Number of Attendance	Percentage
Mohamad Nasir	Member	22	22	100%
Muliaman D. Hadad	Member	22	22	100%
Adiwarman A. Karim	Member	22	22	100%
Komaruddin Hidayat	Member	22	21	95%
Felicitas Tallulembang*	Member	14	14	100%
M. Zacky Thayib**	Member	3	3	100%
M. Gunawan Yasni**	Member	3	3	100%
Suharto***	Member	14	14	100%
Rahmatina Awaliah Kasri***	Member	14	14	100%

* Starts office on May 31, 2024
** Resigned from office on May 31, 2024
*** Starts office on June 26, 2024

Work Program and Implementation of Audit Committee Duties In 2024

The Audit Committee held 22 (twenty two) meetings as stated in the list of Audit Committee Meetings and carried out its duties, including:

1. Conducting a review of the implementation of audits by internal and external auditors, and supervising the implementation of follow-up actions by the Board of Directors on the auditor's findings;
2. Providing Recommendations for the Proposal for the Appointment of a Public Accounting Firm (KAP) and Public Accountant (AP) for the Audit of the Annual Financial Report of PT Bank Syariah Indonesia Tbk for 2024;
3. Providing recommendations from the Audit Committee to the Board of Commissioners regarding the approval of the Honorarium for Audit Services for BSI's Financial Report for the 2024 Financial Year;
4. Providing recommendations from the Audit Committee to the Board of Commissioners regarding the approval of the Published Financial Report for 2024.

Nomination and Remuneration Committee

The Nomination and Remuneration Committee functions to assist the Board of Commissioners in carrying out its duties, especially those relating to the Bank's remuneration and nomination policies.

Duties and Responsibilities of The Nomination and Remuneration Committee

The Committee is tasked and responsible for carrying out the following matters:

1. Related to the remuneration function.
    a. Provide recommendations to the Board of Commissioners regarding remuneration structure, remuneration policy and remuneration amount.
    b. Assist the Board of Commissioners in carrying out performance assessments in accordance with the remuneration received by each member of the Board of Directors, members of the Board of Commissioners, and/or members of the Sharia Supervisory Board.
2. Related to the nomination function:
    a. Provide recommendations to the Board of Commissioners regarding:
        - Composition of positions of members of the Board of Directors, members of the Board of Commissioners, and/ or members of the Sharia Supervisory Board.
        - Policies and criteria required in the Nomination process.
        - Performance for evaluation policy members of the Board of Directors, members of the Board of Commissioners, and/or members of the Sharia Supervisory Board.
    b. Assist the Board of Commissioners in assessing the performance of members of the Board of Directors, members of the Board of Commissioners, and/or members of the Sharia Supervisory Board based on benchmarks that have been prepared as evaluation material.
    c. Provide recommendations to the Board of Commissioners regarding capacity development programs for members of the Board of Directors, members of the Board of Commissioners, and/or members of the Sharia Supervisory Board.
    d. Provide proposals for candidates who meet the requirements as members of the Board of Directors, members of the Board of Commissioners, and/or members of the Sharia Supervisory Board, to the Board of Commissioners to be submitted to the GMS.
    e. Provide recommendations to the Board of Commissioners regarding Independent Parties who are prospective members of the Audit Committee and Risk Monitoring Committee.
    f. Develop capability development programs for members of the Board of Directors, members of the Board of Commissioners, and/or members of the Sharia Supervisory Board.
3. Develop concepts and analysis related to the function of the Nomination and Remuneration Committee.
4. Assist the Board of Commissioners in determining general Human Resources policies.
5. Assist the Board of Commissioners in obtaining and analyzing data on prospective Board of Directors from the talent pool of officials one level below the Directors.
6. Assist the Board of Commissioners in providing recommendations regarding options to the Board of Commissioners, Board of Directors, Sharia Supervisory Board and Employees, including stock options and monitoring their implementation.
7. Have a data base and talent pool for prospective members of the Board of Commissioners, Board of Directors and Sharia Supervisory Board.

Authorities of The Nomination and Remuneration Committee

1. Request PT Bank Syariah Indonesia Tbk. to conduct surveys according to the needs of the Nomination and Remuneration Committee.
2. Request necessary information from various parties both internal and external to PT Bank Syariah Indonesia Tbk.

Nomination and Remuneration Committee Charter

The Nomination and Remuneration Committee has a charter issued based on the Joint Decree (SKB) of the Board of Directors and Board of Commissioners of BSI No. 01/001-SKB/Dirkom dated February 1, 2021 concerning the Stipulation of Guidelines and Work Rules of the Remuneration and Nomination Committee of PT Bank Syariah Indonesia. This charter is a reference for carrying out audit duties and responsibilities in a transparent, competent, objective, and independent manner, ensuring its accountability and acceptance by all interested parties.

The contents of the Remuneration and Nomination Committee charter include:

a. Background
b. Definition
c. Objectives
d. Functions, Authorities, Duties and Responsibilities
e. Membership and Rules of Procedure
f. Nomination and Remuneration System
g. Closing

Structure, Membership, and Expertise of The Nomination and Remuneration Committee

Name	Position	Information	Expertise
Komaruddin Hidayat	Chairman (concurrently Member)	Independent Commissioner	Education, Philosophy
Muliaman D. Hadad	Member	President Commissioner/Independent Commissioner	Economics, Public Administration, Finance
Adiwarman A. Karim	Member	Deputy President Commissioner/ Independent Commissioner	Economics, Business Administration
Mohamad Nasir	Member	Independent Commissioner	Accounting, Banking
Felicitas Tallulembang	Member	Independent Commissioner	Management
Masduki Baldlowi	Member	Commissioner	Law, Finance
Teszy Mira Ekakusma	Secretary and Non Member Voting	Group Head overseeing Human Capital Strategy & Policy Group	Psychology, Human Resources

Profile of The Nomination and Remuneration Committee

Komaruddin Hidayat Chairman of the Nomination and Remuneration Committee/ Independent Commissioner
The profile can be seen in the Board of Commissioners Profile section in this Annual Report.
Period and Term of Office: Following the Term of Office of the Board of Commissioners

Muliaman D. Hadad Member of the Nomination and Remuneration Committee/ President Commissioner/ Independent Commissioner
The profile can be seen in the Board of Commissioners Profile section in this Annual Report.
Period and Term of Office: Following the Term of Office of the Board of Commissioners

Adiwarman A. Karim Member of the Nomination and Remuneration Committee/ Deputy President Commissioner/ Independent Commissioner
The profile can be seen in the Board of Commissioners Profile section in this Annual Report.
Period and Term of Office: Following the Term of Office of the Board of Commissioners

Mohamad Nasir Member of the Nomination and Remuneration Committee/Independent Commissioner
The profile can be seen in the Board of Commissioners Profile section in this Annual Report.
Period and Term of Office: Following the Term of Office of the Board of Commissioners

Felicitas Tallulembang Member of the Nomination and Remuneration Committee/Independent Commissioner
The profile can be seen in the Board of Commissioners Profile section in this Annual Report.
Period and Term of Office: Following the Term of Office of the Board of Commissioners

Masduki Baldlowi Member of the Nomination and Remuneration Committee/ Commissioner
The profile can be seen in the Board of Commissioners Profile section in this Annual Report.
Period and Term of Office: Following the Term of Office of the Board of Commissioners



Teszy Mira Ekakusma

Secretary of the Nomination and Remuneration Committee

Jakarta, August 7, 1979

Indonesian Citizens

45 Tahun Years Old

Domiciled in Jakarta, Indonesia

Legal Basis of Appointment

Decree No. 04/426-KEP/DIR dated September 17, 2024

Educational Background

- Bachelor of Psychology, Padjadjaran University, Bandung (2002)
- Master of Psychology, University of Indonesia (2024)

Certification

- Risk Management Level 4

Work Experience

- Human Capital Strategy & Policy Group Head, PT Bank Syariah Indonesia Tbk (2024)
- Human Capital Services Group Head, PT Bank Syariah Indonesia Tbk (2023-2024)
- Human Capital Strategy & Policy Group Head, PT Bank Syariah Indonesia Tbk (2022-2023)
- DH Talent Analytics, PT Bank Mandiri (Persero) Tbk (2019-2022)
- HCBP Head Retail Banking, PT Bank Mandiri (Persero) Tbk (2016-2019)
- HCBP Head Consumer Banking, PT Bank Mandiri (Persero) Tbk (2015-2016)
- HCBP Head Transaction Banking, PT Bank Mandiri (Persero) Tbk (2014-2015)
- SR PS HCBP Micro & Retail Banking, PT Bank Mandiri (Persero) Tbk (2012-2014)
- PS HCBP, Micro & Retail Banking PT Bank Mandiri (Persero) Tbk (2007-2012)
- Cash Outlet Manager, Banjarmasin Pelindo Trisakti, PT Bank Mandiri (Persero) Tbk (2007)
- Business Development Offier, Regional IX Banjarmasin, PT Bank Mandiri (Persero) Tbk (2006-2007)
- Temporary Assignment Officer, PT Bank Mandiri (Persero) Tbk (2006)
- Officer Development Program, PT Bank Mandiri (Persero) Tbk (2004-2006)

Period and Term of Office

In line with tenure as Human Capital Strategy & Policy Group Head

Concurrent Positions

None

Qualification of Education and Work Experience of Nomination and Remuneration Committee

Table of Educational Qualifications and Experience of the Nomination and Remuneration Committee

Name	Position	Information	Expertise
Komaruddin Hidayat	Chairman (concurrently Member)	• Bachelor of Usuluddin • Master of Philosophy • Doctor of Philosophy • Post-Doctorate Research Program	Have experience in education and banking
Muliaman D. Hadad	Member	• Bachelor of Economics, Development Studies • Master of Public Administration • Doctor of Philosophy	Have experience in the financial and banking sector
Adiwarman A. Karim	Member	• Economic Engineer • Bachelor of Economics • Master of Business Administration • Master of Economics and Economic Policy	Have experience in the financial and banking sector
Mohamad Nasir	Member	• Bachelor of Accounting • Master of Science in Accounting • Doctor of Philosophy (Ph.D) in Accounting	Have experience in the fields of government, education and banking
Felicitas Tallulembang	Member	Bachelor of Medicine	Have experience in the medical sector
Masduki Baldlowi	Member	• Bachelor of Arabic Literature • Bachelor of Education	Have experience in the field of government and banking
Teszy Mira Ekakusma	Secretary	Bachelor of Psychology Master of Psychology	Have experience in banking.

Independence of The Nomination and Remuneration Committee

Table of Nomination and Remuneration Committee Independence

Independence Aspect	Komaruddin Hidayat	Muliaman D. Hadad	Adiwarman A. Karim	Mohamad Nasir	Felicitas Tallulembang	Masduki Baldlowi	Teszy Mira Ekakusma
Has no financial relationship with the Board of Commissioners and Directors	√	√	√	√	√	√	√
Has no management relationships in the company, subsidiaries or affiliated companies	√	√	√	√	√	√	√
Has no share ownership relationship in the company	√	√	√	√	√	√	√
Has no family relationship with the Board of Commissioners, Board of Directors, and/or fellow members of the Nomination and Remuneration Committee	√	√	√	√	√	√	√
Not serving as a political party administrator, official or government official	√	√	√	√	√	√	√

Competency Development Program of Nomination and Remuneration Committee

Name	Position	Types of Training and Development Materials Competence/Training	Time and Place of Implementation	Organizer
Komaruddin Hidayat	Chairman (concurrently Member)	Education and/or Training can be seen in the education and/or training section of the Members of the Board of Commissioners.		
Muliaman D. Hadad	Member	Education and/or Training can be seen in the education and/or training section of the Members of the Board of Commissioners.		
Adiwarman A. Karim	Member	Education and/or Training can be seen in the education and/or training section of the Members of the Board of Commissioners.		
Mohamad Nasir	Member	Education and/or Training can be seen in the education and/or training section of the Members of the Board of Commissioners.		
Felicitas Tallulembang	Member	Education and/or Training can be seen in the education and/or training section of the Members of the Board of Commissioners.		
Masduki Baldlowi	Member	Pendidikan dan/atau Pelatihan dapat dilihat pada bagian pendidikan dan/atau pelatihan Anggota Dewan Komisaris		
Teszy Mira Ekakusma	Secretary	Mini Workshop:OKR HC Team 2024	Jakarta, January 8, 2024	BSI
		SEMINAR PERSONAL COLOUR AND STYLE	Jakarta, June 3, 2024	BSI
		PERSONAL COLOUR & STYLE ANALYSIS BATCH 1	Jakarta, June 4, 2024	BSI
		CEO GREETS HUMAN CAPITAL	Jakarta, July 29, 2024	BSI
		Risk Management Refreshment	Online, February 21, 2024	Maisa Edukasi
		TOP EXECUTIVE LEARNING PROGRAM SERIES 2	Jakarta, February 26, 2024	BSI
		KNOWLEDGE SHARING FORUM (KSF) "Sharping Your Branding in Sharia Banking Leadership"	Jakarta, March 14, 2024	BSI
		Risk Management Level 4, July 11 -12	Online, July 11 – 12, 2024	ASBISINDO
		KSF BEST PRACTICE HUMAN CAPITAL	Jakarta, November 26, 2024	BSI
		Top Executive Learning Program December 2024	Jakarta, December 17, 2024	BSI
		HR Professional Certification	Online, March 27 – April 2, 2024	PT QUBISA
		Refreshment PHR Consumer Product	Online, September 27 – December 31, 2024	BSI
		Refreshment BYOND Vol.1	Online, October 15 – December 31, 2024	BSI

Meeting of The Nomination and Remuneration Committee

NOMINATION AND REMUNERATION COMMITTEE MEETING POLICIES

1. Meetings are attended by all members and if necessary can only be attended by members with voting rights.
2. Meetings can only be held if attended by at least 51% of the total number of members including an Independent Commissioner as the Committee Chair and Human Capital officer.
3. Remuneration and Nomination Committee meetings are held according to the needs and assignments of the Board of Commissioners, at least 1 (one) time in 4 (four) months.
4. Meetings are led by the Chair or a member appointed by the members present, if the chair is unable to attend.
5. Meeting decisions are made based on consensus. In the event that consensus does not occur, decisions are made based on the majority vote.
6. The results or decisions of the meeting must be stated in the minutes of the meeting signed by all members present and properly documented and must be submitted in writing to the Board of Commissioners.
7. Dissenting opinions that occur in the meeting must be clearly stated in the minutes of the meeting along with the reasons for the dissenting opinions.

NOMINATION AND REMUNERATION COMMITTEE MEETING AGENDA

Table of Nomination and Remuneration Committee Meeting Agenda

No.	Meeting Date	Meeting Agenda	Meeting Participants
1	February 22, 2024	Proposals of BSI Sharia Supervisory Board Candidate 2024	Komaruddin Hidayat
			Muliaman D. Hadad
			Adiwarman A. Karim
			Mohamad Nasir
2	March 25, 2024	Proposal of Management Remuneration 2024 and Performance Bonus 2023	Komaruddin Hidayat
			Muliaman D. Hadad
			Adiwarman A. Karim
			Mohamad Nasir
			Masduki

FREQUENCY AND ATTENDANCE RATE OF NOMINATION AND REMUNERATION COMMITTEE MEETINGS

Table of Attendance Rate of Nomination and Remuneration Committee Meetings

Name	Position	Nomination and Remuneration Committee Meeting		
		Number and Percentage of Attendance		
		Number of Meetings	Number of Attendance	Percentage
Komaruddin Hidayat	Chairman (concurrently Member)	2	2	100%
Muliaman D. Hadad	Member	2	2	100%
Adiwarman A. Karim	Member	2	2	100%
Mohamad Nasir	Member	2	2	100%
Masduki Baldlowi	Member	2	1	50%
Teszy Mira Ekakusma	Secretary	1	1	100

Work Program and Implementation of The Nomination and Remuneration Committee's Duties In 2024

Throughout 2024, the Nomination and Remuneration Committee carried out its duties and responsibilities well. The Nomination and Remuneration Committee has held 3 (three) meetings and carried out its duties, including:

1. Proposed 2024 Management Remuneration and 2023 Performance Bonus;
2. Proposed Candidates for the Sharia Supervisory Board (DPS) of BSI in 2024;
3. Recommendations for Candidates for Company Management

Board of Directors Succession Policy

Basic Principles

1. Requirements for the Board of Directors, Board of Commissioners, and Sharia Supervisory Board.
   Candidates for members of the Board of Directors, Board of Commissioners, and Sharia Supervisory Board must meet the applicable statutory requirements such as the Limited Liability Company Law, the Sharia Banking Law and the Capital Market Law as well as other provisions.
2. Nomination and Submission of Candidates for Directors, Board of Commissioners and Sharia Supervisory Board
   Candidates for members of the Board of Directors, Board of Commissioners and Sharia Supervisory Board are submitted through a selection process by taking into account the requirements above.

Selection Procedure

1. The Nomination and Remuneration Committee identifies candidates who meet the criteria.
2. The Board of Commissioners submits, based on the recommendations of the Nomination and Remuneration Committee, proposals for candidates for the Board of Directors, Board of Commissioners and Sharia Supervisory Board to the GMS.
3. The selection is carried out before the end of the term of office or requested by the Board of Commissioners or if there is a vacant position.

Requirements and Criteria.

The requirements and criteria for prospective members of the Board of Directors, Board of Commissioners, and Sharia Supervisory Board as stipulated in the Company's Articles of Association and other applicable provisions, are as follows:

a. Board of Commissioners and Directors.
   a. Prospective members of the Board of Commissioners and prospective members of the Board of Directors must meet the requirements of integrity, competence, and financial reputation.
   b. Integrity requirements for prospective members of the Board of Commissioners and prospective members of the Board of Directors include:
      - have good morals and ethics, among others demonstrated by an attitude of complying with applicable provisions, including never having been convicted of committing a Certain Criminal Act within the last 20 (twenty) years before being nominated;
      - have a commitment to comply with applicable laws and regulations;
      - have a commitment to developing sound Bank operations;
      - are not listed in the DTL (Disqualified List); and
      - have a commitment not to commit and/or repeat the acts and/or actions as referred to, for prospective members of the Board of Commissioners or prospective members of the Board of Directors who have previously had a predicate of Disqualified in the fit and proper test and have undergone sanctions as referred to in PBI No. 14/6/PBI/2012 concerning the Fit and Proper Test for Sharia Banks and Sharia Business Units, Article 36 paragraph (1), Article 38 letter b, Article 41 paragraph (4) letter a and Article 41 paragraph (5).
   c. Competency requirements, including:
      - for prospective members of the Board of Commissioners including, among others:
        1) have sufficient knowledge, understanding and/or experience in the field of sharia banking operations;
        2) have the willingness and ability to supervise the Bank's business activities to comply with the principle of prudence and Sharia Principles in the field of sharia banking; and
        3) have knowledge and understanding in the application of risk management.
      - for prospective members of the Board of Directors including, among others:
        1) have sufficient knowledge and understanding in the field of Islamic banking operations;
        2) have experience and expertise in the field of banking operations, Islamic banking, finance or Islamic finance;

        Fulfillment of experience and expertise requirements for prospective Directors, also includes fulfillment of the requirement that the majority of members of the Board of Directors must have at least 4 (four) years of experience with the lowest position as an Executive Officer in the banking industry and at least 1 (one) year of which has served at least as an Executive Officer at a BUS and/or UUS. have the ability to carry out strategic management within the framework of developing a sound and resilient Bank; and
        3) have knowledge, understanding and ability in implementing risk management.

d. Financial reputation requirements for prospective members of the Board of Commissioners and prospective members of the Board of Directors, include:
   - have no bad loan/financing; and
   - have never been declared bankrupt or been a Director or Commissioner who was found guilty of causing a company to be declared bankrupt, within the last 5 (five) years before being nominated.

e. Candidates for members of the Board of Commissioners and candidates for members of the Board of Directors do not have any indication of integrity, competence and/or financial reputation problems which include:
   - actions both directly and indirectly in the form of:
     1) hiding and/or obscuring violations of a provision or financial condition and/or actual transactions;
     2) providing unfair benefits to Shareholders, members of the Board of Commissioners, members of the Board of Directors, the Sharia Supervisory Board, Executive Officers, employees, and/or other parties that may harm or reduce the profits of the Sharia Bank;
     3) violating the principle of prudence in banking and the principles of sound banking; and/or
     4) violating Sharia Principles in the field of sharia banking;
   - proven to have committed Certain Criminal Acts that have been decided by the court and have permanent legal force; proven to have caused the Islamic Bank to experience difficulties that endanger the continuity of its business or may endanger the banking industry;
   - proven to have not carried out the orders of Bank Indonesia and/or the Financial Services Authority to carry out and/or not carry out certain actions;
   - proven to have bad loan/financing;
   - proven to have been declared bankrupt and/or to be a member of the Board of Commissioners or a member of the Board of Directors who was found guilty of causing a company to be declared bankrupt;
   - unable to carry out strategic management in the context of developing a sound Islamic Bank;
   - proven to have refused to provide commitments and/or not fulfill commitments that have been agreed upon with Bank Indonesia, the Financial Services Authority, and/or the Government; or

- not carrying out acts or actions that are his/her duties and responsibilities resulting in violations or actions as referred to in points (1), (3) and/or (4) above.

2. Sharia Supervisory Board
   Prospective members of the Sharia Supervisory Board must meet the following requirements:
   a. integrity, which at least includes:
      - have good morals and ethics;
      - have a commitment to comply with Islamic banking regulations and other applicable laws and regulations;
      - have a commitment to developing a sound and resilient Bank (sustainable)', and
      - are not included in the List of Failed as stipulated in the provisions regarding the fit and proper test set by Bank Indonesia and/or the Financial Services Authority. Competence, which at least has knowledge and experience in the field of Islamic mu'amalah and knowledge in the field of banking and/or finance in general; and
   b. Financial reputation, which at least includes:
      - not included in the bad loan/financing fund; and
      - never declared bankrupt or become a shareholder, member of the Board of Commissioners, or member of the Board of Directors who is found guilty of causing a company to be declared bankrupt, within the last 5 (five) years before being nominated,
3. Member of the Audit Committee and Risk Monitoring Committee.
   In providing recommendations regarding Independent Parties who will become members of the Audit Committee and/or Risk Monitoring Committee, the Committee must pay attention to the Bank's vision and mission, the principles of Good Corporate Governance and the provisions of applicable laws and regulations.
4. The Committee submits recommendations regarding candidate members of the Board of Directors, Sharia Supervisory Board, and Board of Commissioners to the Board of Commissioners in writing to be submitted to the GMS no later than 1 (one) week before the GMS is held.

Risk Monitoring Committee

The Risk Monitoring Committee assists the Board of Commissioners in carrying out its supervisory duties and functions, particularly for matters relating to the implementation of risk management policies.

Duties and Responsibilities of The Risk Monitoring Committee

In carrying out its duties and responsibilities, the Risk Monitoring Committee is based on the Risk Monitoring Committee Charter issued through the Decree of the Board of Commissioners of PT Bank Syariah Indonesia Tbk No. 04/KEP-KOM/001/2024 concerning the guidelines and work procedures (charter) of the risk monitoring committee of PT Bank Syariah Indonesia Tbk dated July 1, 2024. The Charter contains the duties and responsibilities of the Risk Monitoring Committee which include the following:

1. Monitoring and evaluating of at least:
   a. Conformity between risk management policies and the implementation of those policies.
   b. Implementation of the work plan and duties of the Risk Management Committee and Risk Management Unit.
   c. Adequacy of risk identification, measurement, monitoring, control and management information systems processes.
   d. The Bank's compliance with the Articles of Association, regulations of the Banking and Capital Market Supervisory Authority, and other laws and regulations related to risk management.
2. Monitoring and reviewing of at least:
   a. Risk Profile Report.
   b. Risk-based Report of Bank Soundness Level.
   c. Other reports related to the management of 10 (ten) types of risk, namely:
      - Credit Risk
      - Market Risk
      - Operational Risk
      - Liquidity Risk
      - Legal Risk
      - Compliance Risk
      - Reputational Risk
      - Strategic Risk
      - Return Risk
      - Investment Risk
   d. Bank Financing Policy and other policies required by the Regulator to be submitted to the Board of Commissioners by the Board of Directors.
3. Providing recommendations to the Board of Commissioners on at least:
   a. Things that can support increasing the effectiveness of implementing risk management in the Bank.
   b. The conformity between the Bank's risk management policy and the implementation of that policy to ensure that the Bank has managed risks adequately.
   c. Implementation of the work plan and duties of the Risk Management Committee and Risk Management Unit.
4. Conducting regular meetings with related business units to discuss matters within the scope of their supervision.
5. Reporting the results of monitoring and review periodically, and providing input on matters that require the attention of the Board of Commissioners.
6. Preparing guidelines and work rules for the Risk Monitoring Committee and conduct periodic reviews at least once every 3 (three) years.

The Chairperson of the Risk Monitoring Committee is tasked and responsible for coordinating all activities of the Committee to fulfill the objectives of the Committee in accordance with its formation. The Chairperson and members of the Risk Monitoring Committee are responsible for the following matters:

1. Determining the annual work plan.
2. Preparing reports on Committee activities and matters deemed necessary to receive the attention of the Board of Commissioners.
3. Appoint a non-commissioner risk monitoring committee member or other third party as committee secretary to assist with committee activities including those related to committee meetings and the preparation of committee meeting minutes.
4. Attending meetings.
5. Taking an active role and contribute to every Committee Meeting activity.

Authorities of The Risk Monitoring Committee

1. Communicating with the Head of Business Unit and other parties at the Bank to obtain information, clarification and request necessary documents and reports.
2. Accessing records or information about employees, funds, assets and other company resources related to the implementation of their duties.
3. Obtaining Risk Profile Reports, Bank Soundness Level Reports, Risk Appetite Statements, and other reports related to the implementation of Bank risk management.
4. Obtaining input and/or suggestions from parties outside the Bank related to their duties.
5. Carrying out other authorities granted by the Board of Commissioners.

Risk Monitoring Committee Charter

The Risk Monitoring Committee has a Charter issued through the Decree of the Board of Commissioners of PT Bank Syariah Indonesia Tbk No. 04/KEP-KOM/001/2024 concerning the guidelines and work rules (charter) of the risk monitoring committee of PT Bank Syariah Indonesia Tbk dated July 1, 2024, which is an update of the previous Risk Monitoring Committee Charter.

The Risk Monitoring Committee Charter is established by the Board of Commissioners as a guide in carrying out duties and responsibilities in a transparent, competent, objective and independent manner so that it can be accounted for and accepted by all interested parties.

The Risk Monitoring Committee Charter regulates a number of matters including::

1. Background
2. Risk Monitor
3. Definition, Vision and Mission, Responsibilities and Authorities
4. Membership Structure
5. Confidentiality
6. Committee Member Rewards
7. Committee Meetings
8. Changes
9. Closing

Term of Office of The Risk Monitoring Committee

The term of office of the members of the Risk Monitoring Committee who are members of the Board of Commissioners may not be longer than their term of office as stipulated in the Articles of Association and may be re-elected for 1 (one) subsequent period. The term of office of the members of the Risk Monitoring Committee who come from Independent Non-Commissioner Parties is a maximum of 3 (three) years and may be extended 1 (one) time for 2 (two) years of office without reducing the right of the Board of Commissioners to dismiss at any time.

If a member of the Board of Commissioners who is the Chairman of the Risk Monitoring Committee resigns before his term of office as a Commissioner of the Company, the Chairman of the Risk Monitoring Committee will be replaced by another Independent Commissioner. If his term of office as a Board of Commissioner ends, his term of office as a Member of the Risk Monitoring Committee will also end.

Structure, Membership, and Expertise of The Risk Monitoring Committee

Name	Position	Information	Expertise
Adiwarman A. Karim	Chairman (Concurrently Member)	Deputy President Commissioner/ Independent Commissioner	Economics, Business Administration
Muliaman D. Hadad	Member	President Commissioner/Independent Commissioner	Economics, Public Administration, Finance
Mohamad Nasir	Member	Independent Commissioner	Accounting, Banking
Komaruddin Hidayat	Member	Independent Commissioner	Education, Philosophy
Felicitas Tallulembang	Member	Independent Commissioner	Management
Suyanto	Member	Commissioner	Islamic Banking, Finance
Abu Rokhmad	Member	Commissioner	Law, Islamic Banking

Name	Position	Information	Expertise
Fauzi	Member	Commissioner	Management, Banking
Nazaruddin	Member	Commissioner	Management
Bowo Setiyono	Member	Independent Party	Economics, Banking and Finance
Noor Anis	Member	Independent Party	Mathematics, Banking

Risk Monitoring Committee Profile

Adiwarman A. Karim Chairman (Concurrently Member) of the Risk Monitoring Committee/Deputy President Commissioner/Independent Commissioner
The profile can be seen in the Board of Commissioners Profile section in this Annual Report.
Period and Term of Office: Following the Term of Office of the Board of Commissioners

Muliaman D. Hadad Member of the Risk Monitoring Committee/President Commissioner/Independent Commissioner
The profile can be seen in the Board of Commissioners Profile section in this Annual Report.
Period and Term of Office: Following the Term of Office of the Board of Commissioners

Mohamad Nasir Member of the Risk Monitoring Committee/Independent Commissioner
The profile can be seen in the Board of Commissioners Profile section in this Annual Report.
Period and Term of Office: Following the Term of Office of the Board of Commissioners

Komaruddin Hidayat Member of the Risk Monitoring Committee/Independent Commissioner
The profile can be seen in the Board of Commissioners Profile section in this Annual Report.
Period and Term of Office: Following the Term of Office of the Board of Commissioners

Felicitas Tallulembang Member of the Risk Monitoring Committee/Independent Commissioner
The profile can be seen in the Board of Commissioners Profile section in this Annual Report.
Period and Term of Office: Following the Term of Office of the Board of Commissioners

Suyanto Member of the Risk Monitoring Committee/Commissioner
The profile can be seen in the Board of Commissioners Profile section in this Annual Report.
Period and Term of Office: Following the Term of Office of the Board of Commissioners

Abu Rokhmad Member of the Risk Monitoring Committee/Commissioner
The profile can be seen in the Board of Commissioners Profile section in this Annual Report.
Period and Term of Office: Following the Term of Office of the Board of Commissioners

Fauzi Member of the Risk Monitoring Committee/Commissioner
The profile can be seen in the Board of Commissioners Profile section in this Annual Report.
Period and Term of Office: Following the Term of Office of the Board of Commissioners

Nazaruddin
Member of the Risk Monitoring Committee/Commissioner

The profile can be seen in the Board of Commissioners Profile section in this Annual Report.

Period and Term of Office: Following the Term of Office of the Board of Commissioners



Bowo Setiyono

Risk Monitoring Committee Member/Independent Party

Purworejo, November 5, 1975/Age 49 years as of December 2024

Indonesian Citizen

49 Years Old

Domicile at Yogyakarta, Indonesia

Legal Basis of Appointment

Fixed Term Employment Agreement No. 04/016/HCP-PKWT dated February 1, 2024

Educational Background

- Bachelor of Economics, Faculty of Economics and Business, Gadjah Mada University (1999)
- Master of Commerce, Banking and Finance University of New South Wales, Sydney, Australia (2004)
- PhD degree Laboratoire d'Analyse et de Prospective Economiques (LAPE), Faculté de Droit et des Sciences Economiques, Université de Limoges (2015

Certification

- Certified Risk Professional (CRP)
- Certified Financial Planner (CFP)
- Bank Risk Management 5 (LSP-KS)
- General Banking (LSPP)
- Certificate-International Risk Management & Wealth Management Refreshment Program for Executives

Work Experience

- Risk Monitoring Committee of PT BRI Syariah Tbk (December 2019 – January 2021)
- Deputy Director of MBA FEB UGM (January 2016 – Present)
- Permanent Lecturer FEB UGM (January 2005 – Present)

Period and Term of Office

First Period: February 1, 2024 – December 31, 2024

Concurrent Positions

- Deputy Director of MBA FEB UGM (January 2016 – Present)
- Permanent Lecturer FEB UGM (January 2005 – Present



Noor Anis

Risk Monitoring Committee Member/ Independent Party

Kudus, August 11, 1964/age 60 years as of December 2024

Indonesian Citizen

60 Years Old

Domicile at Depok, West Java, Indonesia

Legal Basis of Appointment

Fixed Term Employment Agreement No. 04/013/HCP-PKWT dated February 6, 2024

Educational Background

- Bachelor of Mathematics-Statistics, Bandung Institute of Technology (ITB) (1989)

Certification

- Banking Risk Management Certification Level VI
- Islamic Finance Professional Certification Institute (LSPKS),

Work Experience

- Program Development Manager PT Prastika Praveena Bina Mandiri (2022-2023)
- Group Head Strategy & Performance Management Group PT Bank Syariah Mandiri (2015-2021)
- Department Head Decision Support Corporate Banking PT Bank Mandiri (Persero) Tbk (2010-2015)

Period and Term of Office

First Period: February 6, 2024 – February 5, 2026

Concurrent Positions

-

Education and Work Experience Qualification of Risk Monitoring Committee

Table of Educational and Work Experience Qualifications of the Risk Monitoring Committee

Name	Jabatan	Education	Work Experience
Adiwarman A. Karim	Chairman (Concurrently Member)	• Economic Engineer • Bachelor of Economics • Master of Business Administration • Master of Economics and Economic Policy	Have experience in the financial and banking sector
Muliaman D. Hadad	Member	• Bachelor of Economics, Development Studies • Master of Public Administration • Doctor of Philosophy	Have experience in the financial and banking sector
Mohamad Nasir	Member	• Bachelor of Accounting • Master of Science in Accounting • Doctor of Philosophy (Ph.D) in Accounting	Have experience in the fields of government, education and banking

Name	Jabatan	Education	Work Experience
Komaruddin Hidayat	Member	• Bachelor of Usuluddin • Master of Philosophy • Doctor of Philosophy • Post-Doctorate Research Program	Have experience in education and banking
Felicitas Tallulembang	Member	Bachelor of Medicine	Have experience in the health sector
Suyanto	Member	Bachelor of Medicine	Have experience in government sector
Abu Rokhmad	Member	• Bachelor of Sharia/Islamic Civil Law • Master of Religion • Doctor of Law	Have experience in education
Fauzi	Member	Bachelor of Management	Have experience in banking
Nazaruddin	Member	Bachelor of Management	Have experience in banking
Bowo Setiyono	Member	• Bachelor of Economics • Master of Commerce, Banking and Finance • PhD degree Laboratoire d'Analyse et de Prospective Economiques (LAPE)	Have experience in education
Noor Anis	Member	Bachelor of Mathematics-Statistics	Have experience in banking

Independence Of The Risk Monitoring Committee

Table of Independence of the Risk Monitoring Committee

Independence Aspect	Adiwarman A. Karim	Muliaman D. Hadad	Mohamad Nasir	Komaruddin Hidayat	Felicitas Tallulembang	Suyanto	Abu Rokhmad	Fauzi	Nazar uddin	Bowo Setiyono	Noor Anis
Has no financial relationship with the Board of Commissioners and Directors	√	√	√	√	√	√	√	√	√	√	√
Has no management relationships in the company, subsidiaries or affiliated companies	√	√	√	√	√	√	√	√	√	√	√
Has no share ownership relationship in the company	√	√	√	√	√	√	√	√	√	√	√
Has no family relationship with the Board of Commissioners, Board of Directors, and/or fellow members of the Risk Monitoring Committee	√	√	√	√	√	√	√	√	√	√	√
Not serving as a political party administrator, official or government official	√	√	√	√	√	√	√	√	√	√	√

Competency Development Program for Risk Monitoring Committee

Name	Position	Types of Training and Development Materials Competence/Training	Time and Place of Implementation	Organizer
Adiwarman A. Karim	Chairman (Concurrently Member)	Education and/or Training can be seen in the education and/or training section of the Members of the Board of Commissioners.		
Muliaman D. Hadad	Member	Education and/or Training can be seen in the education and/or training section of the Members of the Board of Commissioners.		
Mohamad Nasir	Member	Education and/or Training can be seen in the education and/or training section of the Members of the Board of Commissioners.		
Komaruddin Hidayat	Member	Education and/or Training can be seen in the education and/or training section of the Members of the Board of Commissioners.		
Felicitas Tallulembang	Member	Education and/or Training can be seen in the education and/or training section of the Members of the Board of Commissioners.		
Suyanto	Member	Education and/or Training can be seen in the education and/or training section of the Members of the Board of Commissioners.		
Abu Rokhmad	Member	Education and/or Training can be seen in the education and/or training section of the Members of the Board of Commissioners.		
Fauzi	Member	Education and/or Training can be seen in the education and/or training section of the Members of the Board of Commissioners.		
Nazaruddin	Member	Education and/or Training can be seen in the education and/or training section of the Members of the Board of Commissioners.		
Bowo Setiyono	Member	Top Executive Learning Program (TELP) - Series II 2024 Theme: Leadership Transformation	Jakarta, February 26, 2024	Bank Syariah Indonesia University
		One Day Workshop for Commissioners & Commissioners' Apparatus of PT Bank Syariah Indonesia, Tbk	Jakarta, March 4, 2024	Bank Syariah Indonesia University and IBI
		BSMR Level V Certification Equivalency	Jakarta, July 10-11, 2024	ASBISINDO
		Risk Management Certification Level V	Jakarta, July 31, 2024	LSPKS
		Webinar "EV Insurance, International Best Practice for Innovation of New Energy Products and Services	Jakarta, October 31, 2024	OJK Institute
		Webinar "The Future of Data Analytics in the Financial Industry: Trends and Innovations"	Jakarta, September 12, 2024	OJK Institute
		the 10th Indonesian Finance Association (IFA) Conference on "Sustainable Finance and its Roles in Shaping Emerging Capital Markets"	Jakarta, October 10, 2024	IFA, OJK, KSEI, IDX
		Webinar "How to Prevent Accounting Fraud in Financial Sector"	Jakarta, May 2, 2024	OJK Institute
		Webinar "Opportunities and Challenges of Open Finance in Indonesia"	Jakarta, April 25, 2024	OJK Institute
		Webinar "Strategy to Accelerate Sharia Financial Market Share"	Jakarta, March 21, 2024	OJK Institute
		Webinar "Opportunities and Challenges of Digital Assets in Indonesia"	Jakarta, March 14, 2024	OJK Institute
		Webinar "Artificial Intelligence Changes the Face of Financial Sector"	Jakarta, March 07, 2024	OJK Institute
		Diseminasi Riset "The Greenwashing Trap: How to Build Public Awareness"	Jakarta, December 05, 2024	OJK Institute & UN - Environment Programme
		Top Executive Learning Program (TELP) - Desember 2024 Theme : Execution Matters Speaker : Bpk Zulkifli Zaini (Komisaris PTPN III)	Jakarta, December 17, 2024	Bank Syariah Indonesia University

Name	Position	Types of Training and Development Materials Competence/Training	Time and Place of Implementation	Organizer
Noor Anis	Member	Top Executive Learning Program (TELP) - Series II 2024 Theme : Leadership Transformation	Jakarta, February 26, 2024	Bank Syariah Indonesia University
		One Day Workshop for Commissioners & Commissioners' Apparatus of PT Bank Syariah Indonesia, Tbk	Jakarta, March 4, 2024	Bank Syariah Indonesia University and IBI
		Certification Equivalency of BSMR Level V	Jakarta, July 10-11, 2024	ASBISINDO
		Risk Management Certification Level V	Jakarta, July 31, 2024	LSPKS
		Webinar "The Future of Data Analytics in the Financial Industry: Trends and Innovations"	Jakarta, September 12, 2024	OJK Institute
		Book Review - Bank Cyber Security	Jakarta, November 7, 2024	OJK Institute
		Seminar - Financial Services Technical Update: PMK 74/2024 - Allowance for Doubtful Accounts - Discussion on Impact on Banking and Multi Finance Businesses	Jakarta, November 12, 2024	PwC Indonesia
		Seminar - Anti-Fraud Transformation in the Digital Era: Integration of AI Technology and Compliance with OJK Regulation 12/2024 and 15/2024 for Financial Institutions	Jakarta, November 26, 2024	PwC Indonesia

Risk Monitoring Committee Meeting

RISK MONITORING COMMITTEE MEETING POLICY

According to the Risk Monitoring Committee Charter issued through the Decree of the Board of Commissioners of PT Bank Syariah Indonesia Tbk No.04/KEP-KOM/001/2024, the following are the policies of the Risk Monitoring Committee Meetings, among others:

1. The Risk Monitoring Committee holds regular meetings at least 1 (one) time in 1 (one) month.
2. The Risk Monitoring Committee meetings can only be held if attended by at least 51% (fifty-one percent) of the committee members, including 1 (one) Independent Commissioner and 1 (one) Independent Non-Commissioner.
3. Decisions of the Risk Monitoring Committee meetings are made by means of deliberation to reach a consensus.
4. If no consensus is reached, the decision shall be made based on a majority vote.
5. The meeting is chaired by the Chairman of the Risk Monitoring Committee or a designated member if the Chairman of the Risk Monitoring Committee is absent.
6. Each meeting of the Risk Monitoring Committee shall be recorded in the minutes, including any dissenting opinions, signed by all members of the Committee present, and submitted to the Board of Commissioners.
7. Meetings can be conducted either face-to-face or virtually via teleconferencing media or other media facilities that allow all participants of the Committee Meeting to see and/or hear each other directly and participate in the meeting.

MEETING AGENDA OF THE RISK MONITORING COMMITTEE

Table of Risk Monitoring Committee Meeting Agenda

No.	Date	Agenda	Meeting participants
1	January 26, 2024	Evaluation of the 2023 HR Fulfillment and Development Progress Report and the 2024 HR Program Plan	1. Muliaman Dharmansyah Hadad 2. Adiwarman Azwar Karim 3. Suyanto 4. Abu Rokhmad 5. Imam Budi Sarjito 6. Sutanto 7. Komaruddin Hidayat 8. Mohamad Nasir 9. Bowo Setiyono 10. Noor Anis
2	February 21, 2024	AML-CTF Report 2023	1. Muliaman Dharmansyah Hadad 2. Adiwarman Azwar Karim 3. Suyanto 4. Abu Rokhmad 5. Imam Budi Sarjito 6. Sutanto 7. Komaruddin Hidayat 8. Mohamad Nasir 9. Bowo Setiyono 10. Noor Anis
3	February 21, 2024	DymFK Compliance Implementation Report (Director in Charge of Compliance Function) for Quarter IV of 2023	1. Muliaman Dharmansyah Hadad 2. Adiwarman Azwar Karim 3. Suyanto 4. Abu Rokhmad 5. Imam Budi Sarjito 6. Sutanto 7. Komaruddin Hidayat 8. Mohamad Nasir 9. Bowo Setiyono 10. Noor Anis
4	February 21, 2024	Proposed Threshold (Authority Limits of the Board of Directors Requiring the Board of Commissioners' Approval)	1. Muliaman Dharmansyah Hadad 2. Adiwarman Azwar Karim 3. Suyanto 4. Abu Rokhmad 5. Imam Budi Sarjito 6. Sutanto 7. Komaruddin Hidayat 8. Mohamad Nasir 9. Bowo Setiyono 10. Noor Anis
5	February 29, 2024	Bank's Soundness Level for Semester II of 2023	1. Muliaman Dharmansyah Hadad 2. Adiwarman Azwar Karim 3. Suyanto 4. Abu Rokhmad 5. Imam Budi Sarjito 6. Sutanto 7. Komaruddin Hidayat 8. Mohamad Nasir 9. Bowo Setiyono 10. Noor Anis
6	March 20, 2024	Fulfillment and Development Progress of Islamic Ecosystem 2024	1. Muliaman Dharmansyah Hadad 2. Adiwarman Azwar Karim 3. Suyanto 4. Abu Rokhmad 5. Imam Budi Sarjito 6. Sutanto 7. Komaruddin Hidayat 8. Mohamad Nasir 9. Bowo Setiyono 10. Noor Anis

No.	Date	Agenda	Meeting participants
7	April 25, 2024	Updates on the Preparation and/or Revision of Policies and Procedures or Updates on Risk Measurement & Mitigation Methods (As of March 2024)	1. Muliaman Dharmansyah Hadad 2. Adiwarman Azwar Karim 3. Suyanto 4. Abu Rokhmad 5. Imam Budi Sarjito 6. Sutanto 7. Komaruddin Hidayat 8. Mohamad Nasir 9. Bowo Setiyono 10. Noor Anis
8	May 3, 2024	Updates on Regulation or Revision of Policies and Procedures (As of March 2024)	1. Muliaman Dharmansyah Hadad 2. Adiwarman Azwar Karim 3. Suyanto 4. Abu Rokhmad 5. Imam Budi Sarjito 6. Sutanto 7. Komaruddin Hidayat 8. Mohamad Nasir 9. Bowo Setiyono 10. Noor Anis
9	May 30, 2024	AML-CTF Report for Quarter I of 2024	1. Muliaman Dharmansyah Hadad 2. Adiwarman Azwar Karim 3. Suyanto 4. Abu Rokhmad 5. Imam Budi Sarjito 6. Sutanto 7. Komaruddin Hidayat 8. Mohamad Nasir 9. Bowo Setiyono 10. Noor Anis
10	May 30, 2024	DymFK Compliance Implementation Report (Director in Charge of Compliance Function) for Quarter I of 2024	1. Muliaman Dharmansyah Hadad 2. Adiwarman Azwar Karim 3. Suyanto 4. Abu Rokhmad 5. Imam Budi Sarjito 6. Sutanto 7. Komaruddin Hidayat 8. Mohamad Nasir 9. Bowo Setiyono 10. Noor Anis
11	June 13, 2024	Updates on Financing Growth and FAR Control of Wholesale Segment 2024	1. Muliaman Dharmansyah Hadad 2. Adiwarman Azwar Karim 3. Suyanto 4. Abu Rokhmad 5. Imam Budi Sarjito 6. Sutanto 7. Komaruddin Hidayat 8. Mohamad Nasir 9. Bowo Setiyono 10. Noor Anis
12	June 27, 2024	The HR Fulfillment and Development Progress Report for Quarter I of 2024 and the Implementation Progress of One Culture	1. Muliaman Dharmansyah Hadad 2. Adiwarman Azwar Karim 3. Suyanto 4. Abu Rokhmad 5. Imam Budi Sarjito 6. Sutanto 7. Komaruddin Hidayat 8. Mohamad Nasir 9. Bowo Setiyono 10. Noor Anis

No.	Date	Agenda	Meeting participants
13	July 11, 2024	Updates on Market & Research	1. Muliaman Dharmansyah Hadad 2. Adiwarman Azwar Karim 3. Suyanto 4. Abu Rokhmad 5. Imam Budi Sarjito 6. Sutanto 7. Komaruddin Hidayat 8. Mohamad Nasir 9. Bowo Setiyono 10. Noor Anis
14	July 25, 2024	Strategies for Retail Growth and FAR Control	1. Muliaman Dharmansyah Hadad 2. Adiwarman Azwar Karim 3. Suyanto 4. Abu Rokhmad 5. Imam Budi Sarjito 6. Sutanto 7. Komaruddin Hidayat 8. Mohamad Nasir 9. Bowo Setiyono 10. Noor Anis
15	August 15, 2024	Report of Bank's Soundness Level for Semester I of 2024	1. Muliaman Dharmansyah Hadad 2. Adiwarman Azwar Karim 3. Suyanto 4. Abu Rokhmad 5. Imam Budi Sarjito 6. Sutanto 7. Komaruddin Hidayat 8. Mohamad Nasir 9. Bowo Setiyono 10. Noor Anis
16	September 11, 2024	AML-CTF Report for Semester I of 2024 and DymFK Compliance Implementation Report (Director in Charge of Compliance Function) for Semester I of 2024 (Rescheduled to August 22)	1. Muliaman Dharmansyah Hadad 2. Adiwarman Azwar Karim 3. Suyanto 4. Abu Rokhmad 5. Imam Budi Sarjito 6. Sutanto 7. Komaruddin Hidayat 8. Mohamad Nasir 9. Bowo Setiyono 10. Noor Anis
17	September 19, 2024	Evaluation of Business Model Performance and FBI Improvement Strategy	1. Muliaman Dharmansyah Hadad 2. Adiwarman Azwar Karim 3. Suyanto 4. Abu Rokhmad 5. Imam Budi Sarjito 6. Sutanto 7. Komaruddin Hidayat 8. Mohamad Nasir 9. Bowo Setiyono 10. Noor Anis
18	September 26, 2024	Deepening the Handling of High Risk Accounts in the Wholesale, OTO, and Griya Segments	1. Muliaman Dharmansyah Hadad 2. Adiwarman Azwar Karim 3. Suyanto 4. Abu Rokhmad 5. Imam Budi Sarjito 6. Sutanto 7. Komaruddin Hidayat 8. Mohamad Nasir 9. Bowo Setiyono 10. Noor Anis

No.	Date	Agenda	Meeting participants
19	October 17, 2024	Evaluation of the Risk Management Committee's and Risk Management Business Unit's Performance	1. Muliaman Dharmansyah Hadad 2. Adiwarman Azwar Karim 3. Suyanto 4. Abu Rokhmad 5. Imam Budi Sarjito 6. Sutanto 7. Komaruddin Hidayat 8. Mohamad Nasir 9. Bowo Setiyono 10. Noor Anis
20	October 30, 2024	Approval of the Recovery Plan & Resolution Plan 2024	1. Muliaman Dharmansyah Hadad 2. Adiwarman Azwar Karim 3. Suyanto 4. Abu Rokhmad 5. Imam Budi Sarjito 6. Sutanto 7. Komaruddin Hidayat 8. Mohamad Nasir 9. Bowo Setiyono 10. Noor Anis
21	November 8, 2024	Evaluation of the Marketing Communication Performance	1. Muliaman Dharmansyah Hadad 2. Adiwarman Azwar Karim 3. Suyanto 4. Abu Rokhmad 5. Imam Budi Sarjito 6. Sutanto 7. Komaruddin Hidayat 8. Mohamad Nasir 9. Bowo Setiyono 10. Noor Anis
22	November 21, 2024	Network Evaluation and Strategy 2024 - 2025	1. Muliaman Dharmansyah Hadad 2. Adiwarman Azwar Karim 3. Suyanto 4. Abu Rokhmad 5. Imam Budi Sarjito 6. Sutanto 7. Komaruddin Hidayat 8. Mohamad Nasir 9. Bowo Setiyono 10. Noor Anis
23	December 12, 2024	HR Development Strategy to Support RBB 2025-2027	1. Muliaman Dharmansyah Hadad 2. Adiwarman Azwar Karim 3. Suyanto 4. Abu Rokhmad 5. Imam Budi Sarjito 6. Sutanto 7. Komaruddin Hidayat 8. Mohamad Nasir 9. Bowo Setiyono 10. Noor Anis
24	December 12, 2024	Updates on Regulation/Revision of Policies and Procedures (As of December 2024) – OJK Regulation No. 17, Bullion Bank, OJK Regulation No. 15, IcoFR, Write-off.	1. Muliaman Dharmansyah Hadad 2. Adiwarman Azwar Karim 3. Suyanto 4. Abu Rokhmad 5. Imam Budi Sarjito 6. Sutanto 7. Komaruddin Hidayat 8. Mohamad Nasir 9. Bowo Setiyono 10. Noor Anis

FREQUENCY AND ATTENDANCE LEVEL OF RISK MONITORING COMMITTEE MEETINGS

Table of Risk Monitoring Committee Meeting Attendance Levels

Name	Position	Risk Monitoring Committee Meeting		
		Number and Percentage of Attendance		
		Number of Meetings	Number of Attendance	Percentage
Muliaman Dharmansyah Hadad	Chairman	24	24	100%
Adiwarman Azwar Karim	Member	24	24	100%
Suyanto	Member	24	24	100%
Abu Rokhmad	Member	24	21	88%
Imam Budi Sarjito*	Member	8	8	100%
Sutanto*	Member	8	8	100%
Komaruddin Hidayat	Member	24	24	100%
Mohamad Nasir	Member	24	24	100%
Felicitas Tallulembang**	Member	15	15	100%
Bowo Setiyono	Member	24	24	100%
Noor Anis	Member	24	23	96%

*Stopped serving as of May 31, 2024
**Starting serving from May 31, 2024

Risk Monitoring Committee's Work Program and Implementation of Duties In 2024

Throughout 2024, the Risk Monitoring Committee performed its duties and responsibilities effectively. The Risk Monitoring Committee held 24 (twenty four) meetings and carried out its duties, which included, among others:

1. Evaluating the alignment of risk management policies with the implementation of the Bank's policies;
2. Monitoring and evaluating the implementation of duties by the Risk Monitoring Committee and Risk Management Business Unit;
3. Supervising and evaluating the results of the Bank's Soundness Level Report on a semesterly basis;
4. Supervising and evaluating the results of Compliance Implementation Reports, which included:
   a. Report on the Implementation of Duties & Responsibilities of the Director in charge of Compliance Function/Compliance Report,
   b. Report on Integrated Compliance & Integrated Governance,
   c. Report on AML-CTF;
5. Supervising and evaluating the strategy of Human Resource Development
6. Supervising report on Recovery & Resolution Plan
7. Supervising the risk of proposed corporate actions or other actions, such as the Threshold proposal (the Board of Directors' Authority Limit that Requires the Board of Commissioners' Approval).

Organs and Committees under the Board of Directors

Company Secretary

The Corporate Secretary plays an important role in representing the company's interests to shareholders, regulators, and other stakeholders. This role's primary goal is to foster effective communication while also maintaining BSI's image. Therefore, the Bank has appointed a Corporate Secretary, as mandated by Financial Services Authority (OJK) Regulation No. 35/POJK.04/2014 on Corporate Secretaries of Issuers or Public Companies. According to these regulations, its primary functions include advising the Board of Directors and Board of Commissioners on how to comply with capital market laws and regulations, as well as acting as a liaison between the Bank and its stakeholders.

Company Secretary Structure

The Corporate Secretary responsible directly to the Director of Compliance & Human Capital. In carrying out its functions and duties, the Corporate Secretary organization is divided into 6 (six) areas of activity, namely:

1. The Bank's activities as a public company, including implementing corporate governance, especially those related to capital market regulations.
2. Corporate Communication Activities.
3. Secretarial Activities.
4. Stakeholder Management Activities.
5. Corporate Social Responsibility Activities.
6. Bank Management Activities.

In order to carry out these activities, the Corporate Secretary has several departments under it. The Corporate Secretary continues to coordinate and supervise the implementation of the functions and duties of each department directly.

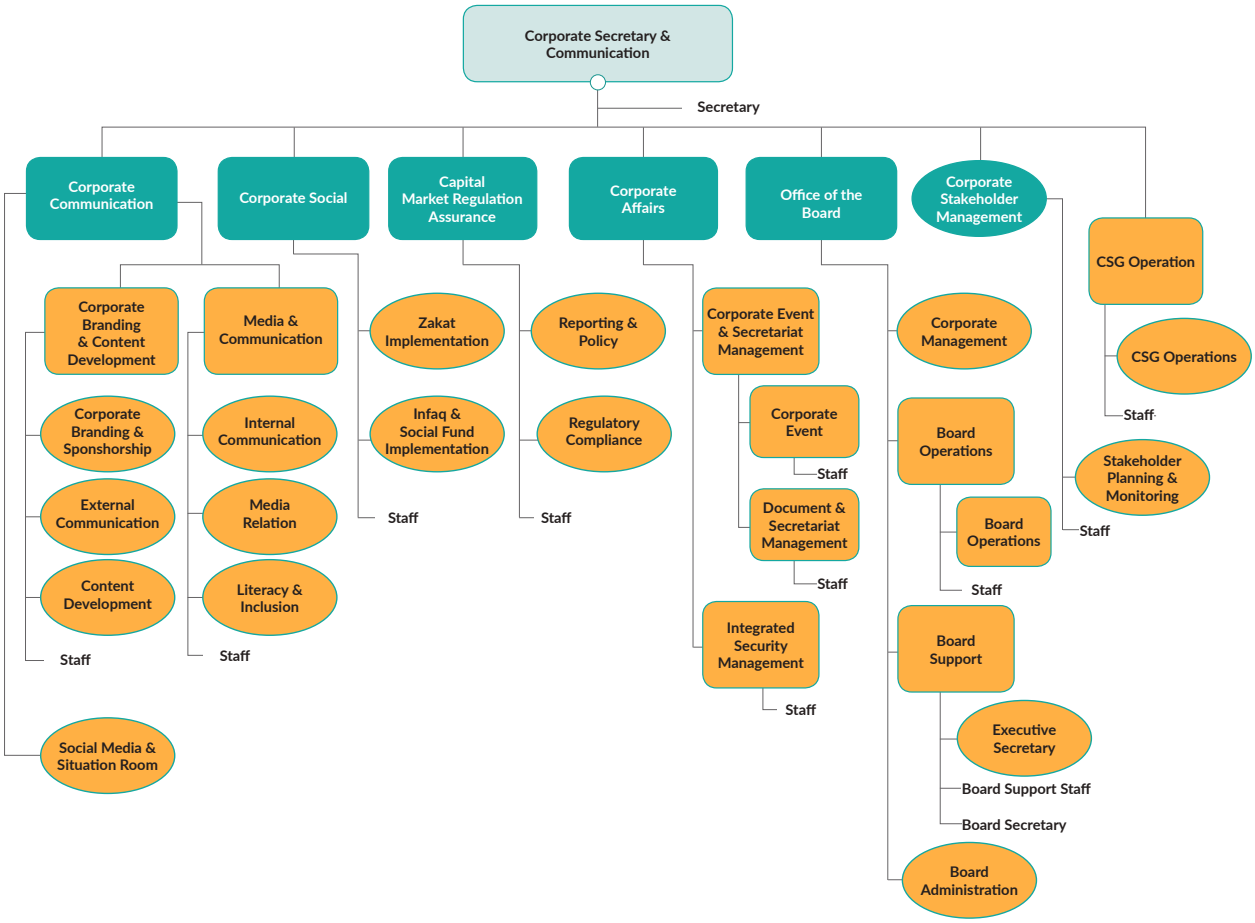

Functions, Duties and Responsibilities of The Company Secretary

In carrying out its functions and duties, the Corporate Secretary is guided by the Corporate Secretary Policies and Standard Procedures. The duties and responsibilities set by the Bank are:

1. Compliance Governance
    a. Host the General Meeting of Shareholders.
    b. Ensure the functioning of the Board of Commissioners, Board of Directors, Committees and SSB as well as the supporting staff below them.
    c. Prepare a list of shareholders, a special list of members of the Board of Directors, Board of Commissioners and their families in share ownership, business relationships and other roles that could give rise to a conflict of interest.
    d. Attend and prepare minutes of meetings of the Board of Directors and Board of Commissioners.
    e. Provide input to the Bank's Board of Directors to implement applicable regulations/laws regarding the Company, sharia securities, sharia banking shares, capital markets and their implementing regulations.
    f. Direct the presentation of transparency publications in accordance with banking and capital market regulations.
        - Submit reports to regulators and the public in the form of periodic and incidental reports.
        - Monitor Bank correspondence by: Provide linguistic advice/review of Bank corporate documents.
        - Manage documents, especially corporate documents including managing archive centers.
        - Maintain and coordinate document management activities for the head office, regional office, area/ branch office or other outlets and provide advice regarding the management of the documents in question.
2. Corporate Communications Governance
    a. Establish a communication strategy in order to increase the Bank's positive reputation.
    b. Create a strategy for disseminating information to internal and external stakeholders, including conveying Bank programs and activities as well as managing issue and crisis management through reporting.
    c. Become a liaison between the Bank and external parties representing the community.
    d. Follow market developments and external conditions of the Bank, especially applicable regulations in the field of sharia banking or sharia industry issues in general.
    e. Direct the preparation of marketing media tools and communications that are effective and right on target.
    f. Manage stakeholders and organize several activities aimed at information disclosure, such as public exposure.
    g. Establish good relations with the mass media to gain public understanding about the company in order to create a positive image and reputation.
    h. Provide education, socialization and sharia banking literacy to the public.
3. Corporate Branding and Sustainable Finance
    a. Maintain and improve the reputation through consistency and standardization in the implementation of the Bank's Corporate Identity.
    b. Prepare and coordinate the preparation of the Sustainable Financial Action Plan (RAKB), RAKB Report, and Sustainability Report in accordance with the format determined by the regulator, to build, maintain and develop the company's image.
    c. Communicate the RAKB to shareholders and all organizations in the Bank.
    d. Prepare monitoring and reviews of the implementation of sustainable financial programs to be reported periodically to the Board of Directors.
    e. Publicize sustainable financial activities or actions to increase awareness and a positive image of the Bank in various communication channels, including print, electronic, video, etc. media.
    f. Maintain and coordinate CSR activities, ensuring its compliance with the Bank's Corporate Planning program as a form of social responsibility.
    g. Implement business-related RAKB programs.
    h. Effectively manage corporate branding and RAKB to optimally contribute for the improvement of stakeholder and shareholder positive perceptions, increase brand equity, and boost the bank's awareness and business.

Company Secretary Profile



Wisnu Sunandar

Company Secretary

Jakarta, October 1, 1978, age 46 years as of December 2024

Indonesian Citizen

46 years old

Domiciled in Jakarta, Indonesia

Legal Basis of Appointment

Decree No. 04/112-KEP/DIR dated March 20, 2024

Educational Background

- Magister Management, Prasetiya Mulya Business School (2012-2014)
- Bachelor of Engineering, University of Indonesia (1997-2003)

Certification

Risk Management Level 4

Work Experience

- Regional CEO I Aceh PT Bank Syariah Indonesia, Tbk (2021-2024)
- Regional CEO II Medan PT Bank Syariah Indonesia, Tbk (2021)
- Regional CEO I Medan PT. Bank Syariah Mandiri (2020-2021)
- Regional CEO VII Banjarmasin PT Bank Syariah Mandiri (2018-2020)
- Area Manager Area Medan Ahmad Yani PT Bank Syariah Mandiri (2015-2018)
- Deputy Group Head Consumer Finance Group PT Bank Syariah Mandiri (2015)

Educational Background

- Magister Management, Prasetiya Mulya Business School (2012-2014)
- Bachelor of Engineering, University of Indonesia (1997-2003)

Concurrent Positions

-

Affiliate Relationship

-

Company Secretary Competence Improvement Program

Types of Training and Development Materials Competence/Training	Time and Place of Implementation	Organizer
Top Executive Learning Program Series 2	Jakarta, February 26, 2024	Internal Bank
Knowledge Sharing Forum (KSF) "Sharping Your Branding In Sharia Banking Leadership"	Jakarta, March 14, 2024	Internal Bank
Workshop Penyusunan Kertas Kerja Standarisasi Branding BSI	Jakarta, March 26, 2024	Internal Bank
Personal Colour & Style Analysis	Jakarta, June 4, 2024	Internal Bank
Innovation Vol 2 Innovate or Evaporate	Jakarta, July 25, 2024	Internal Bank
Webinar Series 2 BYOND by BSI Update	Jakarta, November 14, 2024	Internal Bank
Top Executive Learning Program Series 3	Jakarta, December 17, 2024	Internal Bank

Implementation of Duties of The Corporate Secretary In 2024

Throughout the 2024 financial year, the Corporate Secretary has carried out the functions and duties, the details of which are as follows:

1. Organize and document the Annual General Meeting of Shareholders.
2. Hold, attend and prepare minutes of Board of Directors meetings including joint meetings of the Board of Directors with the Board of Commissioners and the Sharia Supervisory Board.
3. Prepare information on the list of shareholders, a special list of members of the Board of Directors, Board of Commissioners, and their families in share ownership, business relationships, and other roles that may give rise to conflicts of interest.
4. Carry out the Bank's compliance function with respect to the capital market.
5. Disclose information to the public in accordance with applicable laws and regulations.
6. Documentation of Bank legality data, including the GMS deed, deed of Amendment to the Articles of Association, deed of Change in Management Composition, company domicile certificate, and other legal documents.
7. Administer and distribute all incoming letters addressed to BSI or the relevant Work Unit for follow-up.
8. Organizing corporate events and/or participating in events held by third parties in the form of sponsorship.
9. Organizing events with the media.
10. Issue a press release.
11. Hold sharia financial education, literacy and inclusion activities.
12. Prepare a Sustainable Financial Action Plan for 2020 in accordance with POJK No. 51 of 2017 which has been submitted to the OJK. Sustainable finance is related to business, which includes: products and services, governance, and capacity building. The priority business sectors are education, health and infrastructure (especially government programs).

Internal Audit Business Unit

The Internal Audit Unit (IAU) performs the Internal Audit function through independent and objective assurance and consulting activities to provide added value and improvement recommendations for the Bank's operations. These activities are carried out using a systematic, risk-based approach by evaluating performance, adequacy, and effectiveness of risk management, internal controls, and the Bank's governance processes."

Internal Audit Organizational Structure

Structure and position of the Internal Audit in the Organization of the Internal Audit Business Unit (SKAI) in fulfilling its duties and functions is led by the Senior Executive Vice President (SEVP) of the Internal Audit which oversees 3 (three) groups and 2 (two) departments with specialization of duties on:

1. Wholesale & Corporate Center Group
   a. Wholesale & Treasury Banking Audit
   b. Finance, Strategy & Procurement Audit
   c. Risk, Compliance & Human Capital Audit
   d. Audit Policy & Development Audit
2. Retail, Distribution & Digital Banking Audit
   a. Retail Banking Audit
   b. Distribution, Strategy & Funding Audit
   c. Digital Transaction Banking Audit
   d. Audit Counterpart & Support
3. IT Audit
   a. IT Strategy, Development & Governance Audit
   b. IT Operation & Infrastructure Audit
   c. IT Security Audit
   d. Audit MIS & Data Analytics
4. Investigation Audit Department
5. Audit Quality Assurance

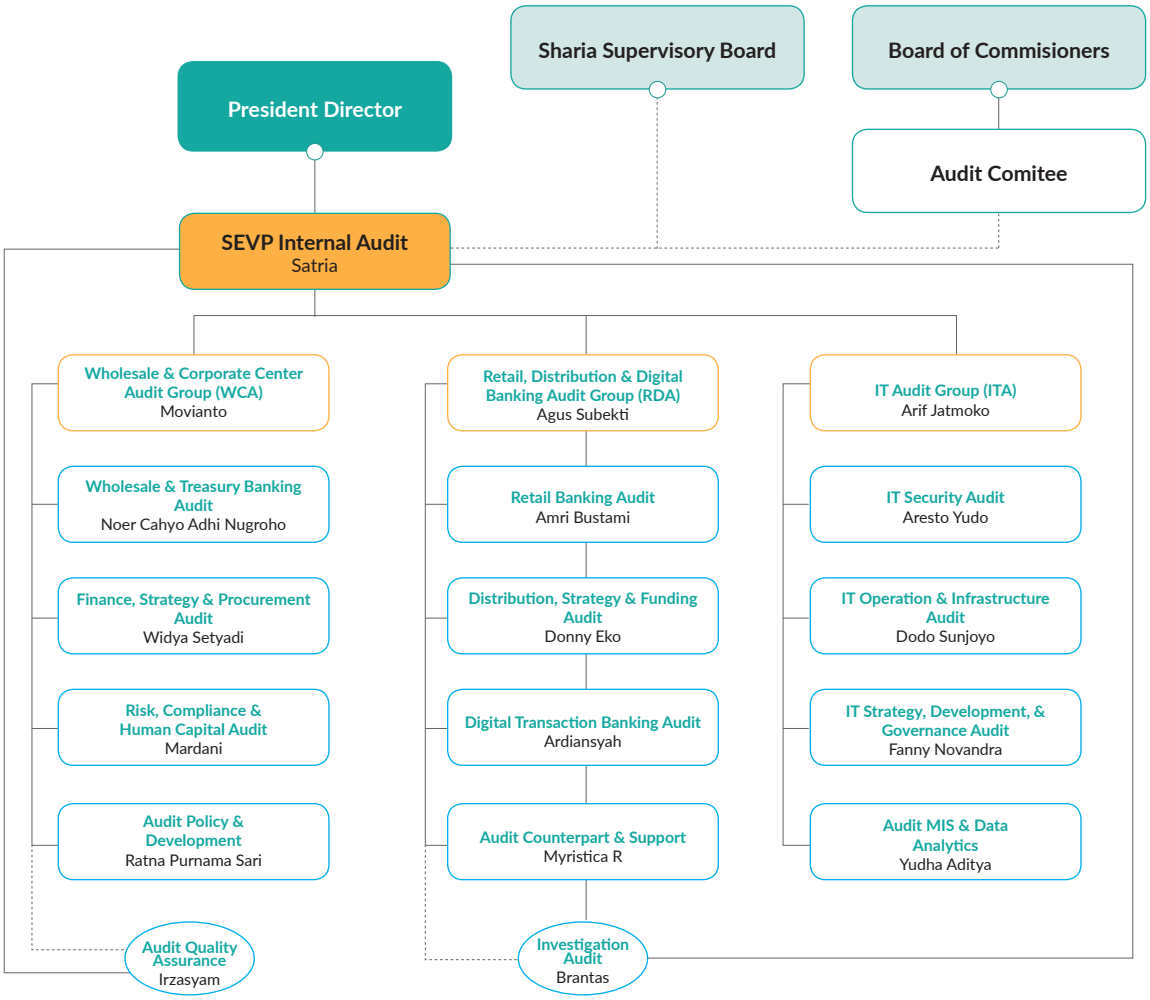

Internal Audit Position in the Organizational Structure

The position of SKAI in the Bank Organizational Structure is as follows:

1. Responsible directly to the President Director.
2. In carrying out its duties, SKAI submits reports to the President Director and the Board of Commissioners, and copies are submitted to the Audit Committee and the Director in charge of the compliance function.
3. Have a functional relationship and can communicate directly with the Board of Commissioners, Board of Directors, SEVP, Audit Committee and Sharia Supervisory Board.
4. Have a coordination relationship with the Parent Bank's Integrated Internal Audit Work Unit (SKAIT).

Head of Internal Audit Profile



Satria

SEVP Internal Audit

Menggala, September 25, 1967/age 57 years as of December 2024

Indonesian citizen

57 Years Old

Domiciled in Jakarta, Indonesia

Legal Basis of Appointment

Decree of the Board of Directors of PT Bank Syariah Indonesia Tbk Number: 03/153-KEP/DIR dated April 28, 2023

Educational background

- Bachelor of Economics, University of Bandar Lampung (1990)
- Master of Management, University of Bandar Lampung (2008)

Certification

- Certified Internal Audit Executive
- Sertifikasi Manajemen Risiko Perbankan Level 7

Work Experience

- SEVP Internal Audit BSI (2023 - present)
- Chairman of the Supervisory Board PT Bank Mandiri (Persero) Tbk (2019-2025)
- Pension fund Bank Mandiri Empat PT Bank Mandiri (Persero) Tbk
- Chief Retail Audit PT Bank Mandiri (Persero) Tbk (Feb 04, 2021)
- Group Head / Senior Vice President Cash & Trade Operations Group PT Bank Mandiri (Persero) Tbk (Jan 09, 2016)
- Regional CEO Sulawesi Maluku (8 Provinsi) PT Bank Mandiri (Persero) Tbk (Jan 02, 2015)
- Regional CEO Sumatera II (6 Provinsi) PT Bank Mandiri (Persero) Tbk (2 Feb 3, 2013)
- Deputy Regional Manager Regional Office XII Jayapura (Papua & Papua Barat) PT Bank Mandiri (Persero) Tbk (Jun 07, 2011)
- Manager Area Makasar (South Sulawesi) PT Bank Mandiri (Persero) Tbk (Mar 15, 2011)
- Manager Area Samarinda (East Kalimantan) PT Bank Mandiri (Persero) Tbk (Feb 22, 2010)
- Manager Area Jakarta Fatmawati (East Jakarta) PT Bank Mandiri (Persero) Tbk (May 15, 2009)
- Manager Area Lampung PT Bank Mandiri (Persero) Tbk (Mar 01, 2007)
- City Operation Manager Palembang PT Bank Mandiri (Persero) Tbk (Feb 01, 2006)
- Dept Head COS City Operation Palembang PT Bank Mandiri (Persero) Tbk (Dec 02, 2005)
- Operation Manager HUB Denpasar (Bali, NTB & NTT) PT Bank Mandiri (Persero) Tbk (Feb 18, 2002)
- Branch Head of Tjk Bambu Kuning Bandar Lampung PT Bank Mandiri (Persero) Tbk (Feb 17, 2000)
- Branch Head of Panjang Bandar Lampung PT Bank Mandiri (Persero) Tbk (20 Sept 1999)

Training Attended in 2024

- Workshop Digital Transaction Banking
- Top Executive Learning

Internal Audit Competence Improvement Program

No	Type of Training
1	Construction Procurement
2	Foreign Exchange Transactions for RM Wholesale
3	KSF Standardization of Procurement and Vendor Management and HPS Preparation
4	Anti-Fraud Seminar
5	Bank Mandiri Audit Course (BMAC)
6	YPIA Internal Auditor Conference
7	Foreign Exchange Transaction Training for RM Wholesale
8	PPT Training
9	IIA Internal Auditor Conference
10	Fundamentals of Cybersecurity Auditing
11	IIA Asian Conference in Bali
12	*Workshop Analysist and Reporting with Excel Dashboard*
13	*Cyber Risk Management*
14	Handling Banking Crimes with the Enactment of the P2SK Law and OJK Regulation Number 16 of 2023
15	Training on Bank's Digital Maturity Level
16	Mastering ITIL v4 Fundamental
17	Devops Foundation
18	Training Internal Control over Financial Reporting (ICOFR)

Party that Appoints and Dismisses the Head of SKAI

The Head of the Internal Audit Work Unit (SKAI) is appointed and dismissed by the President Director following the approval from the Board of Commissioners by considering the recommendations of the Audit Committee. In accordance with Financial Services Authority Regulation (POJK) No.1/POJK.03/2019 dated January 29, 2019, concerning the Implementation of the Internal Audit Function in Commercial Banks, SKAI as an organization is directly under the coordination of the President Director.

Internal Audit *Charter*

The Bank has an Internal Audit Charter as a guideline for the implementation of the internal audit function. The Internal Audit Charter is a guideline for the implementation of the following internal audit function:

1. Implementation of the internal audit function for audit implementation
2. Initiation of communication
3. Examination of the activities of PT Bank Syariah Indonesia Tbk
4. Authority to access records, documents, data and physical assets including information management systems and minutes of Management meetings.

The Internal Audit Charter is reviewed at least once every 3 (three) years with approval from the Board of Commissioners and determination from the President Director, taking into account the recommendations of the Audit Committee.

In performing its duties, Internal Audit refers to the Internal Audit Charter, which was approved on September 27, 2022, and signed by the President Commissioner and President Director. The Internal Audit Charter includes the following:

1. Vision, Mission, and Function of Internal Audit
2. Position within the Organization
3. Scope of Internal Audit Activities
4. Authority, Responsibilities, Relationship, and Communication of Internal Audit with the Business Unit that Performs Control Functions
5. Code of Ethics and Profession
6. Internal Auditor Requirements
7. Limitations in Assignments
8. Others

Duties and Responsibilities of Internal Audit

Duties and Responsibilities of the Internal Audit Work Unit are as follows:

1. Assist the President Director and the Board of Commissioners in carrying out supervision by describing operationally implementation and monitoring of audit results.
2. Make analyzes and assessments in the fields of f inance, accounting, operations and other activities through audits and continuous monitoring.
3. Identify all possibilities to improve and increase the efficiency of resources and funds utilization.
4. Provide suggestions for improvement and objective information about the activities examined at all levels of management.
5. Develop written policies and procedures as guidelines for Internal Auditors in carrying out their duties.
6. Coordinate SKAI activities with External Audit activities and other assurance provider units/ functions.
7. SKAI is obliged to communicate with regulators at least once every a year.
8. Reporting the internal audit summary to the official in charge of the internal audit function of the parent company.

Internal Audit Authority

SKAI has the following authorities:

1. Carry out internal audit activities on the activities of all work units within the Bank organization and affiliated parties in accordance with applicable governance.
2. Communicate directly with the Board of Directors, Board of Commissioners and Audit Committee as well as the Sharia Supervisory Board.

3. Hold regular and incidental meetings with the Board of Directors, Board of Commissioners and Audit Committee as well as the Sharia Supervisory Board.
4. Access all relevant Bank data and information related to Internal Audit duties and functions, namely printed and electronic data, records, employees, funds, assets, locations or areas, as well as other information related to Bank resources.
5. Conducting investigations into cases/problems in every aspect and element of activities involving fraud and/or violations of the Code of Conduct (CoC).
6. Determine the schedule, audit objects, personnel, scope, methodology, techniques, tools and audit approaches related to the implementation of general audit activities and investigation activities.
7. Coordinate activities with the External Auditor.
8. Use the services of external or non-Internal Audit parties in carrying out audits, both within the Bank and outside the Bank, if deemed necessary.
9. Implement internal audit activities in accordance with the Internal Audit Code of Ethics.
10. Carry out verification processes, interviews, confirmations, and/or other audit techniques for internal and external parties related to the implementation of Internal Audit duties and functions.
11. Participate in strategic meetings (excluding f inancing approvals discussion meetings) without having voting rights in decision making.
12. Reporting the internal audit summary to the official in charge of the internal audit function of the Main Entity for the Financial Conglomerate.

Internal Audit Personnel Composition

As of December 31, 2024, SKAI consists of 107 employees with the following composition:

No	Position	Amount
1	SEVP Internal Audit	1
2	Group Head	3
3	Department Head	15
4	Auditor	83
5	Staff	5
Total		**107**

Professional Certification of Personnel

The development of auditor competency is facilitated through the Audit Certification Program at both the national and international levels. The number of employees who have obtained certifications at each level as of December 31, 2024, is as follows:

1. Risk Management Certification (SMR))

Position	Amount	Certification
SEVP	1	Level 5
Group Head	3	Level 1
	3	Level 2
	3	Level 3
	2	Level 4
	1	Level 5
Department Head	13	Level 1
	13	Level 2
	13	Level 3
	1	Level 4
Team Leader	39	Level 1
	39	Level 2
	1	Level 3
Officer	46	Level 1
	30	Level 2
Staff	1	Level 1

2. Certified Fraud Examiner (CFE)

Position	Amount	Certification
Department Head	1	CFE

3. Certified Risk Professional (CRP)

Position	Amount	Certification
Group Head	1	CRP

4. Certified Information System Auditor (CISA)

Position	Amount	Certification
Group Head	1	CISA
Department Head	2	CISA

5. Certified Information System Security Professional (CISSP)

Position	Amount	Certification
Group Head	1	CISSP

6. Encase Certified Examiner (EnCE)

Position	Amount	Certification
Group Head	1	EnCE

7. Computer Hacking Forensic (CHFI)

Position	Amount	Certification
Group Head	1	CHFI

8. Ceritified Qualified Internal Auditor (QIA)

Position	Amount	Certification
Group Head	1	QIA
Team Leader	4	QIA
Officer	5	QIA

9. Control Objective for Information Technologies (COBIT)

Position	Amount	Certification
Group Head	1	COBIT
Department Head	2	COBIT

10. Information Technology Infrastructure Library (ITIL)

Position	Amount	Certification
Group Head	1	ITIL
Team Leader	1	ITIL

11. Certified Bank Internal Auditor (CBIA) Level Supervisor

Position	Amount	Certification
Group Head	1	Level Supervisor
Department Head	12	Level Supervisor
Team Leader	37	Level Supervisor

12. Certified Bank Internal Auditor (CBIA) Level Auditor

Position	Amount	Certification
Group Head	1	Level Auditor
Department Head	13	Level Auditor
Team Leader	39	Level Auditor
Officer	45	Level Auditor
Staf	1	Level Auditor

13. Certified Internal Audit Executive (CIAE)

Position	Amount	Certification Institution
SEVP	1	BPKP
Group Head	2	BPKP

14. Certified Ethical Hacker (CEH)

Position	Amount	Certification
Group Head	1	CEH

15. Certified E- Business Proffesional (CEP)

Position	Amount	Certification
Group Head	1	CEP

16. Certified in The Governance of Enterprise IT (CGEIT)

Position	Amount	Certification
Team Leader	1	CGEIT

17. ISO Certification

Position	Amount	Certification
Department Head	2	ISO 27001, ISO 22301
Team Leader	1	ISO 27001, ISO 9001

18. Cyber Security Certification (CC)

Position	Amount	Certification
Department Head	1	CC

Internal Audit Code of Ethics

1. Integrity
   Internal auditor integrity builds confidence, which becomes the foundation for trust in the assessments they conduct.
   Rules of conduct:
   a. Carry out duties honestly, carefully and responsibly;
   b. Comply with the law and make disclosures based on the laws and regulations applicable in Indonesia in accordance with the profession;
   c. Not knowingly/intentionally involved in activities that violate the law, or activities that could damage the credibility of the internal audit profession or the reputation of PT Bank Syariah Indonesia Tbk; And
   d. Support and contribute for the achievement of the legal and feasible goals of PT Bank Syariah Indonesia Tbk.
2. Objectivity
   Internal auditors demonstrate the highest level of professional objectivity when collecting, evaluating, and communicating information about the activity or process under review. Internal Auditors carry out a balanced assessment of all relevant matters and are not influenced by personal interests or other parties in providing considerations.
   Rules of conduct:
   a. Prohibited from participating in any activity or relationship that could, or reasonably suspected may hinder the Internal Auditor's proportional assessment, including operational activities and decision making.
   b. Prohibited from accepting anything that could, or reasonably suspected may impair his or her professional judgment; and
   c. Ensure disclosure of all relevant information to avoid discrepancies in the report on reviewed activities.
3. Confidentiality
   Internal auditors recognize the importance and ownership of the information they receive and do not disclose it without lawful authority, unless legally or professionally required.
   Rules of conduct:
   a. Must be careful in using and safeguarding information obtained while carrying out their duties;
   b. Prohibited from using the information to obtain personal gain, or in any way, which is contrary to the law or detrimental to the legitimate and proper objectives of PT Bank Syariah Indonesia Tbk.

4. Competence
   Internal auditors apply the knowledge, skills, and experience required to perform internal audit duties.
   a. Only perform duties that require knowledge, skills, and experience relevant to their qualifications.
   b. Carry out assignments in accordance with International Standards for the Professional Practice of Internal Auditing.
   c. Continuously improve expertise, as well as the effectiveness and quality of work results on an ongoing basis.

Brief Report on The Implementation of Internal Audit Activities In 2024

Based on the Annual Audit Plan (AAP) and the 2024 Audit Strategy, approved by the President Director and Board of Commissioners, the audit plan for 2024 was initially set at 33 assignments. As of December 31, 2024, the actual audit activities reached 59 assignments or 178% of the target. The details are as follows:

No	Types of Audits	AAP 2024 Targets	Non AAP Realization	AAP & Non AAP Realization until December 2024
1	Assurance Audit	33	20	53
2	Audit Consulting	-	6	6

INTERNAL AUDIT UNIT MEETING

Based on POJK Number 1/POJK.03/2019, the Internal Audit Work Unit has the following authority:

1. Hold regular and incidental meetings with the Board of Directors, Board of Commissioners and Audit Committee, as well as the Sharia Supervisory Board.
2. Attend strategic meetings.

Throughout 2024, the Internal Audit held meetings with the Board of Commissioners, Directors, DPS, SEVP, Audit Committee, and External Auditors. The details are as follows:

1. Internal Audit meetings with External Auditors (Regulators and KAP) were held 151 (one hundred fifty-one) times, involving participants from the Board of Directors, Board of Commissioners, Audit Committee, and DPS.
2. Internal Audit meetings with the Directors were held 2 (two) times.
3. Internal Audit meetings with the Board of Commissioners and Audit Committee were held 5 (five) times.
4. Internal Audit meetings with the Sharia Supervisory Board were held 5 (five) times.
5. Internal Audit meetings with the Internal Audit's SEVP were held 8 (eight) times.

Audit Findings and Follow-Up Actions

There were 6,788 findings, of which 3,507 were resolved before the exit meeting. As of December 2024, 2,896 findings have been resolved, resulting in an 88% resolution rate, with 12% not yet overdue.

No	Auditor	Number of Findings	Done before Exit Meeting	Total DMTL	Done Des '24		On Progress	
					Amount	%	Amount	%
1	Internal	4.125	1.678	2.447	2.212	90%	235	10%
2	Eksternal	2.663	1.829	832	684	82%	148	18%
Grand Total		**6. 788**	**3.507**	**3.279**	**2.896**	**88%**	**383**	**12%**

Risk Management Unit

The function of the Risk Management Unit of Bank Syariah Indonesia is carried out by the Enterprise Risk Management Group which is supervised by the Director of Risk Management.

Risk Management Unit Organizational Structure

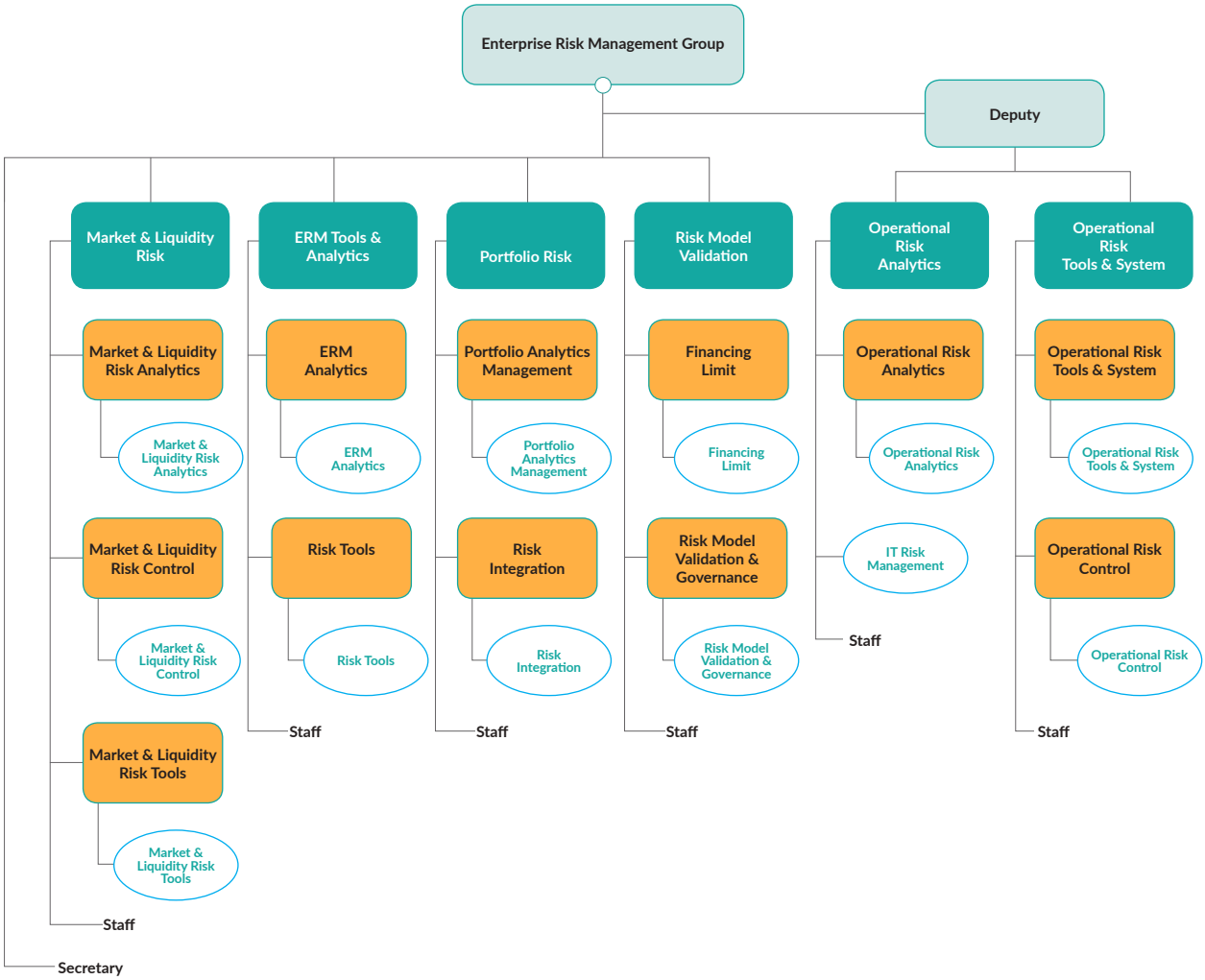

Duties and Responsibilities of Risk Management Unit

Details of duties and responsibilities of the Risk Management Unit are described as follows.

1. Provide recommendations to the Board of Directors in the formulation of policies, strategies, and risk management frameworks, including sharia risk.
2. Develop procedures and tools for identifying, measuring, monitoring, and controlling risks, including sharia risk.
3. Design and implement necessary tools for effective risk management.
4. Monitor the implementation of risk management policies, strategies, and frameworks as recommended by the Risk Management Committee and approved by the Board of Directors.
5. Monitor overall risk position or exposure per type and functional activity, while ensuring compliance with the established risk tolerance and limits, including sharia risk.
6. Conduct stress testing to assess the impact of risk management policies and strategies on the performance and revenue of each of the Bank's operational business units or functional activities.
7. Review proposals for new business activities developed by the Bank's particular function and focused on the Bank's ability to manage these activities, including the adequacy of systems and procedures and their impact on overall risk exposure, including sharia risk.
8. Provide recommendations to operational business units and/or the Risk Management Committee regarding risk management implementation, including the appropriate level of maximum risk exposure that the Bank should maintain.

9. Evaluate the accuracy and validity of risk measurement data that the Bank, especially for banks utilizing internal models, uses to measure risks. SKMR may seek validation from SKAI or an independent specialist to ensure the reliability of data or models used.
10. Prepare and submit risk profile reports periodically or at least quarterly to:
    a. President Director or Risk Management Director
    b. Risk Management Committee
    c. Banking Regulator
    d. Parent Company
11. Conduct periodic reviews based on the Bank's needs.
12. Coordinate with the business unit responsible for integrated risk management within the parent company of the conglomerate.

Profile of The Head of Enterprise Risk Management Group



Indriati Tri Handayani

Acting Group Head Enterprise Risk Management Group

Jakarta, May 03, 1972/Age 52 years as of December 2024

Indonesian citizen

52 Years Old

Domiciled in Jakarta, Indonesia

Legal Basis of Appointment

Letter of attorney

Educational Background

- Master of Laws, University of Indonesia (1999)
- Bachelor of Laws, University of Indonesia (1994)

Certification

- Bank Internal Audit Certification
- Level 5 Risk Management Certification
- Compliance Certification
- General Banking Certification
- Risk Management Assessor Certification

Work Experience

- Acting Group Head Enterprise Risk Management Group BSI (2024 – present)
- pjs. Group Operational Risk Group BSI (2024)
- Group Head Policy & Procedure Group BSI (2022 – present)
- Group Head Audit Policy & Counterpart Group BSI (2021 – 2022)

Competency Development of The Enterprise Risk Management Group

1. KSF Pricing Management and Liquidity & Market Risk
2. KSF Prudent Principles of BSI's Deposit Products
3. Level Up Your Fee Based Income with Remittance
4. Level Up Business with Digital ZIZWAF
5. *Ngopih* Webinar on Legality and Authority to Act for Associations
6. Risk Management Refreshment
7. Top Executive Learning Program Series 2
8. Preparation of the Project Financing Factory Implementation
9. KSF Prepares ROPA & DPIA
10. KSF Prepares ROPA & DPIA (RDA)
11. Webinar on How to Use Microsoft Office 365
12. Cyber Risk Management
13. Training on Foreign Exchange Transactions for RM Wholesale Batch 1

14. Risk Maturity Index (RMI)
15. Data Analysis and Visualization with Microsoft Excel 365
16. Introduction to Phyton for Data Science
17. Artificial Intellegence and Machine Learning Fundamentals for OPR
18. SQL for Data Analytics
19. Big Data with Hadoop and Spark
20. Python for Data Analysts
21. Excel Power Tools for Data Analytic
22. Big Data with Hadoop & Spark
23. Training Foreign Exchange Transactions Batch 2
24. KSF BSI's Digital Wholesale Insight Volume 2
25. Data Analysis and Visualization Batch 1
26. Introduction to Python for Data Science
27. Ngopih Webinar on Prudent Principles
28. Data Analysis and Visualization Batch 2
29. Seminar on Personal Color and Style
30. Microsoft Power BI Data Analyst
31. Artificial Intellegence and Machine
32. Innovation Clinic Series Volume 1
33. Refreshment "BSI's Digital Insight Volume 3"
34. Certified Data Science Specialist (CDSS)
35. Unlocking Your Innovation Potential
36. Sustainable Financing Wholesale
37. Refreshment Phr Treasury & Trade
38. Environmental, Social, and Governance (ESG)
39. Training for Trainers Batch 1
40. Innovation Volume 2: Innovate or Evaporate
41. Training or Trainers Batch 2
42. General Banking Level 1 Batch 1
43. General Banking Level 1 Batch 2
44. Certification Renewal (BCMCP)
45. Training SQL for Data Analytics
46. Refreshment "BSI's Digital Insight Volume 4"
47. General Banking Level 1 Batch 3
48. FGD on the Needs for BOSM Training
49. Big Data Analysis Using Python Batch 1
50. Innovation Volume 3: Everyone Can Innovate
51. Certified Anti-Fraud Professional (CAFP)
52. Operational Risk & Risk Control Self Assessment (RCSA)
53. Big Data Analysis Using Python Batch 2
54. Implementation of the Personal Data Protection Law
55. Sharing Knowledge: PTO Requirements
56. Training on Climate Risk Management
57. Refreshment on Fiqh Muamalah Maaliyah
58. Refreshment on Financing Conditions October 2024
59. Webinar on BSI Digital Literacy Series 1
60. Refreshment on the Principles of Fund Raising
61. Webinar on the IT Security Awareness of the Head Office
62. BSI Digital Literacy Webinar Series 2
63. BSI Digital Literacy Webinar Series 3
64. BSI Digital Literacy Webinar Series 4
65. BSI & Mandiri Group Webinar
66. BYOND by BSI Update Webinar Series 2
67. MR Debriefing Level 5 Batch 2
68. BSI Digital Literacy Webinar Series 6
69. Treasury Refreshment
70. Legal Officer Forum of 2024
71. BSI Digital Literacy Webinar Series 7
72. BSI Digital Literacy Webinar Series 8
73. BSI Digital Literacy Webinar Series 9
74. Top Executive Learning Program of December 2024
75. BYOND by BSI Refreshment Volume 1

Risk Management Certification

No.	Position	Amount	Certification	Certification Institution
1.	Group Head	1 Person	Risk Management Level 5	LSPKS
2.	Deputy	1 Person	Risk Management Level 4	LSPKS
3.	Dept. Head	6 Person	• Risk Management Level 3 (4 Person) • Risk Management Level 2 (2 Person)	LSPKS
4.	Manager	12 Person	• Risk Management Level 3 (5 Person) • Risk Management Level 2 (7 Person)	LSPKS
5.	Senior Officer	1 Person	Risk Management Level 2	LSPKS
6.	Officer	14 Person	• Risk Management Level 3 (2 Person) • Risk Management Level 2 (1 Person) • Risk Management Level 1 (11 Person)	LSPKS

Implementation of Risk Management Duties In 2024

In addition to carrying out its main duties as the Risk Management Work Unit, ERM have carried out many collaborations and enhancements to strengthen the implementation of risk management at BSI, including:

1. 1st Pilot: Bottom-Up Climate Risk Stress Testing
2. Updating the Portfolio Guideline
3. Implementation of Risk Management on Bullion Products Phase 1
4. Implementation of Risk Management at Overseas Branch Offices
5. Risk Due Diligence for Strategic Bancassurance
6. Anti-Fraud Task Force
7. Updating the Recovery Plan and Resolution Plan

Committee Under The Board of Directors

Risk Management Committee

Risk Management Committee is a committee established to assist the President Director inperforming the control function through discussions on risk appetite, methodology, and strategy formulation related to the implementation of risk management.

WORK GUIDELINES OF THE RISK MANAGEMENT COMMITTEE

In performing its duties, the Risk Management Committee refers to the Decree of the Board of Directors Number 04/503A-KEP/DIR dated October 14, 2024, concerning the Risk Management Committee of PT Bank Syariah Indonesia Tbk., which regulates, among others:

1. Organizational Structure of the Committee
2. Duties, Authorities, and Responsibilities of the Committee
3. Risk Management Committee Code of Conduct
4. Duties, Authorities, and Responsibilities of the Working Group of the Risk Management Committee
5. Closing

DUTIES AND RESPONSIBILITIES OF THE RISK MANAGEMENT COMMITTEE

The Risk Management Committee is authorized and responsible for providing recommendations to the President Director, including:

1. Monitoring the risk profile and management of all risks to determine risk appetite, integrated risk management strategies, and capital adequacy.
2. Establishing methodologies, scenarios, and evaluations, including stress conditions in risk measurement and contingency plans.
3. Enhancing the implementation of risk management both periodically and as needed, in response to internal and external changes affecting the Bank's capital adequacy and risk profile.
4. Conducting strategic discussions within the scope of risk management, including ensuring its integration with the parent company.
5. Determining matters related to business decisions that involve special conditions (such as significant business expansions beyond the Bank's established business plan).
6. Delegating authority to appointed officials for making decisions and implementating operational matters.

THE MEMBERSHIP STRUCTURE OF THE RISK MANAGEMENT COMMITTEE

Chairman	Risk Management Director
Vice Chairman	Finance & Strategy Director
Secretary	The Committee's Secretariat Function is carried out by the Chair of the Committee's Working Group.
Permanent Member - Voting Member	1. Risk Management Director 2. Finance & Strategy Director 3. Wholesale Transaction Banking Director 4. Retail Banking Director 5. Sales & Distribution Director/Consumer Product Solution SEVP 6. Information Technology Director 7. Treasury & International Banking Director 8. Wholesale Risk SEVP 9. Retail & Consumer Risk SEVP 10. Operations SEVP
Permanent Member - Non Voting Member	Compliance & Human Capital Director/Group Head Compliance & AML-CFT
Non Permanent – Voting Member	Director/SEVP Speaker Director/SEVP related to the material
Contributing – Non Voting Member	1. Group Head/Equivalent Official of Speaker 2. Group Head/Equivalent Official related to Material
Invitee	1. Vice President Director* 2. SEVP/Group Head Internal Audit

* If the Vice President Director serves as the Presenting Director or an Alternate Voting Member, they do not hold the position of an Invitee.

PROFILE OF THE RISK MANAGEMENT COMMITTEE

The profiles of the Committee members from both the Board of Directors and SEVPs can be found in the Company Profile chapter under the Profile of the Directors section and the Profile of Officers One Level Below the Board of Directors in this Annual Report.

TRAINING OF THE RISK MANAGEMENT COMMITTEE

The training of the Committee members from the Board of Directors can be found in the Training and/or Competency Improvement sub-chapter of the Board of Directors section within the Corporate Governance chapter of this Annual Report.

INDEPENDENCY OF THE RISK MANAGEMENT COMMITTEE

All Committee members have no affiliations with other Directors, Commissioners, or Controlling Shareholders. They are not shareholders of the Company that could affect their ability to act independently, nor are they Commissioners, Directors, or employees of companies that have affiliations or business relationships with the Company.

MEETINGS AND IMPLEMENTATION OF THE RISK MANAGEMENT COMMITTEE'S DUTIES

No.	Date	Agenda
1	January 26, 2024	Determining the Soundness Level of PT Bank Syariah Indonesia Tbk as of December 31, 2023
2	March 19, 2024	Updating the Portfolio Guidelines for Wholesale and SME Segments
3	April 22, 2024	Determining the Risk Profile of PT Bank Syariah Indonesia Tbk as of March 31, 2024
4	June 12, 2024	Determining: a. the Changes in the Assessment Methodology for Bank's Soundness Level (TKB) or Risk-Based Bank Rating (RBBR) Individually and Integrated Risk Profile Basis for Semester I of 2024 b. the Country Exposure Limit (CEL) calculation formula
5	July 18, 2024	Determining: a. the Soundness Level of PT Bank Syariah Indonesia Tbk as of June 30, 2024 b. the Risk Appetite Statement of 2024
6	October 14, 2024	Determining the Risk Profile of PT Bank Syariah Indonesia Tbk as of September 30, 2024
7	November 06, 2024	Updating the Portfolio Guidelines for Wholesale and SME Segments
8	November 11, 2024	Determining Treasury Limits
9	November 28, 2024	Determining: a. the Evaluation of CKPN calculation methodology b. the CKPN & PPKA requirements for Retail & Consumer Financing segments
10	December 13, 2024	Updating Trading Limits and Liquidity Safety Levels in 2025.
11	December 17, 2024	Changes in the Assessment Methodology for Bank's Soundness Level (TKB) or Risk-Based Bank Rating (RBBR) Individually and Integrated Risk Profile Basis for Semester II of 2024

IT Steering Committee

The IT Steering Committee was formed to assist the Board of Directors in determining strategic plans in the field of information technology (IT), IT budgeting, determining strategic IT projects and IT security. The implementation of the duties and responsibilities of this committee refers to the provisions of applicable laws and regulations.

WORK GUIDELINES OF THE IT STEERING COMMITTEE

In performing its duties, the IT Streering Committee refers to the Decree of the Board of Directors No. 04/504A-KEP/DIR concerning IT Streering Committee.

DUTIES AND RESPONSIBILITIES OF THE IT STEERING COMMITTEE

The IT Steering Committee is a committee consisting of the Board of Directors/SEVP tasked with and responsible for:

1. Establishing IT Strategic Plans, IT Resources, IT security strategies, and risk management of IT utilization.
2. Monitoring the alignment of the IT strategic plans, IT budget, and IT project delivery to evaluate IT cost-effectiveness.
3. Making decisions or providing direction regarding the planning, development, and enhancement of IT systems, as well as IT investments to address strategic issues within the scope of IT.
4. Delegating authority to designated officials to make decisions and implement operational IT matters.

MEMBERSHIP STRUCTURE OF THE IT STEERING COMMITTEE

Function	Officer
Chairman	President Director
Vice Chairman	1. Vice President Director 2. Information Technology Director
Secretary	The secretariat function of the committee is carried out by the Chair of the Committee Working Group.
Permanent Voting Member	1. President Director 2. Vice President Director 3. Information Technology Director 4. Finance & Strategy Director 5. Risk Management 6. Digital Banking SEVP
Permanent Non Voting Member	Compliance & Human Capital Director/ Group Head Compliance Group
Non Permanent Voting Member	1. Director/SEVP Pemateri 2. Director/SEVP terkait Materi
Contributing Non Voting Member	1. Group Head/Pejabat Setara Pemateri 2. Group Head/Pejabat Setara terkait materi
Invitee	SEVP/Group Head Internal Audit

PROFILE OF THE IT STEERING COMMITTEE

The profiles of the Committee members from both the Board of Directors and SEVPs can be found in the Company Profile chapter under the Profile of the Directors section and the Profile of Officers One Level Below the Board of Directors in this Annual Report.

TRAINING OF THE IT STEERING COMMITTEE

The training of the Committee members from the Board of Directors can be found in the Training and/or Competency Improvement sub-chapter of the Board of Directors section within the Corporate Governance chapter of this Annual Report.

INDEPENDENCY OF THE IT STEERING COMMITTEE

All Committee members have no affiliations with other Directors, Commissioners, or Controlling Shareholders. They are not shareholders of the Company that could affect their ability to act independently, nor are they Commissioners, Directors, or employees of companies that have affiliations or business relationships with the Company.

MEETINGS AND IMPLEMENTATION OF THE IT STEERING COMMITTEE'S DUTIES

No.	Date	Meeting Agenda
1	January 31, 2024	Project Initiatives and Proposed Strategic IT Budget for 2024
2	April 19, 2024	Changes to Strategic IT Initiatives and Budget in 2024
3	July 16, 2024	Strengthening Governance for the Release Control Board (RCB)
4	December 19, 2024	Progress Update on Strategic IT Initiatives and Budget Changes in 2024

Policy & Procedure Committee

The Policy & Procedure Committee consists of members from the Board of Directors/SEVPs. This committee is authorized to recommend or establish policies and procedures, including product provisions and other regulations that do not fall within the scope of other committees under the Board of Directors.

WORK GUIDELINES OF THE POLICY & PROCEDURE COMMITTEE

In performing its duties, the Policy & Procedure Committee refers to the Decree of the Board of Directors No. 04/508A-KEP/DIR dated October 14, 2024 concerning the Policy & Procedure Committee of PT Bank Syariah Indonesia Tbk., which regulates, among others:

1. Organizational Structure of the Committee
2. Duties, Authorities, and Responsibilities of the Committee
3. Rules of Conduct
4. Duties, Authorities, and Responsibilities of the Working Group of the Risk Management Committee
5. Closing

DUTIES AND RESPONSIBILITIES OF THE POLICY & PROCEDURE COMMITTEE

The duties and responsibilities of the Policy & Procedure Committee are:

1. Discuss and recommend policy adjustments/enhancements.
2. Determine updates to the Company's procedures that fall outside human capital policies, standard procedures, and risk management policies, as well as those under the responsibility of other committees under the Board of Directors.

MEMBERSHIP STRUCTURE OF THE POLICY & PROCEDURE COMMITTEE

Chairman	Risk Management Director
Vice Chairman	Compliance & Human Capital Director
Secretary	The secretariat function of the committee is carried out by the Work Unit which acts as the Chair of the Committee Working Group.
Permanent Member - Voting Member	1. Risk Management Director 2. Compliance & Human Capital Director
Permanent Member - Non Voting Member	Group Head Compliance & AML – CFT
Non Permanent – Voting Member	1. Director/SEVP Pemateri 2. Director/SEVP terkait materi 3. SEVP Operations*
Contributing – Non Voting Member	1. Group Head/Pejabat Setara Pemateri 2. Group Head/Pejabat Setara terkait Materi
Invitee	SEVP/Group Head Internal Audit

*) Specialized in the Bank's regulations related to its operational scope.

PROFILE OF THE POLICY & PROCEDURE COMMITTEE

The profiles of the Committee members from both the Board of Directors and SEVPs can be found in the Company Profile chapter under the Profile of the Directors section and the Profile of Officers One Level Below the Board of Directors in this Annual Report.

TRAINING OF THE POLICY & PROCEDURE COMMITTEE

The training of the Committee members from the Board of Directors can be found in the Training and/or Competency Improvement sub-chapter of the Board of Directors section within the Corporate Governance chapter of this Annual Report.

INDEPENDENCY OF THE POLICY & PROCEDURE COMMITTEE

All Committee members have no affiliations with other Directors, Commissioners, or Controlling Shareholders. They are not shareholders of the Company that could affect their ability to act independently, nor are they Commissioners, Directors, or employees of companies that have affiliations or business relationships with the Company.

MEETINGS AND IMPLEMENTATION OF THE POLICY & PROCEDURE COMMITTEE

Regarding the Policy and Procedure Committee's meetings and implementation of its duties in 2024, the determination of the Bank's provisions was carried out circularly, with a total of 177 provisions, consisting of 8 Policy provisions, 54 Product Manual (MP) provisions, 20 Memorandum of Operational Procedures (MPO) provisions, and 95 Standard Procedures (SP) provisions. The Policy & Procedure Committee's decision-making mechanism can be conducted through meetings, circulation, or other methods, provided that the established quorum requirements are met.

Type of Provision	New Terms				Sub Total	Revision Terms				Sub Total	Grand Total
	BUS	FT	RF	WF		BUS	FT	RF	WF		
Policy	1	-	-	-	1	4	1	-	2	7	8
Product Manual	-	4	-	1	5	-	3	35	11	49	54
Standard Procedure	3	1	-	2	6	21	19	17	32	89	95
Procedure Memorandum	2	5	9	-	16	2	-	2	-	4	20
Sub Total	**6**	**10**	**9**	**3**		**27**	**23**	**54**	**45**		
				New Terms	**28**				**Revision Terms**	**149**	
										Grand Total	**177**

Business Committee

The Business Committee is established to assist the Board of Directors/SEVPs in formulating strategies and overseeing the integrated development of the Bank's business, and determining the key products, services, and activities, as well as the strategy and effectiveness of marketing communications.

WORK GUIDELINES OF THE BUSINESS COMMITTEE

In performing its duties, the Risk Management Committee refers to the Decree of the Board of Directors No 04/506A-KEP/DIR concerning the Business Committee, which regulates, among others:

1. Organizational Structure of the Committee
2. Duties, Authorities, and Responsibilities of the Committee
3. Rules of Conduct of the Business Committee
4. Duties, Authorities, and Responsibilities of the Working Group of the Business Committee
5. Closing

DUTIES AND RESPONSIBILITIES OF THE BUSINESS COMMITTEE

The Business Committee is tasked with and responsible for:

1. Evaluating and establishing the Bank's business strategy.
2. Discussing and establishing integrated business development, including product development, pricing, related procedures, risk exposure limits, facilities, infrastructure, and business support technology. The formulation of policies and procedures related to the Bank's products follows the Bank's internal regulations.
3. Reviewing and establishing the Bank's Product Provision Plan (RPPB), including the annual RPPB and RPPB changes to be submitted for approval to the Regulator, as well as reporting the termination of Bank products to the Regulator.
4. Discussing and establishing key business strategies that become the focus of the Company, one of which through the Company's anchor clients.
5. Monitoring and evaluating the outcomes of business strategy and project initiatives.
6. Addressing and resolving strategic business issues, including collaborations between the Company's business units and partnerships with the parent companies and sister companies.
7. Delegating authority to designated officials to make decisions and implement operational business matters.
8. Communicating and ensuring the implementation of all committee decisions to the Company's all relevant internal personnel.

MEMBERSHIP STRUCTURE OF THE BUSINESS COMMITTEE

Function	Officer
Chairman	President Director
Vice Chairman	Vice President Director
Secretary 1	The secretariat function is carried out by the work unit which acts as the chair of the committee working group.
Voting Member – Permanent	1. President Director 2. Vice President Director 3. Wholesale Transaction Banking Director 4. Retail Banking Director 5. Sales & Distribution Director/Consumer Product Solution SEVP 6. Risk Management Director/Wholesale Risk SEVP/Retail & Consumer Risk SEVP 7. SEVP Operations 8. Corporate Strategy SEVP
Non-Voting Member – Permanent	Compliance & Human Capital Director
Voting Member – Non Pemanent	1. Director/SEVP of the speaker 2. Director/SEVP of the related material
Non-Voting member – Contributing	1. Group Head / Official equivalent to Speaker 2. Group Head / Official equivalent related to material
Invitee	SEVP/Group Head Internal Audit

PROFILE OF THE BUSINESS COMMITTEE

The profiles of the Committee members from both the Board of Directors and SEVPs can be found in the Company Profile chapter under the Profile of the Directors section and the Profile of Officers One Level Below the Board of Directors in this Annual Report.

TRAINING OF THE BUSINESS COMMITTEE

The training of the Committee members from the Board of Directors can be found in the Training and/or Competency Improvement sub-chapter of the Board of Directors section within the Corporate Governance chapter of this Annual Report.

INDEPENDENCY OF THE BUSINESS COMMITTEE

All Committee members have no affiliations with other Directors, Commissioners, or Controlling Shareholders. They are not shareholders of the Company that could affect their ability to act independently, nor are they Commissioners, Directors, or employees of companies that have affiliations or business relationships with the Company.

MEETINGS AND IMPLEMENTATION OF THE BUSINESS COMMITTEE'S DUTIES

No.	Date	Agenda
1.	January 16, 2024	Proposed Management Limit for PT Pertamina (Persero) and PT Jasa Marga (Persero)
2.	March 15, 2024	Proposed Management Limit for Sinarmas Group
3.	March 28, 2024	Proposed Revitalization of Tapenas Collective
4.	April 04, 2024	Minutes of the Commission on BSI's PKS Extension with Waskita and Commercial Line Limit
5.	April 04, 2024	- Financing Request for Opening Principal and Marketing Area for BSI Distributor Financing Products. - Revision of BSI's Distributor Financing Product Manual
6.	April 23, 2024	Proposed Determination of Underlying Financing for the Issuance of Sukuk Mudharabah Under the Sustainable Sustainability I Program of PT Bank Syariah Indonesia Tbk
7.	April 23, 2024	Proposed Management Limit for PT SMI Group
8.	June 25, 2024	Proposed RPPB for the June 2024 Period
9.	July 15, 2024	Limit Management for PLN in 2024
10.	July 17, 2024	Limit Management for Medco in 2024
11.	August 14, 2024	Limit Management for Astra Group
12.	August 20, 2024	Limit Management for Telkom Group in 2024
13.	September 18, 2024	Management Limit for Salim Group in 2024
14.	September 19, 2024	Limit Management for PT PP Group in 2024
15.	September 19, 2024	Proposed RPPB in the September 2024 Period
16.	November 28, 2024	Proposed RPPB in the 2025 period

Human Resources Committee

The Human Capital Committee is established to assist the Board of Directors in managing, developing, and formulating Human Capital (HC) policies in alignment with the Bank's vision, mission, and strategy, as well as handling employment-related cases.

WORK GUIDELINES OF THE HUMAN CAPITAL COMMITTEE

The Human Capital Committee refers to the Decree of the Board of Directors No 03/319-KEP/DIR concerning the Human Capital Committee, which regulates, among others:

1. Organizational Structure of the Committee
2. Duties, Authorities, and Responsibilities of the Committee
3. Rules of Conduct of the Human Capital Committee
4. Duties, Authorities, and Responsibilities of the Working Group of the Risk Management Committee
5. Closing

DUTIES AND RESPONSIBILITIES OF THE HUMAN CAPITAL COMMITTEE

The Human Capital Committee is tasked with and responsible for providing recommendations to the President Director, including:

1. Establishing human capital strategies and policies, including corporate culture, compensation, and benefits.
2. Determining the learning budget allocation.
3. Discussing and recommending policies, as well as establishing operational procedures and systems for human capital management.
4. Establishing the strategic direction and operational system policies for human capital management, including corporate culture and values.
5. Defining the strategic direction for human capital information system development.
6. Defining and developing the organization in alignment with the Bank's business needs.

7. Establishing individual performance management & rewards, talent & succession management, and employee relations.
8. Addressing and resolving strategic issues related to human capital management.

MEMBERSHIP STRUCTURE OF THE HUMAN CAPITAL COMMITTEE

Chairman	Risk Management Director
Vice Chairman	1. Vice President Director 2. Compliance & Human Capital Director
Secretary	The secretariat function of the committee is carried out by the Work Unit which acts as Chair of the Committee Working Group.
Permanent Member (Voting Member)	1. President Director 2. Vice President Director 3. Compliance & Human Capital Director 4. Finance & Strategy Director 5. Sales & Distribution Director 6. Risk Management Director 7. Human Capital SEVP
Non Permanent Voting Member	1. Director/SEVP of the speaker 2. Director/SEVP related to the material
Contributing - Non Voting Member	1. Group Head/Equivalent Official Speaker 2. Group Head/Equivalent Official related to the material
Invitee	SEVP/Group Head Internal Audit

PROFILE OF THE HUMAN CAPITAL COMMITTEE

The profiles of the Committee members from both the Board of Directors and SEVPs can be found in the Company Profile chapter under the Profile of the Directors section and the Profile of Officers One Level Below the Board of Directors in this Annual Report.

TRAINING OF THE HUMAN CAPITAL COMMITTEE

The training of the Committee members from the Board of Directors can be found in the Training and/or Competency Improvement sub-chapter of the Board of Directors section within the Corporate Governance chapter of this Annual Report.

INDEPENDENCY OF THE HUMAN CAPITAL COMMITTEE

All Committee members have no affiliations with other Directors, Commissioners, or Controlling Shareholders. They are not shareholders of the Company that could affect their ability to act independently, nor are they Commissioners, Directors, or employees of companies that have affiliations or business relationships with the Company.

MEETINGS AND IMPLEMENTATION OF HUMAN CAPITAL COMMITTEE DUTIES

During 2024, the Human Capital Committee has carried out its duties including:

1. Establishing the 2024 compensation benefit policy, namely the Implementation of Annual Salary Increment
2. Establishing individual Performance Management & Rewards in 2024, namely:
   a. Normal distribution of employee performance appraisal
   b. Performance appraisal of Senior Manager and Senior Executive Vice President employees
   c. Provision of appreciation (bonus) for performance in 2024
3. Establish Talent & Succession Management, namely:
   a. Promotion Cycle Policy and its implementation
   b. Talent Classification Assessment of Senior Manager Senior Executive Vice President employees
   c. Fulfillment and Mobility of Senior Manager Employees
   d. Fulfillment of Senior Executive Vice President Employees

The Assets and Liabilities Committee

The Assets and Liabilities Committee (ALCO) is a committee formed to assist the Board of Directors in performing control functions by determining strategies for matters related to the management of the Bank's assets and liabilities.

WORK GUIDELINES OF THE ASSETS AND LIABILITIES COMMITTEE

The Decree of the Board of Directors of PT Bank Syariah Indonesia Tbk. No.04/505A-KEP/DIR dated October 14, 2024 regulates the Organizational Structure of the Committee, as well as the Committee's Duties, Authorities, and Responsibilities.

DUTIES AND RESPONSIBILITIES OF THE ASSETS AND LIABILITIES COMMITTEE

The Assets and Liabilities Committee is tasked with and responsible for:

1. Establishing, developing, and reviewing the assets and liabilities management (ALM) strategies.
2. Assessing the Bank's assets and liabilities position in alignment with liquidity, interest rate, and exchange rate risk management objectives.
3. Evaluating the Bank's position and ALM strategies to ensure that risk-taking decisions align with the objectives of managing market risk, yield risk, investment risk, exchange rate risk, and liquidity risk.
4. Reviewing the pricing of assets and liabilities to maximize return on investment, minimize the cost of funds, and maintain the Bank's balance sheet structure in accordance with its ALM strategy.
5. Reviewing deviations among actual performance, budget projections, and the Bank's business plan.
6. Implementing the limits for liquidity management, interest rate impact management, foreign exchange management, income and investment management, and pricing management.
7. Establishing the Fund Transfer Pricing methodology.
8. Discussing the scope of ALM, including subsidiaries and entities under the Company's control.

MEMBERSHIP STRUCTURE OF THE ASSETS AND LIABILITIES COMMITTEE

Chairman	President Director
Vice Chairman	1. Vice President Director 2. Treasury & International Banking Director
Secretary	The secretariat function of the committee is carried out by the Chair of the Committee Working Group.
Permanent Voting Member	1. President Director 2. Vice President Director 3. Treasury & International Banking Director 4. Finance & Strategy Director 5. Risk Management Director/Wholesale Risk SEVP/ Retail & Consumer Risk SEVP 6. Wholesale Transaction Banking Director 7. Retail Banking Director 8. Sales & Distribution Director/Consumer Product Solution SEVP
Permanent Non Voting Member	Compliance & Human Capital Director/Group Head Compliance Group & AML-CFT
Non Permanent Voting Member	1. Director/SEVP of the speaker 2. Director/SEVP related to the material
Contributing - Non Voting Member	1. Group Head/Equivalent Official Speaker 2. Group Head/Equivalent Official related to the material
Invitee	SEVP/Group Head Internal Audit

PROFILE OF THE ASSETS AND LIABILITIES COMMITTEE

The profiles of the Committee members from both the Board of Directors and SEVPs can be found in the Company Profile chapter under the Profile of the Directors section and the Profile of Officers One Level Below the Board of Directors in this Annual Report.

TRAINING OF THE ASSETS AND LIABILITIES COMMITTEE

The training of the Committee members from the Board of Directors can be found in the Training and/or Competency Improvement sub-chapter of the Board of Directors section within the Corporate Governance chapter of this Annual Report.

INDEPENDENCY OF THE ASSETS AND LIABILITIES COMMITTEE

All Committee members have no affiliations with other Directors, Commissioners, or Controlling Shareholders. They are not shareholders of the Company that could affect their ability to act independently, nor are they Commissioners, Directors, or employees of companies that have affiliations or business relationships with the Company.

MEETINGS AND IMPLEMENTATION OF THE ASSETS AND LIABILITIES COMMITTEE'S DUTIES

No	Implementation Date	Agenda
1	January 16, 2024	Funding Strategy 2024
2	March 14, 2024	COF management strategy and optimization of financing margin income
3	April 30, 2024	Funding management strategy through sukuk issuance, special quota review of deposit ratio, and waqf deposit ratio
4	May 28, 2024	Proposed authority to determine the final price and issuance size for the sustainability of BSI's sukuk
5	June 3, 2024	Funding strategy, financing monitoring, and proposed formation of a Task Force
6	July 9, 2024	Funding strategy and consumer financing
7	August 20, 2024	DPK strategy, proposed pricing for sukuk-backed SME financing, and review of the liquidity reserve calculation methodology
8	September 18, 2024	Proposed special pricing for consumer financing and a ceiling for purchasing banking book instruments
9	October 22, 2024	Recovery plan update, review of special DPK ratio, and proposal of special pricing for SME & Gold installment financing
10	November 14, 2024	Asset and Liability Strategy
11	December 6, 2024	Funding strategy in December 2024 and banking book instrument purchase ceiling for the 2025 period

Steering Committee Crisis Management – Business Continuity Management

WORK GUIDELINES OF THE STEERING COMMITTEE CRISIS MANAGEMENT – BUSINESS CONTINUITY MANAGEMENT

The Work Guidelines of the Steering Committee Crisis Management – Business Continuity Management refers to the Decree of the Board of Directors No. 04/507A-KEP/DIR, which regulates, among others:

1. Organizational Structure of the Steering Committee
2. Duties, Authorities, and Responsibilities of the Steering Committee
3. Rules of Conduct of the Steering Committee
4. Duties, Authorities, and Responsibilities of the Working Group of the Steering Committee

DUTIES AND RESPONSIBILITIES OF THE STEERING COMMITTEE CRISIS MANAGEMENT – BUSINESS CONTINUITY MANAGEMENT

The Steering Committee Crisis Management – Business Continuity Management is tasked with and responsible for:

1. Determining prevention, response, recovery, and communication strategies for managing the impact of disasters, including the Covid-19 pandemic, within the Bank.
2. Discussing and determining the Bank's operational strategy during disaster periods, including the Covid-19 pandemic. This includes Business Continuity Management (BCM) activation, identification of critical business units, work arrangements (WFH/WFO), operational working hours, and other necessary measures during emergency situations.
3. Addressing and resolving strategic issues, including collaborations between work units and partnerships with parent companies in preventing and managing Covid-19 within the Bank.
4. Discussing and defining temporary benefits and/or allowances for employees affected by disasters, including the Covid-19 pandemic.
5. Delegating authority to designated officials to make decisions and implement measures related to disaster prevention and emergency response, including Covid-19.
6. Monitoring and evaluating the implementation of operational strategies as approved by the Steering Committee.
7. Performing other duties that require the assistance from the Crisis Management Team (CMT).

MEMBERSHIP STRUCTURE OF THE STEERING COMMITTEE CRISIS MANAGEMENT – BUSINESS CONTINUITY MANAGEMENT

Function	Officer
Chairman	Vice President Director
Vice Chairman	Information Technology Director
Secretary 1	The secretariat function is carried out by the Work Unit which acts as the Head of the Working Group of the committee. Group Head Operations Development
Secretary 2	Group Head IT Operations
Secretary 3	Group Head Human Capital Strategy and Policy
Permanent Voting Member	1. Vice President Director 2. Information Technology Director 3. Sales & Distribution Director/Consumer Banking SEVP 4. Compliance & Human Capital Director/Human Capital SEVP 5. Risk Management Director/Financing Risk SEVP 6. Finance & Strategy Director 7. Operations SEVP 8. Human CapitalDigital Banking SEVP
Contributing Non Voting Member	1. Group Head/Equivalent Official Speaker 2. Group Head/Equivalent Official related to the material

PROFILE OF THE STEERING COMMITTEE CRISIS MANAGEMENT – BUSINESS CONTINUITY MANAGEMENT

The profiles of the Committee members from both the Board of Directors and SEVPs can be found in the Company Profile chapter under the Profile of the Directors section and the Profile of Officers One Level Below the Board of Directors in this Annual Report.

TRAINING OF THE STEERING COMMITTEE CRISIS MANAGEMENT – BUSINESS CONTINUITY MANAGEMENT

The training of the Committee members from the Board of Directors can be found in the Training and/or Competency Improvement sub-chapter of the Board of Directors section within the Corporate Governance chapter of this Annual Report.

INDEPENDENCY OF THE STEERING COMMITTEE CRISIS MANAGEMENT – BUSINESS CONTINUITY MANAGEMENT

All Committee members have no affiliations with other Directors, Commissioners, or Controlling Shareholders. They are not shareholders of the Company that could affect their ability to act independently, nor are they Commissioners, Directors, or employees of companies that have affiliations or business relationships with the Company.

MEETINGS AND IMPLEMENTATION OF DUTIES OF THE STEERING COMMITTEE CRISIS MANAGEMENT – BUSINESS CONTINUITY MANAGEMENT

No	Implementation Date	Agenda
1	September 3, 2024	Approval of Changes to the Methodology for Determining Application Criticality and Recovery Strategy

Implementation of Governance in Providing Remuneration for Sharia Commercial Banks

Remuneration and Nomination Committee

The description regarding the Nomination and Remuneration Committee is presented in the subsection “Nomination and Remuneration Committee” in the Corporate Governance chapter of this Annual Report.

Remuneration Policy Preparation Process

In the process of providing remuneration for management and all employees, the Bank consistently applies the principles of good corporate governance (GCG) applicable to the Bank as an Islamic bank and a public company. It prioritizes the implementation of prudence and compliance with Sharia principles, while also considering fairness in value within the industry, in providing balanced and measurable compensation in accordance with the performance of each individual at the Bank.

This is carried out to encourage the implementation of prudent risk taking and employee productivity in order to achieve the Bank's optimal, sustainable, and ongoing business targets as part of realizing the Bank's vision and mission.

Remuneration Policy for the Board of Directors, Board of Commissioners, and Sharia Supervisory Board

In the process of providing remuneration for management, namely the Board of Directors, Board of Commissioners, and the Sharia Supervisory Board, the Remuneration and Nomination Committee plays an important role in recommending the structure, policy, and amount of remuneration to be received by each member of the Board of Directors, Board of Commissioners, and Sharia Supervisory Board of the Bank. This is done while prioritizing compliance with prevailing regulations before being approved and determined by the GMS. This has been previously outlined under the duties, responsibilities, and authorities of the Remuneration and Nomination Committee in the Corporate Governance Chapter of this Annual Report.

The remuneration policy for the Board of Directors, Board of Commissioners, and the Sharia Supervisory Board of the Bank is implemented based on the applicable regulations, namely:

a. Financial Services Authority Regulation (POJK) Number 59/POJK.03/2017 concerning Implementation of Governance in Remuneration for Sharia Commercial Banks and Sharia Business Units and its annexes;
b. Regulation of the Minister of State-Owned Enterprises of the Republic of Indonesia Number PER-04/MBU/06/2020 concerning Amendments to the Regulation of the Minister of State-Owned Enterprises Number PER-03/MBU/2012 concerning Guidelines for the Appointment of Members of the Board of Directors and Board of Commissioners of Subsidiaries of State-Owned Enterprises;
c. Regulation of the Minister of State-Owned Enterprises of the Republic of Indonesia Number PER-3/MBU/03/2023 concerning Organs and Human Resources of State-Owned Enterprises;
d. Mandiri Subsidiaries Management Principles Guideline (MSMPG) of 2024; and
e. The Bank's Articles of Association.

The formulation of the remuneration policy is carried out by taking into consideration:

a. The establishment of effective risk management;
b. The financial stability of the bank;
c. The adequacy and strengthening of the Bank's capital;
d. The short-term and long-term liquidity needs;
e. The Bank's potential future income; and
f. Compliance with sharia principles.

The said remuneration policy includes:

1. The remuneration structure which covers the remuneration scale based on level and position, as well as the remuneration components consisting of:
   a. Salary;
   b. Honorarium;
   c. Incentives; and/or
   d. Fixed and/or variable allowances.
2. The methods and mechanisms for determining remuneration. In accordance with the Bank's Articles of Association, the determination of the amount of remuneration for the Board of Commissioners, Board of Directors, and the Sharia Supervisory Board is decided by the General Meeting of Shareholders (GMS) by taking into account the recommendations of the Bank's Remuneration and Nomination Committee.

   In proposing the structure and amount of remuneration for the Board of Directors, Board of Commissioners, and Sharia Supervisory Board to the Board of Commissioners, the Remuneration and Nomination Committee takes into consideration several important factors, namely:
   a. The prevailing remuneration within the banking industry and the Bank's scale in a peer-to-peer comparison in the national banking industry in general, and within the sharia banking industry in particular;
   b. The duties, responsibilities, and authorities of each member of the Board of Directors, Board of Commissioners, and Sharia Supervisory Board in relation to the achievement of objectives and performance of the Issuer or Public Company;
   c. The achievement of the Bank's performance targets on a bank-wide scale;
   d. The performance achievement or Key Performance Indicator (KPI) of each member of the Board of Directors, Board of Commissioners, and Sharia Supervisory Board;
   e. The risk and complexity of the duties of the Sharia Supervisory Board in accordance with the duties and responsibilities of its members;
   f. The proportionality of remuneration for the Board of Commissioners by considering the comparison of risk and complexity of duties between the Sharia Supervisory Board and the Board of Commissioners; and
   g. The balance between fixed and variable allowances.

The structure, policy, and amount of remuneration as referred to shall only apply for 1 financial year period in accordance with the GMS resolution. The Remuneration and Nomination Committee must evaluate the remuneration policy at least once a year and re-propose the structure and amount of remuneration for the Board of Directors, Board of Commissioners, and Sharia Supervisory Board to the GMS in each Annual GMS of the Bank.

Employee Remuneration Policy

These governance principles are also applied in the provision of remuneration for all employees of the Bank as outlined in the Standard Operating Procedure for Human Capital PT Bank Syariah Indonesia Year 2022 (SPO HC).

Unlike the remuneration policy for management, which requires a decision from the General Meeting of Shareholders (RUPS), the employee remuneration policy is determined by the Board of Directors with oversight from the Board of Commissioners and the Sharia Supervisory Board.

In accordance with SPO HC, the Remuneration and Nomination Committee also plays a role in providing remuneration policy recommendations for all employees to be submitted to the Board of Commissioners, considering:

a. Financial performance;
b. Fulfillment of provisions for Asset Write-Off Allowance;
c. Fairness compared to the peer Unit of Work at the Head Office; and
d. Consideration of the Bank's long-term goals and strategy.

Information regarding employee remuneration has been presented in the Remuneration subsection of the Human Capital chapter in this Annual Report.

Scope of Remuneration Policy Based on Specific Criteria

To create alignment and encourage increased employee motivation based on differences in work areas, risk levels, and job capacity, the Bank measures and sets remuneration policies by prioritizing the principle of prudence through benchmarking against peers.

Variable income is a component of earnings received by employees in varying amounts based on specific criteria.

Variable Income consists of:

a. Non-Recurring Allowances are provided in cash to certain employees based on their position, nature of the job, or work location. These allowances may change (increase/decrease) or be discontinued if the employee no longer holds the position or is in the previous work location. These allowances include:
    1) Position Allowance. This allowance is given for positions that have specific responsibilities, expertise, or business risks not accounted for in job grading and the annual guaranteed cash market position.
    2) Communication Allowance. This allowance is given as a subsidy for employees whose jobs require intensive communication with external parties using personal communication tools.
    3) Location Allowance. This allowance is given based on geographical differences in the cost of living.
    4) Transportation Assistance. This is a lumpsum payment given to Area Segment and Business Managers to support mobility in carrying out their tasks. The transportation assistance is discontinued if the employee no longer holds the position.
b. Bonus
    The bonus is an appreciation from the Bank for certain performance or conditions. The Performance Bonus is a reward from the Bank for the employee's achievement during a specific period. The bonus is determined based on individual performance, the performance of the work unit, and the overall performance of the Bank, considering the business strategy and the Bank's capabilities.
c. Incentive
    Incentives are rewards from the Bank for achieving sales/operational income based on certain thresholds and/or criteria. Incentives consist of:
    1) Regular Incentive
        A regular incentive given in cash based on sales achievements per unit/product or the results of collections, according to the specific incentive scheme.
    2) Long-Term Incentive
        An incentive given over a certain period (more than one year) if the employee can enhance the company's value over that period. Examples include stock ownership options, among others.

Remuneration Linked to Risk

In prioritizing the principle of prudence, the Bank determines the performance measurement methods and types of risks in determining the provision of variable remuneration based on the scale and complexity of the Bank's business.

The provision of variable remuneration for the Board of Directors and the Board of Commissioners considers: Performance, which includes the performance of management, employees, business units, and the overall performance of the Bank; and Risk, which refers to the risks faced by the Bank.

In determining the risks associated with variable remuneration, the Bank considers the risks that have the most significant impact on its business activities, considering the main risks as referenced in the regulations of the Financial Services Authority (OJK) related to the assessment of the health level of Islamic commercial banks and Islamic business units.

The Bank provides variable remuneration in the form of shares or share-based instruments issued by the Bank, amounting to a certain percentage of the variable remuneration. The percentage of remuneration provided in the form of shares or share-based instruments issued by the Bank may differ at each level of position, taking into consideration factors such as the role and responsibilities of the individual in the management of the Bank.

Monitoring the Implementation of Remuneration Policies

In the implementation of monitoring the remuneration policy, the Bank periodically conducts:

a. Evaluating salary scales and bonuses periodically to ensure that the Bank's remuneration system is competitive with the market.
b. Reviewing employee benefit facilities based on implementation data obtained from the Relevant Business Units and market data based on surveys issued by competent independent institutions appointed by the Bank based on benchmarks conducted directly with peers.
c. Holding meetings with the Relevant Business Units to ensure that these units have a good understanding of employee benefit facilities so that the implementation of these facilities can be carried out in accordance with the applicable regulations.
d. Monitoring organizational adjustments and job level rankings, employee development programs, workforce planning, and ensuring that their implementation complies with Human Capital regulations.
e. Monitoring the entire employee fulfillment process from candidate sourcing, selection, confirmation, to placement, and ensuring that it complies with Human Capital regulations.
f. Monitoring employee training and development;
g. Monitoring the implementation of industrial relations in the Bank;
h. Monitoring the Reward System; and
i. Monitoring Talent and Succession.

External Consultant Name and Consultant's Duties Related to Remuneration Policy

In 2024, the Bank not hire external consultant services in preparing the Remuneration policy. The Bank's remuneration policy is prepared with reference to the applicable provisions in both banking and capital markets and the Bank's provisions as a Subsidiary of Bank Mandiri, while still considering the market analysis conducted by the Bank internally.

Remuneration Package and Facilities Received by the Board of Directors, Board of Commissioners, and Sharia Supervisory Board (DPS)

Types of Remuneration and Other Facilities	Amount Received in 1 Year					
	Boards of Directors		Board of Commissioners		DPS	
	Person	Million (IDR)	Person	Million (IDR)	Person	Million (IDR)
Salary, bonuses, routine allowances, tantiem, and other facilities in non-kind form	10	119.699	10	56.633	5	9.122
Other facilities in kind (housing, transportation, health insurance and so on) which *): a. can be owned b. cannot be owned		-		-		-
Total		**119.699**	**10**	**56.633**	**5**	**9.122**

*) Valued in rupiah equivalent.

Remuneration Packages Categorized by Income Levels Received by The Board of Directors, Board of Commissioners, and DPS in One Year

Amount of Remuneration per Person in 1 year *)	Number of Directors	Number of Board of Commissioners	Number of Sharia Supervisory Board
above IDR 2 billion	8	2	-
above IDR 1 billion up to IDR 2 billion	2	5	-
above IDR 500 million up to IDR 1 billion	-	3	3
IDR 500 million and below	-	-	2

*) received in cash

Variable Remuneration

Additionally, the Bank provides variable compensation, including Location Allowance, Specific Position Allowance, Appearance Allowance for frontliner employees, Overtime Compensation, Performance Achievement Bonus, Sales Incentives, retention programs, and the Long-Term Incentive program in the form of shares. Specifically, Independent Commissioners receive remuneration in the form of cash in accordance with the provisions of OJK Regulation No. 45/POJK.03/2015. To support employee duties, the Bank provides office facilities, including official residence, reimbursement for utility costs, phone credit, and rental official vehicles. To support employees' needs for homeownership, vehicles, and other necessities, the Bank offers Employee Welfare Credit facilities.

Position and Number of Parties that are Material Risk Takers (MRT)

All members of the Board of Commissioners and Board of Directors of BSI are material risk takers. The members of the Board of Directors and the Board of Commissioners who served during the 2024 financial year totaled 20 individuals.

Shares Options Owned by Directors, Board of Commissioners, SSB and Executive Officers

BSI did not issue a share option program for the Board of Directors, Board of Commissioners, or employees during 2024.

Highest and Lowest Salary Ratio

1. The ratio of the highest and lowest salaries of Directors; 1.6:1
2. The ratio of the highest and lowest salaries of the Board of Commissioners; 1.1:1
3. The ratio of the highest and lowest salaries of DPS; 1.46:1
4. The ratio of the highest and lowest salaries of employees; 67.0:1
5. The ratio of the highest salaries of Directors and the highest employees. 1.68:1

Number of Recipients and Total Amount of Variable Remuneration Guaranteed Without Condition

Throughout 2024, there were no recipients or total amounts of unconditional Variable Remuneration guaranteed to be provided by Bank Mandiri to prospective members of the Board of Directors, prospective members of the Board of Commissioners, and/or prospective employees during the first year of employment, as stipulated in Article 21 of OJK Regulation No. 45/POJK.03/2015.

Total Amount of Deferred Variable Remuneration

MRT	Deferred Variable Remuneration		Information
	Cash	Share (IDR)	
Board of Commissioners	-	4.356.643.200	Total blocked shares x closing trading price at the end of 2024 (as of December 30, 2024):
Board of Directors	-	25.391.429.700	Total blocked shares x closing trading price at the end of 2024 (as of December 30, 2024): 9,300,890 shares x IDR 2,730

Total Amount of Deferred Variable Remuneration Paid During 1 (One) Year

MRT	Deferred Variable Remuneration		Information
	Cash	Share (IDR)	
Board of Commissioners	-	2.121.920.269	Total blocked shares x execution share price: 690,900 shares x IDR 3,071.2408
Board of Directors	-	13.709.947.690	Total blocked shares x execution share price: 4,463,000 shares x IDR 3,071.2408

Total Remuneration Given in 1 (One) Year to MRT

Details of the amount of Remuneration given in 1 (one) year include:

		Fixed remuneration	Variable remuneration
Cash	Board of Commissioners	54.511.240.930	-
	Board of Directors	105.993.031.490	-
	Total Cash	**169.626.942.342**	-
Share	Board of Commissioners	-	2.121.920.269
	Board of Directors	-	13.706.947.690

Quantitative Information

Types of Variable Remuneration *)	Remaining Pending	Total Reduction During Reporting Period		
		Due to Explicit Adjustment (A)	Due to Implicit Adjustments (B)	Total (A)+(B)
Cash (in million rupiah)	2.234.722.931			
Shares / Share-based Instruments issued by the Bank (in shares and the nominal value in million rupiah, which is the conversion from the number of shares)	11.684.482.010			

Public Accountant

Appointment of Public Accountant

1. The appointment of PAF and PA as well as the determination of fees/honorarium for auditing the Company's ongoing books is carried out based on the proposal of the Board of Commissioners in accordance with the recommendations of the Audit Committee.
2. PAF and/or PA that have carried out audit work well, can be proposed again to audit the annual f inancial statements for the following financial year after considering the requirements in the applicable provisions. The requirements for auditing the Company's financial statements for the f inancial year ending December 31, 2023, as well as the Board of Commissioners' evaluation, are as follows:
   a. The Public Accounting Firm has a valid business license from the Ministry of Finance.
   b. The Public Accounting Firm is registered with the Public Accounting Firm Information System of the Supreme Audit Agency.
   c. The Public Accountants who become Signing Partners are registered as active at the Financial Professional Development Center of the Ministry of Finance, the Financial Services Authority, and State-Owned Banks, which are members of the State Bank Association.
   d. Affiliated as a member (not correspondence) of an international PAF.
   e. Experienced in auditing annual financial statements of commercial banks with breast more than Rp10 trillion.
   f. Experienced in auditing annual financial statements of Sharia banks or Sharia business units.

Public Accounting Firms, Accountant Names, and Fees

Table of Public Accounting Firms, Accountant Names, and Fees

Tahun	Public accounting firm	KAP Period	Name of Accountant (Responsible Partner)	AP Period	*Audit Service Fee**
2024	Rintis, Jumadi, Rianto & Partners Accounting Firm (a member firm of the PwC global network)	4th year of assignment	Lucy Luciana Suhendra	1st year of assignment	5.950.000.000
2023	Tanudiredja, Wibisana, Rintis & Partners Accounting Firm (a member firm of the PwC global network)	3rd year of assignment	M. Jusuf Wibisana	3rd year of assignment	5.600.000.000
2022	Tanudiredja, Wibisana, Rintis & Partners Accounting Firm (a member firm of the PwC global network)	2nd year of assignment	M. Jusuf Wibisana	2nd year of assignment	5.400.000.000
2021	Tanudiredja, Wibisana, Rintis & Partners Accounting Firm (a member firm of the PwC global network)	1st year of assignment	M. Jusuf Wibisana	1st year of assignment	5.100.000.000

*Including VAT & OPE

Other Services Provided by Accountants

Fees for other services provided by accountants totaled IDR3,799,000,000, with the following details:
1. Comfort Letter & AUP Default related to the issuance of Sustainability Sukuk
2. AUP on PSA 62 as of December 31, 2024
3. AUP on the Report of Performance Evaluation Results as of December 31, 2024
4. AUP on Custodian Services as of December 31, 2024

The Internal Control System

Bank BSI melaksanakan Sistem Pengendalian internal (SPI) secara efektif terhadap pelaksanaan kegiatan usaha dan operasional pada seluruh jenjang organisasi Bank BSI. Penerapan SPI secara efektif dapat meningkatkan kepatuhan terhadap ketentuan dan peraturan perudang-undangan, serta mengurangi risiko terjadinya kerugian, penyimpangan dan pelanggaran aspek kehati-hatian. Terselenggaranya SPI Bank BSI yang andal dan efektif menjadi tanggung jawab dari seluruh risk taking unit dan satuan kerja pendukung serta SKAI.

The internal control system is a continuous monitoring mechanism established by the Board of Directors with approval from the Board of Commissioners with the following objectives:

1. Maintain and secure Bank assets
2. Ensure the availability of more accurate reports
3. Increase compliance with applicable regulations
4. Reduce financial impacts/losses, deviations including cheating or fraud, and violations of prudential aspects
5. Increase organizational effectiveness and cost efficiency

The components of the Internal Control System implemented by the Bank refer to the provisions of banking regulators and take into account the principles/practices of internal control that apply internationally (International Best Practice), namely:

1. Internal Environment.
2. Objective Setting.
3. Event Identification.
4. Risk Assessment.
5. Risk Response.
6. Control Activities.
7. Information, Communication and Accountancy.
8. Monitoring.

Internal Environment

The Bank has commitments, behavior and concerns that are reflected in:

1. Human Resources Management (HR) In order to produce HR who have good integrity and competence and provide significant contributions, the Bank:
    a. Establish policies and procedures regarding human resource management.
    b. Plan employee adequacy and recruitment process according to the Bank's operational needs.
    c. Provide remuneration to employees (salary, bonus, etc.).
    d. Based on performance by considering the amount of remuneration for job groups in the peer group.
    e. Provide welfare facilities to employees (health, labor insurance, employee financing, employee retirement, etc.) according to the bank's capabilities.
    f. Implement an employee development system.
    g. Establish harmonious and mutually beneficial industrial relations and employee relations.
    h. Establish a termination system.
2. Organizational Structure
    a. In order to realize the vision and mission of the Bank, it establishes a flexible organization in line with the needs and developments of the banking industry and the Bank's business strategy.
    b. The Bank has an adequate organizational structure that reflects the division of duties and responsibilities as determined in accordance with applicable provisions.
    c. The Bank has a written policy regarding the provisions and procedures for changing the organizational structure.
    d. The Bank's organization is determined by the Board of Directors and approved by the Board of Commissioners.
3. Sharia Principles, Integrity, Ethical Values, and Competence
   The Board of Directors and Board of Commissioners have an obligation and commitment to build sharia principles, integrity, ethical values and fulfillment of the competencies of all parties and/or employees required to carry out their duties.
4. Leadership Style and Management Philosophy of Internal Bank Use.
    a. Bank management is carried out with reference to the principles of Good Corporate Governance including sharia principles.
    b. Bank decision-making is carried out, among others, through Board of Directors meetings and the Board of Directors is authorized to determine other mechanisms for decision-making.
    c. The Bank's decision-making process is carried out in a bottom-up and top-down manner.
    d. The Bank establishes policies aimed at preventing the emergence of opportunities for deviations or violations of the principle of prudence.
5. Commitment to competence
    a. All recruitment, development and career ladder processes are carried out by considering employee competency.
    b. Management assigns and places employees based on job exposure, level of knowledge, ability, mastery of technical competency and application of behavior and results of employee performance assessments.
    c. The Bank's decision-making process is carried out in a bottom-up and top-down manner. The Bank establishes policies that aim to prevent the emergence of opportunities for deviations or violations of the principle of prudence.
    d. Commitment to competency All recruitment, development and career ladder processes are carried out by considering employee competency.
    e. Management assigns and places employees based on job exposure, level of knowledge, ability, mastery of technical competency and application of behavior and results of employee performance assessments.

Objective Setting

The Bank sets targets as a requirement of the effective event identification, risk assessment and risk response process. The Bank's targets consist of:

1. High-level targets of strategic objectives and in line with the Bank's vision, mission, and operational principles.
2. Derivative targets of strategic objectives at the operational level (activities, work units, etc.).

Event Identification

1. In order to achieve targets, the Bank identifies events that have the potential to affect the Bank's ability to implement strategies and achieve targets effectively.
2. Identification is carried out on events that are estimated to have a negative impact (risk) that requires the Bank's assessment and response, as well as on events that are estimated to have a positive impact which are opportunities for the Bank to determine strategies to achieve the Bank's targets.
3. Banks are required to identify, measure, monitor and control risks against all material risk factors.
4. Implementation of the risk identification, measurement, monitoring and control process must be supported by:
   a. Timely management information system.
   b. Accurate and informative reports on the Bank's financial condition, functional activity performance and risk exposure.
5. Carry out the risk identification process by analyzing:
   a. The risk characteristics inherent in the Bank.
   b. Risks from the Bank's products and business activities.
   c. Experience of bank losses that have occurred.
6. Implement the risk measurement process through:
   a. Periodic evaluation of the suitability of assumptions, data sources and procedures used to measure risk.
   b. Improvement of the risk measurement system if there are changes in the Bank's business activities, products, transactions and risk factors, which are material.
   c. Conducting periodic measurements for products, portfolios and all of the Bank's business activities.
   d. Measuring risk both quantitatively and qualitatively, using methods determined by the regulator and/or developed by the Bank.
7. Carry out risk monitoring through:
   a. Evaluation of the risk exposure of all material transaction and business activities of the Bank and which have an impact on the Bank's capital condition.
   b. The Bank monitors compliance with internal limits. Internal Use of the Bank.
   c. The Bank monitors the consistency of the implementation of risk management with established policies and procedures.
   d. Improvement of the reporting process if there are changes in the Bank's business activities, products, transactions, risk factors, information technology and risk management information systems that are material.
8. Implement risk control processes to manage certain risks that may endanger the Bank's business continuity and in accordance with sharia principles.
9. Implement the function of controlling exchange rate risk and liquidity risk through the application of asset and liabilities management (ALMA).

Risk Assessment

Risk assessment is a series of actions carried out by the Bank in the context of identifying, analyzing and assessing the risks faced by the Bank to achieve the set targets

1. The Bank, through the work unit that has the function of managing Risk Management, continuously identifies and assesses aspects that influence the achievement of the Bank's targets.
2. Assessment of the effectiveness of implementing controls to prevent/minimize the occurrence of risks is carried out independently by the Internal Audit Work Unit so that the audit scope is broader and more comprehensive.
3. Risk assessment is carried out by:
   a. Identifying the types of risks faced by the Bank.
   b. Determining risk limits that serve as benchmarks for creating risk profiles in the form of data documentation, which is updated periodically.
4. Risk assessment is carried out on measurable (quantitative) risks, unmeasurable (qualitative) risks, and controllable and uncontrollable risks, taking into account the costs and benefits. If the Bank decides to take the risk, it is required to determine risk mitigation.
5. Risk assessment covers both individual and aggregate, including loan risk, market risk, liquidity risk, operational risk, legal risk, reputation risk, strategic risk, compliance risk, yield risk, investment risk, and integrated risk.

Risk Response

The Bank determines actions to respond to risks based on the assessment of relevant risks and controls. Response actions taken may include risk mitigation, or risk reduction, and/or risk sharing, and/or risk acceptance as implemented in the Bank's policies.

In considering response actions, the Bank considers costs & benefits, and selects response actions that lead to the likelihood and impact that are in accordance with the Bank's risk tolerance and risk appetite limits.

Control Activities – Financial and Operational Control

OPERATION CONTROL

a. Management Review (Top Level Review)
   - The Division Director periodically requests operational performance reports from work units under his/her supervision and instructs corrective actions or other directives.
   - The Head of the work unit periodically requests operational performance reports from officials under his/her supervision and reviews the realization and solutions for achieving targets (work plans).

b. Operational Performance Review (Functional Review) This review is carried out by the Head of the Work Unit, including:
   - Assessment of the Work Unit risk profile.
   - Operational data analysis.
   - Identification of the causes of deviations and corrective actions. towards the realization of target achievement.
   - Problems in the Work Unit that can harm the Bank both materially and immaterially.

c. Information Technology System (ITS) Control
   - Each job function in the Work Unit verifies the accuracy and completeness of transactions and carries out authorization procedures according to the provisions.
   - The Work Unit in charge of STI carries out general control and application control:
     1) General control.
        Covers data center operational control, software procurement and maintenance systems, access security and application system development and maintenance. The control is applied to servers, user workstations and internal/external networks.
     2) Application control.
        Applied to programs used by banks to process transactions to ensure all transactions are correct and accurate.

d. Physical Asset Control
   - The Bank establishes policies and Standard Operating Procedures regarding the management of Bank assets.
   - Management and control of Bank assets are carried out by all Work Units in charge of facilities and logistics.
   - Bank staff are required to maintain Bank assets in accordance with applicable provisions.

e. Documentation
   - The Bank prepares and documents adequate policies, procedures, systems, and accounting standards as well as audit processes.
   - The Bank updates documents periodically to describe the Bank's actual activities.
   - The Bank manages and controls documents so that they are always available for the benefit of internal auditors, public accountants and supervisory authorities.
   - The Internal Audit Work Unit assesses the availability and accuracy of the Bank's documents.

f. Banks are required to ensure that policies, procedures, systems and accounting standards as well as established audit processes are implemented by all levels of the organization.

SEPARATION OF FUNCTIONS ACTIVITIES

a. Determination of the limits of function, authority, and responsibility of the Bank's ranks is regulated in the organizational structure.
b. Functions that may not be performed concurrently include business, risk, and operations.
c. The Bank implements a separation of functions (segregation of duties/four eyes principal) between the functions of maker, examiner, decision maker, and supervisor in accordance with applicable policies and procedures to avoid any conflict of interest.
d. Check and Recheck Principle
   - Every activity/transaction contains elements of maker, checker, and approver.
   - The weight of responsibility between maker, checker, and approver is determined according to the limits of their respective authorities.
e. Banks are required to appoint alternate officials/officers if there are officials/officers who are absent or unable to carry out their duties in strategic positions.

Compliance Control with Other Statutory Regulations

Compliance control with laws and regulations ensures that all Bank business activities are carried out in accordance with sharia principles and applicable laws and regulations, both provisions issued by the government, banking regulators, Bank supervisory authorities and internal policies, provisions and procedures established by the Bank.

The Compliance Function plays an important role in creating a strong compliance culture across all levels of the organization. The Compliance Function ensures that the Bank continues to operate in compliance with applicable regulations, maintains customer integrity and trust, and supports the sustainability of the Bank's operations in a sound and regulatory manner. The duties and responsibilities of the Compliance Function include establishing steps to support the creation of a compliance culture, identifying and managing compliance risks, and assessing the effectiveness of existing policies, provisions, and procedures in the bank to comply with regulations set by the Financial Services Authority (OJK) and sharia principles for sharia commercial banks.

In addition, the Compliance Function is also responsible for reviewing and providing recommendations related to existing policies and procedures, so that they are always updated and adjusted to changes in laws and regulations. This is important to ensure that all bank policies and business activities remain in accordance with applicable provisions, both in terms of OJK regulations, Bank Indonesia (BI) regulations, and sharia principles governing sharia commercial banks and sharia business units.

The Compliance Function has carried out several activities to support compliance control with laws and regulations. The Compliance Function has conducted analysis and evaluation of the effectiveness, adequacy, and suitability of the Board of Directors' policies related to financing and non-financing. The Compliance Function also provides reviews, opinions, and responses to current policies and contracts used, to ensure compliance with applicable laws and regulations and sharia principles. In addition, the Compliance Function also ensures compliance with the provisions stipulated in the FSA and Bank Indonesia regulations, including those related to the implementation of Good Corporate Governance (GCG) Principles in Sharia Commercial Banks (BUS) and Sharia Business Units (UUS).

Information, Communication and Accountancy

INFORMATION SYSTEMS

1. The Bank has a Management Information System that integrates work activities in each Work Unit and provides accountable work activity reports.
2. The Management Information System includes financial information, compliance with provisions/regulations, market information, and implementation of risk management.
3. The Management Information System provides adequate evidence and documents to support the audit trail process.
4. The Bank has an up-to-date, documented, and tested contingency plan for the possibility of unforeseen events.
5. The Bank provides data and information that is relevant, accurate, timely, accessible to interested parties, and presented in a consistent format.
6. The Bank ensures that information security is implemented effectively so that the information managed maintains its confidentiality, integrity, and availability.
7. Information security is carried out on aspects of human resources and the process of using information technology.
8. Maintain the confidentiality and secrecy of customer information and their savings as referred to in the applicable laws and regulations in banking.
9. Comply with Bank confidentiality provisions in the event of a legal problem that requires information on depositors and/or their savings. In this case, the provisions on Bank Confidentiality do not apply to matters related to examination and evidence by authorized parties.
10. Implement information technology systems and information technology system security.

COMMUNICATION SYSTEM

1. The Bank has effective communication channels that enable all levels to understand and comply with applicable policies and procedures in carrying out their duties and responsibilities.
2. The Bank's organizational structure provides adequate information flow space, namely information upwards, downwards and across work units.

ACCOUNTING SYSTEM

Banks and bank staff involved in accounting systems are required to:

1. Prepare accounting provisions as a reference for work units in identifying, clarifying, recording/booking, and reporting Bank transactions.
2. Maintain accurate and consistent bookkeeping records of financial transactions carried out in accordance with policies and procedures.
3. Together with the Business Work Unit, periodically or at least every month, reconcile accounting data with data processed by the information system. Any deviations that occur must be immediately investigated and corrected. The reconciliation process must be documented.

Monitoring

1. Monitoring Activities and Corrective Actions for Deviations
   Monitoring activities are monitoring of deviations/nonconformities between processes and provisions. The Bank continuously monitors the adequacy and effectiveness of internal control implementation.
2. Correction of Weaknesses and Corrective Actions for Deviations
   Corrective action for deviations is the recovery of deviations/nonconformities between the process and the provisions and the determination of recovery efforts. Weaknesses in internal control, whether identified by operational work units (risk taking units), Internal Audit Work Units or other parties, must be immediately reported to and brought to the attention of authorized officials or Directors. Material weaknesses in internal control must also be reported to the Board of Commissioners.

Compliance with Committee of Sponsoring Organizations of Tradeway Commission (COSO)

The Internal Control System consists of 8 (eight) components that are interrelated with each other and are implemented effectively at all levels of the Bank Syariah Indonesia organization in order to oversee the achievement of the Bank's objectives. This Internal Control System is a development of 5 (five) main elements of the Internal Control System regulated by the Regulator based on OJK Regulation No. 35/SEOJK.03/2017 concerning Guidelines for Internal Control System Standards for Commercial Banks.

At BSI, the Internal Control System is manifested in the form of an Internal Control System Policy that refers to the 2008 COSO Model as developed by the Committee of Sponsoring Organizations of the Treadway Commission (COSO), which consists of:

1. Internal Environment
2. Objective Setting
3. Event Identification
4. Risk Assessment
5. Risk Response
6. Control Activity
7. Information & Communication
8. Monitoring

Evaluation of The Implementation of The Internal Control System

The Board of Directors is responsible for the implementation of a reliable and effective Internal Control System and has an obligation to improve an effective risk awareness culture and ensure that it is embedded at every level of the organization.

Internal Audit is responsible for evaluating and playing an active role in continuously improving the effectiveness of the Internal Control System related to the implementation of bank operations in achieving the targets set by the company. Internal Audit conducts periodic and incidental audits of all activities in the Work Unit.

The results of the Internal Control System review are submitted to the Board of Directors and Commissioners for follow-up and monitoring of its implementation effectively. In order to strengthen the Internal Control System, especially to control fraud incidents, BSI has implemented a comprehensive and integrated anti-fraud strategy as part of its strategic policy. Based on the evaluation that has been carried out during 2024, The results obtained show that the Internal Control System at BSI is generally adequate.

Statement of The Directors and/or the Board of Commissioners on The Adequacy of the Internal Control System

The Board of Directors is responsible for the implementation of a reliable and effective Internal Control System and has an obligation to improve an effective risk awareness culture and ensure that it is embedded at every level of the organization.

Internal Audit is responsible for evaluating and actively participating in continuously improving the effectiveness of the Internal Control System related to the implementation of Bank operations in achieving the targets set by the company. Internal Audit conducts periodic and incidental audits on all activities in the Work Unit.

The results of the Internal Control System evaluation are submitted to the Board of Directors and the Board of Commissioners for follow-up and monitoring of its implementation effectively. Based on the results of the evaluation of the implementation of the Bank's internal control system in 2024, the Board of Directors and the Board of Commissioners stated that the internal control system as a whole has been running adequately.

Risk Management

Along with external dynamics and BSI's products and services continue to develop, the implementation of risk management becomes very important. Not only as a form of commitment to compliance with laws and regulations, but also a careful attitude of management in managing the Bank. Hopefully, BSI's performance will continue to grow sustainably with the support of adequate risk management implementation. Through the implementation of appropriate risk management, it is expected to protect the Bank individually and its affiliated entities from the impact of changes in the business environment that have the potential to cause losses. In addition, the implementation of risk management is also expected to create added value for all stakeholders of the Bank. In accordance with regulations, Bank risk management is a series of methodologies and procedures used to identify, measure, monitor, and control risks arising from all Bank business activities. BSI always periodically evaluates the effectiveness of the risk management framework and conducts socialization in the organizational environment in order to create a good risk culture in the Bank's environment.

Basis of Implementing Risk Management

In implementing risk management, BSI refers to statutory provisions, including:

1. OJK Circular letter Number. 10/SEOJK.03/2014 dated June 11, 2014 concerning Assessment of the Health Level of Sharia Commercial Banks and Sharia Business Units.
2. OJK Regulation No. 8/ POJK.03/2014 dated June 13, 2014 concerning Assessment of the Health Level of Sharia Commercial Banks and Sharia Business Units.
3. OJK Regulation No. 17/ POJK.03/2014 dated November 18, 2014 concerning the Implementation of Integrated Risk Management for Financial Conglomerates.
4. OJK Regulation No. 21/ POJK.03/2014 dated November 18 2014 concerning Minimum Capital Requirements for Sharia Commercial Banks.
5. OJK Circular Letter No. 34/SEOJK.03/2015 dated 21 December 2015 concerning Calculation of Risk-Weighted Assets for Credit Risk Using the Standard Approach for Sharia Commercial Banks
6. OJK Circular Letter Number. 35/SEOJK.03/2015 dated December 21 2015 concerning Calculation of Risk-Weighted Assets for Market Risk Using Standard Methods for Sharia Commercial Banks.
7. OJK Circular Letter No. 34/SEOJK.03/2016 dated September 1, 2016 concerning the Implementation of General Bank Risk Management.
8. OJK Regulation Number 38/ POJK.03/2016 dated December 1, 2016 concerning the Implementation of Risk Management in the Use of Information Technology by Commercial Banks.
9. OJK Regulation No.11/POJK.03/2022 dated July 7, 2022 concerning the Financial Services Authority Regulation concerning the Provision of Information Technology by Commercial Banks.
10. OJK Regulation No. 57/POJK/POJK.03/2016 dated December 9, 2016 concerning the Implementation of Management in Commercial Banks that Provide Excellent Customer Services.
11. Financial Service Authority Regulation No. 65/ POJK.03/2016 dated December 23, 2016 concerning the Implementation of Risk Management for Sharia Commercial Banks and Sharia Business Units.
12. OJK Circular Letter No.21/SEOJK.03/2017 dated June 6, 2017 concerning the Implementation of Risk Management in the Use of Information Technology by Commercial Banks.
13. OJK Circular Letter No.12/SEOJK.03/2018 dated August 21, 2018 concerning the Implementation of Risk Management and Measurement of Standard Approaches for IRRBB for Commercial Banks.
14. OJK Circular Letter No.6/SEOJK.03/2020 dated April 29, 2020 concerning Calculation of ATMR for Operations Using the Standard Approach for Commercial Banks.
15. OJK Regulation No. 37/ POJK.03/2019 dated December 19, 2019 concerning Transparency and Publication of Bank Reports.
16. Bank Indonesia Regulation No. 23/17/PBI/2021 dated December 17, 2021 concerning the Third Amendment to Bank Indonesia Regulation No. 20/4/PBI/2018 concerning the Macroprudential Intermediation Ratio and Macroprudential Liquidity Buffer for Conventional Commercial Banks, Sharia Commercial Banks and Sharia Business Units.
17. OJK Regulation No. 14/ POJK.03/2017 dated April 7, 2017 concerning Action Plan (Recovery Plan) for Systemic Banks.
18. OJK Regulation No. 11/ POJK.03/2019 dated March 28, 2019 concerning the Principle of Prudence in Asset Securitization Activities for Commercial Banks.
19. OJK Circular Letter No. 34/ SEOJK.03/2016 concerning the Implementation of Commercial Bank Risk Management.
20. OJK Circular Letter No. 29/ SEOJK.03/2022 concerning the Resilience and Cyber Security of Commercial Banks.
21. OJK Circular Letter No. 25/ SEOJK.03/2023 concerning the Implementation of Risk Management for Sharia Commercial Banks and Sharia Business Units.

Risk Management System

In implementing the risk management system, the Bank refers to 4 (four) pillars of risk management implementation, namely:

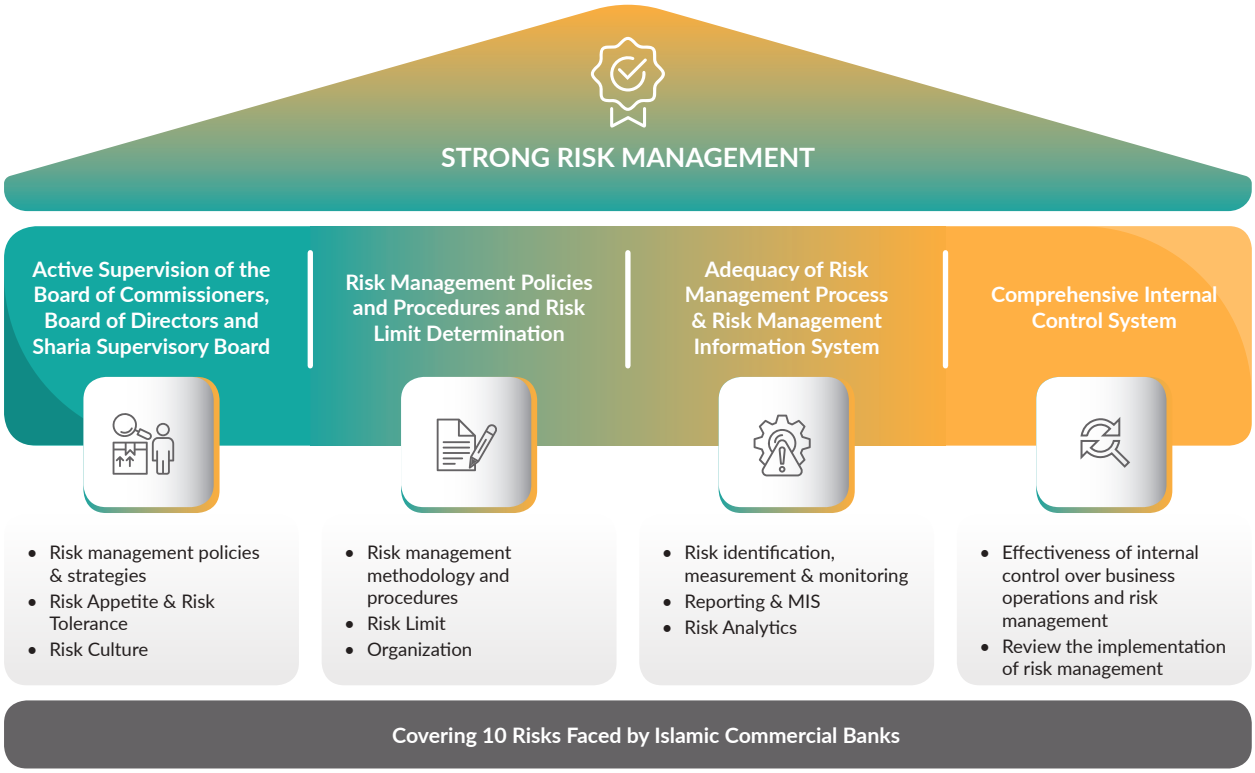

Active Supervision by The Board of Commissioners, Board of Directors and Sharia Supervisory Board

The Board of Commissioners, Board of Directors, and Sharia Supervisory Board have a joint responsibility in ensuring the effectiveness of risk management implementation at BSI. Supervision carried out by the Board of Commissioners takes place periodically through the working mechanisms of the Risk Monitoring Committee, the Integrated Governance Committee, and the Audit Committee. In addition, coordination between the Board of Commissioners and the Board of Directors and executive officers of the bank is also carried out through routine meetings, such as the Board of Commissioners and Board of Directors Meeting.

The Board of Directors carries out active supervision with high intensity through various existing committees, such as the Risk Management Committee, ALCO Committee, IT Steering Committee, Business Committee, Financing Committee, Policy and Procedure Committee, HR Committee, and BCM Steering Committee. Internal coordination at the Board of Directors level is also strengthened through regular meetings, including the Board of Directors Meeting and the Division Directors Meeting. The Sharia Supervisory Board conducts periodic supervision through meetings with all executive ranks of the bank. They also continuously build constructive communication with the Board of Commissioners and Board of Directors to ensure alignment in the management of sharia principles and risk management.

Thus, these three parties work synergistic-ally in supervising and optimizing the implementation of risk management at Bank BSI.

Risk Management Policies and Procedures and Risk Limit Determination

The Bank creates and establishes risk management policies by taking into account the vision, mission and strategic plan and establish procedures and implementation provisions for transaction/activity limits, products and the Bank's portfolio.

RISK MANAGEMENT POLICY

Policies and procedures are prepared and implemented by taking into account the characteristics, size and complexity of the business, the level of risk taken, risk tolerance, risk profile, as well as provisions of laws and regulations, other applicable provisions, sharia principles, and/or soundness banking practices. The Bank establishes basic provisions in implementing risk management, including:

1. Determination of risks associated with business activities is based on the results of the Bank's analysis of the risks inherent in each business activity according to the characteristics, size and complexity of the business.
2. Determination of methods for identifying, measuring, monitoring and controlling risks as well as a risk management information system to accurately assess risk exposure in each business activity.
3. Determination of data to be reported, report formats and types of information to be included in the risk management report so as to reflect the risk exposure that is considered in making business decisions while still considering the principles of prudence and sharia principles.
4. Determination of authority and limit amounts in stages, including transaction limits that require the approval of the Board of Directors, as well as determination of risk tolerance which is the Limit of potential losses that can be absorbed by the Bank's capital and a means of monitoring the development of the Bank's risk exposure.
5. Determination of risk profile ratings as a basis for the Bank to determine corrective measures for certain business activities and to evaluate the results of implementing risk management policies and strategies.
6. Organizational structure that clearly defines the roles and responsibilities of the Board of Directors, Board of Commissioners, DPS, committees, Risk Management Work Unit, operational work units, SKAI and other supporting work units.
7. Determination of the internal control system in the implementation of risk management is carried out to ensure the Bank's compliance with the provisions of laws and regulations, other applicable provisions, sharia principles and internal provisions of the Bank, the effectiveness and efficiency of the Bank's operational activities, the effectiveness of risk culture at all levels of the Bank's organization, and the availability of complete, accurate, current, complete and timely risk management information.
8. Business continuity plan policy (business continuity plan or business continuity management) for the possibility of the worst external and internal conditions, so that the Bank's business continuity can be maintained including the disaster recovery plan and contingency plan.

PROCEDURES AND LIMIT DETERMINATION

ensuring risk exposure remains under control, Bank BSI provides adequate policies and procedures as a reference for all work units. This includes setting risk limits designed to minimize potential losses and maintain bank stability. This risk management is inherent in every BSI operational and business activity.

During controlling risks originating from internal and external factors, Bank BSI establishes a Risk Appetite Statement (RAS) and risk limits. RAS serves as a guide to accepting, monitoring, avoiding, or maximizing risks related to existing business opportunities. With RAS, bank BSI can run its business dynamically and achieve its predetermined targets, while maintaining the risk level within manageable limits.

The Bank determines risk limits in accordance with the level of risk to be taken, risk tolerance, and the Bank's overall business strategy by taking into account the Bank's capital capacity to absorb risk exposure or losses that arise, past loss experience, HR capacity and compliance with statutory regulations, applicable provisions and sharia principles.

Procedures and risk limit determination include:
1. Clear accountability and delegation of authority.
2. Adequate documentation of procedures and limit determination to facilitate the implementation of reviews and audit trails.
3. Implementation of periodic reviews of procedures and limit determination at least 1 (one) time in 1 (one) year or at any time, in accordance with the type of risk, needs and development of the Bank.
4. Comprehensive determination of limits on all aspects related to risk, which includes overall risk limits, limits per type of risk, and limits per functional activity of the Bank that has risk exposure.

The amount of risk limit is proposed by the relevant operational work unit, which is then recommended to the SKMR to obtain approval from the Board of Directors through the Risk Management Committee.

Adequacy of Risk Management Process

Bank BSI implements a risk management process that includes the activities of identifying, measuring, monitoring and controlling risks as well as the availability of an adequate information system. The Bank manages all types of risks related to the Bank's business operations in accordance with regulatory provisions, namely credit risk, operational risk, liquidity risk, market risk, legal risk, compliance risk, reputation risk, strategic risk, yield risk and investment risk in a comprehensive and integrated manner.

1. Risk Identification
   a. The Bank identifies the risk characteristics inherent in all Bank activities including emerging risks.
   b. The Bank identifies the risks of the Bank's products and business activities.
   c. The Bank identifies risks to all risks periodically including sharia risk.
   d. The Bank identifies risks to all risks periodically including sharia risk.
   e. Creates a method or system to carry out the risk identification process for all products and business activities.
   f. The Bank identifies risks by ensuring that the risks of new products and business activities have gone through the implementation of proper risk management before the product or business activity is issued.

2. Risk Measurement
   a. The Bank evaluates the suitability of assumptions, data sources and procedures used to measure risk periodically. Evaluations are conducted at least quarterly or at any time adjusted to the development of the Bank's business and external conditions that directly affect the Bank's condition.
   b. The Bank conducts periodic risk measurements for products, portfolios and all of the Bank's business activities.
   c. The Bank adjusts the risk measurement system if there are changes in the Bank's business activities, products, transactions, risk factors, which are material and can affect the Bank's financial condition.
   d. The Bank conducts risk measurements both quantitatively and qualitatively, using models/methods determined by the regulator and/or developed by the Bank.
   e. The Bank applies risk measurement models/methods in accordance with the data reporting system required by Bank Indonesia and/or OJK.
   f. The Bank needs to conduct validation in order to overcome weaknesses that may arise from the use of risk measurement models/methods. The validation is carried out by the work unit that carries out the internal audit function and/or other work units that are independent of the work unit that applies the risk measurement model/method.
   g. The Bank evaluates the risk measurement system periodically or at any time if necessary to ensure the suitability of assumptions, accuracy, fairness and integrity of data, and procedures used to measure risk.
   h. The Bank conducts stress testing and reviews stress testing results periodically to take appropriate steps in the event of estimated conditions exceeding acceptable tolerance levels. The results of stress testing and reviews become input in determining or changing the Bank's risk policies and limits.
3. Risk Monitoring
   a. The Bank evaluates risk exposure through monitoring and reporting risks that are material or have an impact on the Bank's capital condition.
   b. The Bank adjusts the reporting process in the event of changes in business activities, products, transactions, risk factors, information technology, and the Bank's risk management information system that are material.
   c. The Bank creates a risk monitoring system and procedures that include monitoring the amount of risk exposure, risk tolerance, compliance with internal risk limits and stress testing results, and consistency of implementation with established policies and procedures.
   d. The Bank prepares an effective backup system and procedures to prevent disruptions in the risk monitoring process and periodically checks and re-evaluates the backup system.
   e. The Bank monitors the consistency of the implementation of risk management with established policies and procedures.
   f. Each work unit is responsible for monitoring risk exposure in its work unit.
4. Risk Control
   a. The Bank creates an adequate risk control system by referring to established policies and procedures.
   b. The Bank carries out a risk control process adjusted to the risk exposure or the level of risk to be taken and risk tolerance, as well as sharia principles.
5. Risk Management Information System
   The bank develops a risk management information system that includes reports or information including:
   a. Risk exposure, both quantitative and qualitative exposure, overall (composite), per type of risk and per type of functional activity.
   b. Compliance with policies and procedures and limit setting.
   c. Realization of risk management implementation compared to the set targets.

Comprehensive Internal Control System

The Bank establishes an internal control system by referring to established policies and procedures. The Bank applies the principle of separation of functions (segregation of duty) and dual control in every operational activity.

The internal control system in implementing risk management includes:

1. Conformity between the internal control system and the type and level of risk inherent in the Bank's business activities.
2. Authority and responsibility for monitoring compliance with policies, procedures and limits.
3. Clear reporting lines and separation of functions from operational work units to work units that carry out control functions.
4. Organizational structure that describes the duties and responsibilities of each unit and individual.
5. Accurate and timely financial and operational reporting.
6. Adequacy of procedures to ensure the Bank's compliance with the provisions of laws and regulations, other applicable provisions, sharia principles, and the Bank's internal provisions.
7. Independent review of the Bank's policies, frameworks and operational procedures.
8. Testing and review of the management information system.
9. Documentation of operational procedures, audit findings, and the Bank's response to audit results.
10. Periodic and continuous verification and review of the Bank's handling of weaknesses and the Bank's actions to correct deviations that occur.

Review and evaluation are conducted periodically, at least annually by SKMR and SKAI. The frequency of review and evaluation can be increased in accordance with the development of the Bank's risk exposure, market changes, measurement and management methods.

Risk Profile and Management

Local Risk and Investment Risk

Loan risk can arise from various Bank business activities, including provision of funds, securities, acceptances, interbank transactions, trade financing transactions, exchange rate transactions, and commitment and contingency obligations. Loan risk can also result from the provision of funds concentrated on one or a group of debtors, geographic areas, products, types of financing or certain business fields.

In its management, Bank BSI has an organizational device for credit and investment risk management to ensure that the bank's financing activities run according to the principle of prudence. The bank has three organizational pillars in the financing process:

- First pillar: Business unit tasked with initiating business.
- Second pillar: Risk assessment unit tasked with analyzing financing risks.
- Third pillar: Financing operation unit that maintains the financing disbursement process independently

Additionally, Bank BSI has established a recovery unit tasked with handling problematic financing. This unit operates independently of the business units and risk assessment units that provide financing.

Bank BSI has prepared financing policies and procedures to support healthy financing management, in accordance with the principle of prudence, and in accordance with sharia principles. These policies and procedures include: Risk Management Policy, Financing Policy, Financing Business Standard Procedure, Portfolio Guideline Business Standard Procedure, Product Manual, and Operational Technical Instructions for each financing segment.

The Bank also set internal limits such as BMPD (in-house), credit line, authority to decide on financing, industrial sector portfolio, and securities investment portfolio limits. At the transactional level, the Bank sets limits on the authority to decide on financing, including for securities investment. The Bank establishes a procedure for determining loan risk limits adjusted to the level of risk to be taken (risk appetite) and risk tolerance.

In more detail, Bank BSI manages credit risk through the following steps:

a. Direction of Financing Expansion
   Bank BSI's financing expansion refers to the Portfolio Guideline, which includes:
   1) Industry Class
      The Bank manages financing risk by determining the classification of the target market industry sector. The Bank divides the industry class into four groups: attractive, neutral, selective, and alert. Of the 101 classified industry sectors, financing is directed at sectors/business fields with attractive and neutral classifications.
   2) Industry Limit
      To manage the risk of financing portfolio concentration, the Bank sets a financing portfolio limit for each industry sector. This limit is set based on the industry class criteria of each sector.
   3) Industry Acceptance Criteria
      The Bank establishes Industry Acceptance Criteria as the initial process to determine potential target customers in an industrial sector. This criterion is formulated based on critical factors from each industrial sector, both measured quantitatively as well as qualitatively.
b. Determination of Acquisition Method and Customer Risk Measurement
   The Bank uses an acquisition method through the originating system, Risk Acceptance Criteria, retail financing scoring, and financing risk rating for more than IDR 1.5 billion SME financing and wholesale financing.
c. Early Warning System
   The Bank uses tools such as watchlist tools to detect customer conditions early. This allows the Bank to set account strategies, including collection, recovery, or restructuring activities. This system also includes portfolio alerts to monitor the performance of the financing portfolio and ensure compliance with risk limits set by the Bank and regulators.
d. Development of Rescue Tools
   The Bank develops rescue tools as a tool to monitor efforts made to problematic financing. This tool is used to minimize potential losses for the Bank and to rescue financing that has been provided to customers with business prospects, performance, ability to pay, and good faith.
e. Implementation of Stress Tests
   The Bank periodically and incidentally carries out stress tests on extreme yet plausible conditions. The goal is to anticipate the adverse impacts of changes in external conditions, such as macroeconomic changes, which may affect the Bank's financing performance.
f. Determination of Financing Term
   The Bank determines the financing term by considering the type of financing, yield, liquidity, and potential risk.
g. Risk Limit Adequacy Evaluation
   The Bank routinely conducts studies or evaluations of the adequacy of risk limits to ensure compliance with operational and regulatory needs.
h. Internal Control System
   The Bank establishes an internal control system integrated into the financing system and procedures to ensure the effectiveness of risk management.

Concerning integrate data in credit risk management, Bank BSI has a Management Information System (MIS) that provides credit risk management data. The bank reports credit risk exposure routinely, both for internal and external needs.

Market Risk

Bank BSI has exposure to market risk from treasury activities and investments in the form of marketable securities, money markets, forex (foreign exchange), and gold products due to the existence of gold supplies. Market risk management aims to minimize the negative impact of market variable movements on the Bank's portfolio.

Bank BSI applies the principle of segregation of duty by separating the functions between front office, middle office, and back office in carrying out securities and forex transactions:

a. Front Office
   The business unit or treasury unit performs the front office function as the executor of treasury transactions. This function acts as the first line of defense that directly performs transactions.
b. Middle Office
   The risk management unit performs the second line of defense function. Its duties include reviewing risk limits, measuring risk, and monitoring market risk exposure.
c. Back Office
   The operational work unit performs the back office function by performing settlement and bookkeeping of transactions.

Bank BSI also establishes policies, procedures, and limits as guidelines for implementing market risk management, including: Risk Management Policy, Treasury Policy, Treasury and International Banking Business Standard Procedures, PTO Asset and Liability, PTO Market Liquidity Risk Tools, and other market risk management provisions.

Interest Rate Benchmark Risk

In the process of managing interest rate benchmark risk, BSI takes the following steps:

a. Risk Identification
   Identification is carried out on the bank products and activities to identify the existence of interest rate benchmark risks and the sources of risk. The goal is to control and minimize risks. The results of the identification are also used to provide recommendations to business units and management.
b. Risk Measurement
   Risk measurement uses two methods, namely the Standard method and the internal method, namely Value at Risk (VaR). VaR describes the maximum potential loss due to the movement of securities yields under normal market conditions.
c. Risk Exposure Monitoring
   Risk exposure monitoring is carried out daily, weekly and monthly through the Bank's treasury system.
d. Risk Control
   Risk control is carried out by setting trading limits for securities. If there is an unrealized loss due to a decrease in the market price of securities, the Bank can sell or cut losses according to the established mechanism in order to avoid greater losses. Determination of the market price of trading securities is carried out daily using market prices from independent sources.

Exchange Rate Risk

Bank BSI manages exchange rate risk through the following steps:

a. Risk Identification
   Identification is carried out on bank products and activities to identify the existence of exchange rate risks and their sources. The goal is for risks to be controlled and minimized.
b. Risk Measurement
   Risk measurement using the Value at Risk (VaR) tool. The Bank also maintains the Net Open Position (PDN) according to the established limit.
c. Risk Exposure Monitoring
   Risk exposure monitoring is carried out daily, weekly and monthly through the Bank's treasury system.
d. Risk Control
   Risk control is carried out by setting limits and balancing foreign exchange positions (squaring position).

In addition, the Bank conducts stress tests to test the Bank's resilience in facing crisis conditions and prepares the necessary strategies in the event of a crisis. The Bank routinely conducts market risk stress tests to assess the Bank's ability to deal with changes in economic indicators.

In developing the Risk Management Information System, Bank BSI has a Treasury Core System that can provide data for measuring market risk. The Bank routinely reports market risk management exposure to internal and external parties.

Trading Book and Banking Book Portfolio Management and Valuation Methodology

a. Trading Book
   Trading book portfolio management is carried out in accordance with established limits and regulatory restrictions. The Bank performs daily mark-to-market of trading securities using market prices from independent sources, such as the Indonesian Securities Price Appraiser, Bloomberg, or Reuters.
b. Banking Book
   Market risk in the banking book is the risk of a decrease in profitability and economic value of capital due to changes in market returns and exchange rates. Market risk management in the banking book is carried out through a review of asset and liability prices to ensure maximum returns.

Liquidity Risk

Bank BSI manages liquidity risk to maintain the adequacy or availability of funds to meet the Bank's obligations. Liquidity risk can arise from functional activities of financing, treasury and investment, as well as funding and issuance of securities. This risk is divided into two main categories:

a. Funding Liquidity Risk
   This risk arises when the Bank is unable to liquidate its assets or obtain funding from other sources. The inability to obtain sufficient cash flow that creates liquidity risk can be caused by:
   1). Inability to generate cash flow from productive assets derived fro the sale of assets including liquid assets.
   2). Inability to generate cash flow derived from raising funds from the public, issuing securities, and loans received from other parties.
b. Market Liquidity Risk
   This risk occurs when the Bank is unable to close a certain position at market price due to inadequate market liquidity conditions or market disruptions.

In its management, Bank BSI applies the principle of separation of functions (segregation of duties), including:
a. Front Office: Treasury unit as the transaction executor.
b. Middle Office: Risk management unit tasked with conducting limit reviews and risk measurements.
c. Back Office: Operational unit tasked with conducting settlement and transaction bookkeeping.

Bank BSI establishes policies, procedures, and limits as guidelines in managing liquidity risk, including: Risk Management Policy, Treasury Policy, Treasury and International Banking Standard Business Procedures, PTO Asset and Liability, PTO Market and Liquidity Risk Tools, and establishes the following liquidity indicators/limits:
- Minimum Reserve Requirement (GWM)
- Safety Level
- Core Depositors
- Net Stable Funding Ratio (NSFR)
- Liquidity Coverage Ratio (LCR)
- Liquid Assets to Non-Core Deposits (AL-NCD)
- Liquid Assets to Third Party Funds (DPK)

Bank BSI manages liquidity risk through the following steps:
a. Liquidity Risk Identification
   Identification is carried out on the Bank products and activities to detect potential liquidity risks.
b. Placement of Funds in High-Quality Liquid Assets
   The Bank places funds in high-quality liquid assets as liquidity reserves.
c. Liquidity Ratios Measurement
   Banks measure liquidity ratios such as cash flow projections, liquidity gaps, LCR, and NSFR.
d. Maintaining Access to the Sharia Interbank Money Market
   The Bank ensures access to the Sharia Interbank money market to support liquidity.
e. Implementation of Liquidity Risk Stress Test
   The Bank conducts liquidity risk stress tests periodically to assess the adequacy of liquidity in facing changes in economic indicators, including the preparation of a recovery plan.
f. Determination of Liquidity Risk Limits
   The Bank determines liquidity risk limits according to internal conditions and applicable regulatory provisions.
g. Liquidity Ratio Monitoring
   The Bank monitors the liquidity ratio regularly to ensure compliance with the established limits.
h. Determination of Early Warning Indicators and Emergency Funding Plan (LCP)
   The Bank determines early warning indicators and Liquidity Contingency Plan (LCP) through mechanisms such as: Use of money market instruments, Sale of securities, Increase in the return ratio of funds, and Use of loan facilities from Bank Indonesia.
i. Monitoring External Indicators
   The Bank monitors the movement of external indicators such as the USD/IDR exchange rate, government securities yield, market yield rates, gold prices, and current market information.

Bank BSI has a Management Information System (MIS) that provides data and information for measuring liquidity risk. The Bank periodically submits liquidity risk exposure reports to internal and external parties.

Operational Risk

Banks are exposed to operational risks due to inadequate and/or dysfunctional internal processes, human, system failures and/or external events that affect the Bank's operations. Operational risks can occur in all Bank activities, so that Bank BSI implements a comprehensive operational risk management framework throughout the organization including all lines of the Bank's business, both in the first-line unit, second-line unit, and third-line unit.
a. Separation of Functions and Responsibilities
   The Bank applies the principle of separation of duties and responsibilities (segregation of duties) through the separation of maker, checker, and approver/authorizer functions, as well as a dual control mechanism in each transaction.
b. Operational Risk Management Strategy
   The Bank establishes a strategy for all activities that have significant operational risk exposure. The Bank internalizes operational risk management policies into the bank's business

processes and supporting activities. The procedures derived from this policy include general operational controls that apply across the Bank's business lines and supporting activities, as well as operational controls specific to the characteristics of each business line and business support activities.

Additionally, the Bank establishes a Business Continuity Management (BCM) policy as a guideline to ensure the continuity of the Bank's operations during a disaster, Anti Money Laundering (APU), Prevention of Terrorist Financing (PPT), and Prevention of Proliferation of Mass Destruction Weapons Financing policies in order to implement Customer Due Diligence (CDD) or Enhanced Due Diligence (EDD), an anti-fraud risk management policy as a guideline for implementing anti-fraud, provisions for managing risk in cooperation with other parties, and an information technology risk management policy.

The Bank evaluates policies, standard procedures, and technical guidelines periodically, at least once a year, based on the needs and changes in internal and external conditions.

c. Identification and Measurement of Operational Risk
   The Bank identifies operational risks based on their causal factors across all functional activities and products, including through Risk Self-Assessment (RCSA), Risk Mapping, and Event Analysis.

   The operational work unit identifies operational risks inherent in all products and activities carried out, including emerging risks. Several methods are used in measuring risk, both quantitatively and qualitatively, including Risk Control and Self Assessment (RCSA), Key Risk Indicators (KRI), Loss Event Database (LED) and other measurements. The Bank develops a database on losses caused by operational risks and other operational issues that may cause losses in the future.
d. Operational Risk Mitigation
   To mitigate operational risk, the Bank implements the following measures including securing information technology processes, insurance coverage, and outsourcing certain operational activities

The Bank periodically reviews procedures, documentation, contingency plan data processing systems and other operational practices. The Bank sets operational transaction limits to uphold the principle of prudence without hindering operational activities. Periodic evaluations of operational risk limits are conducted, covering Head Office, Regional, Area, and Branch Operational Transaction Limits, Electronic Channel Transaction Limits (Internet Banking, ATM, and Mobile Banking), Procurement Limits, Custodian Limits, and Bulk Transaction Limits.

Business Continuity Management (BCM)

BSI implements BCM to ensure the continuity of the Bank's operations in the event of a disaster. In 2024, the Bank strengthened its BCM through various initiatives, including updating the BCM Standard Procedures, Business Impact Analysis (BIA), and Risk Assessment (RA); developing disaster response safety briefings; conducting Emergency Response Plan simulations for fire disasters; testing the Business Continuity Plan (BCP) for the Head Office via the Business Recovery Center (BRC) in Fatmawati; conducting Call Tree and Tabletop exercises at both the Head Office and branch network; periodically testing the Disaster Recovery Plan (DRP) for BSI's critical applications; promoting BCM awareness to work units at the Head Office and branch network; obtaining ISO 22301 BCM certification; and establishing an IT Crisis Management Team (CMT) to strengthen BCM governance.

Operational Risk Management Tools

BSI applies the following operational risk management tools:

a. Risk & Control Self-Assessment (RCSA)
   RCSA is used to identify, measure, monitor, and mitigate operational risk. It is conducted independently by work units and reviewed by SORH/RBC. The RCSA process follows an end-to-end approach to ensure comprehensive risk identification and early mitigation. RCSA is conducted on a monthly basis.
b. Key Risk Indicator (KRI)
   KRI is used for early detection of indicators that may increase operational risk exposure by setting specific thresholds. Work units monitor KRI monthly.
c. Loss Event Database (LED)
   LED is used to record operational loss events experienced by the Bank. Incidents are recorded immediately upon occurrence and reported monthly.
d. Control Testing (CT)
   CT is used to assess the adequacy of operational controls and ensure continuous improvement. CT has been implemented in the financing business processes, including pawn financing, micro, consumer vehicle, commercial, corporate, and branch operations. CT is conducted by RBC and DCOR through regular onsite reviews.

Legal Risk

Legal risk arises from lawsuits and/or weaknesses in legal aspects. This risk may stem from the absence of underlying laws and regulations or weakness in the agreement, such as failure to fulfill the requirements for the validity of the agreement or inadequate collateral binding. As a company governed by the laws of the Republic of Indonesia, the Bank must comply with all laws and regulations issued by Bank Indonesia and the Financial Services Authority (OJK) as regulators in the banking industry, as well as other provisions related to the Bank's business activities.

Legal risks that may arise include claims for material or immaterial damages if the Bank fails to comply with the applicable laws and regulations. If a claim for damages against the Bank is material, it may directly affect the Bank's financial performance.

Legal risk measureent is carried out to determine the Bank's potential losses due to lawsuits, weaknesses in obligations, and the absence and/or changes in provisions. The Bank uses legal risk measurement indicators/parameters, including:

1. Potential losses due to litigation claims
2. Cancellation of agreements caused by weaknesses in obligations
3. Changes in laws and regulations that result in the Bank's products and activities not being in line with statutory provisions.

To manage legal risk, the Bank undertakes the following actions:

a. Reviewing policies and standard operating procedures related to legal risk management under the applicable regulations.
b Strengthening the legal organization.
c. Standardizing contracts and cooperation agreements in compliance with prevailing regulations.
d. Establishing policies for litigation reserves.

Compliance Risk

Compliance risk arises from the Bank's failure to adhere to and/or implement applicable laws, regulations, and Sharia principles. In the banking industry, the Bank is required to comply with regulations issued by the Government, Bank Indonesia, the Financial Services Authority (OJK), and the National Sharia Board. In general, compliance risk is closely related to prevailing laws and regulations governing the Bank, including:

a. Minimum Capital Adequacy Ratio (CAR);
b. Quality of Earning Assets;
c Asset Provisioning (PPA);
d. Legal Lending Limit;
e. Good Corporate Governance (GCG); and
f. Bank Business Plan (RBB).

The Bank's inability to comply with all laws and regulations related to banking activities may impact its sustainability.

To manage compliance risk, the Bank undertakes the following actions:

a. Enhancing awareness of Good Corporate Governance (GCG) and the code of conducts.
b. Strengthening GCG implementation and ensuring that all financing debtors meet financing requirements.
c. Preparing and submitting GCG reports to the Financial Services Authority (OJK).
d. Enhancing the implementation of Know Your Customer (KYC), Anti-Money Laundering (AML), and Counter-Terrorism Financing (CTF) measures.
e. Strengthening compliance certification implementation.
f. Collaborating with the Sharia Supervisory Board to ensure the Bank's compliance with Sharia principles.
g. Empowering Sharia Compliance to review and analyze the Bank's products and activities under Sharia principles.

Reputation Risk

Reputational risk can arise from various Bank business activities, such as:

a. Incidents that can reduce the Bank's reputation, including negative news in the mass media and customer complaints.
b. Other things that can reduce the Bank's reputation include a decline in the Bank's performance, weaknesses in the Bank's governance, violations of business ethics and lawsuits

To address this risk, the Bank establishes a strategy for all activities that have significant exposure to reputational risk. The Bank establishes communication procedures to respond to negative news/publications or prevent information that tends to be counterproductive. Additionally, the Bank establishes procedures for handling customer complaints and strategies for effective media use to respond to negative news

As a precautionary measure, the Bank has a protocol for managing reputation during a crisis that includes a crisis management structure and standard crisis management procedures.

The Bank identifies reputational risk using several sources of information including mass media coverage, public opinion in social networks, customer complaints and customer satisfaction surveys, including the amount of potential losses caused by reputational risk events. To monitor reputational risk, the Bank uses early warning indicators in monitoring reputational risk including the number and scope of negative publications and the frequency of customer complaints. Each work unit is required to report incidents in their respective work units that affect the Bank's image/reputation to the work unit that functions to manage communication to stakeholders.

The Bank establishes a mechanism for carrying out reputation risk control measures. Reputation risk control is carried out through, among others:

a. Prevention of incidents that could pose a reputational risk, through:
    1) Follow-up and resolution of customer complaints and legal cases that have the potential to increase risk exposure.
    2) Strengthen external and internal communication to control potential exposure to reputational risk.
    3) Regular communication/education to stakeholders in order to build a positive reputation from stakeholders.
b. Restoring the Bank's reputation after an incident that causes reputation risk, namely all Bank responses to restore the reputation and prevent the Bank's reputation from getting worse further.

Strategic Risk

Strategic risks can arise from weaknesses in the strategic formulation process and inaccuracies in strategy formulation, inadequate management information systems, inadequate results of internal and external environmental analysis, overly aggressive strategic goal setting, inaccuracies in strategy implementation and failure to anticipate changes in the business environment.

To address this risk, the Bank establishes the adequacy of procedures to be able to identify and respond to changes in the business environment. The Bank establishes general strategic risk limits, including those related to deviation limits from established business targets, such as

- Budget deviation limits,
- Target deviation limits for achieving/completing strategic initiatives.

The Bank identifies strategic risks using data from regulators/ mass media and reports on realization of business targets/work unit performance. Risk analysis of strategies that require a lot of resources and/or are high risk such as strategies to enter new markets or diversification strategies in the form of products and services.

The Bank also identifies and records deviations or discrepancies as a result of the implementation of business strategies or business plans that are not realized or are ineffective, especially those that have a significant impact on the Bank's capital. The Bank records and administers the experience/deviations in the implementation of the strategic plan. The Bank evaluates the Bank's competitive position in the Industry. The Bank controls strategic risks by conducting performance reviews of business realization.

Return Risk

The risk of returns arises, among others, due to changes in the behavior of third-party fund customers of the Bank caused by changes in expectations of the rate of return received from the Bank. Changes in expectations can be caused by internal factors such as a decrease in the value of the Bank's assets and/or external factors such as an increase in the return/yield offered by other banks. Changes in expectations of the rate of return can trigger a transfer of funds from the Bank to other banks. The management of return risk aims to minimize changes in the behavior of third-party fund customers through the management of the rate of return so that it remains competitive with the market.

The Bank establishes strategies for all activities that have significant exposure to return risk by considering:

1. Economic and market conditions and their impact on the Bank's return risk.
2. The Bank's expertise in generating profits in a particular market and the ability to identify, monitor and control return risks in that market.
3. The Bank's portfolio mix and diversification.

The Bank establishes policies and procedures for managing yield risk including asset and liability management organization, asset and liability composition and risk measurement. The Bank has procedures including regarding the assessment of mismatch between assets and liabilities based on the timing of financing yield adjustments and third party funds and their mechanisms for both financing and third party funds. The Bank establishes limits to manage yield risk consistently, including to limit the concentration of funding sources, instruments, market segments or certain yields

The Bank monitors the yield risk exposure continuously against all risk exposures including the potential for a decline in yield income. The Bank monitors the yield risk exposure through gross revenue reports, evaluation of net yield income realization against targets and other reports.

Recovery Plan

Recovery Action Plan is a plan to overcome financial problems (financial stress) that may occur at BSI. BSI has prepared a Recovery Action Plan which includes trigger levels and Recovery Options to prevent, restore or improve the financial condition and business continuity of the Bank in the event of financial stress.

BSI updates the Recovery Action Plan every year. This is not only to fulfill regulatory obligations, but also to keep the Recovery Action Plan in line with current conditions and to be able to serve as a guide when the Bank experiences financial stress.

Risk Assessment

BSI conducts a self-assessment of inherent risks and the quality of risk management implementation in its operational activities. This assessment aims to provide information to all stakeholders regarding the condition of business risks and potential losses faced by BSI in the future within a certain period.

Based on the assessment results as of December 31, 2024, the Bank's risk profile composite rating was 2 (two), with an inherent risk predicate of "Low to Moderate" and a risk management implementation quality predicate of "Satisfactory".

Risk Profile	June 2024			December 2024		
	Inherent Risk Rating	Risk Management Implementation Quality Rating	Composite Risk Rating	Inherent Risk Rating	Risk Management Implementation Quality Rating	Composite Risk Rating
Credit Risk	Low to Moderate	Satisfactory	2	Low to Moderate	Satisfactory	2
Market Risk	Low	Satisfactory	1	Low	Satisfactory	1
Liquidity Risk	Low	Satisfactory	1	Lowko	Satisfactory	1
Operational Risk	Moderate	Fair	3	Moderate	Fair	3
Legal Risk	Low	Satisfactory	1	Low	Satisfactory	1
Reputational Risk	Low to Moderate	Satisfactory	2	Low to Moderate	Satisfactory	2
Strategic Risk	Low	Satisfactory	1	Low	Satisfactory	1
Compliance Risk	Low to Moderate	Satisfactory	2	Low to Moderate	Satisfactory	2
Investment Risk	Low to Moderate	Satisfactory	2	Low to Moderate	Satisfactory	2
Return Risk	Low to Moderate	Satisfactory	2	Low to Moderate	Satisfactory	2
Composite Rating	Low to Moderate	Satisfactory	2	Low to Moderate	Satisfactory	2

Evaluation of Risk Management Implementation

BSI performs Risk Maturity Level (RML) Measurement using references from The Risk Management Society – Risk Maturity Model (RIMS – RMM) combined with the RMI approach from the Ministry of SOEs. The measurement consists of 2 aspects, namely Dimension and Performance Aspects. The Dimension Aspect consists of 5 (five) attributes as parameters that describe the process of implementing risk management comprehensively in all lines of the company. The performance aspect consists of the Final Rating Soundness Level and the Risk Composite Rating.

The results of the 2023 RML assessment conducted in 2024, BSI is at Level 4 with a score of 4.33 which means that risk management has entered a better practice phase, including:

1. Implementation of all dimensions of risk management practices according to global industry standards.
2. Risk culture is broader and more integrated.
3. Risk management framework is implemented quite effectively.
4. Risk management information system is adequate.
5. Performance achievement evaluation has been conducted periodically.

Statement of the Board of Directors and/or Board of Commissioners or Audit Committee on the Adequacy of the Risk Management System

Based on the review and discussions with Management, the Risk Monitoring Committee, the Audit Committee, Internal Audit, External Auditors, and relevant units, the Board of Directors and the Board of Commissioners assess that risk management was adequately implemented in 2024.

Compliance Function

Organizational Structure

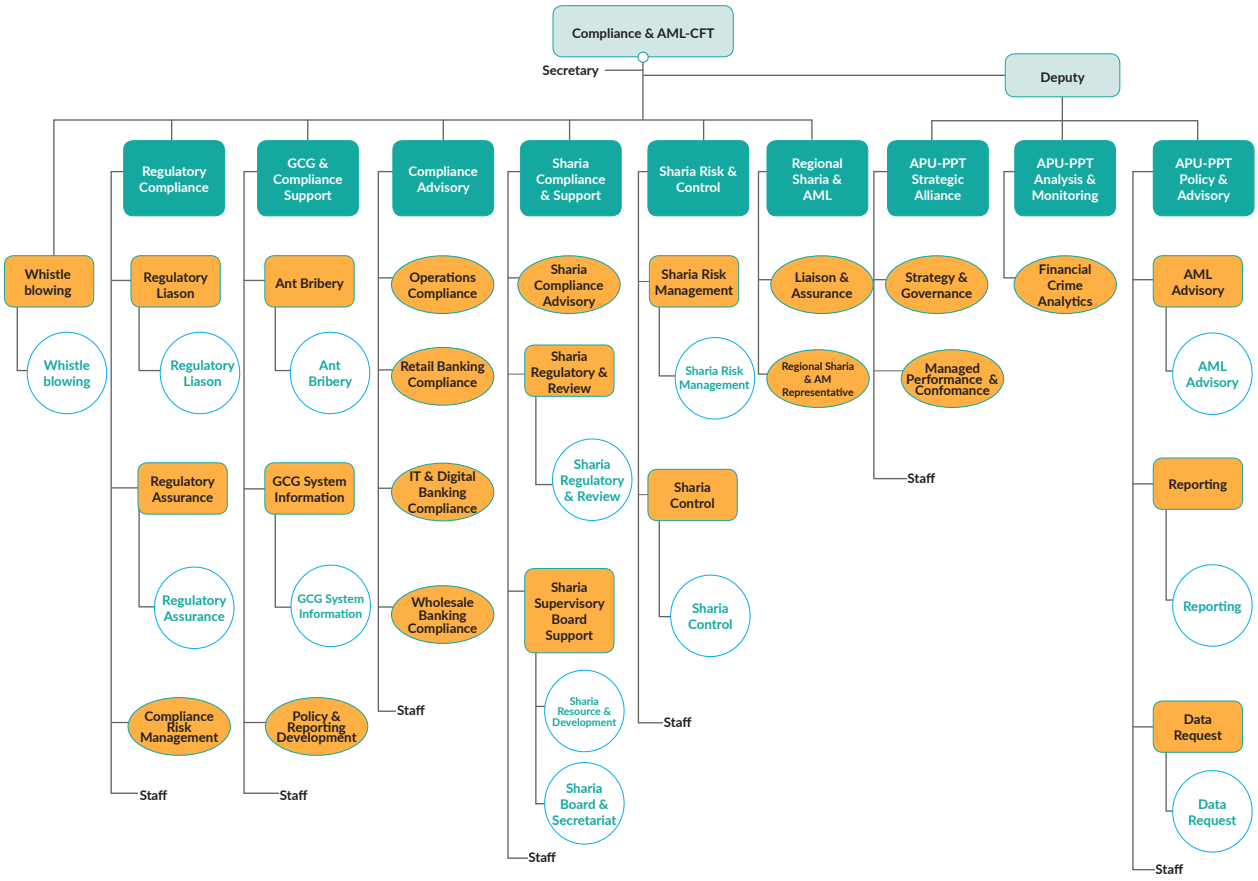

Profile of The Head of Compliance Function



Rosalina Dewi T

Head of Compliance Function

Jakarta, July 23, 1979/age 45 years as of December 2024

Indonesian citizen

45 Years Old

Domiciled in Tangerang, Indonesia

Legal Basis of Appointment

Decree No. 02/06343-SK/HC-BSI dated June 3, 2022

Educational Background

- Bachelor of Law, University of Indonesia (2001)
- Master of Economics & Islamic Finance, University of Indonesia (2006)
- Master of Notary Public, University of Indonesia (2014)

Certification

Banking Risk Management Certificate Level 6

Work Experience

- Investor Relations Department Head PT. Bank BRI Syariah, Tbk. 2018 - 2019
- Branch Manager PT. Bank BRI Syariah, Tbk. 2016 - 2018
- Corporate Legal Department Head – Corporate Secretary Group PT. Bank BRI Syariah, Tbk. 2008 - 2014
- Legal and Investor Relations Team Leader – Corporate Secretary Group PT. Bank Syariah Muamalat Indonesia, Tbk. 2004 - 2006

Duties and Responsibilities of The Compliance Function

1. Take steps to support the creation of a culture of compliance in all Bank business activities at every level of the organization.
2. Identify, measure, monitor, and control compliance risks by referring to the provisions of the Financial Services Authority governing the implementation of risk management for commercial banks and the provisions of the Financial Services Authority governing the implementation of risk management for Islamic commercial banks and Islamic business units.
3. Assess and evaluate the effectiveness, adequacy, and suitability of policies, provisions, systems and procedures owned by the Bank with the provisions of laws and regulations.
4. Review and/or recommend updating and improving policies, provisions, systems and procedures owned by the Bank to comply with the provisions of the Financial Services Authority and the provisions of laws and regulations, including Sharia Principles for Islamic commercial banks and Islamic business units.
5. Make efforts to ensure that the policies, provisions, systems and procedures, as well as the Bank's business activities are in accordance with the provisions of the Financial Services Authority and the provisions of laws and regulations.
6. Perform other tasks related to the compliance function.

Implementation of The Compliance Function Work Program

1. Socialization and Follow-up of New Regulations
   a. Conduct regulation socialization using media such as memos, emails or internal employee communication media. If there are new external regulations, the regulations will be announced and socialized to related work units and/or all BSI employees.
   b. Conduct analysis and compile a resume of new regulations issued by the Regulator (including BI, FSA, FSA-Capital Market, LPS or other external regulations related to Banking) and submitted to the Board of Commissioners, Directors, SEVP and related Group Heads.
   c. Conduct regulation socialization online/virtually to related work units if there are new regulations/ provisions.
   d. Deliver compliance opinions on every request for advice/compliance opinions from the Working Group Policy & Procedure (WPP).
2. New Products and Activities of the Bank
   Carry out mentoring/clinics on the Bank's New Products and Activities (PAB) with related Work Units that are included in the PAB criteria in the RBB.
3. Compliance Testing
   Conduct analysis, evaluation of effectiveness, adequacy, and suitability, as well as testing compliance with the policies and decisions of the Board of Directors related to financing and non-financing, as well as provide reviews, opinions and responses on compliance with current policies and contracts to be used to ensure compliance with applicable sharia provisions and principles.
4. Compliance Monitoring
   a. Implement the updating of the reminder system for reporting obligations to third parties and PIC reports to third parties, as well as strengthen and enhance the Compliance Information System (SIK);
   b. The Compliance Work Unit monitors the prudential banking ratio including the NPF, BMPD, GWM, PDN, and KPMM ratios;
   c. The Compliance Work Unit ensures the fulfillment of all BSI commitments regarding the findings of the FSA, BPK (Audit Board of the Republic of Indonesia), External Auditors and other regulatory parties.
5. Good Corporate Governance (GCG)
   a. Fulfil the provisions/policies and procedures that must be owned by the Bank in accordance with the provisions of the regulations contained in the OJK Regulation, BI Regulation and BI Circular Letter concerning the Implementation of GCG in Sharia Commercial Banks (BUS) & Sharia Business Units (UUS).
   b. Fulfillment of Governance Structure and Governance Policies in accordance with regulatory regulations.
   c. GCG Self Assessment and GCG Implementation Reporting are carried out in accordance with regulatory provisions, namely OJK Regulation No. 17 of 2023, POJK No. 8/POJK.03/2014 and SEOJK No.10/ SEOJK.03/2014 concerning the Assessment of the Soundness Level of Sharia Commercial Banks and Sharia Business Units.
   d. Implementation of Governance, Risk, and Compliance at BSI.
6. Syariah Compliance
   a. Ensure that all Bank products and services, Operational Guidelines for products and services are in accordance with the Fatwa of the National Sharia Council (DSN) and the Opinion of the Sharia Supervisory Board (DPS).
   b. Provide assistance in the preparation of new products and activities.
   c. Provide assistance in large-scale financing that is the decision of the board of directors.
   d. Ensure that the proposed policy submissions and decisions of the Board of Directors are in accordance with applicable sharia principles.
   e. Ensure the implementation of sharia principles in the ex-post stage (in collaboration with SKAI)
   f. Conduct random tests to branch offices by sampling to ensure that the implementation of activities at the branch office is in accordance with sharia principles.
7. Implementing Compliance Assurance for Bank Operational activities. Compliance assurance is implemented in an effort to ensure that decisions made by management are in accordance with applicable provisions.
   a. Financing
      - Conduct financing compliance reviews, technical meetings and provide financing compliance opinions at the Board of Directors Financing Committee Meeting.
      - Conduct compliance reviews of large debtor financing that has been disbursed in order to ensure compliance with the disbursement process and fulfillment of customer agreements with the Bank.
   b. Bank Office Network
      - Ensure operational preparations for opening, changing location addresses, and upgrading the status of bank offices have met the requirements through the issuance of compliance checklists set by regulators
      - Monitor the fulfillment of RBB related to the realization of office network development

c. Cost Control
   - Ensure compliance with procurement of goods and services through review and opinion on the implementation of procurement plans for goods and services
   - Ensure the expenditure of other costs in bank operations that can improve efficient cost control
   - Carry out compliance reviews in the context of cost control carried out through sampling tests

d. Other Operational Activities
   - Conduct compliance testing on the implementation of operational activity processes
   - Provide compliance opinions on operational activities/actions that require opinions from SKK.

These activities are carried out with the aim of ensuring that all business activities and bank operations are in accordance with applicable laws and regulations, and that all commitments to other parties have been implemented.

8. Implementation of ISO 37301:2021 Compliance Management System which aims to create more effective compliance management based on international standards. This certification is carried out in the scope of the Anti Money Laundering and Countering the Financing of Terrorism Group (AMG) process.

Anti-Money Laundering, Prevention of Terrorism Financing, And Prevention of Proliferation of Weapons of Mass Destruction Financing Program (AMLCFT-PFWMD)

Following Indonesia's membership as the 40th member of the Financial Action Task Force on Money Laundering and Terrorism Financing (FATF), the government issued Presidential Decree of the Republic of Indonesia (Keppres) Number 14 of 2024 concerning Indonesia's Membership in the Financial Action Task Force (FATF) on April 5, 2024. The issuance of this decree considers that money laundering (TPPU) and terrorism financing (TPPT) are transnational crimes. Therefore, efforts to prevent and combat them require international commitment, as outlined in international standards in the field of TPPU and TPPT.

Additionally, the purpose of this decree is to provide a legal basis and certainty for all parties involved in emission reduction activities, as well as to enhance investment attractiveness and create economic value from the business processes of carbon capture, transportation, and storage.

As part of the national banking industry with both national and global networks, Bank Sharia plays an essential role in ensuring the integrity of financial transactions across all products and services used by customers, while also assisting law enforcement in implementing anti-money laundering, terrorism financing prevention, and proliferation financing programs. For Bank Syariah Indonesia (BSI), this is not only a fulfillment of regulatory compliance commitments but also an effort to realize the benefit of humanity and eliminate harm while upholding fundamental sharia principles.

Implementation of AML CFT & PFWMD Program

Banks implement the AML CFT and PFWMD programs in accordance with laws and regulations as well as International Best Practices, which consist of five pillars:

1. Active Supervision by the Board of Directors and Board of Commissioners
   The Board of Directors, acting as the Steering Committee, continuously monitors the Bank's commitment to Compliance Management Systems, Compliance Culture, and Governance aspects in line with organizational goals and strategic direction.
2. Policies and Procedures
   The implementation of the second pillar as part of the ex-ante function, in accordance with ISO 37301:2021, ensures that compliance policies and objectives align with the organization's values, goals, and strategies. These policies are communicated effectively, taking external issues into account for stakeholders to mitigate compliance risks related to AML CFT & PFWMD.
3. Internal Control
   The implementation of internal controls to manage compliance obligations and risks is conducted periodically, allowing management to review opportunities for continuous improvement and the need for changes in the compliance management system.
4. Management Information System
   This includes the development of the AML CFT & PFWMD system and the reporting of AML CFT & PFWMD to regulators.
5. Human Resources and Training
   Awareness of AML CFT & PFWMD is continuously enhanced to improve competencies through training programs. This ensures that all human resources comply with regulatory obligations, policies, and procedures and can report any issues related to AML CFT & PFWMD. Additionally, internal and external stakeholder communication is continuously improved to ensure that every employee contributes to the continuous improvement of the compliance management system.

Organizational Structure of AML CFT & PFWMD

The Bank has established policies for implementing the APU PPT and PPPSPM programs, which have been approved by the Board of Directors and Board of Commissioners, with active supervision from both entities. The implementation of AML CFT and PFWMD at PT Bank Syariah Indonesia Tbk is managed by the Compliance & AML CFT Group (CAC).

The Compliance & AML CFT Group (CAC) serves as the APU PPT and PPPSPM unit at the Head Office, reporting to the Director responsible for compliance functions. The effectiveness of APU PPT and PPPSPM implementation at outlets/branches is measured by AMLOs stationed in each region, who coordinate intensively with the Compliance & AML CFT Group (CAC) at the Head Office.

The organizational structure of AML CFT & PFWMD is illustrated as follows:

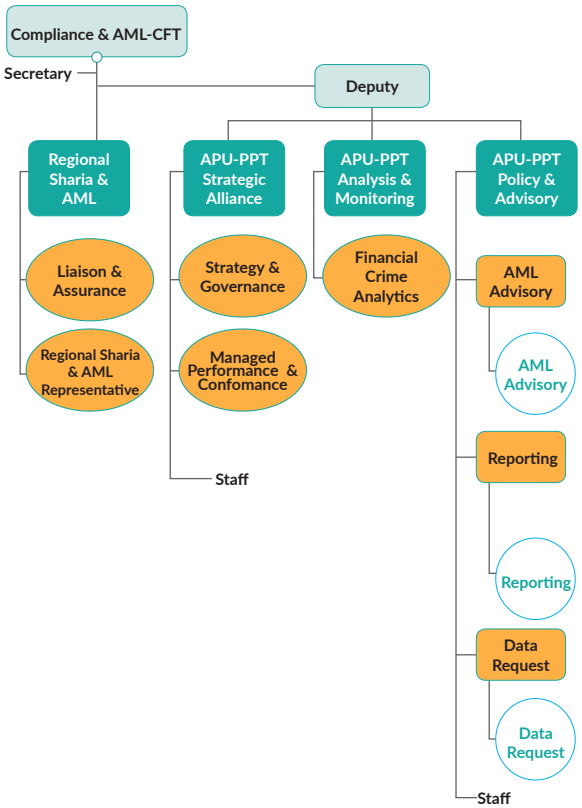

AML CFT & PFWMD Program 2024

In accordance with Law No. 8 of 2010 on the Prevention and Eradication of Money Laundering, Law No. 9 of 2013 on the Prevention and Eradication of Terrorism Financing, POJK No. 08 of 2023, and PPATK regulations, the AML CFT & PFWMD program has been implemented through:

1. Development, adjustment, updating, and ensuring the adequacy of AML CFT and PFWMD across all internal regulations of Bank Sharia Indonesia in accordance with applicable provisions.
2. The implementation of sampling tests and the socialization of AML CFT & PFWMD conducted by AMLO at outlets/branches based on a Risk-Based Approach;
3. Improvement of quality and monitoring of reporting obligations related to AML CFT and PFWMD, including: Suspicious Financial Transaction Reports (LTKM), Cash Financial Transaction Reports (LTKT), Fund Transfer Financial Transaction Reports to and from Abroad (LTKL), Integrated Service User Information System (SIPESAT), and other AML CFT and PFWMD reporting obligations in accordance with regulations and within the Service Level Agreement (SLA) set by the Regulator.
4. Enhancement of systems and applications supporting the implementation of the AML CFT and PFWMD program, including:
   a. Development of the Simple BSI application to support AML CFT and PFWMD sample testing activities conducted by AMLO;
   b. Enhancement of the New AML Application to keep up with technological advancements in AML CFT and PFWMD implementation, consisting of two phases, Phase 1: Screening and Risk Rating, Phase 2: Transaction Monitoring and Reporting;
5. Increasing awareness and competency in the implementation of the AML CFT and PFWMD program for all Bank Sharia Indonesia employees through certification, refreshment programs, socialization, and training, including:
   a. Refreshment on AML CFT & PFWMD Implementation across Regions I – X..
   b. AML CFT & PFWMD Webinar Series 1 – 4.
   c. Training For Trainer (TFT): Banking Operations & Service School Batch I – V.
   d. Learning Hub AML CFT & PFWMD RO VII Semarang.
   e. Development of AML CFT & PFWMD awareness materials in the form of videos, comics, or infographics, distributed to all regions through AMLO on a monthly basis.
6. Improvement of customer data quality through data correction and/or updating programs, ensuring complete, accurate, up-to-date, and comprehensive customer information.
7. BSI has obtained ISO 37301:2021 Compliance Management System certification for AML CFT & PFWMD in 2022 and has successfully completed its second-year Surveillance Audit in November 2024, maintaining the ISO 37301:2021 certification status.

8. Active participation in regulatory programs and activities, including:
   a. Presidential Lecture commemorating 22 years of Indonesia's AML CFT movement at the State Palace on April 17, 2024.
   b. PPATK's AML CFT & PFWMD Education Program at several schools in Klungkung Regency. The PPATK team, alongside partners including BSI and Pegadaian, participated in the "PPATK Teaching" event at SMKN 1 Klungkung and SMAN 2 Semarapura on February 20, 2024.
   c. Groundbreaking of Desa BSI Semoyo in Semoyo Village, Patuk District, Gunungkidul Regency, Yogyakarta Special Region (DIY). BSI, in collaboration with the Financial Transaction Reports and Analysis Center (PPATK), Non-Governmental Organizations (NGOs), and the local community, initiated a tree-planting program. A total of 10,671 productive trees were planted in Semoyo Village and surrounding areas, aimed at reducing carbon emissions.
   d. BSI, along with PPATK, Professors, Regulators, Reporting Parties, Consultants, and other stakeholders, gathered in Jakarta on August 20, 2024, to initiate discussions on Finansial Integrity Rating (FIR) 2024. This event marked a significant step in strengthening Indonesia's financial system integrity, attended by key figures responsible for the implementation and supervision of anti-money laundering and counter-terrorism financing policies.

Lawsuit

Table of Legal Cases

No.	Important Things	Amount		
		Civil	Criminal	Industrial Relations
1.	Completed (has permanent legal force)	289	19	-
2.	In the process of being resolved	161	4	-
Total		**450**	**23**	-

Important Issues Facing Companies

Table of Important Issues Facing the Company

No	Case Summary / Lawsuit and Parties	Settlement Status	Impact on the Company	Management Efforts	Sanction
1	**Case Number:** 404/Pdt.G/2013/PN.Jkt.Pst **Parties Involved:** Plaintiff: PT Atriumasta Sakti Defendant: BSI (formerly BSM) **Case Summary:** The lawsuit was filed by PT Atriumasta Sakti, a financing customer, against BSI for failing to comply with the decision of Basyarnas (National Sharia Arbitration Board). The decision required BSI to return funds amounting to IDR 878,791,366 to the plaintiff. **Claim value:** Material damages: IDR 9.441.701.946,- Immaterial damages IDR 300.000.000.000,-	1. The Central Jakarta District Court ruled that it could not accept the case, stating that the decision had already been submitted for execution at the Central Jakarta District Court. Therefore, the parties were advised to wait for the execution process. 2. The Jakarta High Court upheld the decision of the Central Jakarta District Court.	There is a risk of compensation, however, it is not material to BSI's business operations.	The Central Jakarta District Court has summoned BSI for an aanmaning (warning) to comply with the ruling. BSI attended the aanmaning hearing, but the Plaintiff was absent. As of now, BSI has not received any further court summons or aanmaning notifications.	Obliged to pay compensation.

No	Case Summary / Lawsuit and Parties	Settlement Status	Impact on the Company	Management Efforts	Sanction
2	**Case number:** 519/Pdt.g/2023/PN.Bdg **Parties Involved:** Plaintiff: Sukmawati Defendant I: Anton Mashary Defendant II: PT BSI Co-Defendant I: KPKNL Co-Defendant II: Gina Riswara Koswara,SH **Case Summary:** The lawsuit is an objection to the execution auction initiated by BSI. The Plaintiff claims to have an agreement with the Director of PT Lucky Sakti (Anton Mashary/Defendant I) regarding the Plaintiff's asset, which was used as collateral at BSI. **Claim value:** Material damages IDR 350.000.000.000,- Immaterial damages IDR 500.000.000.000,-	1) The Bandung District Court ruled that it does not have jurisdiction to adjudicate the case. In response, the Plaintiff filed an appeal. 2) The Bandung High Court upheld the decision of the Bandung District Court. The Plaintiff then filed a cassation appeal.	There is a potential risk of compensation; however, it is not material to BSI's business operations. BSI holds a strong position, having won the case at both the District Court and High Court levels.	In response to the Plaintiff's cassation appeal, BSI has submitted a Counter Cassation Memorandum. The case is currently under review by the Supreme Court of Indonesia.	None
3	**Case number:** 655/Pdt.G/2024/PN.Tgr **Parties Involved:** Plaintiff I:Enung Zauhar Insiah Plaintiff II: Dessy Nur Fitriani Plaintiff III: Andri Taufik Ismail Plaintiff IV: Annisa Nurul Hasanah Plaintiff V: Syifa Noorlia Fatimah/ Plaintiff VI: Ghyna Ade Noor Maya/ Defendant I: BSI KCP Tangerang Jatiuwung d/h BSM Defendant II:Koperasi Sumber Insan Mandiri (KOPSIM) Defendant III: Notary Siti Rohmah Caryana, SH Defendant IV: Notary Lilek Zaenah, SH **Case Summary:** The Plaintiffs object to the auction conducted by BSI on the collateral owned by Koperasi Sumber Insan Mandiri (KOPSIM). The Plaintiffs claim that they never engaged in a land sale transaction involving SHGB No. 222 to Koperasi Sumber Insan Mandiri (KOPSIM)/Defendant II. **Claim value:** Material damages IDR 20.700.000.000,- Immaterial damages IDR 10.000.000.000,-	The case is still under examination at the Tangerang District Court.	Terdapat potensi risiko ganti rugi namun tidak bersifat material terhadap usaha BSI.	Attending and monitoring the trial proceedings.	None

No	Case Summary / Lawsuit and Parties	Settlement Status	Impact on the Company	Management Efforts	Sanction
4	**Case number:** 601/Pdt.G/2024/PN.Jkt.Utr **Parties involved:** Plaintiff: Ronald Suwandri Defendant: BSI Co- Defendant I: PT Jaya Makmur Hasta Co- Defendant II: Paul Setiawan Co- Defendant III: North Jakarta Land Office **Case Summary:** The lawsuit concerns objections to the auction of the Plaintiff's assets for the settlement of a customer's obligations under the name PT Jaya Makmur Hasta. **Claim value:** Material damages IDR 10.000.000.000,- ImMaterial damages IDR 30.000.000.000,-	The case is still under examination at the North Jakarta District Court.	There is a potential risk of compensation; however, it is not material to BSI's business.	Attending and monitoring the trial proceedings.	None

Legal Cases Faced by The Board of Commissioners and Directors in Office

Throughout 2024, there were no legal cases faced by the current Board of Commissioners and Directors.

Legal Cases Faced by Subsidiaries

As of December 31, 2024, BSI does not have any subsidiaries; therefore, there is no information regarding legal cases involving subsidiaries.

Administrative Sanctions Imposed on The Company, Members of The Board of Commissioners, and Directors by The Capital Market Authority and Other Authorities

Reporting Errors			
1	**Type of Violation**	Reporting Error in Position on HR Report (SDM SMT)	
	Authority	OJK	
	Date of Imposition	February 01, 2024	
	Nominal	IDR 600,000.00	
	Relevant Work Unity	HCS	
	Remarks	1. During the monthly reporting for the June 2023 period (submitted in July), the recovery process of the i-port HC system had not been completed, resulting in manual reporting and some unupdated data. 2. Currently, data processing and reporting validation are conducted using the i-port HC application, which is integrated with SIP, ensuring more updated and accurate data sources.	
		vide	OJK Letter Number 8/PB.223/2024 dated February 1, 2024

Reporting Errors			
2	**Type of Violation**	SLIK Data Reporting Errors	
	Authority	OJK	
	Date of Imposition	February 01, 2024	
	Nominal	IDR 5,500,000.00	
	Relevant Work Unity	FOG	
	Remarks	1. The due date has been updated, and the account will be closed due to the Hasanah Card account having no transactions or being inactive. 2. For the collectibility correction process conducted at the beginning of each month, a cross-check between reporting officers and the risk unit is necessary. 3. Periodic cleansing will be carried out for incorrectly entered collateral type codes that do not match ownership evidence, and an enhancement will be implemented for the collateral type field with ownership proof in the core system. 4. The duplication of taxpayer identification numbers (NPWP) for business entities due to the merger process has been reported to the supervisor. The consolidation of two CIFs into one CIF in the OJK Web application is currently in progress.	
		vide	OJK Letter Number SR-8/PB.223/2024 dated February 1, 2024
Reporting Delay			
1	**Type of Violation**	Delay in the Report on Product Implementation Realization	
	Authority	OJK	
	Date of Imposition	March 13, 2024	
	Nominal	IDR50,000,000.00	
	Relevant Work Unity	TBG	
	Remarks	1. Since March and April, BSI has been preparing the realization report in parallel. On May 8, 2023, a ransomware incident occurred, impacting BSI's systems, including the digital value chain, resulting in the absence of transaction realization data for that period. 2. After the incident, the Bank carried out a recovery process. However, customer data on the DVC system could not be recovered (lost). As per the Bank IT's directive, a retesting process was conducted on November 9 and 14, 2023, before the system went live. 3. BSI submitted the realization report through letter Number 03/4717-3/DIR-TBG, which was received by OJK on November 23, 2023. 4. Conducted data and Digital Value Chain system backups to mitigate the risk of system failure.	
		vide	OJK Letter Number S-95/PB.22/2024 dated March 13, 2024
2	**Type of Violation**	Sanction on Integrated General Bank Report (LBUT)	
	Authority	Bank Indonesia	
	Date of Imposition	April 26, 2024	
	Nominal	IDR300,000.00	
	Relevant Work Unity	TGM	
	Remarks	Correction beyond the deadline for submitting the Daily Information Group (KI) of the LBUT data period on November 3, 2023, with the information name "foreign debt and other bank liabilities in short-term foreign currency – Daily Risk and Capital," with a total of three (3) corrected rows.	
		vide	Bank Indonesia Letter Number 26/103/DPKL-GPLB-PLBP/Srt/B dated April 26, 2024.
3	**Type of Violation**	Delay in Securities Transaction Reporting.	
	Authority	OJK	
	Date of Imposition	May 27, 2024	
	Nominal	IDR24,000,000.00	
	Relevant Work Unity	TGM	
	Remarks	Delay in securities transaction reporting due to changes in the reporting system on the Indonesia Stock Exchange (BEI) from the old CTP-PLTE version to the new CTP-PLTE version, with a commitment that every test conducted by BEI will be attended by the designated PIC.	
		vide	OJK Letter Number S-475/PM.121/2024 dated May 27, 2024.

Other Sanctions			
1	Type of Violation	Corrective Actions for the IT Incident on May 8, 2024 Failure to comply with the principles of Personal Data Protection (PDP) processing	
	Authority	Ministry of Communication and Informatics	
	Date of Imposition	February 15, 2024	
	Nominal	Administrative Sanction: Written Warning	
	Relevant Work Unity	1. CISO	2. IOG
	Remarks	1. On May 8, 2023, a cyber incident occurred at PT Bank Syariah Indonesia Tbk, where a system disruption was caused by ransomware. 2. The Ministry of Communication and Informatics (Kominfo) stated that there was a failure in complying with the principles of personal data protection processing, resulting in unauthorized disclosure of personal data. 3. Based on point 2 above, BSI was subjected to an administrative sanction in the form of a written warning letter. 4. Moving forward, BSI is required to take corrective measures to prevent similar incidents in the future, including: a. Implementing Data Loss Prevention (DLP) tools to minimize personal data security failures; b. Reviewing and improving personal data protection practices and processes in accordance with Law No. 27 of 2022 on Personal Data Protection (PDP), including the recommendations outlined in the letter from the Minister of Communication and Informatics of the Republic of Indonesia No. B-139/M.KOMINFO/AI.05.01/02/2024 dated February 15, 2024.	
		vide	Letter from the Minister of Communication and Informatics of the Republic of Indonesia Number B-139/M.KOMINFO/AI.05.01/02/2024 dated February 15, 2024.

In addition, there are no administrative sanctions imposed on the Board of Commissioners and Directors by the regulator.

Access to Company Information and Data

BSI consistently provides accurate and up-to-date information regarding developments within the Bank to stakeholders. The information presented is the result of internal compilation and processing, which is then transformed into a report within a specific timeframe in accordance with applicable information disclosure regulations. This is carried out as a manifestation of the principle of transparency and compliance with prevailing laws and regulations, such as capital market regulations on information disclosure.

The transparency of the information conveyed by the Bank includes position, condition, performance, and financial prospects available in annual reports, periodic financial reports, interim reports, press releases, and other public disclosures. Stakeholders can utilize all these information materials to analyze the Bank's performance. All information is updated regularly and subsequently communicated to Shareholders and capital market authorities through various communication channels. The regular dissemination of information is part of efforts to establish effective and equitable communication between the Bank and all stakeholders.

Investor Relation

BSI has established an Investor Relation Group tasked with managing relationships, both with regulators and shareholders (Shareholders) as well as stakeholders (Stakeholders) in the Bank while providing accurate information regarding the Company. The information provided relates to strategy, operational performance, and financial performance, which are presented regularly and made available on the Bank's website. Both of these aspects are expected to serve as references, providing a comprehensive overview of the Company's performance that is beneficial for existing shareholders, potential investors in the Bank's shares, as well as other stakeholders.

The Company has provided communication channels for investors and capital market entities to connect with Investor Relations with the following details.

Investor Relation Group
Gd. The Tower Jl. Gatot Subroto No. 27
Kel. Karet Kuningan
Kec. Setiabudi, Jakarta Selatan
Jakarta 12930 Indonesia
Website Hubungan Investor: ir.bankbsi.co.id
E-mail: investor-relations@bankbsi.co.id

Profile of Head of Investor Relations



Rizky Budinanda

Investor Relation Group Head

Cirebon, December 29, 1977 (47 Years)

Indonesian Citizen

47 Years Old

Domiciled in DKI Jakarta, Indonesia

Legal Basis of Appointment

Decree No. 02/01067-SKPT/ HC-BSI

Educational Background

- Bachelor of Banking and International Finance, Flinders University of South Australia (2000)
- Master of Applied Finance, Monash University Australia (2001)

Certification

Risk Management Certification Body Level 4

Work Experience

- Group Head Investor Relation – PT Bank Syariah Indonesia Tbk (2022-sekarang)
- Senior Vice President Financial Institution Group & Public Sector – HSBC (2013-2022)
- Head of Execution, Corporate & Invesment Banking – PT Bank DBS Indonesia (2009-2012)
- Assistant Vice President, Execution, Corporate Banking – PT Bank DBS Indonesia (2007-2009)
- Investment Banking, PT Mandiri Sekuritas (2003-2007)

Duties and Responsibilities of Investor Relation

The duties and responsibilities of Investor Relation within the Bank's organization include:

1. Maintaining relationships with regulators, shareholders, and capital market entities, including fund managers, buy-side & sell-side analysts, stock brokers, insurance companies, rating agencies, and other stakeholders, in order to maintain trust while enhancing the company's value in the capital market.
2. Developing communication and information strategies that generate positive awareness among shareholders regarding the company's financial position and prospects, with the aim of fostering a strong financial relationship between the Company and its shareholders.
3. Proactively communicating the company's strategy and performance to shape the long-term valuation of the Company's shares through various communication activities, such as Quarterly Earnings Calls/Analyst Meetings, one-on-one meetings, Annual Public Expose, Investor Conferences, Roadshows & Non-Deal Roadshows, as well as other communication activities, both locally and internationally.
4. Fulfilling the obligation of providing accurate and valid information to investors and other relevant parties to foster the perception of the Company as a reputable, credible, and attractive publicly listed company for investors.
5. Conducting market condition analyses along with stock movement reports to Management to provide updates on the Company's current valuation.

6. Ensuring compliance with all capital market regulations, including but not limited to reporting and fulfilling data/information requirements needed by investors, regulators, and other stakeholders.
7. Enhancing literacy and understanding of the capital market among all Company employees through sharing sessions by inviting experts in the field.

Implementation of Investor Relation Duties

Several communication activities conducted by the Investor Relation Group for the Company's shareholders/stakeholders throughout 2024 include:

No	Type of activity	Amount	Description	Location
1	Quarterly Earnings Call	4	*Presentation of the Company's quarterly financial performance report to institutional investors and analysts.*	Jakarta
2	Investor Conference	13	Introduction to the Company and presentation of updates on its performance and strategy conducted through offline or online conferences for existing investors and potential investors residing in Indonesia or abroad.	Jakarta, Singapore, Malaysia, Hong Kong, Australia, UAE
3	Non-Deal Roadshow	11	Communication activities with existing investors and potential investors carried out through roadshows both within and outside Indonesia.	Jakarta, Thailand, Singapore, Malaysia, French, Germany, United Kingdom, Edinburgh, United States
4	Institutional Investor Meeting	756	Presentation of updates on the Company's performance and strategy conducted through One-on-One meetings or group meetings, either offline or online, with existing investors and potential investors.	Jakarta
5	Collaboration Event dengan Perusahaan Sekuritas	11	Collaboration with securities companies to introduce the Company by providing financial performance updates, primarily targeted at retail investors.	Jakarta
6	Annual Rating Review	2	Meetings with Credit Rating Agencies to update the company's rating.	Jakarta

Press Releases

Date	Press Release Theme
January 2, 2024	BSI Maslahat Collaborates with Rumah Singgah Pasien Sedekah Rombongan in Surabaya
January 3, 2024	Expanding Islamic Banking Inclusion and Literacy, BSI Partners with the Indonesian Army (TNI AD)
January 3, 2024	BSI Stocks Are Promising, Ranked Among the Top 5 Banks with the Highest Growth
January 6, 2024	Throughout January 2024, BSI Branches Across Indonesia Provide Weekend Banking Services
January 7, 2024	BSI Mosque as a Center of Serenity at Tourist Destinations
January 8, 2024	Becoming a BHC Tourist Destination, BSI Bakauheni Mosque Welcomes 6,500 Worshippers per Month During Holiday Season
January 8, 2024	BSI Maslahat Delivers Third Phase of Humanitarian Aid for Palestine
January 9, 2024	RDN Online: BSI & Mandiri Sekuritas Collaboration Expands Access to the Islamic Capital Market
January 11, 2024	BSI Supports Micro Business Development, Ready to Distribute IDR 16 Trillion in Sharia KUR Loans in 2024
January 11, 2024	BSI Facilitates Mustahik in Owning Homes
January 14, 2024	Mitra Tani Modern: A Success Story of BSI Surabaya UMKM Center Helping SMEs to Level Up
January 15, 2024	BSI Continues to Optimize ZISWAF Services and Donations via BSI Mobile
January 15, 2024	Realizing Sustainable Services, BSI Opens Jakarta Telkom Sub-Branch Office (KCP)
January 15, 2024	BSI Promotes Digital Payment Adoption at Pasar Gede
January 16, 2024	Launching the First Sharia Online RDN, BSI Accelerates Islamic Capital Market Business
January 17, 2024	Launching Sharia RDN, BSI Boosts Islamic Capital Market Development
January 18, 2024	BRIS Stock Becomes More Attractive, Surpassing 2,000
January 19, 2024	BSI Boosts Cashless Payments Through BSI Hasanah Card

Date	Press Release Theme
January 23, 2024	BSI Maslahat Distributes Winter Aid, Warm Meals, and Ready-to-Eat Food for the Palestinian People
January 24, 2024	Encouraging Young People to Own Homes, BSI Offers Loan Terms of Up to 30 Years
January 26, 2024	BSI Maslahat and BSI Provide Assistance for Rumah Singgah Sedekah Rombongan Program in Semarang Branch
January 30, 2024	Stock Movement and Wealth Management Business Show Positive Growth, BSI Wins Two International Finance Awards
January 31, 2024	Market Cap Reaches IDR 100 Trillion, BSI Rises in Global Islamic Banking Rankings
February 1, 2024	Profits Grow by 33%, BSI Achieves Impressive Performance
February 1, 2024	Three Years of BSI, Growing Stronger in the Islamic Finance Industry
February 2, 2024	BSI Launches a Digital Platform for Institutional Customers
February 2, 2024	Three Years of BSI in Islamic Finance, Introducing Beyond Sharia Banking
February 3, 2024	459 BSI Branches Across Indonesia Offer Weekend Banking Throughout February 2024
February 5, 2024	BSI Encourages Young People to Invest in Gold
February 6, 2024	Three Years Since Its Establishment, BSI Continues to Strengthen Services for Customers
February 7, 2024	BSI Continues to Push Digital Banking Towards Beyond Sharia Banking
February 8, 2024	BSI's Consistency in Strengthening Global Business and Custody Services Recognized Internationally
February 13, 2024	Strengthening the Halal Ecosystem, BSI Simplifies Halal Certification Payments for SMEs
February 13, 2024	Increasing Investor Interest, BRIS Trading Volume Rises Significantly
February 16, 2024	BSI Prepares Excellent Hajj Payment Services for 2024
February 21, 2024	BSI Boosts SME Business, Facilitates Sharia Financing Access for MSMEs
February 22, 2024	BRIS Could Reach IDR 2,700, Driven by Strong Fundamental Performance
February 22, 2024	BSI UMKM Center Surabaya, the Benchmark Business Incubator for East Java MSMEs
February 23, 2024	BSI & IPB Alumni Offer Waqf Deposits as a Solution for Underprivileged Students
February 27, 2024	With a Large and Expanding Islamic Banking Market, BSI Aims to Increase Customers by 2-3 Million Per Year
February 28, 2024	BSI Regional Medan Supports Financing Through MSMEs
March 1, 2024	BSI Regional Surabaya Targets IDR 1.94 Trillion in Sharia KUR Distribution for 2024
March 1, 2024	Advancing Sports and Tourism, BSI Supports F1 Powerboat in Balige
March 1, 2024	BSI Strengthens the Pesantren Economic Ecosystem Through Smart Agent Program
March 5, 2024	Collaborating with BPJS Kesehatan, BSI Encourages Maximum Service from Healthcare Facilities
March 6, 2024	BSI Promotes ZISWAF as a Sustainable Islamic Economic Instrument
March 8, 2024	BSI Introduces “Sukuk Gold Ownership Program” for Sukuk Investment & Gold Ownership
March 8, 2024	Enhancing MSME Potential, BSI Provides 1,000 Halal Certificates Through the Selasar Program
March 9, 2024	Empowering Mustahik to Become Muzakki, BSI and BSI Maslahat Launch BSI Village Livestock Cluster Program in Mojokerto
March 10, 2024	Hosting Gema Ramadan, BSI Promotes Digital Transactions for Mosques
March 13, 2024	Strengthening the Community Economy, BSI Distributes Over IDR 222 Billion in Zakat
March 13, 2024	BRIS Continues to Attract Foreign Investors
March 15, 2024	BSI Enters the Top 10 Global Islamic Banks
March 18, 2024	Achieving Positive Results in Early 2024, BSI Celebrates Ramadan 1445 H
March 18, 2024	Spreading Blessings in Ramadan, BSI Provides Aid for 3,333 Orphans
March 18, 2024	BSI (BRIS) Prepares IDR 45 Trillion in Cash for Eid
March 18, 2024	BSI Signals Potential Dividend Distribution for First Half of 2024
March 19, 2024	Sharing Blessings, Vice President Attends and Provides Aid for 3,333 Orphans
March 22, 2024	Partnering with Pertamina Lubricants, BSI Eases Capital Access for Business Partners
March 23, 2024	BSI Expands Weekend Banking Services Across Indonesia Throughout Ramadan

Date	Press Release Theme
March 26, 2024	Promoting Sustainable Banking, BSI Supports Palm Oil Financing for Plasma Farmers
March 27, 2024	BSI and IKN Authority Sign MOU to Enhance Islamic Financial Literacy and Inclusion
April 01, 2024	Asbisindo Supports OJK in Ending Banking Credit Restructuring Due to the Pandemic
April 01, 2024	For Eid Holidays, BSI Prepares IDR 45 Trillion in Cash to Meet Public Demand for Banknotes
April 02, 2024	With Double-Digit Growth, BRIS Enters Top Gainers of LQ45 Index
April 02, 2024	SOE's Ramadan Safari in Aceh, BSI Holds Affordable Market with 1,000 Basic Needs Packages
April 04, 2024	Strengthening Islamic Financial Literacy and Inclusion in Villages, BSI Introduces the Islamic Financial Ecosystem
April 04, 2024	BSI Sets Up Eid Travel Posts for Rest Stops & Zakat Consultation Services
April 05, 2024	BSI Facilitates Free Homecoming for 644 Travelers
April 06, 2024	BSI Provides Easy Zakat Payment Services via BSI Mobile
April 06, 2024	570 BSI Branches Remain Open During Eid 2024 Holidays
April 17, 2024	Abu Dhabi Islamic Bank Reportedly Plans to Acquire BSI Shares
April 18, 2024	BSI Simplifies Homeownership with Griya One Day Approval
April 18, 2024	Latest Update: ADIB's Potential Acquisition of BSI Shares
April 20, 2024	Gold Prices Continue to Rise, BSI's Gold Financing Business Target Grows 30% in 2024
April 23, 2024	BSI Promotes Green Vehicle Financing to Reduce Carbon Emissions
April 28, 2024	BSI and Ministry of Religious Affairs Hold Hajj Fitness Exercise for Physical & Spiritual Readiness
April 30, 2024	BSI Achieves Impressive Profit of IDR 1.71 Trillion as of March 2024
May 2, 2024	Accelerating Sustainable Finance in Islamic Banking
May 3, 2024	BSI Appoints Wisnu Sunandar as New Corporate Secretary
May 7, 2024	Through Sustainable Finance, Islamic Banks Have Great Potential to Align ESG and SDG
May 13, 2024	BSI Sends Off 83% of Indonesia's Hajj Pilgrims in 2024
May 13, 2024	Hundreds Protest at the Ministry of SOEs, Urging BSI to be Free from Corruption
May 14, 2024	BRIS's Strong Fundamentals: Analysts Recommend Buying with a Target Price of IDR 3,400
May 14, 2024	Islamic Banks Encouraged to Maintain Resilience and Sustainable Growth
May 14, 2024	BSI Partners with PT Badak NGL to Enhance Islamic Banking Literacy and Inclusion
May 14, 2024	BSI to Host Indonesia's First and Largest International Islamic Banking Expo
May 15, 2024	Strengthening Sustainable Finance, BSI Issues Sustainability Sukuk
May 17, 2024	BSI Annual General Meeting of Shareholders (RUPST)
May 20, 2024	BSI Scholarship 2024 is Now Open, Apply Now!
May 21, 2024	BSI's Shareholding Portion Set to Increase
May 22, 2024	Double-Digit Financing Growth, BSI's Performance Becomes Even Stronger
May 24, 2024	Boosting MSME Growth, BSI Joins Jelajah Kuliner Nusantara Bandung
May 29, 2024	BSI CEO Delivers Public Lecture on Islamic Banking Literacy at Syiah Kuala University, Aceh
May 30, 2024	Vice President Inaugurates BSI Aceh Green Building and Outlines Strategies for Islamic Finance Growth
May 31, 2024	Through Jelajah Kuliner Nusantara in Medan, BSI Continues to Elevate MSMEs
June 3, 2024	BSI Prepares 200 Wheelchairs in Saudi Arabia to Serve Elderly Hajj Pilgrims
June 4, 2024	Beware of Fraud Ahead of Eid al-Adha, BSI Urges Customers to Verify Information via Official Channels
June 4, 2024	Ministry of SOE Strengthens Aceh's MSME Ecosystem, Successfully Hosts Karya Nyata Festival BUMN Vol.7
June 5, 2024	BSI Remains Committed to Serving & Developing the Community Economy Through Stakeholder Collaboration
June 5, 2024	High Market Enthusiasm: BSI's ESG Sukuk Worth IDR 9 Trillion Oversubscribed Three Times

Date	Press Release Theme
June 6, 2024	BSI to Distribute IDR 855.56 Billion in Cash Dividends on June 20, 2024
June 6, 2024	Over 5,000 Students Receive Scholarships from BSI
June 6, 2024	BSI Mobile Qurban Purchases Increase by 35%
June 7, 2024	BSI Gold Financing Business Soars by 30% in Print Media
June 7, 2024	Riyal Transactions at BSI Surge 57.18% During Hajj Season 2024
June 8, 2024	Ahead of Eid al-Adha, 604 BSI Branches Across Indonesia Offer Weekend Banking Throughout June 2024
June 9, 2024	Maliq & D'Essentials, RAN, and Hanan Attaki to Light Up BSI International Expo 2024
June 10, 2024	BSI Partners with Qasir.id to Digitalize 24,000 MSMEs
June 10, 2024	BSI Reaffirms Commitment to Boost MSME Financing
June 12, 2024	BSI Announces ESG Sukuk Returns of 6.65%-6.8% Per Year
June 13, 2024	Hery Gunardi Named CEO of the Year, BSI Crowned Best Islamic Bank
June 14, 2024	Fulfilling Commitment to Strengthen Indonesia's Halal Ecosystem, BSI Hosts International Expo 2024
June 16, 2024	Enhancing Islamic Wealth Management Services, BSI Launches Priority Outlets in Surabaya & Pondok Indah
June 17, 2024	Welcoming Eid al-Adha 1445H, BSI Distributes 9,390 Sacrificial Animals Across Indonesia
June 20, 2024	BSI International Expo 2024 Highlights
June 20, 2024	BSI Welcomes Vice Grand Sheikh of Al-Azhar, Discusses Halal Certification
June 20, 2024	BSI and Al-Azhar Egypt Align Vision for a Sustainable Islamic Ecosystem at BSI Expo 2024
June 21, 2024	Supporting Human Resource Development in Indonesia, BSI Scholarship 2024 Targets 2,300 Students
June 21, 2024	Strengthening the Halal Ecosystem, BSI Collaborates with Strategic Partners
June 22, 2024	Partnering with 17 Developers, BSI Offers Attractive Promotions with a 2.22% Equivalent Margin
June 23, 2024	Closing Ceremony of BSI International Expo 2024
June 23, 2024	BSI & MES Launch Waqf Deposits for Informal Worker Social Security
June 24, 2024	BSI's Commitment to Hajj Services, Welcoming Back 2024 Hajj Pilgrims
June 26, 2024	Consistently Promoting Green Initiatives, BSI Reduces 940 Kg of Carbon Footprint During BSI International Expo 2024
June 27, 2024	Book Discussion "Mega Merger in the Pandemic Era": Historical Records & Reference for Islamic Banking Development in Indonesia
June 28, 2024	BSI to Inaugurate MSME Center in Makassar, Strengthening MSME Empowerment in Eastern Indonesia
June 29, 2024	BSI Ready to Be Mothers' Partner Through Family-Oriented Islamic Products
July 1, 2024	First Profit-Sharing of BSI ESG Sukuk to Be Paid in September 2024
July 3, 2024	BSI Attracts Interns from International Universities
July 3, 2024	Egyptian Buyer Ranked First in Business Matching at BSI International Expo 2024
July 4, 2024	Building a Halal Ecosystem and ESG Initiatives, BSI Becomes a Benchmark for Malaysian Banking
July 4, 2024	BSI & ITB Launch Waqf Deposit for Mosques in Cirebon
July 6, 2024	BSI Opens Weekend Banking Services at 540 Branches Throughout July 2024
July 8, 2024	BRIS Market Capitalization Shines, Joins PEFINDO i-Grade Index
July 11, 2024	BSI Aims for Top 3 Global Islamic Banks: The Journey and Challenges Behind the Mega Merger
July 11, 2024	Performance Rises by 15.3%, BSI Priority Receives International Award
July 15, 2024	BSI Urges Customers to Stay Alert Against Fraud Schemes
July 17, 2024	BSI Has Entered the Top 5 Largest SOEs by Market Capitalization
July 19, 2024	Digital Banking Transactions Up 45%, BSI Appreciates Customers Through BSI Mobile Hujan Rezeki
July 20, 2024	Sharia Stock Transactions Can Use BSI Accounts
July 22, 2024	Millennials' Interest in Gold Investment Increases

Date	Press Release Theme
July 22, 2024	BSI Named Rising Star at the Contact Center World Asia Pacific 2024
July 22, 2024	Asbisindo Encourages Strengthening the Hajj & Umrah Ecosystem as an Economic and Foreign Exchange Potential
July 24, 2024	BSI Holds CEO Teaching in Makassar & Provides IDR 5.5 Billion in Scholarships
July 24, 2024	Inaugurating UMKM Center Makassar, BSI Strengthens MSME Empowerment in Eastern Indonesia
July 27, 2024	BSI Takes 140 Orphans Shopping, Teaches Sharia Transaction Literacy
July 30, 2024	Cash Waqf Movement: BSI, Ministry of Religious Affairs, & BWI Collaboration to Improve Community Welfare
July 30, 2024	BSI Boss: Pak Erick Has Strong Leadership and is Quick in Decision-Making
July 31, 2024	BSI & Ministry of Religious Affairs Distribute IDR 9.17 Billion for 2024 Phase I Mosque Assistance Program
July 31, 2024	BSI President Director: AKHLAK Culture is the Foundation for Building BSI Human Resources in Print Media
August 1, 2024	Strengthening the Sharia Capital Market, BSI Prepares the First Sharia Short-Term Working Capital for Securities
August 2, 2024	Banking Needs to Be More Agile in Facing Future Economic Challenges & Opportunities
August 2, 2024	Throughout August 2024, BSI Opens Weekend Banking Services at 568 Branch Offices
August 4, 2024	Consistently Supporting Sustainable Business with a Portfolio of IDR 59.2 Trillion, BSI Wins Two Awards
August 5, 2024	BSI Mobile as the Spearhead to Increase Digital Penetration & Integrated Financial Services
August 6, 2024	Through ODP, BSI Prepares Future Leaders for Sharia Banking
August 7, 2024	BSI Supports Government in Eradicating Online Gambling, Sharia Compliance as the Foundation
August 8, 2024	103 Thousand BSI Agents Reach Transaction Volume of IDR 31 Trillion
August 9, 2024	Sport Climbing Wins Gold at Paris 2024 Olympics, BSI to Appreciate 'Indonesia's Spiderman'
August 12, 2024	Consistently Implementing ESG, BSI Wins KGIA 2024 Award
August 12, 2024	BSI Payroll Grows 8.72%, Synergy as the Main Strategy
August 14, 2024	Achieving Impressive Performance Throughout 2023, BSI Wins Prominent Award 2024
August 14, 2024	BSI Encourages Small Businesses to Level Up Through UMKM Festival on Independence Day
August 16, 2024	BSI Provides Waqf Deposit Scholarships
August 18, 2024	Islamic Book Fair 2024 Appreciates BSI, a Bank Supporting Literacy Movement
August 19, 2024	BSI ROCK Recruits Indonesia's Best Talents at IPB Campus
August 20, 2024	BSI's Remittance Business Increases by 10%, Transactions Reach IDR 50 Trillion
August 21, 2024	Commitment to Support MSMEs, BSI's MSME Financing Portion Increases
August 21, 2024	BSI Griya Financing Grows Positively, Reaches IDR 54.34 Trillion
August 23, 2024	Consistently Strengthening Sharia Financial Literacy and Inclusion, BSI Receives Award from OJK
August 26, 2024	BSI UMKM Center, a Strategic Initiative to Empower and Elevate Entrepreneurs
August 28, 2024	Expanding Customer Base Abroad, BSI Prepares Migrant Services in Malaysia
August 29, 2024	BSI Expands Gold Pawn Services Through BSI Agents
August 31, 2024	Strengthening MSME Networks, BSI Partners with TDA Entrepreneur Community to Launch Co-Branding Card
September 1, 2024	Synergy Run, BSI & Pelindo Collaboration to Enhance Sharia Banking Literacy
September 1, 2024	BSI Supports MSME Presence in Sibakul Jogja Sport Fest 2024
September 2, 2024	Outstanding Financial Performance, BSI Achieves 20.28% Profit Growth
September 3, 2024	Winning Gold at Paris 2024 Olympics, BSI Grants IDR 1 Billion Reward for Veddriq Leonardo
September 4, 2024	Harpelnas 2024, BSI Provides More Responsive and Personalized Ultimate Service
September 5, 2024	Supporting PON XXI Aceh-Sumut, BSI Prepares IDR 2.8 Trillion in Cash
September 5, 2024	Visiting Undip, BSI Recruits Top Talents at Campus Through BSI Rock
September 6, 2024	BSI Prepares 910 ATMs/CRMs in Aceh During PON 2024

Date	Press Release Theme
September 6, 2024	Throughout September 2024, BSI Opens Weekend Banking Services at 504 Branch Offices
September 8, 2024	Come Join! On September 9 and 10, BSI Holds Public Viewing at Taman Sari
September 8, 2024	BSI Optimizes All Services, Supports Smooth Financial Transactions for PON XXI 2024
September 9, 2024	BSI's Presence at PON Aceh-Sumut 2024, a Strong Commitment to Economic & Sports Development
September 10, 2024	Through PON XXI, BSI Commits to Advancing Aceh's Sports
September 11, 2024	Officially Sponsoring Persiraja, BSI Hopes Laskar Rencong Can Be Promoted to League 1
September 12, 2024	Up 65.52% Since Early 2024, BRIS Shares Hit All-Time High
September 12, 2024	Consistently Enhancing Services, BSI Priority Customers Exceed 60 Thousand
September 12, 2024	BSI Contact Center Wins The Best Contact Center Indonesia Award 2024
September 13, 2024	Holding BSI ROCK, BSI Expands Career Opportunities for Indonesia's Youth
September 13, 2024	Digital Banking Deemed Optimal, BSI Wins Best Digital Bank Award
September 17, 2024	BRIS Continues to Strengthen, Reaching an ATH Level of IDR 3,180
September 17, 2024	BSI Ready to Accelerate Global Hub & Islamic Ecosystem, Supporting Indonesia Islamic Financial Center (IIFC)
September 19, 2024	BSI Named The Most Efficient Bank & Best Performance Bank in Sharia Bank Category
September 19, 2024	CEO Teaching Series (2 Releases)
September 19, 2024	BSI Wins Best Practices in Regulation Compliance at Republika ESG Award 2024
September 20, 2024	BSI Promotes Halal Lifestyle and Islamic Economy at Kompas Travel Fair 2024
September 23, 2024	Expanding Services for Customers, BSI Partners with Prudential Syariah
September 24, 2024	BSI's QRIS and ATM Transaction Volume in Aceh Doubles During PON XXI
September 25, 2024	BSI Expands Bank Guarantee Services in Collaboration with Jamkrida Jakarta
September 26, 2024	Dominated by BSI Griya, BSI's Consumer Financing Grows 15.91%
September 27, 2024	BSI Ready to Be a Strategic Partner for 400 Umrah and Hajj Travel Agencies
September 27, 2024	Supporting MSMEs to Go Global, BSI Sends 5 MSME Partners to Saudi Arabia
September 29, 2024	BSI Supports Indonesian Sports Progress Through Mentoring for Outstanding Athletes
September 29, 2024	Solid & Sustainable Performance, BSI Assets Grow 48% in 3 Years
October 1, 2024	BSI Region X Makassar Shows Strong Performance, Pawn and Gold Installment Business Shines
October 2, 2024	BSI Partners with Hajj and Umrah Associations, Strengthening the Islamic Ecosystem
October 3, 2024	BSI Payroll Among the Top Three Banks Preferred by Civil Servants
October 4, 2024	BSI Prioritizes Strengthening Sharia Financial Literacy Through Islamic Wealth Insight Event
October 5, 2024	BSI Opens 470 Weekend Banking Outlets Throughout October
October 8, 2024	Maintaining Positive Performance, BSI Prepares 4 Strengthening Strategies
October 10, 2024	BSI's Welfare Concept: Learn & Earn as Much as Possible, Return as Widely as Possible
October 14, 2024	BSI Promotes Community Self-Sufficiency Through the Development and Optimization of KH Ahmad Dahlan Yogyakarta Mosque
October 15, 2024	BSI Waqf Deposits & IPB Alumni Reach IDR 20 Billion, 165 Students Have Benefited
October 16, 2024	Gold Business Grows Double Digits, BSI Strengthens Gold Pawn Services via BSI Agents
October 16, 2024	Excellent Governance, BSI Strengthens Position as Leading Sharia Bank
October 17, 2024	Strengthening Hajj & Umrah Ecosystem, BSI Becomes Official Bank Partner for Saudia Travel Fair 2024
October 18, 2024	Enhancing Economic Independence in Bali, BSI Inaugurates MSME Center in Bedugul
October 21, 2024	BSI Communication Summit 2024
October 21, 2024	Supporting Government, BSI and REI Strengthen Synergy to Provide Decent Housing for Communities
October 22, 2024	Supporting Financing for E-Catalog Entrepreneurs, BSI Collaborates with AKEN

Date	Press Release Theme
October 25, 2024	BSI's Impressive Performance is a Result of Consistent Transformation
October 26, 2024	BSI Nurtures Top Young Entrepreneurs in Aceh
October 28, 2024	BSI Prepares Remittance Services in 12 Countries
October 29, 2024	Healthy and Sustainable Business, Key to BSI's 21.60% Profit Growth
October 31, 2024	BSI Strengthens the Halal Ecosystem, Optimizing Food and Beverage Industry Potential
October 31, 2024	Enhancing Sharia Financial Services, BSI and Askrindo Syariah Agree on IDR 1 Trillion Collaboration
November 1, 2024	BSI and Jamkrida Boost MSME Business Through Easier Guarantees
November 1, 2024	BSI Relies on Digitalization to Strengthen Sharia Financial Penetration
November 2, 2024	BAZNAS and BSI Launch Green Zakat Framework
November 4, 2024	SuperApp BYOND by BSI Ready to Launch, More Comprehensive, User-Friendly & Secure Services
November 6, 2024	Hery Gunardi Re-Elected as ASBISINDO Chairman, Optimistic About National Sharia Banking Future
November 6, 2024	BSI Supports National Nutrition Program Through Partnership with BGN
November 8, 2024	BSI Facilitates MSME Customers to Go Global, Expanding to 2 Countries
November 9, 2024	Tulus to NDX Brighten Up BYOND by BSI Launching, Inclusive & Bringing New Spirit
November 9, 2024	SuperApp BYOND by BSI Officially Launched! Providing More Comprehensive, Comfortable & Secure Services
November 14, 2024	Adding ATM and CRM Networks, BSI Strengthens & Eases Access for the Public
November 15, 2024	Yura Yunita & Wali to Liven Up BYOND by BSI Event at CFD
November 17, 2024	Many Features & Special Programs, BYOND by BSI Receives Positive Market Response
November 19, 2024	BSI Strengthens Green Economy Through a Series of BYOND by BSI Events
November 21, 2024	Millennials Dominate Active Users of SuperApp BYOND, BSI Brings Financial Literacy to Malls in Jabodetabek
November 22, 2024	Consistently Supporting Education Advancement, BSI Provides Direct Assistance to Students
November 22, 2024	BSI Boosts Vehicle Business at GAIKINDO Jakarta Auto Week 2024
November 22, 2024	Supporting the Creative Industry, BSI Collaborates with Pinasthikafest Through SuperApp BYOND by BSI
November 28, 2024	Encouraging Financial Sector Expansion from the Gold Industry, BSI Launches BSI Gold
November 29, 2024	BSI Scholarship 2024 Reaches 2,300 Beneficiaries, Concrete Proof of BSI's Contribution to Education Advancement
December 2, 2024	Successfully Increasing Digital Transactions, BSI Wins 2 Awards from VISA
December 3, 2024	Concrete Steps to Strengthen Inclusive Services, BSI Provides Disability-Friendly Facilities
December 3, 2024	BSI Wins Two BI Awards 2024 as the Best Sharia Bank Supporting Monetary Control and Best RTGS & SSS System Participant
December 5, 2024	Towards Year-End, BSI Boosts Housing Business and Wins Indonesia Property Award 2024
December 5, 2024	Company Grows Sustainably, BSI President Director Wins The Best Industry Marketing Champion 2024 - Commercial Banking Sector
December 10, 2024	Gold Prices Becoming More Attractive, BSI RO IX Kalimantan Precious Metal Business Grows 223%
December 10, 2024	Hosting Talenta Wirausaha 2024, BSI Targets 8,500 Participants from Across Indonesia
December 11, 2024	IT Expert: Super Apps for Banks Should Not Only Be Easy but Also Secure
December 12, 2024	Solid Performance and Service Growth, BSI Adds to Its Collection of Awards Towards Year-End
December 15, 2024	BSI Records Significant Increase in Hajj Savings, Proving Pilgrims' Trust
December 16, 2024	Strengthening ESG Implementation, BSI Develops Economy and Plants Trees in Semoyo Village, Yogyakarta
December 17, 2024	BSI and ICMI Collaborate on ICMI Scholarship Series Waqf Deposit, Focusing on Education Aid for Underprivileged Students
December 19, 2024	BYOND by BSI Reaches One Million User Target, A Game Changer for BSI
December 21, 2024	Encouraging Environmental Sustainability, BSI Invites the Public to Implement Sustainable Tourism in Cikole Lembang

Transparency Report Submission

No	Letter Date	Letter Number	Purpose of the Letter	Subject
1.	January 09, 2024	04/028-3/CSG	OJK Capital Market Supervision	Report on Corporate Debt/Liabilities in Foreign Currencies as of December 31, 2023
2.	January 09, 2024	04/029-3/CSG	Indonesia Stock Exchange (IDX)	Monthly Report on Securities Holders Registration Ending on December 31, 2023
3.	January 31, 2024	04/168-3/DIR-CFA	Indonesia Stock Exchange (IDX)	Submission of Audited Financial Statements as of December 31, 2023
4.	February 01, 2024	04/130-3/CSG	OJK Capital Market Supervision	Submission of Proof of Advertisement for Annual Financial Report Information
5.	February 01, 2024	04/131-3/CSG	PT Bursa Efek Indonesia (BEI)	Submission of Information on Compliance with Public Expose Obligations
6.	February 06, 2024	04/143-3-CSG	PT Bursa Efek Indonesia (BEI)	Monthly Report on Securities Holders Registration Ending on January 31, 2024
7.	February 06, 2024	04/144-3-CSG	OJK Capital Market Supervision	Report on Corporate Debt/Liabilities in Foreign Currencies as of January 31, 2024
8.	February 19, 2024	04/315-3/DIR-CSG	OJK Capital Market Supervision	Changes in the Nomination and Remuneration Committee of the Issuer or Public Company
9.	February 27, 2024	04/199-3/CSG	PT Bursa Efek Indonesia (BEI)	Explanation Regarding Media Reports
10.	March 05, 2024	04/220-3/CSG	OJK Capital Market Supervision	Disclosure of Information on Certain Shareholders
11.	March 05, 2024	04/474-3/DIR-CSG	OJK Capital Market Supervision	Changes in the Audit Committee
12.	March 06, 2024	04/222-3/CSG	OJK Capital Market Supervision	Report on Corporate Debt/Liabilities in Foreign Currencies as of February 29, 2024
13.	March 14, 2024	04/278-3/CSG	PT Bursa Efek Indonesia (BEI)	Islamic Securities Information Form (DES)
14.	March 14, 2024	04/279-3/CSG	PT Bursa Efek Indonesia (BEI)	Submission of Information on Compliance with Annual Public Expose Obligations
15.	March 28, 2024	04/651-3/DIR-CSG	OJK Capital Market Supervision	Notification of the Agenda for the Annual General Meeting of Shareholders (AGMS) for the 2023 Financial Year of PT Bank Syariah Indonesia Tbk
16.	April 05, 2024	04/350-3/CSG	OJK Capital Market Supervision	Notification of the Plan for the Annual General Meeting of Shareholders
17.	April 04, 2024	04/346-3/CSG	OJK Capital Market Supervision	Report on Corporate Debt/Liabilities in Foreign Currencies as of March 31, 2024
18.	April 04, 2024	04/341-3/CSG	PT Bursa Efek Indonesia (BEI)	Monthly Report on Securities Holders Registration as of March 31, 2024
19.	April 05, 2024	04/353-3/CSG	PT Bursa Efek Indonesia (BEI)	Submission of Proof of Notification Advertisement for the General Meeting of Shareholders (GMS)
20.	April 22, 2024	04/727-3/DIR-CSG	OJK Capital Market Supervision	Submission of PT Bank Syariah Indonesia Tbk's Sustainability Report for the 2023 Financial Year
21.	April 22, 2024	04/732-3/DIR-CSG	OJK Capital Market Supervision	Submission of PT Bank Syariah Indonesia Tbk's Annual Report for the 2023 Financial Year
22.	April 25, 2024	04/382-3/CSG	PT Bursa Efek Indonesia (BEI)	Summons for the Annual General Meeting of Shareholders
23.	April 24, 2024	04/379-3/CSG	PT Bursa Efek Indonesia (BEI)	Explanation Regarding Media Reports
24.	April 26, 2024	04/384-3/CSG	OJK Capital Market Supervision	Submission of Proof of Advertisement for the GMS Summons
25.	April 30, 2024	04/800-3/DIR-CFA	PT Bursa Efek Indonesia (BEI)	Submission of Financial Statements as of March 31, 2023
26.	April 30, 2024	04/400-3/CSG	PT Bursa Efek Indonesia (BEI)	Submission of Proof of Advertisement for Interim Financial Report Information
27.	May 02, 2024	04/402-3/CSG	PT Bursa Efek Indonesia (BEI)	Change in Corporate Secretary
28.	May 07, 2024	04/415-3/CSG	OJK Capital Market Supervision	Report on Corporate Debt/Liabilities in Foreign Currencies as of April 30, 2024
29.	May 07, 2024	04/416-3/CSG	PT Bursa Efek Indonesia (BEI)	Monthly Report on Securities Holders Registration Ending on April 30, 2024

No	Letter Date	Letter Number	Purpose of the Letter	Subject
30.	May 21, 2024	04/467-3/CSG	PT Bursa Efek Indonesia (BEI)	Summary of the Minutes of the Annual General Meeting of Shareholders
31.	May 21, 2024	04/472-3/CSG	PT Bursa Efek Indonesia (BEI)	Information Disclosure Regarding Corporate Action – Cash Dividend – 21/05/2024
32.	May 22, 2024	04/484-3/CSG	PT Bursa Efek Indonesia (BEI)	Submission of Proof of Advertisement for GMS Results
33.	May 31, 2024	04/1022-3/DIR-CSG	OJK Capital Market Supervision	Changes in the Audit Committee
34.	May 31, 2024	04/1022-3/DIR--CSG	OJK Capital Market Supervision	Changes in the Nomination and Remuneration Committee of the Issuer or Public Company
35.	June 05, 2024	04/570-3/CSG	OJK Capital Market Supervision	Report on Corporate Debt/Liabilities in Foreign Currencies as of May 31, 2024
36.	June 05, 2024	04/569-3/CSG	PT Bursa Efek Indonesia (BEI)	Monthly Report on Securities Holders Registration as of May 31, 2024
37.	June 07, 2024	04/584-3/CSG	OJK Capital Market Supervision	Follow-up on Request for Explanation Regarding Online Media Reports on PT Bank Syariah Indonesia Tbk. (BSI)
38.	June 14, 2024	04/467a-3/CSG	PT Bursa Efek Indonesia (BEI)	Summary of the Minutes of the Annual General Meeting of Shareholders (Correction)
39.	June 13, 2024	04/663-3/CSG	OJK Capital Market Supervision	Minutes of the Annual General Meeting of Shareholders
40.	June 14, 2024	04/680-3/CSG	OJK Capital Market Supervision	Summary Information on Amendments to the Company's Articles of Association
41.	July 05, 2024	04/735-3/CSG	PT Bursa Efek Indonesia (BEI)	Monthly Report on Securities Holders Registration as of June 30, 2024
42.	July 05, 2024	04/736-3/CSG	OJK Pengawas Pasar Modal	Report on Corporate Debt/Liabilities in Foreign Currencies as of June 30, 2024
43.	July 05, 2024	04/1309-3/DIR-TGM	OJK Capital Market Supervision	Report on the Realization of Fund Utilization from the Sustainable Sukuk Mudharabah Issuance – Phase I, 2024 of Bank Syariah Indonesia
44.	July 16, 2024	04/798-3/CSG	PT Bursa Efek Indonesia (BEI)	Planned Submission of the Audited Q2 2024 Financial Statements
45.	July 24, 2024	04/848-3/CSG	OJK Capital Market Supervision	Change of Public Accounting Firm Name
46.	August 05, 2024	04/907-3/CSG	PT Bursa Efek Indonesia (BEI)	Monthly Report on Securities Holders Registration as of July 31, 2024
47.	August 05, 2024	04/908-3/CSG	OJK Capital Market Supervision	Report on Corporate Debt/Liabilities in Foreign Currencies as of July 31, 2024
48.	September 03, 2024	04/1105-3/CSG	OJK Capital Market Supervision	Submission of Proof of Advertisement for Interim Financial Report Information
49.	September 05, 2024	04/1120-3/CSG	PT Bursa Efek Indonesia (BEI)	Monthly Report on Securities Holders Registration Ending on August 31, 2024
50.	September 05, 2024	04/1121-3/CSG	OJK Capital Market Supervision	Report on Corporate Debt/Liabilities in Foreign Currencies as of August 31, 2024
51.	September 23, 2024	04/1179-3/CSG	PT Bursa Efek Indonesia (BEI)	Submission of Commitment Letter on Free Float Compliance
52.	September 25, 2024	04/1234-3/CSG	PT Bursa Efek Indonesia (BEI)	Response to Request for Explanation Regarding Stock Transaction Volatility
53.	October 01, 2024	04/1273-3/CSG	OJK Capital Market Supervision	Report on Material Information or Facts
54.	October 02, 2024	04/1286-3/CSG	OJK Capital Market Supervision	Islamic Securities List (DES) Form
55.	October 01, 2024	04/1274a-3/CSG	OJK Capital Market Supervision	Information on Ownership or Changes in Company Shareholding by Board of Directors and Board of Commissioners Member Hery Gunardi
56.	October 01, 2024	04/1274b-3/CSG	OJK Capital Market Supervision	Information on Ownership or Changes in Company Shareholding by Board of Directors and Board of Commissioners Member Bob Tyasika Ananta
57.	October 01, 2024	04/1274c-3/CSG	OJK Capital Market Supervision	Information on Ownership or Changes in Company Shareholding by Board of Directors and Board of Commissioners Member Zaidan Novari

No	Letter Date	Letter Number	Purpose of the Letter	Subject
58.	October 01, 2024	04/1274d-3/CSG	OJK Capital Market Supervision	Information on Ownership or Changes in Company Shareholding by Board of Directors and Board of Commissioners Member Anton Sukarna
59.	October 01, 2024	04/1274e-3/CSG	OJK Capital Market Supervision	Information on Ownership or Changes in Company Shareholding by Board of Directors and Board of Commissioners Member Ade Cahyo Nugroho
60.	October 01, 2024	04/1274f-3/CSG	OJK Capital Market Supervision	Information on Ownership or Changes in Company Shareholding by Board of Directors and Board of Commissioners Member Tribuana Tunggadewi
61.	October 01, 2024	04/1274g-3/CSG	OJK Capital Market Supervision	Information on Ownership or Changes in Company Shareholding by Board of Directors and Board of Commissioners Member Grandhis Helmi Harumansyah
62.	October 01, 2024	04/1274h-3/CSG	OJK Capital Market Supervision	Information on Ownership or Changes in Company Shareholding by Board of Directors and Board of Commissioners Member Saladin D. Effendi
63.	October 01, 2024	04/1274i-3/CSG	OJK Capital Market Supervision	Information on Ownership or Changes in Company Shareholding by Board of Directors and Board of Commissioners Member Masduki Baidlowi
64.	October 01, 2024	04/1274j-3/CSG	OJK Capital Market Supervision	Information on Ownership or Changes in Company Shareholding by Board of Directors and Board of Commissioners Member Suyanto
65.	October 01, 2024	04/1274k-3/CSG	OJK Capital Market Supervision	Information on Ownership or Changes in Company Shareholding by Board of Directors and Board of Commissioners Member Abu Rokhmad
66.	October 04, 2024	04/1212-3/CSG	PT Bursa Efek Indonesia BEI)	Monthly Report on Securities Holders Registration Ending on September 30, 2024
67.	October 04, 2024	04/1213-3/CSG	OJK Capital Market Supervision	Report on Corporate Debt/Liabilities in Foreign Currencies as of September 30, 2024
68.	October 07, 2024	04/1745-3/DIR-CSG	PT Bursa Efek Indonesia BEI)	Additional Supporting Documents from the Controlling Shareholder in Connection with the Call for Compliance with Index Constituent Evaluation Criteria
69.	October 09, 2024	04/1319-3/CSG	OJK Capital Market Supervision	Report on OJK Approval for the Appointment of Members of the Board of Directors of the Company Response to Stock Exchange's Request for Explanation
70.	October 10, 2024	04/1329-3/CSG	PT Bursa Efek Indonesia BEI)	Response to Stock Exchange's Request for Explanation
71.	October 14, 2024	04/1774-3/DIR-CSG	OJK Capital Market Supervision	Changes in the Composition of the Nomination and Remuneration Committee
72.	October 15, 2024	04/1343-3/CSG	OJK Capital Market Supervision	Information on OJK Approval for the Appointment of Members of the Company's Sharia Supervisory Board
73.	October 29, 2024	04/1408-3/CSG	PT Bursa Efek Indonesia BEI)	Submission of Proof of Advertisement for Interim Financial Report Information
74.	November 06, 2024	04/1443-3/CSG	PT Bursa Efek Indonesia BEI)	Monthly Report on Securities Holders Registration as of October 31, 2024
75.	November 06, 2024	04/1442-3/CSG	OJK Capital Market Supervision	Report on Corporate Debt/Liabilities in Foreign Currencies as of October 31, 2024
76.	December 06, 2024	04/1586-3/CSG	PT Bursa Efek Indonesia BEI)	Monthly Report on Securities Holders Registration as of November 30, 2024
77.	December 06, 2024	04/1587-3/CSG	OJK Capital Market Supervision	Report on Corporate Debt/Liabilities in Foreign Currencies as of November 30, 2024
78.	December 11, 2024	04/1615-3/CSG	OJK Capital Market Supervision	Report on OJK Approval for the Appointment of Members of the Company's Board of Commissioners

Code of Conduct

The code of conduct, which in the internal environment of BSI is referred to as the "Code of Conduct", is an internal guideline of the Bank that contains systems, values, business ethics, commitment, and enforcement of company regulations for individuals in conducting business and other activities and interacting with stakeholders. The code of conduct is the standard of ethics and behavior that must be guided by all levels of the Bank, namely Directors, Board of Commissioners, Senior Management and Employees in carrying out their daily duties and business relations with customers, partners and co-workers..

The general objective of the code of conduct is to create guidelines so that any violations of the code of conduct and business ethics by all levels of the Bank can be identified quickly. The banking industry is a business based on the principles of mutual trust and public trust, and it operates ethically and responsibly.

Business behavior and ethics are expected to prevent inappropriate relationships with customers or among Bank employees. The provisions encourage the implementation of Good Corporate Governance, which will eventually improve the Bank's image and reputation. The Company has a process for implementing and monitoring compliance with the Code of Conduct. Director/SEVP Human Capital is responsible for supervising the implementation of the Code of Conduct without exception by the Bank.

Principle of The Code Of Ethics

The matters regulated in the Code of Conduct are:

1. Conflict of Interest
   Implementation of Conflict of Interest Management:
   a. Bank personnel must avoid activities that could give rise to conflicts of interest. Such activities must be strictly avoided.
   b. Bank personnel are prohibited from granting approval and/or requesting approval for financing facilities, as well as special profit-sharing/margin rates, for:
      - Themselves;
      - Family/relatives up to the second degree, both vertically and horizontally;
      - Companies in which they and/or their family members have interests.
   c. Family/relative relationships with the Bank's personnel up to the second degree, both vertically and horizontally.
   d. The granting of financing facilities to the Bank's Executive Officers, including their family/relatives up to the second degree, must receive approval from the Board of Commissioners in accordance with applicable regulations, as stipulated in the Bank's internal policies.
   e. Bank personnel must refrain from engaging in activities related to any organization and/or individual that may result in a conflict of interest.
   f. Bank personnel are prohibited from taking or utilizing the Bank's facilities for their own benefit, for their family, or for the benefit of external parties.
   g. Bank personnel may only conduct transactions involving securities, foreign exchange trading, precious metals, derivatives, and other commodities for personal purposes outside working hours, provided that no conflict of interest, insider trading violations, or other legal breaches occur.
2. Prohibition of Gratuities/Bribery
   Bank personnel must take firm action against any form of gift or gratuity from customers, business partners, or other third parties.
3. Confidentiality
   Bank personnel must maintain the confidentiality of the Bank's data, especially all information related to deposit customers and their deposits, as well as investor customers and their investments, in accordance with applicable regulations.
4. Abuse of Authority
   Bank personnel are prohibited from abusing their authority or deriving personal benefits, directly or indirectly, from information obtained through the Bank's business activities.
5. Insider Conduct
   Insiders possessing confidential information are prohibited from using such information to gain personal benefits for themselves, their families, or third parties.
6. Integrity and Accuracy of Bank Data
   The banking industry is highly regulated, requiring that all data presented be accurate and in compliance with regulations.
7. Integrity of the Banking System
   Bank personnel must ensure that they are not involved in any criminal activities and/or other illegal activities that could disrupt the banking system, such as fictitious financing, embezzlement of customer funds, fraudulent transactions, data forgery, and other similar misconduct.
8. Management of Employee Accounts
   The Bank must ensure that all accounts held by Bank personnel are reasonable and comply with the requirements set forth in the Bank's Corporate Regulations. The Human Capital Unit is responsible for overseeing the use of such accounts while maintaining the Bank's confidentiality requirements.
9. Annual Disclosure
   In relation to the implementation of the Bank's Code of Conduct, all Bank personnel are required to make an honest and accountable annual disclosure.
10. Supervision, Implementation, and Updates
    The Director/SEVP of Human Capital is responsible for overseeing the implementation of the Code of Conduct by all Bank personnel without exception.
11. Sanctions for Violations/Non-Compliance
    Any violation or non-compliance with these provisions may result in sanctions in accordance with applicable regulations.

Compliance With The Code of Ethics

The BSI Code of Ethics applies to the entire Bank organization, including the Board of Commissioners, the Sharia Supervisory Board, the Board of Directors, and all employees. As a commitment to implementing the Code of Ethics within the Bank, this is primarily enforced through the annual signing of an integrity pact. The signing of the integrity pact by the Board of Commissioners, the Board of Directors, and the Bank's executive officers serves as a preventive measure to control gratuities and/or actions that violate the BSI Code of Ethics and/or any other actions that contravene applicable laws and regulations.

Dissemination of The Code of Ethics

The Bank's code of ethics has been regulated and outlined in internal regulations, such as the PT Bank Syariah Indonesia, Tbk Company Regulations (PP) for 2021-2023 (PP BSI) and its derivative provisions. PP BSI can be accessed by all levels of management and Bank employees via the intranet network (as an effort to reduce paper use and support the sustainable finance program).

Dissemination or socialization of the code of ethics aims to increase understanding of all BSI employees and its implementation. Thus, all levels of management and employees obey and comply with these provisions. Socialization is carried out by management and related work units.

The socialization program that has been running regularly is "Taujih Pekanan." This program is a facility for Bank management to convey company values, namely AKHLAK as core values for BSI employees. Through this activity, BSI employees are expected to always be in the right corridor, in line with the Bank's code of ethics. The code of ethics is also distributed in other forms, such as infographics and letters.

The dissemination of the Code of Ethics has been carried out through the New Policy System (NPS) portal and the Bank's website. Additionally, the socialization of the Code of Ethics has been conducted for both internal and external parties, with the following details:

Socialization targets	Date		Socialization Participants
INTERNAL PARTIES (Organic and Non-Organic BSI Employees)	1	February 20, 2024	Region VII Semarang
	2	March 04, 2024	Region IX Kalimantan
	3	March 07, 2024	Distribution & Strategy Group (DSG)
	4	March 27, 2024	DBO Group
	5	March 28, 2024	ASP Group
	6	May 14, 2024	Region VI bandung
	7	June 19, 2024	HCS Group
	8		HCP Group
	9		HCBP 1
	10		HCBP 2
	11	June 24, 2024	BSU, HCP, HCS, SORH 1, PFA, CAC
	12	July 01, 2024	Region III Palembang
EXTERNAL PARTIES (Partners, Vendors, Business Partners and other Third Parties)	1	May 14, 2024	Partners of Notaries, Insurance, Guarantee, KAP, KJPP, Auction House and Law Firm under the coordination of RO VI Bandung
	2	July 01, 2024	Notary, Insurance, Guarantee, KAP, KJPP, Auction House and Law Firm partners under the coordination of RO III Palembang
	3	October 10, 2024	BSI Maslahat

Efforts in Implementing and Enforcing The Code of Ethics

The implementation and enforcement of a code of ethics in an organization are crucial to maintaining integrity, transparency, and accountability in all aspects of its activities. In order to realize its commitment to ethical values, BSI has undertaken various effective measures, one of which is the implementation of an integrity pact signed by all management and employees.

This integrity pact serves as a tangible manifestation of BSI's commitment to upholding high ethical standards. Every individual working at BSI, from management to employees, is required to sign this integrity pact as a form of acknowledgment and agreement to adhere to the applicable code of ethics. This also reinforces the principle that every action and decision taken must reflect the moral and ethical standards established by the company.

Additionally, the integrity pact is renewed annually, demonstrating BSI's ongoing commitment to ensuring that all employees and management remain bound by the prevailing values and regulations. This annual renewal also serves as a mechanism to evaluate compliance with the code of ethics, providing an opportunity for refinement and adjustments in response to evolving circumstances or regulations.

Through this initiative, BSI not only ensures that all employees and managers maintain a strong awareness of the importance of ethical conduct but also fosters a professional, responsible work culture that prioritizes integrity. The enforcement of the code of ethics through the integrity pact is expected to prevent potential ethical violations and enhance public trust in BSI as a reliable financial institution with high ethical standards.

Types of Sanctions for Code of Ethics Violations

Disciplinary guidance for employees who fail to fulfill their obligations and/or violate company regulations is enforced through a tiered sanction system, including:

1. Sanctions for minor disciplinary violations:
   a. Non-Sanction Guidance Letter (SPNS)
   b. First Warning Letter (ST 1)
2. Sanctions for moderate disciplinary violations:
   a. Second Warning Letter (ST 2)
   b. First Official Reprimand (SP 1)
   c. Second Official Reprimand (SP 2)
   d. Third Official Reprimand (SP 3)
3. Sanctions for severe disciplinary violations:
   a. First and Final Official Reprimand (SPT)
   b. Termination of Employment (PHK)

Number of Violations and Sanctions Imposed

No.	Types of Sanctions	Sanctions Category	Number Of Sanctions		
			2022	2023	2024
1	SPNS	Light	8	9	30
2	ST 1		37	54	39
3	ST 2	Medium	17	29	4
4	SP 1		118	159	155
5	SP 1 is equivalent to SP 2		27	70	22
6	SP 1 is equivalent to SP 2		11	21	18
7	SP 2		2	0	0
8	SP 3		0	0	0
9	SPT	Heavy	20	31	39
10	PHK		68	111	119
Total			**308**	**484**	**426**

Long-Term Compensation Policy Based on Performance

The Bank provides long-term incentives (Long Term Incentive/ LTI) as a variable form of remuneration in the form of shares issued by the Bank, amounting to a certain percentage of the variable remuneration. Specifically for Independent Commissioners, the LTI in the form of shares is converted and given in cash in accordance with applicable regulations.

The amount of LTI is granted based on performance, the role and responsibilities of the individual in managing the Bank, as well as the risk level of the position held. The LTI is granted in a deferred/blocked form for 3 (three) years and can be paid annually on a proportional basis.

The granting of the LTI is done based on the approval and decisions of PT Bank Mandiri (Persero) Tbk as the Majority Series B Shareholder and the GMS Proxy, after consulting with the Ministry of State-Owned Enterprises (BUMN) as the Series A Dwiwarna Shareholder, as outlined in the results of the Annual GMS for the 2023 Financial Year.

An explanation regarding the realization of the LTI grant is provided in the Governance section under Remuneration in the Corporate Governance chapter of this Annual Report.

Whistleblowing System

The Whistleblowing System (WBS) or violation reporting system, is a reporting system that allows each party to be involved in efforts to prevent and early detect irregularities at the Bank. The Bank's obligations in receiving and resolving reports of suspected irregularities are:

1. Must receive reports of alleged irregularities from internal or external parties and from reporters who include their identity or not.
2. Must complete a report on suspected irregularities that includes sufficient preliminary evidence.
3. Must provide information on the status of the process for completing reports of suspected irregularities in the application for reporting irregularities or fraud.

Reporting Channels and Media for Violations

Submission of reports of alleged irregularities by the Whistleblower must pay attention to the following matters:

1. The whistleblower is required to provide initial information, namely:
   a.Form of deviation/problem reported;
   b. The parties involved;
   c. Location/Work Unit where irregularities occur;
   d. Estimated time of deviation;
   e. Estimated value of loss (if any); and
   f. Chronology of deviations.
2. To speed up the audit process, the whistleblower must includes initial evidence of alleged irregularities, namely:
   a. Written evidence, including documents, letters, notarial deeds.
   b. Written statement of witness.
   c. Written statement of the perpetrator.
   d. Evidence such as electronic documents and/or printouts, CCTV, voice recordings, SMS, etc.
   e. The evidence of alleged irregularities submitted by the Whistleblower was not obtained by violating applicable laws and regulations.
3. To facilitate communication, the Whistleblower can provide information regarding personal identity, namely:
   a. Name of the Whistlebloweer (anonymous is permitted).
   b. Telephone number or e-mail address that can be contacted.

The bank provides several channels for reporting irregularities, namely:

1. Whatsapp/telephone/SMS: 08117851851
2. E-mail: e-wbsi@rsm.id
3. Website : https://whistleblowing.tips/wbs/@E-WBSI

Protection for Whistleblowers

BSI has a commitment to provide full support and protection to every whistleblower, guaranteeing the confidentiality of the whistleblower's identity as well as the implementation of investigations and disclosures of the reports submitted. The follow-up is carried out after the Bank verifies that the report is true and supported by adequate evidence.

Complaint Handling

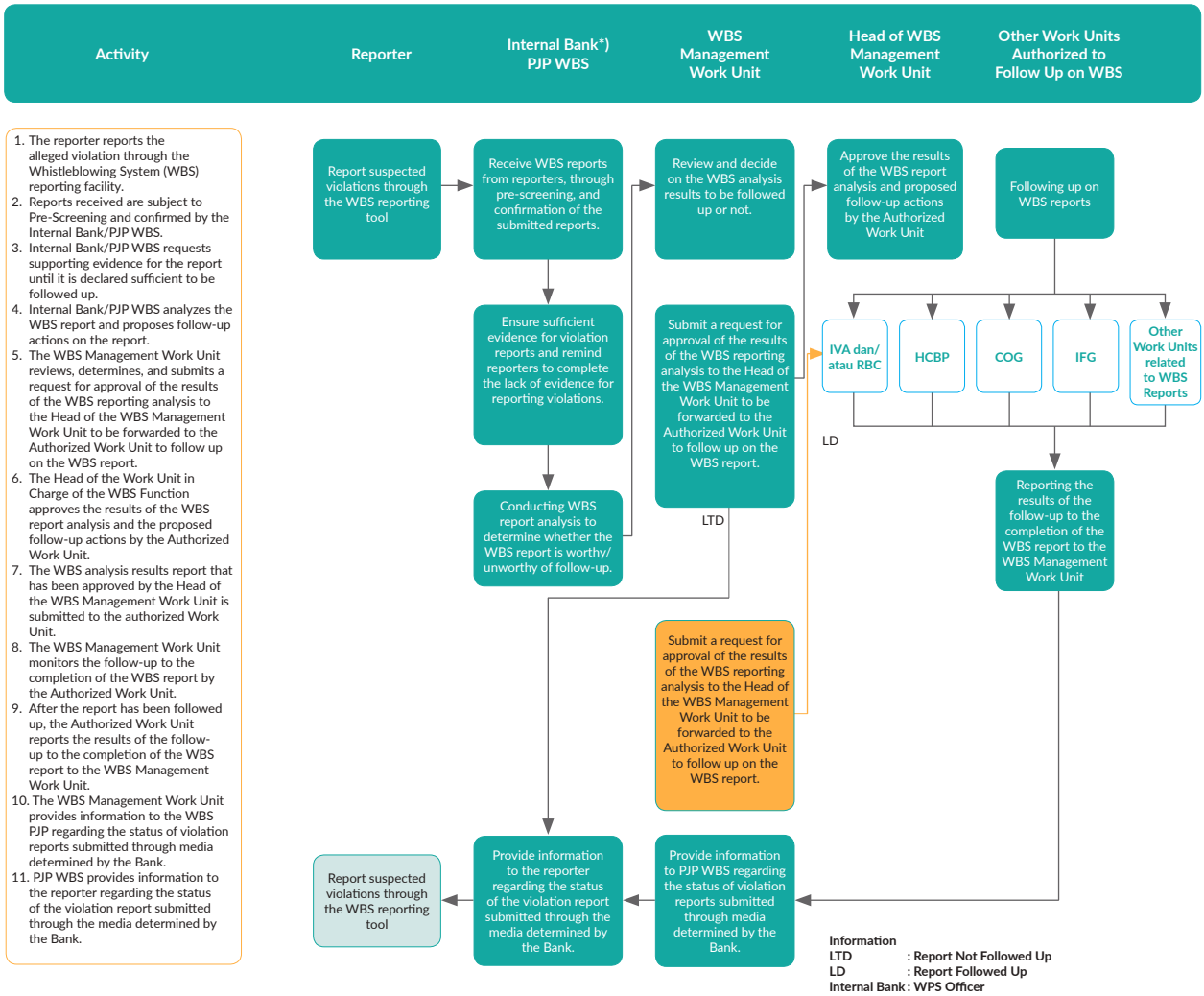

Types of Reportable Offenses

The scope of irregularities reported in the Whistleblowing System are:

1. Misconduct categorized as fraud, including:
   a. Fraud
   b. Asset misappropriation
   c. Information leakage
   d. Banking crimes
   e. Violations of company regulations
   f. Conflict of interest
   g. Bribery and/or gratification
   h. Unethical behavior
   i. Violations of Sharia compliance
   j. Other actions equivalent to violations
2. Negligence categorized as fraud, including:
   a. Bank employees deliberately signing reports or documents known to be falsified.
   b. Bank employees deliberately approving financing known to be fictitious.
   c. Bank employees deliberately authorizing or overriding transactions or withdrawals known to be fictitious.
3. Specific misconduct, including:
   a. Actions that violate laws and regulations, such as the use of narcotics/addictive substances/psychotropic drugs, alcohol, money laundering, and gambling.
   b. Immoral/indecent behavior, such as sexual deviations, infidelity, sexual harassment, and others.
   c. Violations of the code of conduct (conflict of interest, abuse of position, insider behavior).
   d. Violations of social norms.
   e. Misuse of company assets.
   f. Other actions that may pose material or non-material risks.

Management of Violation Reports

The Bank outsources the management of irregularity reports to PT RSM Indonesia. The Compliance Group is accountable to the President Director or Director, and has direct communication and reporting links to the Board of Commissioners.

Whistleblowing System Socialization

Socialization of the whistleblowing system and Anti Gratification media to all employees via employee desktop computers, the Bank's website, outreach on training activities, sharing sessions, and Taujih Pekanan, as well as notifications to customers, Bank partners and the public.

Number of Complaints and Complaint Process

Complaints regarding the whistleblowing system as of December 31, 2024 amounted to 60 complaints with the following complaint composition:

No	Types of Complaints	Amount
1.	Financing	19
2.	Operational	11
3.	Code of Conduct	30

During 2024, an examination was carried out on complaints from the whistleblowing system received up to December 31, 2024, with the following details

Number of Complaints	Status			
	Already Followed Up	Under Follow Up	Not Followed Up Yet	Not Worth Following Up
60	20	3	3	34

Sanctions/Follow-Up on Complaints In 2024

Based on 20 reports that have been followed up, 17 (seventeen) reports were found to involve violations/fraud, and sanctions have been imposed in accordance with the Bank's regulations.

Anti-Corruption Program

Programs and Procedures to Combat Corruption Practices

Anti-Bribery Management System

As a form of BSI Management's commitment to eradicating corruption, the Anti-Bribery Management System has been implemented since the initial merger in 2021 and has been certified with ISO 37001:2016 SMAP (Anti-Bribery Management System) for the procurement scope within the Procurement and Fixed Asset Group at the Head Office. An Annual Surveillance Audit has also been conducted regularly.

In 2024, BSI conducted ISO 37001:2016 SMAP recertification for procurement within the Procurement and Fixed Asset Group and expanded the ISO 37001:2016 SMAP certification to cover procurement within BSI Corporate University at the Head Office.

Anti-Fraud Strategy

BSI enforces an anti-fraud culture based on Prevention, Detection, Action, and Monitoring principles.

1. Prevention – Ensuring fraud does not occur within the bank's environment (Zero Tolerance for Fraud).
2. Detection – Identifying fraud incidents within the bank's operations.
3. Action – Taking swift action against fraud perpetrators to maintain a healthy business environment.
4. Monitoring – Ensuring consistent follow-up and commitment to fraud incidents.

The Bank's Anti-Fraud Policy (KAF) serves as the foundation for implementing the four pillars of the fraud control system:

1. Fraud Prevention
2. Fraud Detection
3. Fraud Investigation, Reporting, and Sanctions
4. Fraud Monitoring, Evaluation, and Follow-Up

Active Management Oversight

The Board of Commissioners, Sharia Supervisory Board, and Board of Directors of Bank Syariah Indonesia hold the authority and responsibility to:

1. Foster an anti-fraud culture across all levels of the organization, including an Anti-Fraud Statement Declaration and effective communication about fraud-related behaviors.

2. Sign an Integrity Pact across all organizational levels, including the Board of Directors, Sharia Supervisory Board, Board of Commissioners, and all bank employees, covering at least:
   a. Compliance with laws and regulations.
   b. Acting objectively with strong ethical and moral values, ensuring fairness, transparency, consistency, honesty, and commitment.
   c. Actively participating in fraud prevention and eradication efforts, and reporting any fraud incidents within the bank.
   d. Creating a corruption-, collusion-, and nepotism-free work environment (KKN-Free).
3. Establishing and monitoring the implementation of an anti-fraud code of ethics at all organizational levels
4. Ensuring comprehensive implementation and oversight of the bank's anti-fraud strategy.
5. Developing human resource quality, particularly regarding fraud awareness and control.
6. Monitoring and evaluating fraud incidents and determining follow-up actions.
7. Developing effective internal and external communication channels so all bank officers and employees understand and comply with applicable policies and procedures, including fraud control policies.
8. The Active Role of the Sharia Supervisory Board (DPS) in enforcing and ensuring the implementation of Sharia compliance principles, including:
   a. Supervising the implementation of the Anti-Fraud Policy, particularly regarding Sharia-related deviations.
   b. Ensuring the development of qualified human resources, especially concerning fraud awareness and control.
   c. Overseeing, evaluating, and reporting fraud incidents and their follow-up actions, especially in cases related to Sharia compliance violations.

Gratification Policy

According to the laws on eradicating corruption, specifically Law No. 31 of 1999, amended by Law No. 20 of 2002, corruption is defined as the abuse of authority for personal gain or to benefit others unlawfully. Gratification is among the prohibited actions that can lead to fraud and corruption. To prevent such occurrences, BSI has established the Operational Technical Guidelines (PTO) on Gratification Control, which are continuously socialized within the bank's organization.

By implementing Gratification Control, all employees are expected to:
1. Promote Good Corporate Governance (GCG) values and uphold integrity.
2. Refuse to receive or give any gratification related to their position that conflicts with their duties or responsibilities.
3. Report any gratification received that is related to their position and conflicts with their duties or responsibilities to the Gratification Control Unit under the Compliance Unit's coordination.

Procedures carried out in addressing corruption, kickbacks, bribery fraud and/or gratuities, including:
1. Gratification control is the responsibility of all levels within the bank.
2. All bank employees must avoid and reject gratification that could be considered bribery (whether from external or internal sources) if it is related to their position and conflicts with their duties.
3. If gratification cannot be refused upon initial offer, the recipient must return the gratification within 24 hours and report it to the Gratification Control Unit (Anti-Bribery Compliance & AML-CFT Group) with official proof of return, such as a handover document signed by both the recipient and giver, or proof of deposit/transfer if the gratification was in the form of money.
4. Employees who refuse or receive gratification must report it to the Gratification Control Unit via email (antibribery@bankbsi.co.id) or WhatsApp (08118 451 451) within 10 working days of the refusal/receipt, with a copy sent to their Unit Head.
5. The Gratification Control Unit will review reports and determine the type of gratification, issuing a Gratification Determination Letter within 30 working days after receiving a complete report and supporting documents.
6. Employees must educate potential givers or those with conflicts of interest in a professional and courteous manner about the prohibition of receiving gratification classified as bribery or other illegal forms of gratification.
7. If an employee becomes aware of unreported gratification that may be considered bribery, they may report it through the whistleblowing system (WBS).

GRATIFICATION REPORT IN 2024

Gratification reports followed up by Anti Bribery BSI		
1	Number of Reports	31
2	Total Amount	IDR 17,411,760,-
3	Handling Recommendation	1. Gratuities in the form of food are set to be distributed to orphanages/other social institutions. 2. Gratuities in the form of money have been returned by depositing funds into the gratuity giver's account.
Gratification reports followed up by KPK		
1	Number of Reports	2
2	Total Amount	IDR 7,500,000,-
3	Handling Recommendation	1. Based on the KPK Chairman's Decree on the object of Gratification, it is determined to be state property and must be deposited into the State Treasury with the Gratification Money/Compensation Deposit Account Number.

Anti-Corruption Training/Socialization for Employees

The implementation of gratuity control socialization aims to enhance the Bank's organizational understanding of Gratuity Control, fostering an Anti-Fraud Awareness culture based on the Gratuity Control Operational Technical Guidelines (PTO). In 2024, the programs that have been implemented include:

1. Risk Awareness and Anti-Fraud Campaign Program for all employees through online and offline socialization, e-mail blasts, desktop computers, posters, infographics, videos, social media, and onsite monitoring. The details of the program implementation include:
   a. Socialization of anti-gratuity content/posters in collaboration with the Corporate Secretary & Communication Group (CSG) through e-mail blasts, WhatsApp blasts, social media, and the company website, with the following details:

No	Date	Subject	Media
1	February 05, 2024	Infographic: "Do Not Be Afraid to Reject Gratuities"	Email Blast
2	March 20, 2024	Letter to RO I-X No. 04/0038-3/CPG: Appeal on the Prohibition of Gratuities During Ramadan & Eid al-Fitr	Letter
3	March 20, 2024	Memo to All Groups No. 04/0371-3/CPG: Appeal on the Prohibition of Gratuities During Ramadan & Eid al-Fitr	Memo
4	April 03, 2024	Poster: Prohibition of Giving Gratuities in Celebration of Eid al-Fitr 1445H	BSI's official website and social media, namely Instagram, Facebook, and Twitter
5	June 12, 2024	Infographic: Prohibition of Giving Gratuities in Celebration of Eid al-Adha	Email Blast
6	June 12, 2024	Poster: Prohibition of Giving Gratuities in Celebration of Eid al-Adha	BSI's official website and social media, namely Instagram, Facebook, and Twitter
7	August 02, 2024	Reminder on the limit of gift-giving among employees at BSI to all Groups at the Head Office through Official Note No. 04/124-2/DIR-CHC	Nota ke All Group
8	August 02, 2024	Reminder on the limit of gift-giving among employees at BSI to all Employees at Branch Offices through Official Letter No. DIR04/1429-3/DIR-CAC	Letter to All Regions
9	August 06, 2024	Videographic: "Easy Steps for Gratuity Reporting"	Blast Email BSI
10	September 17, 2024	Infographic - Awareness regarding the Celebration of the Birth of Prophet Muhammad (Maulid Nabi Muhammad SAW)	Email Official Blast
11		Appeal to External Parties - Infographic Awareness regarding the Celebration of the Birth of Prophet Muhammad (Maulid Nabi Muhammad SAW)	BSI's official website and social media, namely Instagram, Facebook, and Twitter
12	October 25, 2024	Compliance & AML CFT Awareness regarding the Differences Between Gifts, Gratuities, Bribery, & Extortion	Antibribery Bank BSI
13	October 28, 2024	Poster: The Spirit of Youth Pledge (Sumpah Pemuda) in Preventing Gratuities and Fraud	Email Official Blast
14	December 17, 2024	Awareness - Prohibition of Receiving Gratuities related to Christmas and New Year to all Groups at the Head Office through Official Note No. 04/0207-2/DIR-CAC	Note to All Group
15	December 17, 2024	Awareness - Prohibition of Receiving Gratuities related to Christmas and New Year to all Employees at Branch Offices through Official Letter No. 4/02267-3/DIR-CAC	Letter to All Regions

No	Date	Subject	Media
16	December 19, 2024	Internal Infographic - Prohibition of Receiving Gratuities related to Christmas and New Year	Email Official Blast **Antibribery Bank BSI**
17	December 23, 2024	Appeal to External Parties - Infographic Awareness on the Prohibition of Giving Gifts related to Christmas and New Year through the Website & Social Media (Instagram)	BSI website and BSI official social media, namely Instagram, Facebook, and Twitter

b. Socialization of Anti Gratification (Laa Risywah) to internal and external parties with details as follows:

Socialization of Gratification Control offline and online:

Target of socialization		Date	Socialization Participants
INTERNAL PARTIES (Organic and Non-Organic BSI Employees)	1	February 20, 2024	Region VII Semarang
	2	March 04, 2024	Region IX Kalimantan
	3	March 07, 2024	Distribution & Strategy Group (DSG)
	4	March 27, 2024	DBO Group
	5	March 28, 2024	ASP Group
	6	May 14, 2024	Region VI bandung
	7	June 19, 2024	HCS Group
	8		HCP Group
	9		HCBP 1
	10		HCBP 2
	11	June 24, 2024	BSU, HCP, HCS, SORH 1, PFA, CAC
	12	July 01, 2024	Region III Palembang
EXTERNAL PARTIES (Partners, Vendors, Business Partners and other Third Parties)	1	May 14, 2024	Partners of Notary, Insurance, Guarantee, KAP, KJPP, Auction House and Law Firm under the coordination of RO VI Bandung
	2	July 01, 2024	Partners of Notary, Insurance, Guarantee, KAP, KJPP, Auction House and Law Firm under the coordination of RO III Palembang
	3	October 10, 2024	BSI Maslahat

2. Visits to work units in the context of monitoring the implementation of gratification control in work units with the following details:

No.	Date	Work unit	Region
1	January 19, 2024	Area Saharjo	RO V Jakarta 2
2		Branch Saharjo	
3		Sub-Branch Tebet Barat	
4	February 19, 2024	Sub-Branch Semarang Pandanaran	RO VII Semarang
5	February 20, 2024	Sub-Branch Semarang MT Haryono	
6		Branch Semarang Pandanaran	
7		Branch Semarang A Yani	
8		Sub-Branch Tentara Pelajar	
9	February 21, 2024	Sub-Branch Semarang Sudiarto	
10		Sub-Branch Semarang Majapahit	
11		Sub-Branch Ungaran Diponegoro 1	
12		Sub-Branch Tangerang Ciledug 1	RO IV Jakarta 1
13		Sub-Branch Kalideres	
14		Sub-Branch Kedoya	
15	March 04, 2024	Sub-Branch Banjarmasin A. Yani	RO IX Kalimantan
16		Branch Banjarmasin Lambung Mangkurat	
17	March 05, 2024	Branch Banjarmasin Banjar Baru	
18		Branch Martapura	
19		Sub-Branch Martapura Pasar Intan	

No.	Date	Work unit	Region
20		Sub-Branch Banjarbaru A. Yani	
21	March 06, 2024	Area Consumer Financing (ACF) Banjarmasin	
22		Sub-Branch Kayu Tangi	
23	March 25, 2024	Sub-Branch Jakarta PUPR	RO V Jakarta 2
24		Sub-Branch Kementrian Kehutanan (Kementan)	
25		Sub-Branch ASABRI	
26	May 13, 2024	Sub-Branch Buah Batu 2	RO VI Bandung
27		Sub-Branch Rancaekek	
28		Sub-Branch Astana Ayar	
29		Sub-Branch Ujung Berung 1	
30	May 15, 2024	Branch Suniaraja	
31		Sub-Branch Bandung Setiabudi	
32		KCP Lembang	
33		KCP Bandung UPI	
34	July 01, 2024	KCP Palembang A. Rivai	RO III Palembang
35		Sub-Branch Palembang Veteran	
36	July 02, 2024	Sub-Branch OPI Jakabaring	
37		Sub-Branch Palembang Sudirman	
38		Sub-Branch Palembang Pasar Ilir	
39		Sub-Branch Palembang Demang	
40		Sub-Branch Palembang Indralaya	
41		Sub-Branch Palembang Jakabaring	
42		KC Palembang Sudirman	
43	July 03, 2024	Sub-Branch Palembang Patal	
44		Sub-Branch Palembang Kenten	

Conflict of Interest Management

Throughout 2024, there were no conflicts of interest involving BSI management that resulted in losses for the Bank. The Bank has taken several measures to prevent conflicts of interest, including:

1. e-Poster
   The Bank created electronic posters (e-posters) that were disseminated to all employees as a preventive measure against conflicts of interest.
2. Integrity Pact
   A conflict of interest occurs when there is a clash of interests where an individual exploits their position and authority (either intentionally or unintentionally) within the company for personal, family, or group benefits, preventing them from performing their duties objectively and potentially harming the company. To prevent conflicts of interest among employees, all levels of management and Bank employees are required to complete an annual disclosure statement regarding any conflicts of interest that arise while carrying out their duties and responsibilities. This annually declared pact is closely linked to employee documentation. Currently, the administration of the annual disclosure process is managed by the Human Capital unit, and this disclosure has been integrated into the Bank's personnel system application.
3. E-mail Blast

Insider Trading

BSI, as a publicly listed Bank, complies with all applicable laws and regulations in the capital market sector. The Bank upholds compliance with capital market regulations by adhering to key principles, ensuring that all obligations are met in accordance with prevailing laws, and establishing a dedicated unit within the Corporate Secretary's office responsible for overseeing compliance with capital market regulations through clearly defined duties and responsibilities. Insiders are required to uphold the Company/Bank's Code of Ethics, which includes:

1. Ensuring that personal interests do not conflict with the interests of the Company/Bank.
2. Not abusing their position and authority for personal or family gain.

3. Avoiding any disgraceful actions that could damage their professional reputation or the overall image of the Company/Bank.

The prohibition on insider transactions includes the following:

1. Buying or selling Company/Bank securities or securities of other companies engaged in transactions with the Company/Bank before the insider information has been publicly disclosed or made available to the public.
2. Influencing others to buy or sell Company/Bank securities or providing insider information to any party who is likely to use it for purchasing or selling Company/Bank securities.
3. Engaging in conflicts of interest.
4. Abusing their position/authority.
5. Engaging in market manipulation.
6. Conducting Short Selling or Margin Trading activities.

Throughout 2024, no insider trading incidents were recorded.

Provision of Funds to Related Parties and Large Fund Provision

The provision of funds to related parties is regulated under OJK Regulation No. 26/POJK.03/2021 on the Maximum Limit of Fund Distribution (BMPD) and Large Fund Distribution for Sharia Commercial Banks (BUS). According to this regulation, large fund distribution refers to the provision of funds to individuals or groups outside of related parties, amounting to 10% or more of the bank's core capital. Overall, the distribution of large funds to related parties is limited to a maximum of 10% of the bank's core capital. Meanwhile, the distribution of funds to parties other than related parties is limited to a maximum of 25% of the bank's core capital (Tier 1). This BMPD regulation for BUS came into effect on January 1, 2022.

BSI has the 2024 Financing Policy of Bank Syariah Indonesia, which regulates various policies related to the provision of financing, both to Related Parties, Non-Related Parties, State-Owned Enterprises (BUMN), Regional-Owned Enterprises (BUMD), Local Governments, and financing policies in Foreign Currency. In implementing this policy, BSI always refers to the applicable banking regulations, ensuring that each financing provided is in accordance with the standards set by the relevant authorities.

In providing financing, BSI follows procedures similar to general financing, considering a reasonable profit for the bank. As part of risk management, the provision of large exposure to a single borrower or group of borrowers, reaching 10% or more of the bank's core capital, must be conducted with great caution. The financing process is closely monitored by the Financing Committee, which consists of competent members, including the President Director, who plays a key role in decision-making related to large financing. If the President Director is unavailable, the Vice President Director can substitute their position in the decision-making process.

In 2024, there were no violations of the Maximum Limit of Fund Distribution (BMPD), neither BMPD violations nor exceeding the BMPD limits.

Table of Provision of Funds to Related Parties and Large Debtors

No	Fund Provider	2024		2023	
		Number of Account (NoA)	Nominal (in millions of Rupiah)	Number of Account (NoA)	Nominal (in millions of Rupiah)
1	To Related Parties	1.112	1.430.221	781	1.216.755
2	To 25 Core Debtors				
	a.Individual	25	35.204.051	25	33.353.263
	b.Group	25	49.455.058	25	46.735.610
Total Core Debtors		**50**	**84.659.109**	**50**	**80.088.873**

Transparency of Financial and Non-Financial Conditions of BUS

BSI has submitted the Good Corporate Governance Implementation Report to Shareholders, the Financial Services Authority (OJK), and other relevant institutions in accordance with regulatory requirements. Additionally, the Bank has fulfilled its obligation to publish reports to stakeholders based on applicable accounting standards and in compliance with Bank Indonesia regulations.

List of Consultants, Advisors, or Equivalent Entities Engaged by BUS

Consultant Name	Scope of Work
Assegaf Hamzah & Partners	Legal Consultant
Hadiputranto Hadinoto & Partners (HHP Law Firm)	Legal Consultant
Hotman Paris & Partners	Legal Consultant
Karimsyah	Legal Consultant
Dewan Syam & Partners Law Firm	Legal Consultant
James Purba & Partners	Legal Consultant
SSF Law Firm and Partners	Legal Consultant
Suhendra & Partners	Legal Consultant

Number of Internal Frauds that Occurred and Efforts to Resolve Them

Internal Fraud	Number of Cases Done by						Description
	Board of Commissioners/ Directors		Permanent employee		Non-Permanent Employees		
	Previous Year (2023)	Current Year (2024)	Previous Year (2023)	Current Year (2024)	Previous Year (2023)	Current Year (2024)	
Total Fraud	-	-	11	24	1	4	-
Resolved	-	-	11	24	1	4	-
In the process of resolution within the bank	-	-	-	-	-	-	-
Resolution has not been attempted	-	-	-	-	-	-	-
Followed up through legal process	-	-	2	8	1	2	

Buy Back Shares and/or Buy Back Obligasi

According to Bank Indonesia Circular Letter (SEBI) No. 12/13/DPbs dated April 30, 2010, regarding the Implementation of Good Corporate Governance for Sharia Commercial Banks and Sharia Business Units, Buy Back Share and Buy Back Obligation refer to efforts to reduce the number of issued shares or bonds by repurchasing them, with the payment procedures carried out under applicable regulations. Throughout 2024, BSI did not conduct any share and/or bond repurchase transactions (Buy Back Shares and/or Buy Back Obligations).

Distribution of Funds for Social Activities, Both Amount and Recipients of Funds

As part of BSI's commitment to supporting the achievement of the Sustainable Development Goals (SDGs), BSI implements a Social and Environmental Responsibility (CSR) program, primarily aimed at creating a positive impact on BSI's operational environment, the communities it serves, and its stakeholders. As a Sharia-compliant entity, BSI consistently upholds the principles of Maqashid Shariah in the formulation and implementation of its CSR program.

Source of Funds	Zakat	Infaq	Social	UPZBSI	Waqf	Total
Education	2,076,590,959	10,810,047,742	296,700,000	56,750,027,762	171,560,934	70,104,927,397
Health	531,534,100	2,162,541,603	1,032,500,000	4,313,131,568	-	8,039,707,271
Humanity	3,521,136,525	43,282,311,591	26,377,286,485	30,375,046,430	340,200,000	103,895,981,031
Ekonomi	6,292,534,030	3,429,015,940	145,000,000	58,873,700,861	121,461,177	68,861,712,008
Advocacy Preaching	144,098,000	8,157,368,525	5,503,136,000	3,529,745,806	-	17,334,348,331
Amil	2,548,779,205	12,635,391,696	2,413,393,192	19,739,098,598	-	37,336,662,691
Total	**15,114,672,819**	**80,476,677,097**	**35,768,015,677**	**173,580,751,025**	**633,222,111**	**305,573,338,730**

Non-Halal Income and its Use

In Million Rupiah

Source	
Infaq and Shadaqah	84,691
Fines	21.972
Non-Halal Income	1.240
Others	4.094
	111.997
Use of Charity Fund	
Donations	(117,028)
(Decrease)/Increase of Charity Fund	**(5,031)**
Beginning Balance of Charity Fund	9,907
Ending Balance of Charity Fund	4,876

Implementation of Integrated Governance

BSI, as a subsidiary of Mandiri Group, actively participates in the Integrated Governance Committee (TKT) established by the Parent Entity (Bank Mandiri), with membership determined in accordance with the provisions of the Board of Directors Decree of PT Bank Mandiri (Persero) Tbk No. KEP. DIR/136/2015 concerning Changes in Membership of Committees Under the Board of Commissioners of PT Bank Mandiri (Persero) Tbk. The number and composition of Independent Commissioners serving as members of the Integrated Governance Committee are represented from several subsidiaries as needed and in accordance with applicable regulations. Bank Syariah Indonesia, as a subsidiary, has followed the directives based on recommendations from the Integrated Governance meetings.

Duties and Responsibilities of the TKT Committee:
1. Evaluating internal implementation and the execution of compliance functions in an integrated manner.
2. Providing recommendations to the Board of Commissioners of the Parent Entity (TKT).

Objectives of Establishing Integrated Governance:
1. Achieving a shared understanding between all subsidiaries and Bank Mandiri regarding the improvement of good governance quality within the Financial Conglomerate.
2. Building strong synergy and business alliances between all subsidiaries and Bank Mandiri to create sustainable added value for the Financial Conglomerat.

Relationship Between the Parent Entity and Subsidiaries Through Discussion Forums:
1. Integrated Risk Committee (IRC)
   The IRC is an Executive Committee responsible for formulating, among other things, Integrated Risk Management policies and improving or refining Integrated Risk Management policies based on evaluation results.
   a. Duties, Authority, and Responsibilities of the IRC:
      - The adequacy of processes for identifying, measuring, monitoring, and controlling risks in an integrated manner, as well as the Integrated Risk Management information system.

- A comprehensive internal control system for the implementation of Integrated Risk Management.
- The implementation of Risk Management within each subsidiary.

b. IRC meetings are held at least three (3) times a year or whenever deemed necessary at the request of one or more committee members with voting rights (Voting Member), at the request of the Board of Directors, or based on a written proposal from relevant work units by submitting the discussion materials and coordinating with the Committee Secretary.

2. As a subsidiary, Bank Syariah Indonesia (BSI) regularly involves its Board of Directors in various board forums organized by the Parent Entity (Bank Mandiri), whether conducted on a quarterly or semi-annual basis.

Integrated Governance Assessment Results

The aspects and results of the BSI Integrated Governance assessment in 2024 are presented in the following table:

No	Aspect	Semester I/2024	Semester II/2024
1	Board of Directors	1.56	1.22
2	Board of Commissioners	1.60	1.30
3	Sharia Supervisory Board	1.67	1.50
4	Integrated Governance Committee	1.00	1.00
5	SKK (T)	1.25	1.25
6	SKAI (T)	1.00	1.00
7	PMR (T)	1.40	1.40
8	TK (T) Guidelines	1.33	1.33
9	Conflict of Interest	1.00	1.00
10	Remuneration Policy	1.00	1.00
	Final Score	1.28	1.20

Semester I of 2024	
Ranking	**Definition of Ranking:**
1	The Financial Conglomerate has been assessed to have implemented Integrated Governance in a generally excellent manner. This is reflected in an adequate fulfillment of the principles of Integrated Governance. If there are any weaknesses in the implementation of Integrated Governance, they are generally insignificant and can be promptly addressed by the Parent Entity and/or Financial Service Institutions (LJK).

Governance Structure :

Strengths :

a. The number and composition of the Board of Directors, Board of Commissioners, and Sharia Supervisory Board comply with the requirements stipulated in the applicable laws and regulations.
b. The number and qualifications of all governance organs and supporting infrastructure for Corporate Governance implementation are in accordance with the applicable laws and regulations and are sufficient to support good Corporate Governance practices.

Weaknesses :

Regarding the Company's General Meeting of Shareholders (GMS) held on May 17, 2024, some newly appointed executives have not yet passed the fit and proper test or received approval from the Financial Services Authority (OJK), namely :

a. Three members of the Board of Commissioners and two members of the Board of Directors. The review and fulfillment of the required documents for the OJK fit and proper test are currently in progress.
b. Two members of the Sharia Supervisory Board. The review and fulfillment of the required documents for OJK approval are currently in progress.

Governance Process :

Strengths :

Similar to the governance structure aspect, nearly all evaluation criteria for governance processes are positive factors in the implementation of corporate governance, including :

a. The execution of duties and responsibilities by the Board of Directors, Board of Commissioners, and Sharia Supervisory Board has been carried out in accordance with established Work Guidelines, adhering to good corporate governance principles. Meetings of the Board of Directors, Board of Commissioners, Sharia Supervisory Board, and Joint Meetings are well-documented and serve as materials for evaluation, improvement, and strengthening corporate governance implementation to support the Company's objectives.
b. All governance organs and supporting infrastructure function effectively in overseeing the implementation of good corporate governance.

Weaknesses :
Efforts to improve operational risk management are ongoing, including the development of a Fraud Detection System (FDS) to minimize fraud incidents. However, the implementation of the FDS still requires further progress to achieve the expected results.

Governance Outcome :

Strengths :
a. The Integrated Compliance Report has been submitted to the parent company on time.
b. The Bank's Governance Report, Annual Report, and Bank Soundness Level Report have been submitted to the regulator on time.
c. The recommendations from the Sharia Supervisory Board's oversight have been conveyed to the Company's Board of Directors, covering the supervision of both Corporate Governance principles and Sharia principles.
d. The Internal Audit Unit has prepared and submitted reports on the execution of its duties and responsibilities to the authorized officials in a complete, routine, and timely manner, with proper documentation.

Weaknesses:
There are still regulatory fines that need to be addressed.

Semester II of 2024	
Ranking	**Definition of Ranking:**
1	The Financial Conglomerate has been assessed to have implemented Integrated Governance in a generally excellent manner. This is reflected in an adequate fulfillment of the principles of Integrated Governance. If there are any weaknesses in the implementation of Integrated Governance, they are generally insignificant and can be promptly addressed by the Parent Entity and/or Financial Service Institutions (LJK).

Governance Structure :

Strengths :
a. The number and composition of the Board of Directors, Board of Commissioners, and Sharia Supervisory Board comply with the requirements stipulated in the applicable laws and regulations.
b. The number and qualifications of all governance organs and supporting infrastructure for Corporate Governance implementation are in accordance with the applicable laws and regulations and are sufficient to support good Corporate Governance practices.

Weaknesses :
Regarding the Company's General Meeting of Shareholders (GMS) held on May 17, 2024, there was one executive who had not yet received approval from the Financial Services Authority (OJK): Dr. KH. Abdul Ghofur Maimoen, MA (Sharia Supervisory Board Member).

Note: Approval has now been granted by OJK as per OJK Letter Number SR-13/PB.02/2025 dated January 9, 2025.

Governance Process :

Strengths :
Similar to the governance structure aspect, nearly all evaluation criteria for governance processes are positive factors in the implementation of corporate governance, including :
a. The execution of duties and responsibilities by the Board of Directors, Board of Commissioners, and Sharia Supervisory Board has been carried out in accordance with established Work Guidelines, adhering to good corporate governance principles. Meetings of the Board of Directors, Board of Commissioners, Sharia Supervisory Board, and Joint Meetings are well-documented and serve as materials for evaluation, improvement, and strengthening corporate governance implementation to support the Company's objectives.
b. All governance organs and supporting infrastructure function effectively in overseeing the implementation of good corporate governance.

Weaknesses :
Risk management implementation still needs improvement, as there were repeated incidents of fraud and system failures during the assessment period.

Governance Outcome :

Strengths :
a. The Integrated Compliance Report has been submitted to the parent company on time.
b. The Bank's Governance Report, Annual Report, and Bank Soundness Level Report have been submitted to the regulator on time.
c. The recommendations from the Sharia Supervisory Board's oversight have been conveyed to the Company's Board of Directors, covering the supervision of both Corporate Governance principles and Sharia principles.
d. The Internal Audit Unit has prepared and submitted reports on the execution of its duties and responsibilities to the authorized officials in a complete, routine, and timely manner, with proper documentation.

Weaknesses:
There are still regulatory fines that need to be addressed.

Implementation of the Guidelines for Public Company Governance

Principle	Recommendation	Implementation at Bank BSI
Aspect 1: Relationship between Public Companies and Shareholders in Guaranteeing Shareholder Rights.		
Principle 1 : Increasing the Value of Holding General Meetings of Shareholders (GMS).	**1.1** **Public Companies have technical methods or procedures for collecting votes, both openly and secretly, which prioritize independence.**	In the Annual General Meeting of Shareholders (AGMS) and Extraordinary GMS, Bank Syariah Indonesia (BSI) has implemented the voting process both openly and closely as stated in the GMS Rules of Procedure, both for those who are physically present through the system provided by the Company's Securities Administration Bureau and those who are present electronically through the Electronic General Meeting System (eASY.KSEI) facility provided by KSEI. At the Annual GMS held in 2024, the voting mechanism is carried out by shareholders or their proxies who abstain and those who disagree will be asked to raise their hands and submit their voting cards, those who do not raise their hands can be considered to agree to the proposal being discussed. Voting is also carried out electronically (e-voting) for shareholders who are not physically present or who provide their power of attorney electronically (e-proxy) through the Electronic General Meeting System (eASY.KSEI) facility provided by KSEI. The counting of the voting results is carried out by an independent party, namely the Securities Administration Bureau of PT Datindo Entrycom. Thus, the independence and interests of shareholders can be maintained in the voting process. The Company has created the GMS Rules of Procedure which can be downloaded on the Company's website at the time of the GMS Invitation , the rules of procedure are also available to Shareholders which can be downloaded during the GMS via the QR code provided and the main points of the GMS rules of procedure are also read out before the GMS begins. **Description: Fulfilled (Comply)**
	1.2 **All members of the Board of Directors and members of the Board of Commissioners of the Public Company attended the AGMS.**	At the Annual GMS held in 2024 all members of the Board of Directors and members of the Board of Commissioners of BSI were present. **Description: Fulfilled (Comply)**
	1.3 **A summary of the minutes of the GMS is available on the Public Company Website for at least 1 (one) year.**	Summary of Minutes of the GMS held in 2024, both in Indonesian and English, has been announced 2 (two) working days after the GMS and has been uploaded to the BSI Website, BEI Website, and eASY KSEI (KSEI Website). **Description: Fulfilled (Comply)**
Principle 2: Improving the Quality of Public Company Communication with Shareholders or Investors.	**2.1** **Public Companies have a communication policy with shareholders or investors.**	Bank BSI has a communication policy with shareholders or investors as regulated in the Standard Operating Procedure (SOP) Corporate Secretary & Communication in Chapter V. Communications carried out by Bank BSI include through the implementation of GMS, Public Expose, Analyst Meeting, Financial Reports, and Annual Reports, as well as providing accurate and timely information disclosure. In addition, Bank BSI also provides information that can be accessed via the Bank BSI website. The website also contains information on the addresses of Bank BSI's head office and branch offices, e-mail addresses, social media access, and contact centers as a means for shareholders and investors to communicate with the Bank easily. **Description: Fulfilled (Comply)**
	2.2 **Public Companies disclose the Public Company's communication policy with shareholders or investors on the Website.**	Bank BSI always manages information on the website so that the Company's shareholders or investors can obtain the latest information related to BSI. **Description: Fulfilled (Comply)**

Principle	Recommendation	Implementation at Bank BSI
Aspect 2: Functions and Roles of the Board of Commissioners		
Principle 3: Strengthening the Membership and Composition of the Board of Commissioners.	3.1 **Determination the number of members of the Board of Commissioners takes into account the conditions of the Public Company.**	Bank BSI has complied with the provisions of Article 20 POJK No. 33/ POJK.04/2014 concerning the Board of Directors and Board of Commissioners of Issuers or Public Companies, namely the number of members of the Board of Commissioners is more than 2 (two) people. As of December 31, 2023, the Board of Commissioners of BSI consisted of nine (9) members, comprising four (4) Independent Commissioners and four (4) Non-Independent Commissioners. The number of Board of Commissioners members did not exceed the number of Board of Directors members. **Description: Fulfilled (Comply)**
	3.2 **Determining the composition of the members of the Board of Commissioners which into diversity of skills, knowledge and experience required.**	Bank BSI's Board of Commissioners has a diversity of expertise, knowledge, and experience aimed at supporting Bank BSI's business development. This can be seen from the profile of each Board of Commissioners on the Company's website. **Description: Fulfilled (Comply)**
Principle 4: Improving the quality of the Board of Commissioners duty implementations and responsibilities.	4.1 **The Board of Commissioners has a self-assessment policy to assess the performance of the Board of Commissioners.**	The Board of Commissioners has a self-assessment policy that is regulated in the Board of Commissioners' Rules of Procedure. **Description: Fulfilled (Comply)**
	4.2 **The self-assessment policy for assessing the performance of the Board of Commissioners is disclosed in the Annual Report of the Public Company.**	The self-assessment policy to assess the performance of the Board of Commissioners has been disclosed in this Annual Report. **Description: Fulfilled (Comply)**
	4.3 **The Board of Commissioners has a policy regarding the resignation of members of the Board of Commissioners if they are involved in financial crimes.**	The Board of Commissioners has a policy regarding the resignation of members of the Board of Commissioners if they are involved in financial crimes as regulated in the Bank BSI's Corporate Governance Standard Operating Procedure (SOP). **Description: Fulfilled (Comply)**
	4.4 **The Board of Commissioners or the Committee that carries out the Remuneration and Nomination function prepares a succession policy in the nomination process for members of the Board of Directors.**	The succession policy has been regulated in the Guidelines and Work Procedures of the Bank BSI's Remuneration & Nomination Committee. **Description: Fulfilled (Comply)**
Aspect 3: Functions and Roles of the Board of Directors		
Principle 5: Strengthening the Membership and Composition of the Board of Directors.	5.1 **Determination of the number of members of the Board of Directors takes into account the conditions of the Public Company and the effectiveness of decision making.**	BSI has complied with the provisions of Article 20 of POJK No. 33/POJK.04/2014 concerning the Board of Directors and Board of Commissioners of Issuers or Public Companies, which require that the Board of Directors of an Issuer or Public Company consist of at least two (2) members. As of December 31, 2023, BSI's Board of Directors comprised ten (10) members, with its composition determined based on the complexity and needs of the company. **Description: Fulfilled (Comply)**
	5.2 **Determining the composition of the Board of Directors members takes into account the diversity of skills, knowledge and experience required.**	Bank BSI's Board of Directors has a diverse background of expertise, knowledge and experience. This can be seen from the profile of each Director on the Company's website. The diversity and number of Directors are needed to provide the best alternative problem solving for the Bank, according to the needs, size and complexity of the Bank's business. **Description: Fulfilled (Comply)**
	5.3 **Members of the Board of Directors who oversee the accounting or finance sector have expertise and/or knowledge in the accounting sector.**	The Director overseeing the accounting or finance sector at BSI is the Director of Finance & Strategy, Mr. Ade Cahyo Nugroho. With his educational background, experience, and expertise in finance, his qualifications can be reviewed in detail in his profile on the Company's website. **Description: Fulfilled (Comply)**

Principle	Recommendation	Implementation at Bank BSI
Principle 6: Improving the Implementation Quality of the Board of Directors' Duties and Responsibilities.	6.1 The Board of Directors has a self-assessment policy to assess the performance of the Board of Directors	The Board of Directors has a self-assessment policy. The Board of Directors' performance assessment is carried out through a self-assessment mechanism to assess the implementation of the Board of Directors' performance as stipulated in the BSI Corporate Governance Standard Operating Procedure (SOP). **Description: Fulfilled (Comply)**
	6.2 The self-assessment policy for assessing the performance of the Board of Directors is disclosed in the annual report of the Public Company.	The self-assessment policy to assess the performance of the Board of Directors has been disclosed in this Annual Report. **Description: Fulfilled (Comply)**
	6.3 The Board of Directors has a policy regarding the resignation of members of the Board of Directors if they are involved in financial crimes.	The Board of Directors has a policy regarding the resignation of members of the Board of Directors if involved in financial crimes as regulated in the Standard Operating Procedure (SOP) for Bank BSI's Corporate Governance. **Description: Fulfilled (Comply)**
Aspect 4: Stakeholders Participation		
Principle 7: Improving company governance aspects through Stakeholder Participation.	7.1 Public Companies have policies to prevent insider trading.	To prevent insider trading, Bank BSI has a policy that regulates this in the Standard Operating Procedure (SOP) of Corporate Secretary & Communication. **Description: Fulfilled (Comply)**
	7.2 Public Companies have anti-corruption and anti-fraud policies.	Bank BSI already has an anti-fraud policy. Bank BSI's anti-fraud policy is the main foundation for implementing an anti-fraud strategy through 4 (four) pillars of the fraud control system, namely: 1. Fraud Prevention; 2. Fraud Detection; 3. Fraud Investigation, Reporting and Imposition of Sanctions; and 4. Fraud Monitoring, Evaluation and Follow-up. BSI's Anti-Fraud Policy can be accessed on the BSI website. BSI also has Technical Operational Instructions (PTO) for Gratification Control. **Description: Fulfilled (Comply)**
	7.3 Public Companies have a policy on the selection and improvement of supplier or vendor capabilities.	Bank BSI has a Procurement Policy for Goods and Services, namely SPO Procurement and PTO Procurement for procurement of goods and services. **Description: Fulfilled (Comply)**
	7.4 Public Companies have a policy regarding the fulfillment of creditors' rights	BSI has a policy regarding the fulfillment of creditors' rights, which serves as a guideline in extending loans to creditors. The policy on the fulfillment of creditors' rights is regulated in BSI's Policies, Standard Procedures, and Product Manual. **Description: Fulfilled (Comply)**
	7.5 Public Companies have a whistleblowing system policy	Bank BSI has a whistleblowing system policy that refers to the BSI Corporate Governance Policy & Internal Audit SOP and has been uploaded to the BSI website (www.bankbsi.co.id) **Description: Fulfilled (Comply)**
	7.6 The Public Company has a policy of providing long-term incentives to Directors and employees.	Bank BSI has a policy of providing long-term incentives to the Board of Directors, which is regulated in the Guidelines and Work Procedures of the Remuneration & Nomination Committee and policies related to employee remuneration. **Description: Fulfilled (Comply)**
Aspect 5: Information Transparency		
Principle 8: Improving the Implementation of Transparency of Information	8.1 Public Companies utilize information technology wider than Websites as a medium for information disclosure.	Bank BSI always manages the Company's Web as optimally as possible so that the information obtained by shareholders or investors or the public is the latest and accurate information. In addition to the Website, BSI also utilizes technology such as SMS Banking and Mobile Banking. Utilizing other social media applications such as Instagram, Facebook, Youtube and Twitter for information disclosure media. **Description: Fulfilled (Comply)**
	8.2 The Annual Report of a Public Company discloses the ultimate beneficial owner of shares in the Public Company of at least 5% (five percent), in addition to disclosure of the ultimate beneficial owner of shares in the Public Company through major and controlling shareholders.	Bank BSI has disclosed information regarding shareholders who own 5% or more of the Company's shares in this Annual Report. **Description: Fulfilled (Comply)**

Good Corporate Governance Assessment

Self Assessment

As a manifestation of the Company's commitment to POJK No. 17 of 2023 concerning the Implementation of Governance for Commercial Banks and SEOJK No. 10/SEOJK.03/2014 concerning the Assessment of the Health Level of Sharia Commercial Banks and Sharia Business Units, BSI has routinely carried out self-assessments of GCG implementation. The assessment of Good Corporate Governance (GCG) factors is a study of the quality of the Bank's management of the implementation of GCG principles that refer to regulatory provisions. The implementation of the assessment of GCG implementation in BSI is carried out every semester, namely at the end of June and December. The results of the GCG self-assessment are grouped into 5 (five) categories: Rank 1, Rank 2, Rank 3, Rank 4 and Rank 5.

Assessment Criteria

The implementation of self-assessment on the implementation of GCG refers to the OJK Circular Letter which covers 3 (three) aspects of governance, namely governance structure, governance process and governance outcome. The assessment of the three aspects of governance is carried out on:

1. Implementation of the duties and responsibilities of the Board of Commissioners.
2. Implementation of the duties and responsibilities of the Board of Directors.
3. Completeness and implementation of the Committee's duties.
4. Implementation of the duties and responsibilities of the Sharia Supervisory Board.
5. Implementation of sharia principles in fund collection and distribution activities as well as services.
6. Handling conflicts of interest.
7. Implementation of compliance functions.
8. Implementation of the internal audit function.
9. Implementation of the external audit function.
10. Legal Lending Limit (BMPD).
11. Transparency of financial and non-financial conditions of BUS, reports on the implementation of Good Corporate Governance and internal reporting.

The Party Conducting The Assessment

Assessment of GCG implementation is carried out through self-assessment done by the Compliance Group.

Assessment Score

GOOD CORPORATE GOVERNANCE FACTOR ASSESSMENT Semester 1 Tahun 2024		
	Ranking	Rank Definition
Individual	2	"The Bank Management has implemented Good Corporate Governance which can be said to be well done. This is reflected in the implementation of adequate Good Corporate Governance principles. If there are weaknesses in the implementation of Good Corporate Governance principles, then generally these weaknesses are less significant and can be resolved with normal actions by Bank management."

Analysis

Based on the Self Assessment results of the Governance Structure, Governance Process and Governance Outcome aspects of 11 (eleven) GCG Implementation Assessment Factors for the position of Semester 1 of 2024, Bank Management has done well the implemented Good Corporate Governance (GCG), as reflected in the following matters :

1. **Implementation of duties and responsibilities of the Board of Commissioners**
   a. The number and composition of the Board of Commissioners have met the requirements stipulated in the provisions of applicable laws and regulations. Members of the Board of Commissioners do not hold concurrent positions except for matters stipulated in applicable provisions and do not have family relationships with fellow members of the Board of Commissioners and/or members of the Board of Directors. The Board of Commissioners has guidelines and work procedures and all members have integrity, competence and adequate financial reputation to support them in carrying out their duties and responsibilities in addition to efforts that are continuously made in conducting continuous learning.
   b. All members of the Board of Commissioners do not violate the provisions on concurrent positions as stipulated in the regulations issued by the Regulator, (including the Financial Services Authority, Bank Indonesia and other laws and regulations).
   c. All members of the Board of Commissioners do not have financial, management, ownership and family relationships with fellow members of the Board of Commissioners, the Board of Directors and/or Controlling Shareholders.
   d. The Board of Commissioners has a Board of Commissioners Work Regulations in accordance with applicable laws and regulations and best practices for implementing GCG.
   e. The implementation of duties and responsibilities in the form of supervisory actions, evaluations and independence of the Board of Commissioners has been adequate, including ensuring the implementation of GCG principles in every business activity of the Bank at all levels or levels of the organization, including through the Board of Commissioners meeting forum or regular meetings of the Board of Commissioners with the Board of Directors or Field Directors to ensure that operational activities have been running well and in accordance with GCG principles. All results of the meeting are stated in the minutes of the meeting and are well documented. During Semester 1 of 2024, 9 (nine) internal meetings of the Board of Commissioners (Rakomdir) were held, and 7 (seven) meetings of the Board of Directors with the Board of Commissioners .

2. **Implementation of the duties and responsibilities of the Board of Directors**
   a. The Bank has a number of Board of Directors members exceeding the minimum number stipulated in the applicable provisions and all members of the Board of Directors are domiciled in Indonesia and meet all requirements stipulated in accordance with the applicable provisions, including those related to concurrent positions, independence, integrity, competence and good financial reputation to support the implementation of their duties and responsibilities as Board of Directors.
   b. None of the members of the Board of Directors violate the provisions on concurrent positions as stipulated in the Regulations issued by the Regulator, (including the Financial Services Authority, Bank Indonesia and other statutory provisions).
   c. None of the members of the Board of Directors have financial, management, ownership and family relationships with fellow members of the Board of Directors, the Board of Commissioners, and/or Controlling Shareholders.
   d. The Board of Directors has a Board of Directors Work Procedure Guideline in accordance with the applicable laws and regulations and best practices for implementing GCG.
   e. The Board of Directors has determined policies and strategic decisions through Board of Directors Meetings effectively and efficiently and each decision of the Board of Directors Meeting is stated in the Minutes of the Board of Directors Meeting. During Semester 1 of 2024, 25 (twenty five) Board of Directors meetings were held.
   f. The Board of Directors has carried out the management of the Bank based on the principles of prudence, sharia principles, and GCG principles. The audit findings have been followed up, and other matters related to the governance process have been fulfilled and provided optimal results.

3. **Completeness and implementation of Committee duties**
   a. The Bank has an Audit Committee, a Risk Monitoring Committee and a Nomination & Remuneration Committee in accordance with applicable provisions. The Committee has a Charter/as a guideline in carrying out its duties and responsibilities.
   b. All Committees carry out their duties independently and effectively through meetings that are held routinely involving/inviting related work units to obtain comprehensive and detailed input regarding problems and conditions in operational activities.
   c. The Committee has carried out its functions in accordance with applicable provisions by submitting regular reports or recommendations according to its duties to the Board of Commissioners.

4. **Implementation of the duties and responsibilities of the Sharia Supervisory Board**
   a. The competence, reputation and independence of the DPS have been in accordance with applicable provisions so that it can carry out its duties and responsibilities properly.
   b. The appointment/replacement of DPS members and the implementation of their duties and responsibilities have been carried out properly in accordance with the principles of GCG and applicable provisions.
   c. During Semester 1 of 2024, the DPS has implemented:

DPS Meetings	DPS Opinions Given	Pick Test
16	24	27

5. **The implementation of Syariah principles in fund mobilization, fund distribution, and service provision activities.**
   a. In general, the Bank has carried out fund mobilization, fund distribution, and service provision activities in accordance with Sharia principles and applicable regulations. This is supported by the adequate competence of the Sharia Supervisory Board (DPS).
   b. The process of product development and the implementation of fund mobilization, fund distribution, and banking services are generally in compliance with the fatwas of the National Sharia Council of the Indonesian Ulema Council (DSN-MUI) and the opinions of the Syariah Supervisory Board (DPS).
   c. The activities of fund mobilization, fund distribution, and service provision are governed by Standard Operating Procedures (SOPs) that align with Sharia principles.

6. **Conflicts of Interest Management**
   a. The Bank has established internal regulations aimed at preventing transactions involving conflicts of interest, including the Indonesian Sharia Bank Corporate Governance Policy, Anti-Fraud Policy, and Human Capital Standard Operating Procedures.
   b. During the first semester of 2024, there were no transactions involving conflicts of interest that directly or indirectly involved the Board of Directors, Board of Commissioners, or the Sharia Supervisory Board (DPS).
   c. The Bank's internal policies on conflicts of interest effectively prevent such occurrences, ensuring that they do not cause harm or reduce the Bank's profitability.

7. **Implementation of the Compliance Function**
   a. The Compliance Director has met the independence requirements and does not hold a concurrent position as President Director, nor does he oversee business and operational functions, treasury, finance and accounting, logistics and procurement of goods/services, or internal audit. The compliance unit operates independently from the operational units and reports directly to the Compliance Director.
   b. The Compliance Director and the Compliance Unit have carried out their duties and responsibilities in accordance with applicable regulations and have also performed other tasks related to the compliance function.
   c. To ensure that all internal regulations and bank products comply with prevailing laws and regulations, each internal regulation issued is subjected to a compliance review beforehand.
   d. The Bank has submitted the principal report on the implementation of the Compliance Function Director's duties in a timely manner. The scope of the report aligns with regulatory requirements.

8. **Implementation of Internal Audit Function**
   a. The adequacy of the Governance Structure in relation to the implementation of the internal audit function is well established, as reflected in the following:
      1. The Bank has an Internal Audit Business Unit (SKAI) that reports directly to the President Director and is authorized to communicate directly with the Board of Commissioners and/or the Audit Committee.
      2. The Bank has also established an Internal Audit Charter and internal regulations related to internal audit, including the Indonesian Sharia Bank Internal Audit Policy, Internal Audit Control Standard Procedures, and the Online Follow-Up Monitoring List (DMTL) PTO.
      3. The fulfillment and enhancement of SKAI's human resource quality are continuously carried out in coordination with the Human Resources Unit.
   b. The effectiveness of Good Corporate Governance (GCG) implementation in relation to the internal audit function is well established, as reflected in the following:
      1. The Board of Directors, together with the Internal Audit Business Unit (SKAI), ensures the implementation of internal controls at all management levels through audit examinations and actively encourages the resolution of follow-up actions on SKAI's audit findings.
      2. SKAI's findings, as documented in the Audit Report, have been reviewed and directed by the Board of Directors, with follow-ups monitored by SKAI and reported to the Board of Commissioners.
      3. SKAI has performed its supervisory function independently, with an adequate scope of responsibilities, in line with the audit execution plan and monitoring of audit results.
   c. .The quality of outcomes from the implementation of the internal audit function is satisfactory and meets stakeholders' (particularly the Board of Commissioners') expectations, as reflected in SKAI's periodic reports to the Board of Commissioners through the Audit Committee, which include Audit plan realization, Significant findings and recommendations, and Completion of follow-up actions on audit results and directives from the Board of Directors.

9. **Implementation of the External Audit Function**
   a. The audit conducted by the Public Accounting Firm (KAP) has been carried out effectively and meets the established criteria.
   b. The appointment of the Public Accountant/Public Accounting Firm (KAP) complies with the minimum requirements set forth in applicable regulations. The audit is conducted independently by the Public Accountant/KAP.
   c. The quality and scope of the audit results from the Public Accountant/KAP align with the applicable regulations.

10. **Legal Lending Limit (BMPD) Implementation**
   a. The Bank has established written policies, systems, and procedures for fund provision to related parties and large exposures, including monitoring and issue resolution mechanisms.
   b. The Bank regularly evaluates and updates its policies, systems, and procedures related to BMPD to align with prevailing regulations and laws. Additionally, the Bank ensures that fund provisions to related parties and large exposures comply with prudential principles.
   c. The Bank submits periodic reports on BMPD to the Financial Services Authority (OJK) in a timely manner. The Bank's implementation of fund provisions to related parties and/or large exposures adheres to applicable BMPD regulations, prudential principles, and relevant laws while also considering capital adequacy and portfolio diversification.

11. **Transparency of Financial and Non-Financial Conditions of the Sharia Commercial Bank (BUS), GCG Implementation Report, and Internal Reporting**
   a. The Bank's Internal Reporting System is capable of providing timely, accurate, complete, and reliable data and information, effectively supporting management decision-making. This is reinforced by the Bank's Information Technology System, which ensures adequate asset and information maintenance.
   b. The Bank transparently discloses financial and non-financial information to the public through its official website www.bankbsi.co.id and other appropriate media, ensuring easy access for all stakeholders. Financial and non-financial reports are also submitted to regulators and stakeholders in compliance with applicable regulations.
   c. The scope of financial and non-financial information is comprehensive and timely, meeting regulatory requirements.
   d. The GCG Implementation Report has been submitted on time to stakeholders in accordance with applicable regulations. The 2023 GCG Report was submitted to the Financial Services Authority (OJK) on April 23, 2024, via letter No. 04/736-3/DIR-CPG.

Considering the conclusions outlined above, the strengths and weaknesses of GCG implementation at Bank Syariah Indonesia are explained below :

1. **The Strength of GCG Implementation**
   a. **Governance Structure**
      In general, the Bank has established a comprehensive governance structure and infrastructure in compliance with applicable regulations to support the implementation of GCG principles across all work lines and operations, aiming to achieve outcomes that meet stakeholder expectations.

   b. **Governance Process**
      In general, the implementation of GCG has been in accordance with applicable regulations, as reflected in the Bank's compliance with its obligations to regulators and the fulfillment of its responsibilities to all stakeholders.

   c. **Governance Outcome**
      The outcome of GCG implementation at Bank Syariah Indonesia can be observed through the Bank's financial and non-financial achievements. Financially, this is reflected in the key financial performance indicators up to June 2024 (unaudited), as presented in the following table:

Sector	June	Description
Company's profit	3,401.32	BSI's performance in June 2024 showed a year-on-year (YoY) increase, driven by the following factors: 1. Increase in Company Profit, is caused by: a. Growth in margin income b. Increase in fee-based income c. Well-maintained (OHC) 2. Increase in Assets, is driven by: a. Growth in third-party funds (DPK) b. Increase in financing distribution
Total of Asset	360,850.48	
OHC	5,074.15	
Financing	257,387.61	
Third Party Funding	296,697.95	
a. Current Account	55,338.45	
b. Saving	128,776.00	
c. Deposit	112,583.50	
CASA	184,114.45	

Meanwhile, in non-financial aspects, during the first semester of 2024, the Bank received a total of 49 awards, including:
1. The Best CEO 2023 (SWA)
2. Best Investor Relation – Banking Indonesia 2023 (International Finance Award)
3. Top Rank Sharia Bank in Satisfaction, Loyalty & Engagement 2024 (Infobank)
4. The Best Integrated CSR Program (First Indonesia)
5. The Best Leadership Focus on CSR Program (First Indonesia)
6. The Most Promising Company in Social Media Utilization for Banking Industry (Markplus Indonesia)
7. The Best Bank Umum Syariah 2024 (Infobank)
8. The Best Islamic Bank by Country – Indonesia (Islamif Finance News)
9. Big Cap - Market capitalization exceeded IDR 25 trillion. (Investortrust.id)
10. Best Islamic Wealth Manager (Global Private Banker)

2. **Weaknesses in GCG Implementation**
   1. Following the Annual General Meeting of Shareholders (AGMS) held on May 17, 2024, some appointed officials have yet to pass the fit & proper test or receive approval from the Financial Services Authority (OJK), including:
      a. Three members of the Board of Commissioners and two members of the Board of Directors, currently under review and in the process of completing the required documentation for OJK's fit & proper test submission.
      b. Two members of the Sharia Supervisory Board, currently in the review process and completing documentation for OJK approval submission.
   2. Based on the self-assessment of governance processes, there are still certain fund mobilization and/or distribution activities that are not yet fully aligned with Sharia principles, despite the fact that all of the Bank's products comply with DSN-MUI fatwas and Sharia Supervisory Board (DPS) opinions, and all related SOPs have been established through proper mechanisms.
   3. Certain regulatory fines remain outstanding and require further attention from management. The Bank has conducted a root cause analysis to identify the underlying causes and establish corrective actions aimed at mitigating risks and preventing similar fines from occurring in future periods.

ASSESSMENT OF GOOD CORPORATE GOVERNANCE FACTORS Semester 2 Tahun 2024		
	Rating	**Ratings Definition**
Individual	**2**	The Bank's management has implemented Good Corporate Governance (GCG) in a generally sound manner. This is reflected in the adequate application of GCG principles. If any weaknesses exist in the implementation of GCG principles, they are generally insignificant and can be resolved through normal managerial actions.

Analysis

Based on the results of the Self-Assessment on the aspects of Governance Structure, Governance Process, and Governance Outcome for the 11 (eleven) Evaluation Factors of GCG Implementation for the second semester of 2024, the Bank's Management has implemented Good Corporate Governance (GCG) in a generally sound manner, as reflected in the following:

1. **Duties and Responsibilities of the Board of Commissioners**
   a. All members of the Board of Commissioners have passed the fit and proper test conducted by the Financial Services Authority (OJK). The number of members on the Board of Commissioners complies with the requirements set forth in the applicable laws and regulations. Members of the Board of Commissioners do not hold concurrent positions, except in cases permitted by the prevailing regulations, and do not have family relationships with fellow members of the Board of Commissioners and/or members of the Board of Directors. The Board of Commissioners has established work guidelines and rules of conduct, and all members possess adequate integrity, competence, and financial reputation to support them in carrying out their duties and responsibilities, in addition to continuous efforts to enhance their knowledge through ongoing learning.
   b. None of the members of the Board of Commissioners violate the provisions regarding concurrent positions as stipulated by the regulations issued by the regulatory authorities (namely, the Financial Services Authority, Bank Indonesia, and other applicable laws and regulations).
   c. None of the members of the Board of Commissioners have financial, managerial, ownership, or family relationships with fellow members of the Board of Commissioners, the Board of Directors, and/or the Controlling Shareholder.
   d. The Board of Commissioners has established its Rules of Conduct in accordance with applicable laws and regulations, as well as best practices in the implementation of Good Corporate Governance (GCG).
   e. The implementation of the duties and responsibilities of the Board of Commissioners, including oversight, evaluation, and maintaining independence, has been adequate. This includes ensuring the application of GCG principles in all business activities of the Bank at every level of the organization, among others, through Board of Commissioners meetings or joint meetings between the Board of Commissioners and the Board of Directors or relevant Directors on a regular basis. These meetings serve to ensure that operational activities are conducted properly and in accordance with GCG principles. All meeting outcomes are documented in minutes and properly archived. During the second semester of 2024, the Board of Commissioners held eight (8) internal meetings and five (5) joint meetings with the Board of Directors (Rakomdir).

2. **Duties and Responsibilities of the Board of Directors**
   a. All members of the Board of Directors have passed the fit and proper test conducted by the Financial Services Authority (OJK). The Bank has a number of Directors that exceeds the minimum requirement as stipulated by applicable regulations. All members of the Board of Directors reside in Indonesia and meet all the requirements set forth in the prevailing regulations, including those related to concurrent positions, independence, integrity, competence, and good financial reputation, to support the execution of their duties and responsibilities as Directors.
   b. None of the members of the Board of Directors violate the provisions regarding concurrent positions as stipulated by regulations issued by regulatory authorities (namely, the Financial Services Authority, Bank Indonesia, and other applicable laws and regulations).
   c. None of the members of the Board of Directors have financial, managerial, ownership, or family relationships with fellow members of the Board of Directors, the Board of Commissioners, and/or the Controlling Shareholder.
   d. The Board of Directors has established its Rules of Conduct in accordance with applicable laws and regulations, as well as best practices in the implementation of Good Corporate Governance (GCG).
   e. The Board of Directors has effectively and efficiently established policies and strategic decisions through Board of Directors meetings, with all decisions documented in the Meeting Minutes of the Board of Directors. During the second semester of 2024, a total of twenty (20) Board of Directors meetings were held.
   f. The Board of Directors has managed the Bank in accordance with the principles of prudence, Sharia principles, and GCG principles. Audit findings have been duly followed up, and other governance processes have been fulfilled, yielding optimal results.

3. **Completeness and Implementation of Committee Duties**
   a. The Bank has established an Audit Committee, a Risk Monitoring Committee, and a Nomination & Remuneration Committee in accordance with applicable regulations. Each committee has a charter that serves as a guideline in carrying out its duties and responsibilities.
   b. All committees perform their duties independently and effectively through regular meetings, involving or inviting relevant work units to obtain comprehensive and detailed input on issues and conditions in operational activities.
   c. The committees have carried out their functions in accordance with applicable regulations by submitting regular reports or recommendations, as required by their respective duties, to the Board of Commissioners.

4. **Implementation of the Duties and Responsibilities of the Syariah Supervisory Board**
   a. The competence, reputation, and independence of the Sharia Supervisory Board (DPS) comply with applicable regulations, enabling it to effectively carry out its duties and responsibilities.
   b. The appointment and replacement of DPS members, as well as the execution of their duties and responsibilities, have been conducted in accordance with Good Corporate Governance (GCG) principles and applicable regulations.
   c. During the second semester of 2024, the DPS has carried out:

DPS Meeting	DPS Opinion proposal	Sample Testing
16	23	19

5. **Duties and Responsibilities of the Syariah Supervisory Board**
   a. In general, the Bank has carried out fundraising, fund distribution, and service provision activities in accordance with Sharia principles and applicable regulations. This is supported by the adequate competence of the Syariah Supervisory Board (DPS).
   b. The process of product development and the execution of fundraising, fund distribution, and banking services have generally complied with the fatwas issued by the National Sharia Council of the Indonesian Ulema Council (DSN-MUI) and the opinions of the DPS.
   c. Fundraising, fund distribution, and service provision activities are governed by Standard Operating Procedures (SOPs) that adhere to Sharia principles.

6. **Conflict of Interest Management**
   a. The Bank has established internal regulations aimed at preventing transactions that involve conflicts of interest, including the Corporate Governance Policy of Bank Syariah Indonesia, the Anti-Fraud Policy of Bank Syariah Indonesia, and the Standard Operating Procedures for Human Capital.
   b. Throughout the second semester of 2024, no transactions involving conflicts of interest were recorded, either directly or indirectly, involving the Board of Directors, Board of Commissioners, or the Sharia Supervisory Board (DPS).
   c. The Bank's internal conflict of interest policy has been effectively implemented to prevent conflicts of interest, ensuring that they do not result in any losses or reduced profitability for the Bank.

7. **Implementation of Compliance Function**
   a. The Compliance Director has met the independence requirements and does not hold a concurrent position as the President Director. Additionally, the Compliance Director does not oversee business and operational functions, treasury, finance and accounting, logistics, procurement of goods/services, or internal audit. The compliance unit operates independently from operational units and reports directly to the Compliance Director.
   b. The Compliance Director and the Compliance Unit have carried out their duties and responsibilities in accordance with applicable regulations, as well as other tasks related to the compliance function.
   c. To ensure that every internal regulation and product launched by the Bank complies with prevailing laws and regulations, a compliance review is conducted before the issuance of any internal regulation.
   d. The Bank has submitted the key reports on the implementation of the Compliance Function Director's duties in a timely manner. The scope of these reports aligns with regulatory requirements.

8. **Implementation of Internal Audit Function**
   a. Adequacy of Governance Structure in the Implementation of Internal Audit Function
      1. The Bank has established an Internal Audit Business Unit (Satuan Kerja Audit Intern – SKAI) that reports directly to the President Director and has direct communication access with the Board of Commissioners and/or the Audit Committee.
      2. The Bank has also developed an Internal Audit Charter and internal regulations related to Internal Audit, including the Internal Audit Policy of Bank Syariah Indonesia, Internal Audit Control Standard Procedures, and the Online Follow-Up Monitoring List (DMTL) Procedures.
      3. The fulfillment and enhancement of SKAI's human resource quality are continuously improved through coordination with the Human Resources unit.
   b. Effectiveness of GCG Implementation in the Internal Audit Function is reflected below :
      1. The Board of Directors, together with SKAI, ensures the implementation of internal controls at all management levels through audits and actively encourages the resolution of SKAI's audit findings.
      2. SKAI's audit findings, as outlined in the Audit Report, have been reviewed and directed by the Board of Directors, with follow-up actions monitored by SKAI and reported to the Board of Commissioners.
      3. SKAI has carried out its supervisory function independently, with a sufficient scope of duties aligned with the planned audit implementation and follow-up monitoring.
   c. The quality of internal audit outcomes has been adequate and meets stakeholder expectations (i.e., the Board of Commissioners), as reflected in periodic reports submitted by SKAI to the Board of Commissioners through the Audit Committee. These reports include the realization of the audit plan, significant findings and recommendations, and follow-up resolutions along with directives from the Board of Directors.

9. **Implementation of External Audit Function**
   a. The audit conducted by the Public Accounting Firm (KAP) has been carried out effectively and meets the established criteria.
   b. The appointment of the Public Accountant/Public Accounting Firm (KAP) complies with the minimum requirements set forth in the applicable regulations. The audit process conducted by the Public Accountant/KAP is independent.
   c. The quality and scope of the audit results provided by the Public Accountant/KAP are in accordance with applicable regulations.

10. **Maximum Fund Distribution Limit (BMPD)**
   a. The Bank has established written policies, systems, and procedures regarding fund provision to related parties and large exposures, including monitoring and issue resolution.
   b. The Bank periodically evaluates and updates its policies, systems, and procedures related to BMPD to align with applicable regulations and laws. It also ensures that fund provision to related parties and large exposures adheres to the prudential principles.
   c. The Bank submits periodic reports on BMPD to the Financial Services Authority (OJK) in a timely manner. The Bank's fund provision to related parties and/or large exposures complies with the prevailing BMPD regulations, adheres to prudential principles and legal provisions, and considers capital capacity and portfolio diversification in fund distribution.

11. **Transparency of Financial and Non-Financial Conditions of the Islamic Commercial Bank (BUS), GCG Implementation Report, and Internal Reporting**
   a. The Bank's Internal Reporting System is capable of providing timely, accurate, complete, and reliable data and information, effectively supporting management decision-making. This is reinforced by the Bank's Information Technology System, which ensures adequate asset and information maintenance.
   b. The Bank transparently discloses financial and non-financial information to the public through the website www.bankbsi.co.id and other appropriate media, making it easily accessible to all stakeholders. Financial and non-financial reports have also been submitted to regulators and stakeholders in accordance with applicable regulations.
   c. The scope of financial and non-financial information is available in a timely and comprehensive manner, in compliance with prevailing regulations.
   d. The GCG Implementation Report has been submitted to stakeholders in a timely manner, in accordance with applicable regulations. The GCG Implementation Report for the 2023 Fiscal Year was submitted to OJK via letter No. 04/736-3/DIR-CPG dated April 23, 2024.

Considering the above conclusions, the strengths and weaknesses of GCG implementation at Bank Syariah Indonesia are as follows:

1. **The Strengh of CGC Implementation**
   a. **Governance Structure**
      In general, the Bank has established a comprehensive governance structure and infrastructure that complies with applicable regulations. This framework supports the implementation of GCG principles across all work lines and operations, aiming to achieve outcomes that meet the expectations of the Bank's stakeholders.
   b. **Governance Process**
      In general, the implementation of GCG has been in accordance with applicable regulations, as reflected in the Bank's compliance with its obligations to regulators and the fulfillment of its responsibilities to all stakeholders.
   c. **Governance Outcome**
      The outcomes of GCG implementation at Bank Syariah Indonesia can be observed through the Bank's financial and non-financial achievements. Financially, this is reflected in the key financial performance indicators of the Bank as of December 2024 (unaudited), as presented in the following table:

Pos	December	Growth YoY		Description
	Nom	Nom	%	
Company Profit	7,002.96	1,299.22	22.78%	BSI's performance in December 2024 showed a year-on-year (YoY) increase in several key aspects, including: 1. The Company's Profit Increased Due to the Following Factors: a. Increase in margin income b. Growth in fee-based income c. Controlled rise in operating expenses (OHC) 2. Assets Increased Due to the Following Factors: a. Growth in third-party funds (DPK) b. Increase in financing
Total Assets	408,811.92	55,187.80	15.61%	
OHC	11,658.03	1,537.37	15.19%	
Financing	278,481.27	38,165.22	15.88%	
Third-party funds	327,454.17	33,678.24	11.46%	
a. Giro	56,335.60	3,134.21	5.89%	
b. Savings	140,534.22	15,807.77	12.67%	
c. Deposit	130,584.35	14,736.26	12.72%	
CASA	196,869.81	18,941.98	10.65%	

Meanwhile, in terms of non-financial achievements, during the second semester of 2024, the Bank received a total of 108 (one hundred and eight) awards, including:

1. The Most Profitable Sharia Bank 2024
2. 1st Winner of Indonesia Customer Service Quality Award 2024
3. Most Sharia Bank for Excellence Good Corporate Governance
4. Top 20 Financial Institution 2024
5. The Most Committed Top Leader on Human Capital 2024
6. Institutions/Agencies that Support the Acceleration of Halal Certification in East Java
7. Best BUMN Awards 2024 for Developing Sharia Economic Ecosystem Continuous Innovation, Category: Subsidiary
8. Indonesia Most Powerful Women 2024 in Implementing Inclusive Organizational Management to Create Productive Environtment
9. The Most Trusted Company
10. The Best Industry Marketing Champion 2024 for the Commercial Banking sector.

2. **The Weakness of CGC Implementation**
   1. In relation to the Bank's Annual General Meeting of Shareholders (AGMS) held on May 17, 2024, one member of the Sharia Supervisory Board (DPS) appointed through the AGMS had not yet received approval from the Financial Services Authority (OJK), namely Dr. K.H. Abdul Ghofur Maimoen, MA.
      * Although it is has not effective yet in Semester 2 of 2024, approval from OJK was obtained through OJK Letter No. SR-13/PB.02/2025 dated January 9, 2025, and the appointment was reported to OJK via Letter No. 05/081-3/DIR-CSG dated January 13, 2025.
   2. The appointment of Mr. Muliaman D. Hadad (President Commissioner concurrently serving as Independent Commissioner) as the Head of BPI Danantara* on October 22, 2024, categorized as a Public Official, may lead to non-compliance with the requirements for an Independent Commissioner as stipulated in POJK No. 17 of 2023 concerning the Implementation of Corporate Governance for Commercial Banks. Should this situation occur, the change in Mr. Muliaman D. Hadad's position as President Commissioner without concurrently serving as Independent Commissioner will be ratified at the upcoming Annual General Meeting of Shareholders (AGMS).
      As of the TKB report dated December 31, 2024, BPI Danantara has not yet obtained institutional legality.
   2. Based on the results of the self-assessment of the governance process, there are still fundraising and/or financing activities that have not been fully aligned with Sharia principles, despite all Bank products complying with the DSN-MUI Fatwas and DPS Opinions, as well as all related Standard Operating Procedures (SOPs) being formulated through an adequate mechanism.
      The root cause mapping of non-compliance with Sharia principles in fundraising and/or financing activities includes sample testing, identifying awareness and competency as dominant issues. These are being addressed through the implementation of a Sharia Collaborative Forum, certification of Sharia competency for branch employees, and literacy programs for the three pillars (risk – operations – business).
   4. There are still regulatory fines that require follow-up and management's attention. The Bank has conducted a root cause analysis to determine appropriate remedial actions to mitigate the risk of recurring fines in future periods.

Assessment of GCG Implementation by External Parties

Corporate Governance Perception Index (CGPI)

In 2024, BSI participated for the fourth time in the corporate governance assessment organized by The Indonesian Institute for Corporate Governance (IICG), known as the Corporate Governance Perception Index (CGPI). CGPI is the first GCG research and ranking program in Indonesia aimed at assessing the quality of corporate governance in companies, including publicly listed companies (issuers), state-owned enterprises (SOE), banking institutions, and other private companies.

The CGPI program is being implemented with the goal of inviting all stakeholders in the business ecosystem, including the government, business people, the business community, and business supporters, to implement best GCG practices in the world of business and the economy. This initiative was launched to promote sustainable economic prosperity, with a focus on the process of creating added value for all stakeholders.

Thus, the CGPI program is expected to motivate the business world to implement the concept of Corporate Governance (CG) while also encouraging wider community participation so that they can work together to develop and implement GCG. In addition, the CGPI program aims to encourage companies to improve the quality of GCG through continuous improvement, so that the CGPI program can become a strategic tool for compiling databases, mapping CG conditions in Indonesia, and serving as a benchmark for GCG implementation in public, state-owned, and private companies in Indonesia..

Companies participating in the CGPI can benefit from measuring and improving their GCG practices, enhancing the company's overall reputation, attracting stakeholders, and increasing the potential for long-term success in the market. Additionally, CGPI participant companies can identify and address internal organizational factors that may not yet align with or support the implementation of GCG. This serves as a key consideration in improving corporate governance, encouraging all company members to apply GCG principles more effectively within their business scope. The CGPI results reflect the commitment of Indonesian companies to enhancing the quality of GCG implementation. Some of the key benefits for CGPI participant companies include



Assessment Criteria

CGPI 2023 with the theme "Building Corporate Maturity in the GCG Framework" is assessed based on the fulfillment of assessment aspects and indicators, covering 3 assessment aspects which are then detailed into 24 assessment indicators. A detailed explanation is as follows:

1. **Governance Structure**
   This aspect is an assessment of the completeness of the optimal Organ, structure and infrastructure in the company according to principles, values, and compliance, in order to create value and ensure sustainable growth ethically and with dignity. In detail, this aspect of governance structure consists of the following indicators:

a. Shareholders and GMS
b. Board of Directors
c. Board of Directors
d. Board of Commissioners Supporting Organs
e. Board of Directors Supporting Organs
f. Functional Management

2. **Governance Process**
This aspect is an assessment of the management system that is able to realize the optimization of all management functions in accordance with changes in the company's contextual environment, as well as principles, values, and compliance, in order to create value and ensure sustainable growth ethically and with dignity. In detail, the governance process aspect consists of the following indicators:
a. Shareholder and GMS Governance System and Mechanism
b. Board of Commissioners and Board of Directors Governance System and Mechanism
c. Organizational Behavior Governance System and Mechanism
d. Disclosure and Information Transparency Governance System and Mechanism
e. Risk Governance System and Mechanism
f. Compliance Governance System and Mechanism
g. Control and Supervision Governance System and Mechanism
h. Strategic Planning Governance System and Mechanism.
i. Organizational Infrastructure Governance System and Mechanism
j. Information Technology Governance System and Mechanism
k. Sustainable Development Goals Governance System and Mechanism
l. Creativity and Innovation Governance System and Mechanism
m. Governance System and Mechanism Building Corporate Maturity

3. **Governance Outcome**
This aspect is an assessment of the company's optimal, effective, and efficient performance with effective and efficient use of resources in creating value and ensuring sustainable growth ethically and with dignity. In detail, the governance outcome aspect consists of the following indicators:
a. Corporate Organ Governance Outcome
b. Organizational Behavior Conformity
c. Risk, Compliance, and Control and Supervision Governance Outcome
d. Sustainable Development Goals Governance Outcome
e. Governance Outcome Building Corporate Maturity

Stages in the CGPI 2024 assessment

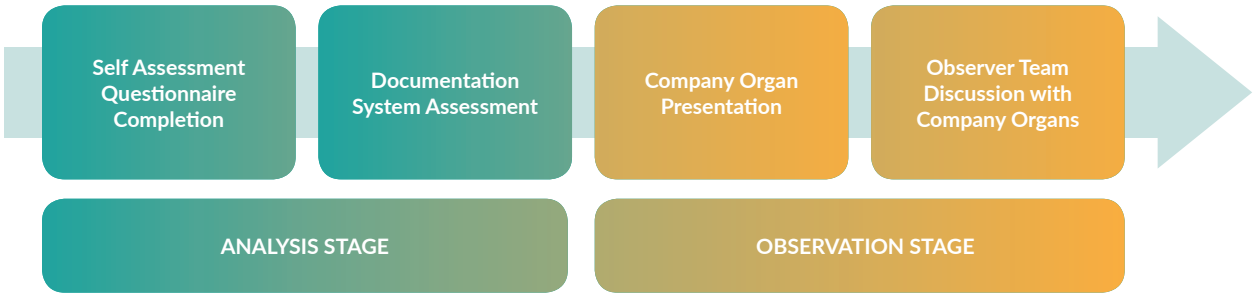

Party Carrying Out the Assessment

The party that carried out the CGPI assessment was the Indonesian Institute for Corporate Governance (IICG).

Assessment Score

91,80
(Sangat Terpercaya)

PT Bank Syariah Indonesia Tbk, in the Corporate Governance Perception Index (CGPI) 2024 Research and Ranking Program for the 2023 assessment year, achieved a score of 91.80. Based on the 2023 CGPI ranking category, PT Bank Syariah Indonesia Tbk received the "*Highly Trusted*" rating.



The detailed scores for each assessment aspect in the CGPI 2024 for the 2023 assessment year achieved by PT Bank Syariah Indonesia

Governance Structure Aspect	Governance Process Aspect	Governance Outcome Aspect
30,82 (out of a maximum **33,33**) or achievement **92,46%**	**30,45** (out of a maximum **33,34**) or achievement **91,32%**	**30,53** (out of a maximum **33,33**) or achievement **91,61%**

The 2024 CGPI results for the 2024 assessment awarded PT Bank Syariah Indonesia Tbk the "Highly Trusted" predicate. This reflects the commitment and consistency of the company's organs and all members in implementing Good Corporate Governance (GCG) principles and systems. PT Bank Syariah Indonesia Tbk has also developed an optimal, high-quality, and robust management system, utilizing resources effectively and efficiently while adhering to GCG principles, values, and compliance. As a result, the bank continues to create added value for stakeholders and ensure sustainable, ethical, and dignified corporate growth.

Recommendations and Follow-Up Actions

Several BSI recommendations for participation in CGPI 2024 include aspects of governance structure, governance process aspects and governance results aspects. Several CGPI assessment indicators still need to be maintained and improved. BSI's commitment to continue to strive to implement healthy, ethical and dignified business practices is one of them by following several recommendations for the CGPI 2024 assessment. BSI believes that improvements in governance aspects are key to BSI's sustainability.

Asean Governance Corporate Scorecard (ACGS)

As part of its ongoing efforts to enhance corporate governance and demonstrate commitment and consistency in its implementation, Bank Syariah Indonesia has aligned its governance practices with principles developed by the Organization for Economic Cooperation and Development (OECD) and endorsed by the ASEAN Capital Market Forum (ACMF), known as the ASEAN Corporate Governance (CG) Scorecard.

The ASEAN CG Scorecard is used to assess the corporate governance practices of publicly listed companies across ASEAN countries. The evaluation is based on publicly available information, including the Annual Report, Audited Financial Statements, Sustainability Report, Public Announcements and Notices of General Meetings, Corporate Website, and other public disclosures.

Assessment Criteria

The assessment components of the ASEAN Corporate Governance (CG) Scorecard are explained below :

a. Rights and Equal Treatment of Shareholders
b. Sustainability and Resilience
c. Disclosure and Transparency
d. Responsibilities of the Board of Directors and Board of Commissioners

Assessing Parties

The assessment is conducted by the ASEAN Capital Market Forum (ACMF) through a Domestic Ranking Body (DRB) appointed by the regulator of each participating country. The DRB performs the assessment at the national level, followed by a peer review by DRBs from other ASEAN member countries. Since 2016, the Financial Services Authority (OJK) has appointed PT RSM Indonesia Konsultan (RSM) as the DRB responsible for conducting assessments in Indonesia.

Assessment Score

More than 80% of the governance practices implemented by BSI have adopted the principles outlined in the ASEAN CG Scorecard. BSI has been assessed as having exceeded compliance with the minimum international standards and governance practices, significantly outperforming the average implementation seen among issuers or public companies (listed) within the top 100 market capitalization on the stock exchange (Big Cap).

Recommendations and Follow-Up Actions

BSI is dedicated to ongoing enhancement, especially in embracing best governance practices. As a result, multiple recommendations from the external assessment will be diligently addressed and pursued continuously. For BSI, this reflects a commitment shared by both management and employees to enhance the implementation of governance practices moving forward, especially for certain assessment indicators that still require refinement. BSI believes that minimizing the gap between its governance practices and the principles set forth in the ASEAN CG Scorecard will have a significant impact on the long-term sustainability and existence of the company.



SOCIAL AND ENVIRONMENTAL RESPONSIBILITY

08 »



In carrying out its business activities, BSI always strives that every decision and business activity undertaken is able to provide benefits to its stakeholders. The Company views that social responsibility is a necessity which will ultimately have a positive impact on the value of the Company. In this regard, the direction of implementing social responsibility is in an effort to increase the role of the Company in achieving Sustainable Development Goals (SDGs).

As a Company engaged in banking, BSI has committed to implementing a sustainable financial program which is a support of the financial sector in achieving sustainable development. The Company is well aware that the financial system can play an important role in preventing the occurrence of funding or investment practices in business activities that use resources excessively, which ultimately has an impact on social inequality and results in environmental damage.

As a financial services institution, the implementation of corporate social responsibility at BSI refers to POJK No. 51/POJK.03/2017 concerning the Implementation of Sustainable Finance for Financial Service Institutions Issuers and Public Companies and the international standard, namely ISO 26000. In accordance with the Circular Letter of the Financial Services Authority No. 16/SEOJK.04/2021 Concerning the Form and Content of the Annual Report of Issuers or Public Companies, Information on corporate social responsibility, particularly related to the application of environmental, social and governance (ESG) principles, is presented in the Sustainability Report which is presented separately from this Annual Report.

09 »



OJK REFERENCES INDEX

Indeks Referensi
OJK

Criteria	Explanation	Page	Regulations
GENERAL			
Annual Report is well printed and bound.		√	POJK 29
Annual Report must be reproduced in the form of printed copies of documents and electronic copies of documents.		√	POJK 29
Annual Reports are presented in Indonesian and foreign languages.		√	POJK 29
Annual Report must be published on the Issuer's or Public Company's Website on the same date as the submission of the Annual Report to the Financial Services Authority.		√	POJK 29
PERFORMANCE HIGHLIGHTS			
Summary of important financial data contains financial information presented in comparative form for 3 (three) financial years or since starting their business if the Issuer or Public Company has been running its business activities for less than 3 (three) years.	Information includes, among others:		
	1. Income after distribution of profit sharing, imbalances, and bonuses.	19	SEOJK 10
	2. Gross profit.	19	SEOJK 16
	3. Operational profit.	19	SEOJK 10
	4. Profit before tax.	19	
	5. Net profit.	19	
	6. Profit and loss.	19	SEOJK 16
	7. Total comprehensive profit (loss).	19	SEOJK 10 SEOJK 16
	8. Total profit (loss) attributable to owners of the parent entity and non-controlling interests.	Not Applicable	SEOJK 16
	9. Total comprehensive profit (loss) attributable to owners of the parent entity and non-controlling interests.	Not Applicable	
	10. Earnings (loss) per share.	19	SEOJK 10 SEOJK 16
	11. Total assets.	18	
	12. Total liabilities.	18	
	13. Total equity.	19	
	14. Third-party funds.	19	SEOJK 10
	15. Loans received.	19	
	16. Ratio of profit (loss) to total assets.	21	SEOJK 16 SEOJK 10
	17. Profit (loss) to equity ratio.	21	
	18. Profit (loss) to revenue/sales ratio.	21	
	19. Current ratio.	21	SEOJK 16
	20. Liability to equity ratio.	21	
	21. Ratio of liabilities to total assets.	21	

Criteria	Explanation	Page	Regulations
	22. CAR ratio.	21	SEOJK 10
	23. Productive assets.	21	
	24. Gross and net NPF ratio.	21	
	25. Ratio of Operating Expenses to Operating Income (BOPO).	21	
	26. Cost to Income Ratio (CIR).	21	
	27. Percentage of violations and exceedances of BMPD.	21	
	28. Statutory Reserve Ratio (GWM).	21	
	29. Net Open Position (NOP) Ratio.	21	
	30. Information and other financial ratios that are relevant to the issuer or public company and the type of industry.	21	SEOJK 10 SEOJK 16
Stock Information	Information on shares for Public Companies at least contains:		SEOJK 16
	1. Shares that have been issued for each quarter presented in comparative form for the last 2 (two) financial years, at least contain:		
	a. Number of outstanding shares.	22	
	b. Market capitalization is based on the price on the stock exchange where the shares are listed.	22	
	c. The highest, lowest and closing share prices are based on the price on the stock exchange where the shares are listed.	22	
	d. Volumetrading on the stock exchange where the shares are listed.	22	
	Information in letter b), letter c) and letter d) is only disclosed if the shares are listed on the stock exchange. Information is presented in the form of graphs and tables.		
	2. such as a stock split, reverse stock, stock dividends, bonus shares, changes in the nominal value of shares, issuance of convertible securities, and additions and capital reduction, share information as referred to in number 1) is added with an explanation of at least:	23	SEOJK 16
	a. The date of implementation of the corporate action.	Not Applicable	
	b. Stock split ratios, reverse stock ratios, stock dividends. c. bonus shares, number of convertible securities issued, and changes in share nominal value.	Not Applicable	
	d. The number of outstanding shares before and after the corporate action.	Not Applicable	
	e. The number of effect conversions implemented (if any).	Not Applicable	
	f. Stock prices before and after corporate actions.	Not Applicable	
	3. In the event of a temporary suspension of share trading (suspension) and/or delisting of shares during the financial year, the reasons for the temporary suspension of share trading (suspension) and/or delisting of shares (delisting) shall be explained.	23	SEOJK 16
	4. In the event that the temporary suspension of share trading (suspension) as referred to in number 3) and/or the process of canceling the listing of shares (delisting) is still ongoing until the end of the Annual Report period, the actions taken to resolve the temporary suspension of share trading (suspension) and/or cancellation are explained. listing of shares (delisting).	23	SEOJK 16

Criteria	Explanation	Page	Regulations
REPORT OF BOARD OF DIRECTORS AND BOARD OF COMMISSIONERS			
Directors Report	The Board of Directors' report contains at least a brief description of:		
	1. Performance of Issuers or Public Companies, at least includes:		
	a. Issuer's or Public Company's strategy and strategic policies (including for UUS if the Bank owns UUS).	35-36	SEOJK 10 SEOJK 16
	b. The role of the Board of Directors in formulating the strategy and strategic policies of the Issuer or Public Company.	36	SEOJK 16
	c. The process carried out by the Board of Directors to ensure the implementation of the Issuer's or Public Company's strategy.	36	
	d. Comparison between the results achieved and those targeted by the Issuer or Public Company.	37	SEOJK 10 SEOJK 16
	e. Obstacles faced by Issuers or Public Companies.	37	
	f. Main activity.	33	SEOJK 10
	g. Information Technology.	34	
	h. Distribution of financing to MSME customers.	33	
	i. Percentage of benefits for collecting and distributing funds	35	
	j. Economic development and target market.	34	
	k. Networks and business partners at home and/or abroad.	33	
	l. Number, type and location of offices.	33	
	m. Ownership of the Board of Directors, Board of Commissioners and shareholders in the BUS.	Not Applicable	
	n. Important changes that occurred in the BUS and the BUS in the year concerned.	37-38	
	o. mportant things that are expected to happen in the future.	37-38	
	p. Human resources include the number, level of education, training, and development of human resources.	33	
	2. An overview of the business prospects of the Issuer or Public Company.	37-38	SEOJK 10 SEOJK 16
	3. Implementation of Issuer or Public Company governance.	38-40	
Report of the Board of Commissioners	The Board of Commissioners' report contains at least a brief description of:		
	1. Assessment of the Board of Directors' performance regarding the management of Issuers or Public Companies, including oversight by the Board of Commissioners in the formulation and implementation of the Issuer's or Public Company's strategy carried out by the Board of Directors.	45-46	SEOJK 16 SEOJK 10
	2. Views on the business prospects of Issuers or Public Companies compiled by the Board of Directors.	46	
	3. Views on the implementation of governance of the Issuer or Public Company.	46-48	
	4. Changes in the composition of the Board of Commissioners (if any) and reasons for the changes.	48-49	SEOJK 10
	5. Frequency and method of providing advice to members of the Board of Directors.	45	
Statement Letter from Members of the Board of Directors and Members of the Board of Commissioners	Statement Letter from Members of the Board of Directors and Members of the Board of Commissioners regarding Responsibility for the Annual Report. Statement letter from members of the Board of Directors and members of the Board of Commissioners regarding responsibility for the Annual Report is prepared in accordance with the format of Statement Letter from Members of the Board of Directors and Members of the Board of Commissioners regarding Responsibility for the Annual Report.	56-57	SEOJK 16 POJK 29

Criteria	Explanation	Page	Regulations
COMPANY PROFILE			
Company name and full address	Access to Issuers or Public Companies including branch offices or representative offices that enable the public to obtain information about Issuers or Public Companies, including:		SEOJK 10 SEOJK 16
	1. Address	60-71	
	2. Phone number	60-71	
	3. Email address	60-71	
	4. Website address	60-71	
Brief history of Issuer or Public Company	Include among others: date/year of establishment, name, change of company name (if any), and effective date of change of company name.	72-73	SEOJK 10 SEOJK 16
	Notes: if the company has never changed its name, please disclose it.		
Vision, Mission and Corporate Culture	Includes:		SEOJK 10 SEOJK 16
	1. Company Vision	74	
	2. Company Mission	75	
	3. Statement that the vision and mission have been reviewed and approved by the Board of Directors/Board of Commissioners in the financial year.	74-75	
Business activities	Description of, among others:		SEOJK 10 SEOJK 16
	1. The company's business activities according to the latest articles of association.	76	
	2. Business Activities Undertaken.	76-77	
	3. Products and/or services produced.	78-85	
Operational Area	Issuer's or Public Company's operational area. The operational area is the area or area where operational activities are carried out or the scope of the company's operational activities.	86-88	SEOJK 16
Organizational structure	The organizational structure of the Issuer or Public Company in the form of a chart, at least up to 1 (one) level below the Board of Directors including committees under the Board of Directors (if any) and committees under the Board of Commissioners, accompanied by names and positions.	90-91	SEOJK 10 SEOJK 16
Association Membership	List of industry association memberships both on a national and international scale related to the implementation of sustainable finance.	89	SEOJK 16
Board of Directors Profile	Profile of the Board of Directors, at least contains:		SEOJK 10 SEOJK 16
	1. Name and position in accordance with the duties and responsibilities.	92-103	
	2. Latest photos.	92-103	
	3. Age	92-103	
	4. Citizenship.	92-103	
	5. Educational history and/or certification.	92-103	
	6. Position history, including information on:	92-103	
	a. The legal basis for appointment as a member of the Board of Directors of the Issuer or Public Company concerned	92-103	
	b. Concurrent positions, both as members of the Board of Directors, members of the Board of Commissioners, and/or committee members as well as other positions both inside and outside the Issuer or Public Company. In the event that members of the Board of Directors do not have concurrent positions, then this is disclosed.	92-103	
	c. Work experience and time period both inside and outside the Issuer or Public Company.	92-103	

Criteria	Explanation	Page	Regulations
	7. The of the Board of Commissioners, major shareholders and controllers, either directly or indirectly to individual owners, including names of affiliated parties. In the event that members of the Board of Directors have no affiliation, the Issuer or Public Company shall disclose this. Financial relationships and family relationships of members of the Board of Directors and members of the Board of Commissioners with other members of the Board of Directors, other members of the Board of Commissioners, and/or controlling shareholders of the Bank.	104	SEOJK 10 SEOJK 16 POJK 13
	8. Changes in the composition of members of the Board of Directors and reasons for the changes. In the event that there is no change in the composition of the members of the Board of Directors, this will be disclosed.	104-106	SEOJK 16
Profile of the Board of Commissioners	Profile of the Board of Commissioners, at least contains:		SEOJK 10 SEOJK 16
	1. Name and position.	107-118	
	2. Latest photos.	107-118	
	3. Age.	107-118	
	4. Citizenship.	107-118	
	5. Educational history and/or certification.	107-118	
	6. Position history, including information on:	107-118	
	a. The legal basis for appointment as a member of the Board of Directors of the Issuer or Public Company concerned	107-118	
	b. Legal basis for the first appointment as a member of the Board of Commissioners who is an independent commissioner of the Issuer or Public Company concerned.	107-118	
	c. Concurrent positions, both as members of the Board of Directors, members of the Board of Commissioners, and/or committee members as well as other positions both inside and outside the Issuer or Public Company. In the event that members of the Board of Directors do not have concurrent positions, then this is disclosed.	107-118	
	d. Work experience and time period both inside and outside the Issuer or Public Company.	107-118	
	7. Affiliation with other members of the Board of Directors, members of the Board of Commissioners, major shareholders and controllers, either directly or indirectly to individual owners, including names of affiliated parties. In the event that members of the Board of Directors have no affiliation, the Issuer or Public Company shall disclose this. Financial relationships and family relationships of members of the Board of Directors and members of the Board of Commissioners with other members of the Board of Directors, other members of the Board of Commissioners, and/or controlling shareholders of the Bank.	119	SEOJK 10 SEOJK 13 SEOJK 16 POJK 17
	8. Statement of independence of the independent commissioner in the event that the independent commissioner has served more than 2 (two) terms.	Not Applicable	SEOJK 16
	9. Changes in the composition of members of the Board of Directors and reasons for the changes. In the event that there is no change in the composition of the members of the Board of Directors, this will be disclosed.	119-121	SEOJK 16
Sharia Supervisory Board Profile	Includes at least:		
	1. DPS composition, as well as position and curriculum vitae summary. In the event that there is a change in the composition of the DPS members that occurs after the Fiscal Year ends up to the deadline for submitting financial publication reports and annual financial performance information, the composition listed is the composition of the DPS before and after the change	122-127	SEOJK 10
	2. Latest photo;	122-127	

Criteria	Explanation	Page	Regulations
	3. Age;	122-127	
	4. Citizenship;	122-127	
	5. Educational history;	122-127	
	6. Position history, including information: (i) Number and date of the deed of ratification, approval and/or recording from the authorized agency for appointment as a DPS member; (ii) Concurrent position of DPS member (if any); And (iii) Experience and period of work, both inside and outside BUS;	122-127	
	7. Education and/or training that DPS members have attended during the Financial Year (if any).	128	
Executive officer brief profile	Including the composition of executive officers along with their positions and a summary of Curriculum Vitae.	130-134	SEOJK 10
Number of employees and employee competency development data.	Data on employee competency development that has been carried out in the financial year consisting of parties (position levels) who attended training, types of training, and training objectives as well as equal opportunities for all employees.	135-136	SEOJK 10 SEOJK 16
	Employee competency development costs that have been incurred in the financial year.		
Shareholder composition	Names of shareholders and percentage of ownership at the beginning and end of the financial year, which consists of information regarding:		SEOJK 10 SEOJK 16 POJK 17
	1. Shareholders who own 5% (five percent) or more shares of Issuers or Public Companies.	140	
	2. Members of the Board of Directors and members of the Board of Commissioners who own shares of Issuers or Public Companies. In the event that all members of the Board of Directors and/or all members of the Board of Commissioners do not own shares, then this matter shall be disclosedthe.	142-143	
	3. shares by members of the Board of Directors and members of the Board of Commissioners at the beginning and end of the financial year, including information regarding shareholders who are registered in the register of shareholders for the benefit of indirect ownership by members of the Board of Directors and members of the Board of Commissioners. In the event that all members of the Board of Directors and/or all members of the Board of Commissioners do not have indirect ownership of the shares of the Issuer or Public Company, then this matter must be disclosed. Directors and commissioners who own Shares (Directors and Board of Commissioners/Supervisory Board must report to the company regarding their and/or family's share ownership in the company concerned and other companies, including any changes thereto).	142-143	
	4. Group of public shareholders, namely groups of shareholders who each own less than 5% (five percent) of the shares of the Issuer or Public Company.	141	SEOJK 16
	5. Number of shareholders and percentage of ownership at the end of the financial year based on classification:		SEOJK 16
	a. Ownership of local institutions.	143	
	b. Ownership of foreign institutions.	143	
	c. Local individual ownership.	143	
	d. Foreign individual ownership.	143	
	The above information can be presented in tabular form.		
Major and controlling shareholder	Information regarding major shareholders and controllers of Issuers or Public Companies, either directly or indirectly, up to individual owners, presented in the form of a schematic or chart.	144	SEOJK 10 SEOJK 16

Criteria	Explanation	Page	Regulations
List of associate subsidiaries, venture companies	Names of subsidiaries, associated companies, joint venture companies where the Issuer or Public Company has joint control of the entity (if any), along with the percentage of share ownership, line of business, total assets, and operating status of subsidiaries, associated companies, joint venture companies. For subsidiaries, information regarding the address of the subsidiary is added.	144	SEOJK 10 SEOJK 16
Information related to the BUS	Banks that are part of a business group and/or have Subsidiaries, must add:		SEOJK 10
	The structure of the BUS which includes:		
	a. The structure of the BUS consists of the BUS, Subsidiaries, sister companies, Parent Entity up to the ultimate shareholder.	145	
	b. Management linkage structure within the BUS.	145	
	c. Shareholders acting on behalf of other shareholders. The definition of a shareholder acting on behalf of another shareholder is an individual shareholder or an entity that has the common goal of controlling the BUS, based on or not based on an agreement.	145	
Share listing chronology	Chronology of share listing, number of shares, number of listed shares after each corporate action, nominal value, and offering price from the beginning of listing to the end of the financial year as well as the name of the stock exchange where the Issuer's or Public Company's shares are listed, including stock splits (stock split), merger of shares (reverse stock), stock dividends, bonus shares, and changes in the nominal value of shares, implementation of conversion effects, implementation of capital additions and reductions (if any).	146-147	SEOJK 16
Information on the listing of other securities	Information on the listing of other securities that are not yet due in the financial year at least contains the names of the securities, the type of corporate action that causes a change in the number of other securities, year of issue, interest rate/yield, maturity date, offering value, name of stock exchange where other securities are listed, and securities rating (if any).	146-148	SEOJK 16
Information on the use of public accounting services (AP) and public accounting firms (KAP)	Information on the use of public accounting services (AP) and public accounting firms (KAP) and their networks/associations/alliance includes:		SEOJK 16
	1. Name and address.	148	
	2. Assignment period.	148	
	3. Information on audit and/or non-audit services provided.	148	
	4. Audit and/or non-audit service fees for each assignment given during the financial year.	148	
	5. In the event that the designated AP and KAP and their network/ association/alliance do not provide non-audit services, then the information shall be disclosed.	148	
	Disclosure of information on the use of AP and KAP services and their networks/associations/alliances can be presented in tabular form.		
Name and address of supporting institution and/or profession.	Names and addresses of capital market supporting institutions and/or professions other than AP and KAP.	149-150	SEOJK 16 SEOJK 10
Awards and Certifications.	Information includes, among others:		SEOJK 10
	1. Name of award and/or certification (national and international scale).	151-154	
	2. Year of award and/or certification.	151-154	
	3. Awarding and/or certification bodies.	151-154	
	4. Validity period (for certification).	154	

Criteria	Explanation	Page	Regulations
MANAGEMENT DISCUSSION AND ANALYSIS OF THE COMPANY'S PERFORMANCE			
Bank Strategic Plan	1. Long term plan (corporate plan).	-	SEOJK 13 POJK 17
	2. Medium and short term plans (business plan).	164	
Operational review per business segment	Operational review per business segment according to the type of industry of the Issuer or Public Company, at least concerning:		SEOJK 10 SEOJK 16
	1. Explanation of each business segment.	170-176	
	2. Performance per business segment, among others:		
	a. Production, which includes process, capacity, and development.	171-176	
	b. Increase/decrease in production capacity.	171-176	
	c. Sales/business income.	171-176	
	d. Profitability.	171-176	
Description of the company's financial performance	Comprehensive financial performance which includes a comparison of financial performance in the last 2 (two) financial years (in the form of narratives and tables), an explanation of the causes of the changes and the impact of these changes, at least concerning:		SEOJK 10 SEOJK 16
	1. Current assets, non-current assets, and total assets.	178-179, 182-183	
	2. Short term liabilities, long term liabilities and total liabilities.	180-181, 183-184	
	3. Funding (investment and giving credit/financing).	178-179, 182	
	4. Third party funds and other funding sources.	180-181, 183-184	
	5. Equity.	181, 184	
	6. Income/sales, expenses, profit (loss), other comprehensive income, and total comprehensive profit (loss).	185-187	
	7. Cash flow.	188-189	
Analysis of the quality of earning assets and relevant financial ratios.		196-201	SEOJK 10
Discussion and analysis of the ability to pay debts and the collectability of the company's receivables, by presenting the calculation of the relevant ratio according to the type of company's industry.	Explanation of:		SEOJK 16
	1. Ability to pay debts, both short term (liquidity) and long term (solvability).	195	
	2. Receivables collectibility level.	196	
Discussion on capital structure and management policies on capital structure (capital structure policy).	Top explanation:		SEOJK 16
	1. Details of the capital structure (capital structure), which consists of interest-based debt/sukuk and equity.	200-203	
	2. Management policies on capital structure (capital structure policies).	203	
	3. Basis for selection of management policies.	203	
Discussion on material commitments for capital goods investment (not funding commitments) in the last financial year.	Explanation of:		SEOJK 16
	1. The name of the party making the bond.	241	
	2. The purpose of the bond.	241	
	3. Source of funds expected to fulfill these ties.	241	
	4. The currency to be denominated.	241	
	5. The steps the company plans to take to protect against risks from related foreign currency positions.	241	
	Notes: if the company has no ties related to investment in capital goods in the last financial year to be disclosed.		

Criteria	Explanation	Page	Regulations
Discussion on investment in capital goods realized in the last financial year.	Explanation of:		SEOJK 16
	1. Types of investment in capital goods.	241-242	
	2. The purpose of investing in capital goods.	242	
	3. Investment value of capital goods issued in the last financial year.	241-242	
	Notes: if there is no realization of investment in capital goods, so that it is disclosed.		
Description of the company's business prospects.	The business prospects of Issuers or Public Companies are linked to industry conditions, the general economy and international markets accompanied by quantitative supporting data from reliable data sources.	244-245	SEOJK 16
Comparative information between targets at the beginning of the financial year with the results achieved (realization), and targets or projections to be achieved for the next year.	Comparison between targets/projections at the beginning of the financial year with the results achieved (realization), regarding:		SEOJK 16
	1. Sales revenue.	246	
	2. Profit and loss.	246	
	3. Capital structure.	246-247	
	4. Marketing.	247-249	
	5. HR Development.	249	
	6. Other matters deemed important by the Issuer or Public Company.	246	
	Targets/projections to be achieved by Issuers or Public Companies for the next 1 (one) year, regarding:		
	1. Sales revenue.	250	
	2. Profit and loss.	-	
	3. Capital structure.	-	
	4. Dividend policy.	250	
	5. Marketing.	251-253	
	6. HR Development	253	
	7. Other matters deemed important by the Issuer or Public Company.	250	
Description of the marketing aspect.	Marketing aspects of the Issuer's or Public Company's goods and/or services, at least regarding marketing strategy and market share.		SEOJK 10 SEOJK 16
Description of dividends for the last 2 (two) financial years.	Description of dividends for the last 2 (two) financial years, at least:		SEOJK 16
	1. The dividend policy, among other things, contains information on the percentage of the amount of dividends distributed to net income.	253-254	
	2. Cash dividend payment date and/or non-cash dividend distribution date.	254	
	3. Amount of dividends per share (cash and/or non-cash).	254	
	4. The amount of dividends per year paid.	254	
	Notes: if there is no distribution of dividends, please state the reasons.		
Realization of the use of proceeds from the public offering (in the event that the company is still required to submit a report on the realization of the use of funds)	Contains descriptions of:		SEOJK 16
	1. Total proceeds.	254-256	
	2. Fund usage plan.	254-256	
	3. Details of use of funds.	254-256	
	4. Fund balance.	254-256	

Criteria	Explanation	Page	Regulations
	5. The date of approval of the GMS/RUPO for changes in the use of funds (if any).		
	a. In the event that during the financial year, the Issuer has an obligation to submit a report on the realization of the use of funds, the cumulative realization of the use of proceeds from public offerings until the end of the financial year is disclosed.	254-256	
	b. In the event that there is a change in the use of funds as stipulated in the Financial Services Authority Regulation regarding the report on the realization of the use of funds from a public offering, the Issuer shall explain the change.	254-256	
	Note: if you do not have information on the realization of the use of proceeds from a public offering, please disclose it.		
Material information (if any), including investment, expansion, divestment, business merger/consolidation, acquisition, debt/ capital restructuring, material transactions, affiliated transactions, and conflict of interest transactions.	Contains descriptions of:		SEOJK 16 SEOJK 13
	a. Date, value, and transaction object.	256-257, 263	
	b. The name of the party conducting the transaction.	259-262	
	c. Nature of the affiliation relationship (if any).	259-262	
	d. Explanation of the fairness of the transaction.	258, 263	
	e. Fulfillment of related provisions.	258, 263	
	f. In the event that there is an affiliation relationship, apart from disclosing the information referred to in number a) through number f), the Issuer or Public Company also discloses information:		
	1) The Board of Directors' statement that affiliated transactions have gone through adequate procedures to ensure that affiliated transactions are carried out in accordance with generally accepted business practices, among others, carried out by fulfilling the arm's length principle.	258, 263	
	2) The role of the Board of Commissioners and the audit committee in carrying out adequate procedures to ensure that affiliated transactions are carried out in accordance with generally accepted business practices, among others, is carried out by fulfilling the arm's length principle.	258, 263	
	g. For affiliate transactions or material transactions which are business activities carried out in order to generate business income and are carried out routinely, repeatedly and/or continuously, an explanation is added that the affiliated transactions or material transactions are business activities carried out in order to generate business income and are carried out routinely, repeatedly, and/or continuously. In the case of affiliated transactions or material transactions referred to have been disclosed in the annual financial statements, information is added regarding references to disclosure in the said annual financial statements.	258, 263	
	h. For disclosure of affiliated transactions and/or conflict of interest transactions which are the result of the implementation of affiliated transactions and/or conflict of interest transactions that have been approved by independent shareholders, information is added regarding the date of the GMS that approves the affiliated transactions and/or conflict of interest transactions.	258, 263	
	i. In the event that there are no affiliated transactions and/or conflict of interest transactions, then this is disclosed.	258	
Description of changes to laws and regulations on companies in the last financial year.	The description contains, among others:		SEOJK 16
	1. The names of the laws and regulations that have changed.	264-265	
	2. The impact (quantitative and/or qualitative) on the company (if significant) or the statement that the impact is not significant.	264-265	
	Notes: if there is no change in laws and regulations in the last financial year, so that it is disclosed.		

Criteria	Explanation	Page	Regulations
Description of changes in accounting policies implemented by the company in the last financial year.	The description contains, among others:		SEOJK 16
	1. Changes in accounting policies.	266	
	2. Reasons for changes in accounting policies.	266	
	3. Quantitative impact on financial statements.	266	
	Notes: If there is no change in accounting policy in the last financial		
Report On Distribution of Fund Raising Profit Sharing.		192-194	SEOJK 10
Report on sources and distribution of zakat and waqf funds.		191	SEOJK 10
Statements of Sources and Uses of Qardhul Hasan Funds.		192	SEOJK 10
Information on Risk Exposure and Capital.	Risk exposure and capital includes annual period risk and capital exposure reports as stipulated in part II of the Publication Report on risk and capital exposure.	203-241	SEOJK 10
GOOD CORPORATE GOVERNANCE			
GMS.	Information regarding GMS resolutions in the financial year and 1 (one) year before the financial year includes:		SEOJK 16
	a. GMS resolutions in the financial year and 1 (one) year prior to the financial year realized in the financial year.	299-307	
	b. GMS decisions in the financial year and 1 (one) year prior to the financial year that have not been realized along with the reasons for not being realized.	299-307	
	In the event that an Issuer or Public Company uses an independent party in the implementation of the GMS to carry out the vote count, it shall be disclosed regarding this matter.		
Directors.	1. Duties and responsibilities of each member of the Board of Directors. Information regarding the duties and responsibilities of each member of the Board of Directors is described and can be presented in tabular form.	308	PBI 11 SEOJK 16 POJK 17
	2. Statement that the Board of Directors has a guideline or charter (charter) of the Board of Directors.	309	SEOJK 16
	3. Policy and implementation of the frequency of meetings of the Board of Directors, meetings of the Board of Directors with the of Commissioners, and the level of attendance of members of the Board of Directors at these meetings including attendance at the GMS. Information on the level of attendance of members of the Board of Directors at meetings of the Board of Directors, meetings of the Board of Directors with the Board of Commissioners or GMS can be presented in tabular form.	309-321	SEOJK 16
	4. Training and/or competency improvement for members of the Board of Directors:		SEOJK 16
	a. Policy on training and/or competency improvement for members of the Board of Directors, including an orientation program for newly appointed members of the Board of Directors (if any).	321	
	b. Training and/or competency improvement attended by members of the Board of Directors in the financial year (if any).	321-327	
	5. The Board of Directors' assessment of the performance of the committees that support the implementation of the duties of the Board of Directors in the financial year contains at least:		SEOJK 16
	a. Performance appraisal procedures.	328	
	b. The criteria used include performance achievements during the financial year, competence and attendance at meetings.	328	
	In the event that the Issuer or Public Company does not have a committee that supports the implementation of the duties of the Board of Directors, this will be disclosed.		

Criteria	Explanation	Page	Regulations
	6. Members of the Board of Commissioners who reach 5% (five percent) or more of paid-up capital, which includes the type and number of shares in: a. The bank in question. b. other banks. c. Non-bank financial institutions. d. Other companies domiciled both inside and outside the country.	375-376	PBI 11 POJK 17
Board of Commissioners.	1. Duties and responsibilities of the Board of Commissioners.	329-330	PBI 11 SEOJK 16 POJK 17
	2. Statement that the Board of Commissioners has guidelines or charter of the Board of Commissioners.	332	SEOJK 16
	3. Policy and implementation of the frequency of meetings of the Board of Commissioners, meetings of the Board of Commissioners with the Board of Directors and the level of attendance of members of the Board of Commissioners at these meetings including attendance at the GMS. Information on the level of attendance of members of the Board of Commissioners at meetings of the Board of Commissioners, meetings between the Board of Commissioners and the Board of Directors, or GMS can be presented in tabular form.	335-345	PBI 11 SEOJK 16
	4. Training and/or competency improvement for members of the Board of Commissioners:		SEOJK 16
	a. Policy on training and/or competency improvement for members of the Board of Commissioners, including an orientation program for newly appointed members of the Board of Commissioners (if any).	345	
	b. Training and/or competency improvement attended by members of the Board of Commissioners in the financial year (if any).	345-351	
	5. Assessment of the performance of the Board of Directors and the Board of Commissioners as well as each member of the Board of Directors and members of the Board of Commissioners, contains at least:		SEOJK 16
	a. Procedure for implementing performance appraisal.	353, 355	
	b. The criteria used include performance achievements during the financial year, competence and attendance at meetings.	354, 355	
	c. The party making the assessment.	354-355	
	6. The Board of Commissioners' assessment of the performance of the Committees that support the implementation of the duties of the Board of Commissioners in the financial year includes:		SEOJK 16
	a. Performance appraisal procedures.	356-357	
	b. The criteria used include performance achievements during the financial year, competence and attendance at meetings.	356-357	
Nomination and remuneration of the Board of Directors and Board of Commissioners.	Least load:		
	1. Nomination procedures, including a brief description of the policies and nomination process for members of the Board of Directors and/or members of the Board of Commissioners.	370	SEOJK 16
	2. Procedures and implementation of remuneration for the Board of Directors and Board of Commissioners, including:		SEOJK 16
	a. Procedure for determining remuneration for the Board of Directors and Board of Commissioners.	370-371	
	b. Disclosure of indicators for determining the remuneration of the Board of Directors.	371	
	c. The remuneration structure for the Board of Directors and the Board of Commissioners such as salaries, allowances, bonuses/ bonuses and others; And **Notes**: if there are no performance bonuses, non performance bonuses and stock options received by each member of the Board of Commissioners and Board of Directors, to be disclosed.	371	
	d. The amount of remuneration for each member of the Board of Directors and members of the Board of Commissioners; Disclosure of information can be presented in tabular form.	-	

Criteria	Explanation	Page	Regulations
Sharia supervisory board, for Issuers or Public Companies that carry out business activities based on sharia principles as stated in the articles of association.	Least load:		SEOJK 16 PBI 11
	a. Name.	358	
	b. The legal basis for the appointment of the Sharia Supervisory Board.	358	
	c. The assignment period of the Sharia Supervisory Board.	358	
	d. Duties and responsibilities of the Sharia Supervisory Board.	358	
	e. Frequency and method of providing advice and suggestions as well as monitoring compliance with sharia principles in the capital market to Issuers or Public Companies.	366-369	
Audit Committee.	1. Name and title in the membership of the committee.	380-382	SEOJK 16 POJK 17
	2. Age.	380-382	
	3. Citizenship.	380-382	
	4. Educational background.	380-382	
	5. Position history, including information on:		
	a. Legal basis for appointment as committee member.	380-382	
	b. Concurrent positions, both as members of the Board of Commissioners, members of the board of directors, and/or committee members and other positions (if any).	380-382	
	c. Work experience and time period both inside and outside the issuer or public company.	380-382	
	6. Period and tenure of audit committee members.	380-382	
	7. Description of duties and responsibilities.	378-379	
	8. Audit committee independence statement.	383	
	9. Training and/or competency improvement that has been attended in the financial year (if any).	384	
	10. Policy and implementation of the frequency of audit committee meetings and the level of attendance of audit committee members at these meetings.	384-387	PBI 11 SEOJK 16 POJK 17
	11. Implementation of audit committee activities in the financial year according to what is stated in the audit committee guidelines or charter.	387	
Issuer or Public Company nomination and remuneration committee or function.	Least load:		
	1. Name and title in the membership of the committee.	389-390	SEOJK 16 POJK 17
	2. Age.	389-390	
	3. Citizenship.	389-390	
	4. Educational background.	389-390	
	5. Position history, including information on:		
	a. Legal basis for appointment as committee member.	389-390	
	b. Concurrent positions, both as members of the Board of Commissioners, members of the board of directors, and/or committee members and other positions (if any).	389-390	
	c. Work experience and time period both inside and outside the issuer or public company.	389-390	
	6. Period and tenure of committee members.	389-390	
	7. Committee independence statement.	391	
	8. Training and/or competency improvement that has been attended in the financial year (if any).	392	
	9. Description of duties and responsibilities.	388	
	10. Statement that already has a guideline or charter.	388	

Criteria	Explanation	Page	Regulations
	11. Policy and implementation of the frequency of meetings and the level of attendance of members at these meetings.	392-393	
	12. A brief description of the implementation of activities in the financial year.	393	
	In the event that a nomination and remuneration committee is not formed, it is sufficient for the Issuer or Public Company to disclose the information referred to in letter i) to letter l) and disclose:		
	1. The reasons for not forming the committee		
	2. Parties carrying out nomination and remuneration functions.		
Other committees owned by Issuers or Public Companies in order to support the functions and duties of the Board of Directors (if any) and/or committees that support the functions and duties of the Board of Commissioners.	Least load:		SEOJK 16 POJK 17
	1. Name and title in the membership of the committee.	397-399	
	2. Age.	397-399	
	3. Citizenship.	397-399	
	4. Educational background.	397-399	
	5. Position history, including information on:		
	a. Legal basis for appointment as committee member.	397-399	
	b. Concurrent positions, both as members of the Board of Commissioners, members of the board of directors, and/or committee members and other positions (if any).	397-399	
	c. Work experience and time period both inside and outside the issuer or public company.	397-399	
	6. Period and tenure of committee members.	397-399	
	7. Committee independence statement.	400	
	8. Training and/or competency improvement that has been attended in the financial year (if any).	401-402	
	9. Description of duties and responsibilities.	395-396	
	10. Statement that already has a guideline or charter.	396	
	11. Policy and implementation of the frequency of meetings and the level of attendance of members at these meetings.	402-407	
	12. A brief description of the implementation of activities in the financial year.	407	
Company secretary.	1. Name.	410	SEOJK 16
	2. Domicile.	410	
	3. Position history, including:		
	a. Legal basis for appointment as company secretary.	410	
	b. Work experience and time period both inside and outside the issuer or public company.	410	
	4. Educational background.	410	
	5. Training and/or competency improvement attended in the financial year.	411	
	6. Brief description of the implementation of the duties of the corporate secretary in the financial year.	411	
Internal Audit Unit.	1. Name of the head of the internal audit unit.	413	SEOJK 16 POJK 17
	2. Position history, including:		
	a. Legal basis for appointment as company secretary.	413	
	b. Work experience and time period both inside and outside the issuer or public company.	413	
	3. Qualification or certification as internal audit profession (if any).	413	

Criteria	Explanation	Page	Regulations
	4. Number of employees (internal auditors) in the internal audit unit.	415	
	5. Training and/or competency improvement attended in the financial year.	414	
	6. The structure and position of the internal audit unit.	411-412	
	7. Description of duties and responsibilities.	414	
	8. A statement that the internal audit unit has guidelines or charters.	414	
	9. A brief description of the implementation of the duties of the internal audit unit in the financial year including the policy and implementation of the frequency of meetings with the directors, board of commissioners and/or the audit committee.	417	
Public Accountant.	1. The name and year of the public accountant who audited the annual financial statements for the last 5 years.	436	POJK 17
	2. The name and year of the public accountant who audited the annual financial statements for the last 5 years.	436	
	3. The amount of the fee for each type of service provided by the Public Accounting Firm in the last financial year.	436	
	4. Other services provided by the Public Accounting Firm and public accountants in addition to auditing the annual financial statements for the last financial year.	436	
	Notes: if there is no other service in question, so that it is disclosed.		
Description of the internal control system implemented by the issuer or public company.	1. Financial and operational control, as well as compliance with other laws and regulations.	439-440	SEOJK 16
	2. Review of the effectiveness of the internal control system.	441	
	3. Statement of the Board of Directors and/or Board of Commissioners regarding the adequacy of the internal control system.	441	SEOJK 16
Risk management system implemented by Issuers or Public Companies.	1. General description of the Issuer's or Public Company's risk management system.	443-446	SEOJK 16
	2. Types of risk and how to manage them.	446-452	
	3. Review of the effectiveness of the Issuer's or Public Company's risk management system.	452	
	4. Statement of the Board of Directors and/or Board of Commissioners or the audit committee on the adequacy of the risk management system.	453	SEOJK 16
Compliance function.	The level of the Bank's compliance with all provisions and laws and regulations as well as fulfillment of commitments with the competent authorities.	453-456	PBI 11 POJK 17
Legal cases with a material impact faced by issuers or public companies, subsidiaries, members of the board of directors and members of the board of commissioners (if any).	1. Main case/lawsuit.	458-460	SEOJK 16
	2. Case/lawsuit settlement status.	458-460	
	3. The impact on the condition of issuers or public companies. The risks faced by the company and the nominal value of claims/ lawsuits.	458-460	
	4. Disclosure regarding legal issues at least includes: a. he number of civil and criminal cases faced and decisions that have permanent legal force. b. the number of civil and criminal matters faced and still in the process of being resolved. **Notes**: in the event that the company, subsidiaries, members of the Board of Commissioners and members of the Board of Directors do not have important matters, this must be disclosed.	458	PBI 11
Information on administrative sanctions/sanctions imposed on issuers or public companies, board members commissioners and members of the board of directors, by the Financial Services Authority and other authorities in the financial year (if any).		460-462	SEOJK 16

Criteria	Explanation	Page	Regulations
Information regarding the code of ethics of Issuers or Public Companies	1. Principles of the code of ethics.	474-475	SEOJK 16
	2. Forms of dissemination of the code of ethics and enforcement efforts	475-476	
	3. Statement that the code of ethics applies to members of the Board of Directors, members of the Board of Commissioners, and employees of the Issuer or Public Company	475	
Implementation of Governance in Providing Remuneration for Sharia Commercial Bank.	1. Remuneration Committee a. Name of members, composition, duties and responsibilities. b. Number of meetings held. c. Remuneration that has been paid to members of the Remuneration Committee for 1 (one) year.	430	POJK 59
	2. Remuneration policy formulation process which includes: a. Review of the background and objectives of the Remuneration policy. b. Implementation of a review of the Remuneration policy in the previous year, along with its improvements. c. Mechanism to ensure that Remuneration for Employees in the control unit is independent from the work unit they supervise.	430-432	
	3. Remuneration policy coverage and its implementation per business unit, per region and in subsidiaries or branch offices located overseas	432	
	4. Remuneration is associated with risks that include: a. The main type of risk (key risk) used in implementing Remuneration. b. Criteria for determining the main types of risk, including for risks that are difficult to measure. c. The impact of determining the main risk on the Variable Remuneration policy. d. Changes in the determination of the main types of risk compared to last year and the reasons, if any.	432-433	
	5. Performance measurement is associated with Remuneration which includes: a. Review of Remuneration policies linked to performance appraisal. b. The method of linking individual Remuneration with Bank performance, work unit performance and individual performance. c. A description of the method used by the Bank to state that the agreed performance cannot be achieved, so it is necessary to make adjustments to remuneration and the amount of remuneration adjustments if this condition occurs.	433	
	6. Remuneration Adjustment is related to Performance and Risk which includes: a. Policy regarding Variable Remuneration that is deferred, the amount, and the criteria for determining the amount. b. The Bank's policy regarding Variable Deferred Remuneration which is postponed for payment (malus), or withdrawn when it has been paid (clawback).	433	
	7. The name of the external consultant and the duties of the consultant related to the Remuneration policy, if the Bank uses the services of an external consultant.	433	
	8. The Remuneration Package and facilities received by the Board of Directors and Board of Commissioners include the Remuneration structure and details of the nominal amount.	434	
	9. Variable Remuneration includes: a. Forms of Variable Remuneration along with the reasons for choosing this form. And b. An explanation if there are differences in the provision of Variable Remuneration among the Directors, Board of Commissioners and/or Employees.	434	
	10. The number of Directors, Board of Commissioners and Employees who receive Variable Remuneration for 1 (one) year, and the total amount.	434	

Criteria	Explanation	Page	Regulations
	11. Position and number of parties who are material risk takers.	434	
	12. Shares optionowned by the Board of Directors, Board of Commissioners and Executive Officers.	435	
	13. The ratio of the highest and lowest salaries	435	
	14. The number of beneficiaries and the total amount of Variable Remuneration guaranteed unconditionally will be given by the Bank to candidates for the Board of Directors, candidates for the Board of Commissioners, and/or prospective Employees during the first 1 (one) year of work	435	
	15. The number of employees affected by termination of employment and the total amount of severance paid	435	
	16. The total amount of deferred Variable Remuneration, which consists of cash and/or shares or share-based instruments issued by the Bank.	435	
	17. The total amount of deferred Variable Remuneration paid for 1 (one) year.	435	
	18. Details of the amount of Remuneration given in one year include: a. Fixed or variable remuneration. b. Deferred and non-deferred remuneration. c. Forms of Remuneration provided in cash and/or shares or share-based instruments issued by the Bank.	435	
	19. Quantitative information about: a. The total remaining Remuneration that is still suspended, both exposed to implicit and explicit adjustments. b. Total reduction in Remuneration caused by explicit adjustments during the reporting period. c. Total reduction in Remuneration caused by implicit adjustments during the reporting period.	435	
A brief description of the policy of providing performance-based longterm compensation to management and/or employees owned by issuers or public companies (if any), including but not limited to management stock ownership programs program ownership/MSOP) and/or employee stock ownership program (ESOP).	In terms of compensation in the form of management stock ownership program (MSOP) and/or employee stock ownership program (ESOP). The information disclosed shall contain at least:	477	SEOJK 16
	1. Number of shares and/or options.		
	2. Implementation period.		
	3. Eligible employee and/or management requirements.		
	4. The exercise price or the determination of the exercise price.		
A brief description of the Information disclosure policy regarding	1. Share ownership of members of the Board of Directors and members of the Board of Commissioners no later than 3 (three) working days after the ownership or any change in ownership of the shares of the Public Company.	376-377	SEOJK 16
	2. Implementation of the intended policy.	376-377	
Uraian mengenai sistem pelaporan pelanggaran (*whistleblowing system*) di Emiten atau Perusahaan Publik. Description of the whistleblowing system at the Issuer or Public Company.	1. How to submit a violation report.	477	SEOJK 16
	2. Protection for reporters.	477	
	3. The handling of complaints.	478	
	4. The party managing the complaint.	479	
	5. The results of handling complaints, at least:		
	a. Number of complaints received and processed in the financial year.	479	
	b. Complaint follow-up.	479	
	In the event that an issuer or a public company does not have a whistleblowing system, this will be disclosed.		

Criteria	Explanation	Page	Regulations
Description of the Issuer's or Public Company's anti-corruption policy.	1. Programs and procedures carried out in Overcoming corrupt practices, kickbacks, fraud, bribery and/or gratuities in Issuers or Public Companies.	479-481	SEOJK 16 POJK 17
	2. Anti-corruption training/socialization for employees of Issuers or Public Companies.	481-483	
	In the event that the Issuer or Public Company does not have an anticorruption policy, the reasons for not having the said policy will be explained.		
Handling conflicts of interest		483	PBI 11 POJK 17
Maximum Fund Distribution Limit.		484	PBI 11
Transparency of the Sharia Commercial Bank and non-financial conditions that have not been disclosed in other reports.		485	PBI 11 POJK 17
List of consultants, advisors or equivalent used by BUS.		485	PBI 11
Number of Deviations (Internal Fraud).	Disclosure of irregularities (internal fraud) at least includes: 1. Number of deviations (internal fraud) that have been resolved. 2. The number of irregularities (internal fraud) that are in the process of being resolved internally at the bank. 3. Number of irregularities (internal fraud) that have not been resolved internally at the bank. 4. The number of irregularities (internal fraud) that have been followed up through the legal process.	485	PBI 11
Buy Back of Shares and/or Bank Bonds.	1. Policy in buying back shares or bonds of the Bank. 2. Number of shares and/or bonds bought back. 3. Repurchase price per share and/or bond. 4. Increase in earnings per share and/or bonds.	485	PBI 11
Distribution of funds for social activities both in amount and parties receiving funds.		485-486	PBI 11
Non-halal income and its use.		486	PBI 11
Implementation of Public Company governance guidelines for Issuers that issue equity securities or Public Companies.	1. Statement regarding recommendations that have been implemented and/or	489-491	SEOJK 16
	2. Explanation of recommendations that have not been implemented, accompanied by reasons and alternatives for implementation (if any).	491-493	
	Pengungkapan informasi dapat disajikan dalam bentuk tabel. / Disclosure of information can be presented in tabular form.		

Criteria	Explanation	Page	Regulations
SOCIAL AND ENVIRONMENTAL RESPONSIBILITY OF THE ISSUER OR PUBLIC COMPANY			
Corporate Social Responsibility	1. The information disclosed in the social and environmental responsibility section is a Sustainability Report as intended in Financial Services Authority Regulation Number 51/POJK.03/2017 concerning the Implementation of Sustainable Finance for Financial Services Institutions, Issuers and Public Companies, containing at least :	506	SEOJK 16
	a) Explanation of sustainability strategy.		
	b) Overview of sustainability aspects (economic, social and environmental).		
	c) Brief profile of the Issuer or Public Company.		
	d) Directors' Explanation.		
	e) ustainability governance.		
	f) Sustainability performance.		
	g) Written verification from an independent party, if any.		
	h) Feedback sheet for readers, if any.		
	i) The Issuer's or Public Company's response to feedback from the previous year's report.		
	2. Sustainability Report as referred to in number 1), must be prepared in accordance with the Technical Guidelines for Preparing Sustainability Reports for Issuers and Public Companies as stated in Appendix II which is an inseparable part of this Financial Services Authority Circular Letter.		
	3. Sustainability Report information in number 1) can:		
	a) Disclosed in other relevant sections outside the social and environmental responsibility section, such as the Directors' explanation regarding the Sustainability Report disclosed in the relevant section of the Directors' Report; and/or		
	b) Refer to other sections outside the social and environmental responsibility section while still referring to the Technical Guidelines for Preparing Sustainability Reports for Issuers and Public Companies as listed in Appendix II which is an inseparable part of this Financial Services Authority Circular Letter, such as the profile Issuer or Public Company.		
	4. The Sustainability Report as referred to in number 1) is an inseparable part of the Annual Report but can be presented separately from the Annual Report.		
	5. In the event that the Sustainability Report is presented separately from the Annual Report, the information disclosed in the Sustainability Report must:		
	a) Contains all information as intended in number 1); And		
	b) Prepared in accordance with the Technical Guidelines for Preparing Sustainability Reports for Issuers and Public Companies as stated in Appendix II which is an inseparable part of this Financial Services Authority Circular Letter.		

Criteria	Explanation	Page	Regulations
	6. If the Sustainability Report is presented separately from the Annual Report, then the social and environmental responsibility section contains information that information regarding social and environmental responsibility has been disclosed in the Sustainability Report which is presented separately from the Annual Report.		
	7. Submission of a Sustainability Report which is presented separately with the Annual Report must be submitted simultaneously with the submission of the Annual Report.		

PT BANK SYARIAH INDONESIA TBK

LAPORAN KEUANGAN/
FINANCIAL STATEMENTS

PADA TANGGAL DAN UNTUK TAHUN-TAHUN YANG BERAKHIR 31 DESEMBER 2024 DAN 2023/
AS AT AND FOR THE YEARS ENDED 31 DECEMBER 2024 AND 2023

SURAT PERNYATAAN DIREKSI TENTANG TANGGUNG JAWAB ATAS LAPORAN KEUANGAN PADA TANGGAL DAN UNTUK TAHUN YANG BERAKHIR 31 DESEMBER 2024

PT BANK SYARIAH INDONESIA TBK

Kami yang bertanda tangan dibawah ini:

1. Nama : Hery Gunardi
   Alamat kantor : Gedung The Tower Jl Gatot Subroto No. 27
   Alamat rumah : Jl. Taman Mpu Sendok no. 31 & 33, kel. Selong, Kebayoran Baru, Jakarta Selatan
   Nomor telepon : 021 - 3040 5999
   Jabatan : Direktur Utama

2. Nama : Ade Cahyo Nugroho
   Alamat kantor : Gedung The Tower Jl Gatot Subroto No. 27
   Alamat rumah : Jl. Madrasah Al Husna No. 37 Lebak Bulus Cilandak Jakarta Selatan
   Nomor telepon : 021 - 3040 5999
   Jabatan : Direktur Keuangan dan Strategi

menyatakan bahwa:

1. Kami bertanggung jawab atas penyusunan dan penyajian laporan keuangan PT Bank Syariah Indonesia Tbk ("Bank");
2. Laporan keuangan Bank telah disusun dan disajikan sesuai dengan Standar Akuntansi Keuangan di Indonesia;
   a. Semua informasi dalam laporan keuangan Bank telah dimuat secara lengkap dan benar; dan
   b. Laporan keuangan Bank tidak mengandung informasi atau fakta material yang tidak benar, dan tidak menghilangkan informasi atau fakta material;
3. Kami bertanggung jawab atas sistem pengendalian internal dalam Bank.

Demikian pernyataan ini telah dibuat dengan sebenarnya.

BOARD OF DIRECTORS' STATEMENT REGARDING THE RESPONSIBILITY FOR THE FINANCIAL STATEMENTS AS AT AND FOR THE YEAR ENDED 31 DECEMBER 2024

PT BANK SYARIAH INDONESIA TBK

We, the undersigned:

Name : Hery Gunardi
Office address : Gedung The Tower Jl Gatot Subroto No. 27
Domiciled address : Jl. Taman Mpu Sendok no. 31 & 33, kel. Selong, Kebayoran Baru, Jakarta Selatan
Telephone number : 021 - 3040 5999
Title : *President Director*

Name : Ade Cahyo Nugroho
Office address : Gedung The Tower Jl Gatot Subroto No. 27
Domiciled address : Jl. Madrasah Al Husna No. 37 Lebak Bulus Cilandak Jakarta Selatan
Telephone number : 021 - 3040 5999
Title : *Finance and Strategy Director*

declare that:

1. *We are responsible for the preparation and presentation of the financial statements of PT Bank Syariah Indonesia Tbk (the "Bank");*
2. *The Bank's financial statements have been prepared and presented in accordance with Indonesian Financial Accounting Standards;*
   a. *All information in the Bank's financial statements have been fully and correctly disclosed; and*
   b. *The Bank's financial statements do not contain any incorrect information or material fact, nor do they omit information or material fact;*
3. *We are responsible for the Bank's internal control systems.*

The statement has been made truthfully.

Jakarta, 4 Februari/*February* 2025

Atas nama dan mewakili Dewan Direksi/*For and on behalf of Board of Directors;*

Hery Gunardi
Direktur Utama/
President Director

Ade Cahyo Nugroho
Direktur Keuangan dan Strategi/
Finance and Strategy Director

pwc

LAPORAN AUDITOR INDEPENDEN
KEPADA PARA PEMEGANG SAHAM

INDEPENDENT AUDITORS' REPORT
TO THE SHAREHOLDERS OF

PT BANK SYARIAH INDONESIA TBK

Opini

Kami telah mengaudit laporan keuangan PT Bank Syariah Indonesia Tbk ("Bank"), yang terdiri dari laporan posisi keuangan tanggal 31 Desember 2024, serta laporan laba rugi dan penghasilan komprehensif lain, laporan perubahan ekuitas, laporan arus kas, laporan rekonsiliasi pendapatan dan bagi hasil, laporan sumber dan penyaluran dana zakat, dan laporan sumber dan penggunaan dana kebajikan untuk tahun yang berakhir pada tanggal tersebut, serta catatan atas laporan keuangan, termasuk informasi kebijakan akuntansi material.

Menurut opini kami, laporan keuangan terlampir menyajikan secara wajar, dalam semua hal yang material, posisi keuangan Bank tanggal 31 Desember 2024, serta laporan laba rugi dan penghasilan komprehensif lain, laporan perubahan ekuitas, laporan arus kas, laporan rekonsiliasi pendapatan dan bagi hasil, laporan sumber dan penyaluran dana zakat, dan laporan sumber dan penggunaan dana kebajikan untuk tahun yang berakhir pada tanggal tersebut, sesuai dengan Standar Akuntansi Keuangan di Indonesia.

Basis Opini

Kami melaksanakan audit kami berdasarkan Standar Audit yang ditetapkan oleh Institut Akuntan Publik Indonesia. Tanggung jawab kami menurut standar tersebut diuraikan lebih lanjut dalam paragraf "Tanggung Jawab Auditor terhadap Audit atas Laporan Keuangan" pada laporan kami. Kami independen terhadap Bank berdasarkan ketentuan etika yang relevan dalam audit kami atas laporan keuangan di Indonesia, dan kami telah memenuhi tanggung jawab etika lainnya berdasarkan ketentuan tersebut.

Kami yakin bahwa bukti audit yang telah kami peroleh adalah cukup dan tepat untuk menyediakan suatu basis bagi opini audit kami.

Hal Audit Utama

Hal audit utama adalah hal-hal yang, menurut pertimbangan profesional kami, merupakan hal yang paling signifikan dalam audit kami atas laporan keuangan periode kini. Hal-hal tersebut disampaikan dalam konteks audit kami atas laporan keuangan secara keseluruhan, dan dalam merumuskan opini kami atas laporan keuangan terkait, kami tidak menyatakan suatu opini terpisah atas hal audit utama tersebut.

Opinion

We have audited the financial statements of PT Bank Syariah Indonesia Tbk (the "Bank"), which comprise the statement of financial position as at 31 December 2024, and the statement of profit or loss and other comprehensive income, statement of changes in equity, statement of cash flows, statement of reconciliation of income and revenue sharing, statement of sources and distribution of zakat funds, and statement of sources and uses of qardhul hasan funds for the year then ended, and notes to the financial statements, including material accounting policies.

In our opinion, the accompanying financial statements present fairly, in all material respects, the financial position of the Bank as at 31 December 2024, and the statement of profit or loss and other comprehensive income, statement of changes in equity, statement of cash flows, statement of reconciliation of income and revenue sharing, statement of sources and distribution of zakat funds, and statement of sources and uses of qardhul hasan funds for the year then ended, in accordance with Indonesian Financial Accounting Standards.

Basis for Opinion

We conducted our audit in accordance with Standards on Auditing established by the Indonesian Institute of Certified Public Accountants. Our responsibilities under those standards are further described in the "Auditors' Responsibility for the Audit of the Financial Statements" paragraph of our report. We are independent of the Bank in accordance with the ethical requirements that are relevant to our audit of the financial statements in Indonesia, and we have fulfilled our other ethical responsibilities in accordance with these requirements.

We believe that the audit evidence we have obtained is sufficient and appropriate to provide a basis for our opinion.

Key Audit Matters

Key audit matters are those matters that, in our professional judgement, were of most significance in our audit of the financial statements of the current period. These matters were addressed in the context of our audit of the financial statements as a whole, and in forming our opinion thereon, and we do not provide a separate opinion on these matters.

Kantor Akuntan Publik Rintis, Jumadi, Rianto & Rekan
WTC 3, Jl. Jend. Sudirman Kav. 29-31, Jakarta 12920 – Indonesia
T: +62 (21) 5099 2901 / 3119 2901, F: +62 (21) 5290 5555 / 5290 5050, www.pwc.com/id

Nomor Izin Usaha: KEP-315/KM.1/2024

pwc

Hal audit utama yang teridentifikasi dalam audit kami diuraikan sebagai berikut.

1. **Cadangan kerugian penurunan nilai pada piutang, pinjaman qardh dan pembiayaan**

   Lihat Catatan 2d (Kebijakan akuntansi material - Cadangan kerugian penurunan nilai, Catatan 3a (Penggunaan estimasi dan pertimbangan akuntansi yang penting - Cadangan kerugian penurunan nilai pada piutang, pinjaman *qardh*, dan pembiayaan), Catatan 9 (Piutang), Catatan 10 (Pinjaman *qardh*), Catatan 11 (Pembiayaan *mudharabah*), dan Catatan 12 (Pembiayaan *musyarakah*) atas laporan keuangan.

   Pada tanggal 31 Desember 2024, cadangan kerugian penurunan nilai atas piutang (terdiri dari piutang *murabahah*, *istishna*, dan *ijarah*), pinjaman *qardh* dan pembiayaan (terdiri dari pembiayaan *mudharabah* dan *musyarakah*) adalah sebesar Rp10.291 miliar. Cadangan kerugian penurunan nilai atas piutang, pinjaman *qardh* dan pembiayaan ditentukan oleh Bank berdasarkan kerangka sebagaimana diatur dalam Pernyataan Standar Akuntansi Keuangan ("PSAK") yang berlaku seperti yang dijelaskan pada Catatan 2d atas laporan keuangan.

   Kami memberikan fokus pada area ini karena besarnya nilai tercatat bruto atas piutang, pinjaman *qardh* dan pembiayaan yang mewakili 67% dari jumlah aset Bank, dan nilai cadangan kerugian penurunan nilai yang dibentuk atas piutang, pinjaman *qardh* dan pembiayaan yang signifikan terhadap laporan keuangan Bank. Lebih lanjut, penentuan cadangan kerugian penurunan nilai melibatkan pertimbangan manajemen yang signifikan.

   Piutang *murabahah* yang secara individual tidak dianggap signifikan, Bank menghitung cadangan kerugian penurunan nilai secara kolektif menggunakan model parameter risiko dengan menggunakan parameter-parameter utama yaitu *Probability of Default* ("PD") dan *Loss Given Default* ("LGD"). Untuk piutang, pinjaman *qardh* dan pembiayaan, yang secara individual dianggap signifikan, Bank menghitung cadangan kerugian penurunan nilai secara individual dengan mengestimasi arus kas ekspektasian dari piutang, pinjaman *qardh* dan pembiayaan.

The key audit matters identified in our audit are outlined as follows.

1. ***Allowance for impairment losses on receivables, funds of qardh and financing***

   Refer to Note 2d (Material accounting policies - Allowance for impairment losses), Note 3a (Use of critical accounting estimates and judgments - Allowance for impairment losses on receivables, funds of qardh and financing), Note 9 (Receivables), Note 10 (Funds of qardh), Note 11 (Mudharabah financing), and Note 12 (Musyarakah financing) to the financial statements.

   As at 31 December 2024, the allowance for impairment losses on receivables (which consists of murabahah, istishna, and ijarah receivables), funds of qardh and financing (which consists of mudharabah and musyarakah financing) of the Bank was Rp10.291 billion. The allowance for impairment losses on receivables, funds of qardh and financing was determined by the Bank based on framework under applicable Statement of Financial Accounting Standards ("SFAS") as described in Note 2d to the financial statements.

   We focused on this area due to the size of the gross carrying value of receivables, funds of qardh and financing, which represented 67% of the total assets of the Bank, and the significance of the amount of allowance for impairment losses provided against receivables, funds of qardh and financing to the Bank's financial statements. In addition, the determination of allowance for impairment losses involves significant management judgement.

   Murabahah receivables which are not considered to be individually significant, the Bank assessed allowance for impairment losses collectively by using the risk parameter modelling approach that incorporated key parameters such as Probability of Default ("PD") and Loss Given Default ("LGD"). For receivables, funds of qardh and financing, which are considered individually significant, the Bank assessed allowances for impairment losses individually by estimating the expected cash flows obtained from the receivables, funds of qardh and financing.

Bagaimana audit kami merespons hal audit utama

Kami melakukan prosedur-prosedur audit berikut ini atas hal audit utama tersebut:

- Kami memperoleh pemahaman atas pendekatan manajemen dalam menghitung cadangan kerugian penurunan nilai piutang, pinjaman *qardh*, dan pembiayaan.
- Ketika bukti objektif penurunan nilai diidentifikasi oleh Bank dan kerugian penurunan nilai dihitung secara individual, kami menilai kecukupan penyisihan penurunan nilai dengan melakukan pengecekan baik jumlah dan waktu arus kas masa depan yang digunakan oleh Bank dalam perhitungan kerugian penurunan nilai dan mempertimbangkan bukti eksternal jika tersedia. Berdasarkan sampel, kami membandingkan jadwal pembayaran kembali dan tingkat pengembalian efektif yang digunakan pada perhitungan dengan informasi yang tertera pada perjanjian piutang, pinjaman *qardh*, dan pembiayaan.
- Kami menilai metodologi dan asumsi signifikan yang digunakan dalam menentukan model cadangan kerugian penurunan nilai. Kami menilai PD dan LGD terhadap persyaratan PSAK No. 402, yang melibatkan (i) penilaian model dan metodologi yang digunakan dalam perhitungan kuantitatif; dan (ii) menguji kelengkapan dan keakuratan data yang digunakan sebagai basis untuk penentuan tingkat PD dan LGD, dengan melibatkan spesialis Teknologi Informasi ("TI") kami.
- Kami melakukan perhitungan matematis ulang atas cadangan kerugian penurunan nilai secara kolektif atas kerugian penurunan nilai dengan melibatkan spesialis TI kami.

2. **Pengoperasian dan pengendalian atas sistem teknologi informasi (TI) pelaporan keuangan**

Bank sangat bergantung pada infrastruktur, sistem dan pengendalian TI untuk kegiatan operasional sehari-hari dan proses pelaporan keuangan bisnis Bank. Lingkungan TI Bank dianggap kompleks karena banyaknya sistem pelaporan keuangan utama dan integrasi antar sistem. Oleh karena itu, kami menganggap pengoperasian dan pengendalian atas sistem TI pelaporan keuangan Bank sebagai hal audit utama.

How our audit addressed the key audit matter

We have performed the following procedures to address this key audit matter:

- *We understood management's approach to calculate the allowance for impairment losses for receivables, funds of qardh and financing.*
- *When objective evidence of impairment was identified by the Bank and impairment loss was individually calculated, we assessed the adequacy of the impairment allowance by checking both the amount and timing of future cash flows used by the Bank in the impairment loss calculation and considering external evidence where available. On a sample basis, we compared the schedule of repayment and the effective rate of return used in the calculation with the information as stipulated in the agreements over the receivables, funds of qardh and financing.*
- *We assessed the methodology and significant assumptions used in determining the allowance for impairment losses model. We assessed the PD and LGD against the requirements of SFAS No. 402, which involved (i) assessing the model and methodology used in quantitative calculation; and (ii) testing the completeness and accuracy of data used as the basis to determine the PD and LGD rates by involving our Information Technology ("IT") specialists.*
- *We performed independent mathematical recalculation of the collective allowance for impairment losses by involving our IT specialists.*

2. ***Operation and controls of financial reporting information technology (IT) systems***

The Bank is heavily reliant on its IT infrastructure, systems and controls for its daily operations and the financial reporting processes of its business. The IT environment of the Bank is considered complex due to the number of key financial reporting systems and the interfaces among the systems. Given these factors, we consider the operation and controls of the financial reporting IT system of the Bank to be a key audit matter.

Bagaimana audit kami merespons hal audit utama

Kami melakukan prosedur-prosedur audit berikut ini atas hal audit utama tersebut:

- Kami melibatkan spesialis TI untuk menilai risiko yang terkait dengan lingkungan TI Bank sehubungan dengan proses pelaporan keuangan.
- Kami memperoleh pemahaman tentang sistem TI dan pengendalian yang mendukung proses pelaporan keuangan dan menilai rancangan, implementasi, dan pengoperasioan dari pengendalian utama yang dirancang untuk mempertahankan integritas dari sistem utama pelaporan keuangan. Penilaian ini termasuk pengendalian utama berikut ini:
  - Pengendalian manajemen perubahan: Proses dan pengendalian yang digunakan untuk mengembangkan, menguji, dan melakukan otorisasi perubahan pada fungsionalitas dan konfigurasi dalam sistem;
  - Pengendalian atas keamanan akses pengguna: Pengendalian akses yang dirancang untuk memberlakukan pemisahan tugas, mengatur pengguna akun dengan hak akses istimewa dan data hanya diubah melalui mekanisme yang terotorisasi;
  - Pengendalian atas operasional TI: Pengendalian atas aktivitas operasi digunakan untuk memastikan bahwa setiap masalah yang muncul dikelola dengan tepat; dan
  - Pengendalian pengembangan sistem: Pengendalian atas pengembangan, konfigurasi dan implementasi dari sistem baru atau yang sudah ada.
- Kami menguji rancangan, implementasi dan operasi atas pengendalian utama yang bergantung pada TI yang mendukung proses pelaporan keuangan, seperti perhitungan otomatis sistem, pemrosesan transaksi, pembuatan laporan dan perpindahan data antar sistem. Pengujian kami mencakup pemeriksaan konfigurasi sistem yang relevan dan pengujian keluaran sistem, berdasarkan uji petik.

How our audit addressed the key audit matter

We have performed the following procedures to address this key audit matter:

- *We involved IT specialist in assessing the risk associated with the Bank's IT environment in respect of its financial reporting process.*
- *We understood the IT systems and controls that supported the financial reporting process and assessed the design, implementation and operation of the associated key control designed to maintain the integrity of the key financial reporting systems. This assessment included the following key controls:*
  - *Change management controls: The processes and controls used to develop, test and authorise changes to the functionality and configurations within systems;*
  - *User access security controls: The access controls designed to enforce segregation of duties, govern the use of high privileged accounts and the data is only changed through authorised means;*
  - *IT operation related controls: The controls over operations used to check that any issues that arise are managed appropriately; and*
  - *System development controls: The controls relating to the development, configuration and implementation of new or existing systems.*
- *We tested the design, implementation and operation of key IT dependent controls that supported the financial reporting process, such as system-automated calculations, transaction processing, generation of reports and the data interfaces between systems. We inspected the relevant system configurations and tested system outputs, on a sample basis.*

Informasi Lain

Manajemen bertanggung jawab atas informasi lain. Informasi lain terdiri dari informasi yang tercantum dalam laporan tahunan, tetapi tidak termasuk laporan keuangan dan laporan auditor kami. Laporan tahunan diharapkan akan tersedia bagi kami setelah tanggal laporan auditor ini.

Opini kami atas laporan keuangan tidak mencakup informasi lain, dan oleh karena itu, kami tidak menyatakan bentuk keyakinan apapun atas informasi lain tersebut.

Sehubungan dengan audit kami atas laporan keuangan, tanggung jawab kami adalah untuk membaca informasi lain yang teridentifikasi di atas, ketika tersedia dan, dalam melaksanakannya, mempertimbangkan apakah informasi lain mengandung ketidakkonsistensian material dengan laporan keuangan atau pemahaman yang kami peroleh selama audit, atau mengandung kesalahan penyajian material.

Ketika kami membaca laporan tahunan, jika kami menyimpulkan bahwa terdapat suatu kesalahan penyajian material di dalamnya, kami diharuskan untuk mengomunikasikan hal tersebut kepada pihak yang bertanggung jawab atas tata kelola dan mengambil tindakan tepat berdasarkan Standar Audit yang ditetapkan oleh Institut Akuntan Publik Indonesia.

Tanggung jawab manajemen dari pihak yang bertanggung jawab atas tata kelola terhadap laporan keuangan

Manajemen bertanggung jawab atas penyusunan dan penyajian wajar laporan keuangan tersebut sesuai dengan Standar Akuntansi Keuangan di Indonesia, dan atas pengendalian internal yang dianggap perlu oleh manajemen untuk memungkinkan penyusunan laporan keuangan yang bebas dari kesalahan penyajian material, baik yang disebabkan oleh kecurangan maupun kesalahan.

Dalam penyusunan laporan keuangan, manajemen bertanggung jawab untuk menilai kemampuan Bank dalam mempertahankan kelangsungan usahanya, mengungkapkan, sesuai dengan kondisinya, hal-hal yang berkaitan dengan kelangsungan usaha, dan menggunakan basis akuntansi kelangsungan usaha, kecuali manajemen memiliki intensi untuk melikuidasi Bank atau menghentikan operasi, atau tidak memiliki alternatif yang realistis selain melaksanakannya.

Other Information

Management is responsible for the other information. The other information comprises the information included in the annual report, but does not include the financial statements and our auditors' report thereon. The annual report is expected to be made available to us after the date of this auditors' report.

Our opinion on the financial statements does not cover the other information and we will not express any form of assurance conclusion thereon.

In connection with our audit of the financial statements, our responsibility is to read the other information identified above when it becomes available and, in doing so, consider whether the other information is materially inconsistent with the financial statements or our knowledge obtained in the audit, or otherwise appears to be materially misstated.

When we read the annual report, if we conclude that there is a material misstatement therein, we are required to communicate the matter to those charged with governance and take appropriate actions in accordance with Standards on Auditing established by the Indonesian Institute of Certified Public Accountants.

Responsibilities of management and those charged with governance for the financial statements

Management is responsible for the preparation and fair presentation of the financial statements in accordance with Indonesian Financial Accounting Standards, and for such internal control as management determines is necessary to enable the preparation of financial statements that are free from material misstatement, whether due to fraud or error.

In preparing the financial statements, management is responsible for assessing the Bank's ability to continue as a going concern, disclosing, as applicable, matters related to going concern and using the going concern basis of accounting unless management either intends to liquidate the Bank or to cease operations, or has no realistic alternative but to do so.

Pihak yang bertanggung jawab atas tata kelola bertanggung jawab untuk mengawasi proses pelaporan keuangan Bank.

Those charged with governance are responsible for overseeing the Bank's financial reporting process.

Tanggung Jawab Auditor terhadap Audit atas Laporan Keuangan

Auditors' Responsibilities for the Audit of the Financial Statements

Tujuan kami adalah untuk memperoleh keyakinan memadai tentang apakah laporan keuangan secara keseluruhan bebas dari kesalahan penyajian material, baik yang disebabkan oleh kecurangan maupun kesalahan, dan untuk menerbitkan laporan auditor yang mencakup opini kami. Keyakinan memadai merupakan suatu tingkat keyakinan tinggi, namun bukan merupakan suatu jaminan bahwa audit yang dilaksanakan berdasarkan Standar Audit akan selalu mendeteksi kesalahan penyajian material ketika hal tersebut ada. Kesalahan penyajian dapat disebabkan oleh kecurangan maupun kesalahan dan dianggap material jika, baik secara individual maupun secara agregat, dapat diekspektasikan secara wajar akan memengaruhi keputusan ekonomi yang diambil oleh pengguna berdasarkan laporan keuangan tersebut.

Our objectives are to obtain reasonable assurance about whether the financial statements as a whole are free from material misstatement, whether due to fraud or error, and to issue an auditors' report that includes our opinion. Reasonable assurance is a high level of assurance but is not a guarantee that an audit conducted in accordance with Standards on Auditing will always detect a material misstatement when it exists. Misstatements can arise from fraud or error and are considered material if, individually or in aggregate, they could reasonably be expected to influence the economic decisions of users taken on the basis of these financial statements.

Sebagai bagian dari suatu audit berdasarkan Standar Audit, kami menerapkan pertimbangan profesional dan mempertahankan skeptisisme profesional selama audit. Kami juga:

As part of an audit in accordance with Standards on Auditing, we exercise professional judgement and maintain professional skepticism throughout the audit. We also:

- Mengidentifikasi dan menilai risiko kesalahan penyajian material dalam laporan keuangan, baik yang disebabkan oleh kecurangan maupun kesalahan, mendesain dan melaksanakan prosedur audit yang responsif terhadap risiko tersebut, serta memperoleh bukti audit yang cukup dan tepat untuk menyediakan basis bagi opini kami. Risiko tidak terdeteksinya kesalahan penyajian material yang disebabkan oleh kecurangan lebih tinggi dari yang disebabkan oleh kesalahan, karena kecurangan dapat melibatkan kolusi, pemalsuan, penghilangan secara sengaja, pernyataan salah, atau pengabaian pengendalian internal.

- *Identify and assess the risks of material misstatement of the financial statements, whether due to fraud or error, design and perform audit procedures responsive to those risks, and obtain audit evidence that is sufficient and appropriate to provide a basis for our opinion. The risk of not detecting a material misstatement resulting from fraud is higher than for one resulting from error, as fraud may involve collusion, forgery, intentional omissions, misrepresentations, or the override of internal control.*

- Memperoleh suatu pemahaman tentang pengendalian internal yang relevan dengan audit untuk mendesain prosedur audit yang tepat sesuai dengan kondisinya, tetapi bukan untuk tujuan menyatakan opini atas keefektivitasan pengendalian internal Bank.

- *Obtain an understanding of internal control relevant to the audit in order to design audit procedures that are appropriate in the circumstances, but not for the purpose of expressing an opinion on the effectiveness of the Bank's internal control.*

- Mengevaluasi ketepatan kebijakan akuntansi yang digunakan serta kewajaran estimasi akuntansi dan pengungkapan terkait yang dibuat oleh manajemen.

- *Evaluate the appropriateness of accounting policies used and the reasonableness of accounting estimates and related disclosures made by management.*

- Menyimpulkan ketepatan penggunaan basis akuntansi kelangsungan usaha oleh manajemen dan, berdasarkan bukti audit yang diperoleh, apakah terdapat suatu ketidakpastian material yang terkait dengan peristiwa atau kondisi yang dapat menyebabkan keraguan signifikan atas kemampuan Bank untuk mempertahankan kelangsungan usahanya. Ketika kami menyimpulkan bahwa terdapat suatu ketidakpastian material, kami diharuskan untuk menarik perhatian dalam laporan auditor kami ke pengungkapan terkait dalam laporan keuangan atau, jika pengungkapan tersebut tidak memadai, harus menentukan apakah perlu untuk memodifikasi opini kami. Kesimpulan kami didasarkan pada bukti audit yang diperoleh hingga tanggal laporan auditor kami. Namun, peristiwa atau kondisi masa depan dapat menyebabkan Bank tidak dapat mempertahankan kelangsungan usaha.

- *Conclude on the appropriateness of management's use of the going concern basis of accounting and, based on the audit evidence obtained, whether a material uncertainty exists related to events or conditions that may cast significant doubt on the Bank's ability to continue as a going concern. If we conclude that a material uncertainty exists, we are required to draw attention in our auditors' report to the related disclosures in the financial statements or, if such disclosures are inadequate, to modify our opinion. Our conclusions are based on the audit evidence obtained up to the date of our auditors' report. However, future events or conditions may cause the Bank to cease to continue as a going concern.*

- Mengevaluasi penyajian, struktur, dan isi laporan keuangan secara keseluruhan, termasuk pengungkapannya, dan apakah laporan keuangan mencerminkan transaksi dan peristiwa yang mendasarinya dengan suatu cara yang mencapai penyajian wajar.

- *Evaluate the overall presentation, structure and content of the financial statements, including the disclosures, and whether the financial statements represent the underlying transactions and events in a manner that achieves fair presentation.*

Kami mengomunikasikan kepada pihak yang bertanggung jawab atas tata kelola mengenai, antara lain, ruang lingkup dan saat yang direncanakan atas audit serta temuan audit signifikan, termasuk setiap defisiensi signifikan dalam pengendalian internal yang teridentifikasi oleh kami selama audit.

We communicate with those charged with governance regarding, among other matters, the planned scope and timing of the audit and significant audit findings, including any significant deficiencies in internal control that we identify during our audit.

Kami juga memberikan suatu pernyataan kepada pihak yang bertanggung jawab atas tata kelola bahwa kami telah mematuhi ketentuan etika yang relevan mengenai independensi, dan mengomunikasikan seluruh hubungan serta hal-hal lain yang dianggap secara wajar berpengaruh terhadap independensi kami, dan jika relevan, pengamanan terkait.

We also provide those charged with governance with a statement that we have complied with relevant ethical requirements regarding independence, and to communicate with them all relationships and other matters that may reasonably be thought to bear on our independence, and where applicable, related safeguards.

Dari hal-hal yang dikomunikasikan kepada pihak yang bertanggung jawab atas tata kelola, kami menentukan hal-hal tersebut yang paling signifikan dalam audit atas laporan keuangan periode kini dan oleh karenanya menjadi hal audit utama.

From the matters communicated with those charged with governance, we determine those matters that were of most significance in the audit of the financial statements of the current period and are therefore the key audit matters.

Kami menguraikan hal audit utama dalam laporan auditor kami kecuali peraturan perundang-undangan melarang pengungkapan publik tentang hal tersebut atau ketika, dalam kondisi yang sangat jarang terjadi, kami menentukan bahwa suatu hal tidak boleh dikomunikasikan dalam laporan kami karena konsekuensi merugikan dari mengomunikasikan hal tersebut akan diekspektasikan secara wajar melebihi manfaat kepentingan publik atas komunikasi tersebut.

We describe these matters in our auditors' report unless law or regulation precludes public disclosure about the matter or when, in extremely rare circumstances, we determine that a matter should not be communicated in our report because the adverse consequences of doing so would reasonably be expected to outweigh the public interest benefits of such communication.

JAKARTA,
4 Februari/*February* 2025

Lucy Luciana Suhenda, S.E., Ak., CPA
Izin Akuntan Publik/*Public Accountant License* No. AP.0229

Bank Syariah Indonesia Tbk
00019/2.1457/AU.1/07/0229-1/1/II/2025

PT BANK SYARIAH INDONESIA Tbk

LAPORAN KEUANGAN
31 DESEMBER 2024 DAN 2023

FINANCIAL STATEMENTS
31 DECEMBER 2024 DAN 2023

Daftar Isi / ***Table of Contents***

	Halaman/ *Page*	
Laporan Auditor Independen		*Independent Auditors' Report*
Laporan Posisi Keuangan	1 - 4	*Statements of Financial Position*
Laporan Laba Rugi dan Penghasilan Komprehensif Lain	5	*Statements of Profit or Loss and Other Comprehensive Income*
Laporan Perubahan Ekuitas	6	*Statements of Changes in Equity*
Laporan Arus Kas	7 - 8	*Statements of Cash Flows*
Laporan Rekonsiliasi Pendapatan dan Bagi Hasil	9	*Statements of Reconciliation of Income and Revenue Sharing*
Laporan Sumber dan Penyaluran Dana Zakat	10	*Statements of Sources and Distribution of Zakat Funds*
Laporan Sumber dan Penggunaan Dana Kebajikan	11	*Statements of Sources and Uses of Qardhul Hasan Funds*
Catatan atas Laporan Keuangan	12 - 145	*Notes to the Financial Statements*

****

LAPORAN POSISI KEUANGAN
31 DESEMBER 2024 DAN 2023
(Disajikan dalam jutaan Rupiah, kecuali dinyatakan lain)

STATEMENTS OF FINANCIAL POSITION
31 DECEMBER 2024 AND 2023
(Expressed in millions of Rupiah, unless otherwise stated)

	Catatan/ *Notes*	2024	2023	
ASET				***ASSETS***
KAS	4	8,080,689	5,255,841	***CASH***
GIRO DAN PENEMPATAN PADA BANK INDONESIA	2e, 5	49,966,279	32,440,778	***CURRENT ACCOUNTS AND PLACEMENTS WITH BANK INDONESIA***
GIRO DAN PENEMPATAN PADA BANK LAIN	2f, 6, 44			***CURRENT ACCOUNTS AND PLACEMENTS WITH OTHER BANKS***
Pihak ketiga		3,752,325	2,219,233	*Third parties*
Pihak berelasi	2c	128,549	105,240	*Related parties*
Jumlah giro dan penempatan pada bank lain		3,880,874	2,324,473	*Total current accounts and placements with other banks*
Cadangan kerugian penurunan nilai	2d	(14,809)	(20,745)	*Allowance for impairment losses*
Bersih		3,866,065	2,303,728	*Net*
INVESTASI PADA SURAT BERHARGA	2g, 7, 44			***INVESTMENTS IN MARKETABLE SECURITIES***
Pihak ketiga		24,134,169	25,738,013	*Third parties*
Pihak berelasi	2c	38,117,637	45,563,513	*Related parties*
Jumlah investasi pada surat berharga		62,251,806	71,301,526	*Total investments in marketable securities*
Cadangan kerugian penurunan nilai	2d	(35,288)	(132,506)	*Allowance for impairment losses*
Bersih		62,216,518	71,169,020	*Net*
TAGIHAN AKSEPTASI	2h, 8, 44			***ACCEPTANCE RECEIVABLES***
Pihak ketiga		12,694	244,074	*Third parties*
Pihak berelasi	2c	172,451	187,154	*Related parties*
Jumlah tagihan akseptasi		185,145	431,228	*Total acceptance receivables*
Cadangan kerugian penurunan nilai	2d	(1,851)	(4,312)	*Allowance for impairment losses*
Bersih		183,294	426,916	*Net*
PIUTANG	2i, 9, 44			***RECEIVABLES***
Murabahah				*Murabahah*
Pihak ketiga		144,205,651	136,391,384	*Third parties*
Pihak berelasi	2c	66,883	111,712	*Related parties*
Jumlah *murabahah*		144,272,534	136,503,096	*Total murabahah*
Istishna				*Istishna*
Pihak ketiga		11	30	*Third parties*
Ijarah				*Ijarah*
Pihak ketiga		188,361	217,241	*Third parties*
Pihak berelasi	2c	-	1,159	*Related parties*
Jumlah *ijarah*		188,361	218,400	*Total ijarah*
Jumlah piutang		144,460,906	136,721,526	*Total receivables*
Cadangan kerugian penurunan nilai	2d	(4,265,369)	(4,361,368)	*Allowance for impairment losses*
Bersih		140,195,537	132,360,158	*Net*
PINJAMAN *QARDH*	2j, 10, 44			***FUNDS OF QARDH***
Pihak ketiga		12,863,002	9,468,085	*Third parties*
Pihak berelasi	2c	910,782	1,838,996	*Related parties*
Jumlah pinjaman *qardh*		13,773,784	11,307,081	*Total funds of qardh*
Cadangan kerugian penurunan nilai	2d	(787,694)	(817,917)	*Allowance for impairment losses*
Bersih		12,986,090	10,489,164	*Net*
Dipindahkan		277,494,472	254,445,605	*Carried forward*

Catatan atas laporan keuangan terlampir merupakan bagian yang tidak terpisahkan dari laporan keuangan secara keseluruhan.

The accompanying notes to the financial statements form an integral part of these financial statements taken as a whole.

LAPORAN POSISI KEUANGAN
31 DESEMBER 2024 DAN 2023
(Disajikan dalam jutaan Rupiah, kecuali dinyatakan lain)

STATEMENTS OF FINANCIAL POSITION
31 DECEMBER 2024 AND 2023
(Expressed in millions of Rupiah, unless otherwise stated)

	Catatan/ *Notes*	2024	2023	
ASET (lanjutan)				***ASSETS** (continued)*
Pindahan		277,494,472	254,445,605	*Brought forward*
PEMBIAYAAN				***FINANCING***
Mudharabah	2k, 11, 44			*Mudharabah*
Pihak ketiga		937,079	881,133	*Third parties*
Pihak berelasi	2c	2,000,000	1,000,000	*Related parties*
Jumlah *mudharabah*		2,937,079	1,881,133	*Total mudharabah*
Cadangan kerugian penurunan nilai	2d	(93,488)	(49,481)	*Allowance for impairment losses*
Bersih		2,843,591	1,831,652	*Net*
Musyarakah	2k, 12, 44			*Musyarakah*
Pihak ketiga		88,044,668	63,452,727	*Third parties*
Pihak berelasi	2c	26,142,550	24,763,470	*Related parties*
Jumlah *musyarakah*		114,187,218	88,216,197	*Total musyarakah*
Cadangan kerugian penurunan nilai	2d	(5,145,131)	(4,459,696)	*Allowance for impairment losses*
Bersih		109,042,087	83,756,501	*Net*
Jumlah pembiayaan		117,124,297	90,097,330	*Total financing*
Cadangan kerugian penurunan nilai	2d	(5,238,619)	(4,509,177)	*Allowance for impairment losses*
Bersih		111,885,678	85,588,153	*Net*
ASET YANG DIPEROLEH UNTUK *IJARAH* - BERSIH	2l, 13	3,122,255	2,190,107	***ASSETS ACQUIRED FOR IJARAH - NET***
ASET TETAP DAN ASET HAK GUNA - BERSIH	2m, 14	7,723,853	5,352,843	***FIXED ASSETS AND RIGHT-OF-USE ASSETS - NET***
ASET TIDAK BERWUJUD - BERSIH	2m, 14	2,102,344	1,128,334	***INTANGIBLE ASSETS - NET***
ASET PAJAK TANGGUHAN	2w, 22c	2,056,727	1,665,694	***DEFERRED TAX ASSETS***
ASET LAIN-LAIN - BERSIH	2n, 15	4,228,103	3,253,388	***OTHER ASSETS - NET***
JUMLAH ASET		408,613,432	353,624,124	***TOTAL ASSETS***

Catatan atas laporan keuangan terlampir merupakan bagian yang tidak terpisahkan dari laporan keuangan secara keseluruhan.

The accompanying notes to the financial statements form an integral part of these financial statements taken as a whole.

LAPORAN POSISI KEUANGAN
31 DESEMBER 2024 DAN 2023
(Disajikan dalam jutaan Rupiah, kecuali dinyatakan lain)

STATEMENTS OF FINANCIAL POSITION
31 DECEMBER 2024 AND 2023
(Expressed in millions of Rupiah, unless otherwise stated)

	Catatan/ *Notes*	2024	2023	
LIABILITAS, DANA *SYIRKAH* TEMPORER DAN EKUITAS				***LIABILITIES, TEMPORARY SYIRKAH FUNDS AND EQUITY***
LIABILITAS				***LIABILITIES***
LIABILITAS SEGERA	2o, 16, 44			***OBLIGATIONS DUE IMMEDIATELY***
Pihak ketiga		856,981	1,144,847	*Third parties*
Pihak berelasi	2c	1,662	171,220	*Related parties*
		858,643	1,316,067	
BAGI HASIL YANG BELUM DIBAGIKAN	17	291,578	255,932	***UNDISTRIBUTED REVENUE SHARING***
SIMPANAN *WADIAH*				***WADIAH DEPOSITS***
Giro *wadiah*	2p, 18, 44			*Wadiah demand deposits*
Pihak ketiga		16,260,234	18,023,665	*Third parties*
Pihak berelasi	2c	2,886,845	2,823,859	*Related parties*
Jumlah giro *wadiah*		19,147,079	20,847,524	*Total wadiah demand deposits*
Tabungan *wadiah*	2p, 19, 44			*Wadiah savings deposits*
Pihak ketiga		55,266,166	47,016,211	*Third parties*
Pihak berelasi	2c	13,901	10,163	*Related parties*
Jumlah tabungan *wadiah*		55,280,067	47,026,374	*Total wadiah savings deposits*
Jumlah simpanan *wadiah*		74,427,146	67,873,898	*Total wadiah deposits*
SIMPANAN DARI BANK LAIN	2p, 20, 44			***DEPOSITS FROM OTHER BANKS***
Giro *wadiah*				*Wadiah demand deposits*
Pihak ketiga		173,510	123,984	*Third parties*
Pihak berelasi	2c	1,369	1,353	*Related parties*
Jumlah giro *wadiah*		174,879	125,337	*Total wadiah demand deposits*
Tabungan *wadiah*				*Wadiah savings deposits*
Pihak ketiga		8,985	7,788	*Third parties*
Sertifikat Investasi *Mudharabah* Antarbank ("SIMA")				*Interbank Mudharabah Investment Certificate ("SIMA")*
Pihak ketiga		2,481,425	1,401,191	*Third parties*
Pihak berelasi	2c	885,225	226,985	*Related parties*
Jumlah Sertifikat Investasi *Mudharabah* Antarbank ("SIMA")		3,366,650	1,628,176	*Total Interbank Mudharabah Investment Certificate ("SIMA")*
Sertifikat Pengelolaan Dana Berdasarkan Prinsip Syariah Antarbank ("SIPA")				*Sharia Compliant Interbank Fund Management Certificate ("SIPA")*
Pihak ketiga		400,000	-	*Third parties*
Pihak berelasi	2c	200,834	-	*Related parties*
Jumlah Sertifikat Pengelolaan Dana Berdasarkan Prinsip Syariah Antarbank ("SIPA")		600,834	-	*Total Sharia Compliant Interbank Fund Management Certificate ("SIPA")*
Jumlah simpanan dari bank lain		4,151,348	1,761,301	*Total deposits from other banks*
LIABILITAS KEPADA BANK INDONESIA	2q, 21	18,417,864	11,900,055	***LIABILITIES TO BANK INDONESIA***
LIABILITAS AKSEPTASI	2h, 44			***ACCEPTANCE LIABILITIES***
Pihak ketiga		72,792	287,323	*Third parties*
Pihak berelasi	2c	112,353	143,905	*Related parties*
Jumlah liabilitas akseptasi		185,145	431,228	*Total acceptance liabilities*
UTANG PAJAK	2w, 22a	889,642	539,042	***TAXES PAYABLE***
LIABILITAS IMBALAN KERJA	2v, 42, 44	534,730	667,264	***EMPLOYEE BENEFITS LIABILITIES***
ESTIMASI KERUGIAN KOMITMEN DAN KONTINJENSI	41d	24,045	32,017	***ESTIMATED LOSSES ON COMMITMENTS AND CONTINGENCIES***
LIABILITAS LAIN-LAIN	23	5,867,830	2,446,107	***OTHER LIABILITIES***
JUMLAH LIABILITAS		105,647,971	87,222,911	***TOTAL LIABILITIES***

Catatan atas laporan keuangan terlampir merupakan bagian yang tidak terpisahkan dari laporan keuangan secara keseluruhan.

The accompanying notes to the financial statements form an integral part of these financial statements taken as a whole.

LAPORAN POSISI KEUANGAN
31 DESEMBER 2024 DAN 2023
(Disajikan dalam jutaan Rupiah, kecuali dinyatakan lain)

STATEMENTS OF FINANCIAL POSITION
31 DECEMBER 2024 AND 2023
(Expressed in millions of Rupiah, unless otherwise stated)

	Catatan/ *Notes*	2024	2023	
LIABILITAS, DANA *SYIRKAH* TEMPORER DAN EKUITAS (lanjutan)				***LIABILITIES, TEMPORARY SYIRKAH FUNDS AND EQUITY*** *(continued)*
DANA *SYIRKAH* TEMPORER				***TEMPORARY SYIRKAH FUNDS***
Giro *mudharabah*	2r, 24, 44			*Mudharabah demand deposits*
Pihak ketiga		17,421,912	14,835,449	*Third parties*
Pihak berelasi	2c	19,813,889	17,581,811	*Related parties*
Jumlah giro *mudharabah*		37,235,801	32,417,260	*Total mudharabah demand deposits*
Tabungan *mudharabah*	2r, 25, 44			*Mudharabah savings deposits*
Pihak ketiga		85,414,890	78,088,518	*Third parties*
Pihak berelasi	2c	375,768	191,667	*Related parties*
Jumlah tabungan *mudharabah*		85,790,658	78,280,185	*Total mudharabah savings deposits*
Deposito *mudharabah*	2r, 26, 44			*Mudharabah time deposits*
Pihak ketiga		92,556,398	87,628,737	*Third parties*
Pihak berelasi	2c	38,122,469	28,356,052	*Related parties*
Jumlah deposito *mudharabah*		130,678,867	115,984,789	*Total mudharabah time deposits*
Jumlah giro, tabungan dan deposito *mudharabah*		253,705,326	226,682,234	*Total mudharabah demand deposits, savings deposits and time deposits*
Sukuk *mudharabah* subordinasi	2z, 27, 44			*Subordinated sukuk mudharabah*
Pihak ketiga		140,000	175,000	*Third parties*
Pihak berelasi	2c	60,000	25,000	*Related parties*
Jumlah sukuk *mudharabah* subordinasi		200,000	200,000	*Total subordinated sukuk mudharabah*
Sukuk *mudharabah* diterbitkan	2z, 28, 44			*Issued mudharabah sukuk*
Pihak ketiga		2,653,063	3,608	*Third parties*
Pihak berelasi	2c	365,500	-	*Related parties*
Jumlah sukuk *mudharabah* diterbitkan		3,018,563	3,608	*Total issued mudharabah sukuk*
Pembiayaan berjangka *mudharabah*	2y, 29	1,000,000	776,250	*Mudharabah term financing*
JUMLAH DANA *SYIRKAH* TEMPORER		257,923,889	227,662,092	***TOTAL TEMPORARY SYIRKAH FUNDS***
EKUITAS				***EQUITY***
Modal saham - nilai nominal Rp500 (nilai penuh) per saham				*Share capital - Rp500 (full amount) par value per share*
Modal dasar - 80.000.000.000 lembar saham				*Authorised share capital - 80,000,000,000 shares*
Modal ditempatkan dan disetor penuh - 46.129.260.138 lembar saham	30	23,064,630	23,064,630	*Issued and fully paid-up capital - 46,129,260,138 shares*
Tambahan modal disetor	30	(3,929,100)	(3,929,100)	*Additional paid-in capital*
Keuntungan revaluasi aset tetap	14	553,440	444,530	*Gain on revaluation of fixed assets*
Pengukuran kembali liabilitas imbalan kerja - setelah pajak		347,644	241,462	*Remeasurement of employee benefit liabilities - net of tax*
(Kerugian)/keuntungan yang belum direalisasi atas surat berharga yang diukur pada nilai wajar melalui penghasilan komprehensif lain - setelah pajak		(56,814)	6,154	*Unrealised (loss)/gain on marketable securities measured at fair value through other comprehensive income - net of tax*
Saldo laba				*Retained earnings*
Telah ditentukan penggunaannya		3,377,462	2,236,713	*Appropriated*
Belum ditentukan penggunaannya		21,684,310	16,674,732	*Unappropriated*
JUMLAH EKUITAS		45,041,572	38,739,121	***TOTAL EQUITY***
JUMLAH LIABILITAS, DANA *SYIRKAH* TEMPORER DAN EKUITAS		408,613,432	353,624,124	***TOTAL LIABILITIES, TEMPORARY SYIRKAH FUNDS AND EQUITY***

Catatan atas laporan keuangan terlampir merupakan bagian yang tidak terpisahkan dari laporan keuangan secara keseluruhan.

The accompanying notes to the financial statements form an integral part of these financial statements taken as a whole.

LAPORAN LABA RUGI DAN PENGHASILAN KOMPREHENSIF LAIN UNTUK TAHUN-TAHUN YANG BERAKHIR 31 DESEMBER 2024 DAN 2023
(Disajikan dalam jutaan Rupiah, kecuali dinyatakan lain)

STATEMENTS OF PROFIT OR LOSS AND OTHER COMPREHENSIVE INCOME FOR THE YEARS ENDED 31 DECEMBER 2024 AND 2023
(Expressed in millions of Rupiah, unless otherwise stated)

	Catatan/ *Notes*	2024	2023*)	
PENDAPATAN PENGELOLAAN DANA SEBAGAI *MUDHARIB*				***INCOME FROM FUND MANAGEMENT AS MUDHARIB***
Pendapatan dari jual beli	2s, 31	13,404,055	12,627,780	*Income from sales and purchases*
Pendapatan dari bagi hasil	2s, 32	8,001,204	5,940,486	*Income from profit sharing*
Pendapatan dari *ijarah* - bersih	2s, 33	192,124	155,446	*Income from ijarah - net*
Pendapatan usaha utama lainnya	2s, 34	3,700,820	3,528,031	*Other main operating income*
HAK PIHAK KETIGA ATAS BAGI HASIL	2t, 35	(7,889,029)	(5,993,168)	***THIRD PARTIES' SHARE ON RETURN***
HAK BAGI HASIL MILIK BANK		17,409,174	16,258,575	***BANK'S SHARE IN PROFIT***
PENDAPATAN USAHA LAINNYA	2u, 36			***OTHER OPERATING INCOME***
Pendapatan imbalan jasa perbankan		3,678,362	2,870,774	*Fee based income from banking services*
Keuntungan investasi surat berharga		587,199	242,110	*Gain from marketable securities*
Pendapatan lainnya		1,290,918	1,091,582	*Other income*
Jumlah pendapatan usaha lainnya		5,556,479	4,204,466	*Total other operating income*
BEBAN USAHA				***OPERATING EXPENSES***
Gaji dan tunjangan	37	(5,284,136)	(5,035,215)	*Salaries and benefits*
Umum dan administrasi	38	(6,342,626)	(5,169,938)	*General and administrative*
Bonus *wadiah*		(586)	(1,107)	*Wadiah bonus*
Lain-lain		(166,294)	(42,944)	*Others*
		(11,793,642)	(10,249,204)	
Beban cadangan kerugian penurunan nilai aset produktif dan nonproduktif - bersih	2d, 39	(1,893,867)	(2,622,479)	*Provision for impairment losses on earning and non-earning assets - net*
LABA USAHA		9,278,144	7,591,358	***INCOME FROM OPERATION***
PENDAPATAN/(BEBAN) NONUSAHA - BERSIH		4,312	(2,156)	***NON-OPERATING INCOME/(EXPENSE) - NET***
LABA SEBELUM ZAKAT DAN BEBAN PAJAK		9,282,456	7,589,202	***INCOME BEFORE ZAKAT AND TAX EXPENSE***
ZAKAT	2a	(232,061)	(189,730)	***ZAKAT***
BEBAN PAJAK	2w, 22b	(2,044,507)	(1,695,729)	***TAX EXPENSES***
LABA BERSIH		7,005,888	5,703,743	***NET INCOME***
PENGHASILAN KOMPREHENSIF LAIN				***OTHER COMPREHENSIVE INCOME***
Pos-pos yang tidak akan direklasifikasi ke laba rugi:				*Items that will not be reclassified to profit or loss:*
Keuntungan revaluasi aset tetap	14	108,910	-	*Gain on revaluation on fixed assets*
Pengukuran kembali liabilitas imbalan kerja	2v, 42	136,130	(35,181)	*Remeasurement of employee benefit liabilities*
Pajak penghasilan terkait	22c	(29,948)	7,739	*Related income tax*
Pos-pos yang akan direklasifikasi ke laba rugi:				*Items that will be reclassified to profit or loss:*
(Kerugian)/keuntungan yang belum direalisasi atas surat berharga yang diukur pada nilai wajar melalui penghasilan komprehensif lain	7b	(92,116)	61,631	*Unrealised (loss)/gain on marketable securities measured at fair value through other comprehensive income*
Pajak penghasilan terkait	22c	29,148	-	*Related income tax*
Jumlah penghasilan komprehensif lain bersih setelah pajak		152,124	34,189	*Total other comprehensive income net of tax*
JUMLAH LABA KOMPREHENSIF		7,158,012	5,737,932	***TOTAL COMPREHENSIVE INCOME***
LABA PER SAHAM DASAR DAN DILUSIAN (Rupiah penuh)	2aa, 40	151.88	123.65	***BASIC AND DILUTED EARNINGS PER SHARE (full Rupiah)***

*) Direklasifikasi, lihat Catatan 53

*) *Reclassified, see Note 53*

Catatan atas laporan keuangan terlampir merupakan bagian yang tidak terpisahkan dari laporan keuangan secara keseluruhan.

The accompanying notes to the financial statements form an integral part of these financial statements taken as a whole.

LAPORAN PERUBAHAN EKUITAS
UNTUK TAHUN-TAHUN YANG BERAKHIR
31 DESEMBER 2024 DAN 2023
(Disajikan dalam jutaan Rupiah, kecuali dinyatakan lain)

STATEMENTS OF CHANGES IN EQUITY
FOR THE YEARS ENDED
31 DECEMBER 2024 AND 2023
(Expressed in millions of Rupiah, unless otherwise stated)

	Catatan/ *Notes*	Modal saham ditempatkan dan disetor penuh/ *Issued and fully paid-up share capital*	Tambahan modal disetor/ *Additional paid-in capital*	Keuntungan revaluasi aset tetap/ *Gain on revaluation of fixed assets*	Pengukuran kembali liabilitas imbalan kerja - setelah pajak/ *Remeasurement of employee benefit liabilities - net of tax*	(Kerugian)/ keuntungan yang belum direalisasi atas surat berharga yang diukur pada nilai wajar melalui penghasilan komprehensif lain - setelah pajak/ *Unrealised (loss)/gain on marketable securities measured at fair value through other comprehensive income - net of tax*	Saldo laba/*Retained earnings*		Jumlah ekuitas/ *Total equity*	
							Telah ditentukan penggunaannya/ *Appropriated*	Belum ditentukan penggunaannya/ *Unappropriated*		
Saldo per 1 Januari 2023		23,064,630	(3,929,100)	444,530	268,904	(55,477)	1,384,677	12,249,043	33,427,207	*Balance as at 1 January 2023*
Laba bersih		-	-	-	-	-	-	5,703,743	5,703,743	*Net income*
Penghasilan komprehensif lain		-	-	-	(27,442)	61,631	-	-	34,189	*Other comprehensive income*
Pembagian dividen	30	-	-	-	-	-	-	(426,018)	(426,018)	*Dividend payment*
Penambahan cadangan umum	30	-	-	-	-	-	852,036	(852,036)	-	*Additional to general reserve*
Saldo per 31 Desember 2023		23,064,630	(3,929,100)	444,530	241,462	6,154	2,236,713	16,674,732	38,739,121	***Balance as at 31 December 2023***
Laba bersih		-	-	-	-	-	-	7,005,888	7,005,888	*Net income*
Penghasilan komprehensif lain	14	-	-	108,910	106,182	(62,968)	-	-	152,124	*Other comprehensive income*
Pembagian dividen	30	-	-	-	-	-	-	(855,561)	(855,561)	*Dividend payment*
Penambahan cadangan umum	30	-	-	-	-	-	1,140,749	(1,140,749)	-	*Additional to general reserve*
Saldo per 31 Desember 2024		23,064,630	(3,929,100)	553,440	347,644	(56,814)	3,377,462	21,684,310	45,041,572	***Balance as at 31 December 2024***

Catatan atas laporan keuangan terlampir merupakan bagian yang tidak terpisahkan dari laporan keuangan secara keseluruhan.

The accompanying notes to the financial statements form an integral part of these financial statements taken as a whole.

LAPORAN ARUS KAS
UNTUK TAHUN-TAHUN YANG BERAKHIR
31 DESEMBER 2024 DAN 2023
(Disajikan dalam jutaan Rupiah, kecuali dinyatakan lain)

STATEMENTS OF CASH FLOWS
FOR THE YEARS ENDED
31 DECEMBER 2024 AND 2023
(Expressed in millions of Rupiah, unless otherwise stated)

	Catatan/ *Notes*	**2024**	**2023**	
ARUS KAS DARI AKTIVITAS OPERASI				***CASH FLOWS FROM OPERATING ACTIVITIES***
Penerimaan jual beli, bagi hasil, *ijarah* dan usaha utama lainnya		25,260,645	22,356,599	*Proceeds of margin, profit sharing, ijarah and other main operation*
Pembayaran bagi hasil dana *syirkah* temporer		(7,854,159)	(5,930,162)	*Payment of profit sharing for temporary syirkah funds*
Penerimaan dari pembiayaan dan piutang yang dihapusbukukan	9, 10, 11, 12, 36	2,097,759	1,703,364	*Receipts from recovery of written-off financing and receivable*
Penerimaan pendapatan usaha lainnya		4,266,371	3,115,816	*Receipt of other operating income*
Pembayaran tantiem		(110,228)	(91,574)	*Payment of tantiem*
Pembayaran beban usaha		(14,283,894)	(12,698,368)	*Payment of operating expenses*
Penerimaan atas pendapatan nonusaha - bersih		112,287	25,571	*Receipt from non-operating income - net*
Pembayaran pajak penghasilan badan		(1,985,972)	(1,855,197)	*Payment of corporate income tax*
Pembayaran zakat		(268,348)	(205,881)	*Payment of zakat*
Penyaluran dana kebajikan		(117,028)	(80,736)	*Distribution of qardhul hasan funds*
Arus kas sebelum perubahan dalam aset dan liabilitas		7,117,433	6,339,432	*Cash flows before changes in assets and liabilities*
Perubahan dalam aset dan liabilitas:				*Changes in assets and liabilities:*
(Kenaikan)/penurunan aset:				*(Increase)/decrease in assets:*
Surat berharga - diukur pada nilai wajar		(1,472,899)	(3,972,560)	*Marketable securities - measured at fair value*
Surat berharga jangka pendek lainnya		(115,758)	(40,287)	*Other short-term securities*
Piutang		(7,739,380)	(11,834,760)	*Receivables*
Pinjaman *qardh*		(2,466,703)	(1,605,472)	*Funds of qardh*
Pembiayaan		(27,026,967)	(18,465,422)	*Financing*
Tagihan akseptasi		246,083	50,175	*Acceptance receivables*
Aset yang diperoleh untuk *ijarah*		(932,147)	(705,535)	*Assets acquired for ijarah*
Aset lain-lain		245,969	(2,886)	*Other assets*
Kenaikan/(penurunan) liabilitas:				*Increase/(decrease) in liabilities:*
Liabilitas segera		(421,137)	322,716	*Obligations due immediately*
Simpanan *wadiah*		6,553,248	1,861,641	*Wadiah deposits*
Simpanan dari bank lain		2,390,047	(457,396)	*Deposits from other banks*
Liabilitas akseptasi		(246,083)	(50,175)	*Acceptance liabilities*
Utang pajak		(99,768)	48,173	*Taxes payable*
Liabilitas lain-lain		3,757,231	283,819	*Other liabilities*
Kenaikan dana *syirkah* temporer		27,023,092	30,269,572	*Increase in temporary syirkah funds*
Kas bersih dihasilkan dari aktivitas operasi		6,812,261	2,041,035	*Net cash generated from operating activities*

Catatan atas laporan keuangan terlampir merupakan bagian yang tidak terpisahkan dari laporan keuangan secara keseluruhan.

The accompanying notes to the financial statements form an integral part of these financial statements taken as a whole.

LAPORAN ARUS KAS
UNTUK TAHUN-TAHUN YANG BERAKHIR
31 DESEMBER 2024 DAN 2023
(Disajikan dalam jutaan Rupiah, kecuali dinyatakan lain)

STATEMENTS OF CASH FLOWS
FOR THE YEARS ENDED
31 DECEMBER 2024 AND 2023
(Expressed in millions of Rupiah, unless otherwise stated)

	Catatan/ *Notes*	2024	2023	
ARUS KAS DARI AKTIVITAS INVESTASI				***CASH FLOWS FROM INVESTING ACTIVITIES***
Penjualan/pelepasan investasi pada surat berharga		103,380,752	111,080,068	*Sale/disposal of investment in marketable securities*
Perolehan surat berharga		(92,955,821)	(120,672,073)	*Acquisition of marketable securities*
Hasil penjualan aset tetap		1,274	5,521	*Proceeds from sale of fixed assets*
Perolehan aset tetap dan aset hak guna		(2,935,755)	(826,243)	*Acquisition of fixed assets and right-of-use assets*
Perolehan aset tidak berwujud	14	(1,144,967)	(991,632)	*Acquisition of intangible assets*
Kas bersih dihasilkan dari/ (digunakan untuk) aktivitas investasi		6,345,483	(11,404,359)	*Net cash generated from/ (used in) investing activities*
ARUS KAS DARI AKTIVITAS PENDANAAN				***CASH FLOWS FROM FINANCING ACTIVITIES***
Pembayaran liabilitas sewa		(151,913)	(134,742)	*Payments of lease liabilities*
Pembayaran dividen		(855,561)	(426,018)	*Payments of dividend*
Pembayaran pembiayaan berjangka *mudharabah*		(7,778,995)	(781,307)	*Payments of mudharabah term financing*
Penerimaan pembiayaan berjangka *mudharabah*		8,001,935	776,250	*Receipts from mudharabah term financing*
Pelunasan surat berharga yang diterbitkan		-	(1,375,000)	*Settlement of securities issued*
Surat berharga yang diterbitkan		3,015,731	203,759	*Securities Issued*
Liabilitas kepada Bank Indonesia		6,517,809	11,900,055	*Liabilities from Bank indonesia*
Kas bersih dihasilkan dari aktivitas pendanaan		8,749,006	10,162,997	*Net cash generated from financing activities*
KENAIKAN BERSIH KAS DAN SETARA KAS		21,906,750	799,673	***NET INCREASE IN CASH AND CASH EQUIVALENTS***
KAS DAN SETARA KAS AWAL TAHUN		40,021,092	39,221,419	***CASH AND CASH EQUIVALENTS AT THE BEGINNING OF THE YEAR***
KAS DAN SETARA KAS AKHIR TAHUN		61,927,842	40,021,092	***CASH AND CASH EQUIVALENTS AT THE END OF THE YEAR***
Kas dan setara kas akhir tahun terdiri dari:				*Cash and cash equivalents at the end of the year consist of:*
Kas	4	8,080,689	5,255,841	*Cash*
Giro dan penempatan pada Bank Indonesia	5	49,966,279	32,440,778	*Current accounts and placements with Bank Indonesia*
Giro dan penempatan pada bank lain	6	3,880,874	2,324,473	*Current accounts and placements with other banks*
JUMLAH		61,927,842	40,021,092	***TOTAL***

Catatan atas laporan keuangan terlampir merupakan bagian yang tidak terpisahkan dari laporan keuangan secara keseluruhan.

The accompanying notes to the financial statements form an integral part of these financial statements taken as a whole.

LAPORAN REKONSILIASI PENDAPATAN DAN BAGI HASIL
UNTUK TAHUN-TAHUN YANG BERAKHIR 31 DESEMBER 2024 DAN 2023
(Disajikan dalam jutaan Rupiah, kecuali dinyatakan lain)

STATEMENTS OF RECONCILIATION OF INCOME AND REVENUE SHARING
FOR THE YEARS ENDED 31 DECEMBER 2024 AND 2023
(Expressed in millions of Rupiah, unless otherwise stated)

	Catatan/ *Notes*	**2024**	**2023**	
Pendapatan pengelolaan dana sebagai *mudharib*	31, 32, 33, 34	25,298,203	22,251,743	*Revenue from fund management as mudharib*
Pengurangan				*Deduction*
Pendapatan tahun berjalan yang kas atau setara kasnya belum diterima:				*Current year income in which its cash and cash equivalents has not been received:*
Pendapatan dari jual beli		(620,300)	(623,425)	*Income from sales and purchase*
Pendapatan bagi hasil		(79,292)	(44,429)	*Income from profit sharing*
Pendapatan amortisasi dari selisih nilai perolehan surat berharga dibanding nilai nominal		(75,137)	(104,229)	*Income from amortisation of differences between acquisition cost and nominal amounts for investments in marketable securities*
Pendapatan dari *ijarah* - bersih		(33,132)	(29,685)	*Income from Ijarah - net*
Pendapatan usaha utama lainnya		(979,776)	(889,375)	*Other main operating income*
		(1,787,637)	(1,691,143)	
Penambahan				*Addition*
Pendapatan tahun sebelumnya yang kas atau setara kasnya diterima pada tahun berjalan:				*Previous year income in which its cash and cash equivalent was received during current year:*
Pendapatan dari jual beli		623,425	588,556	*Income from sales and purchase*
Pendapatan bagi hasil		44,429	25,972	*Income from profit sharing*
Pendapatan amortisasi dari selisih nilai perolehan surat berharga dibanding nilai nominal		104,229	43,778	*Income from amortisation of differences between acquisition cost and nominal amounts for investments in marketable securities*
Pendapatan dari *ijarah* - bersih		29,685	20,093	*Income from Ijarah - net*
Pendapatan usaha utama lainnya		889,375	898,140	*Other main operating income*
		1,691,143	1,576,539	
Pendapatan yang tersedia untuk bagi hasil		25,201,709	22,137,139	*Available income for profit sharing*
Hak bagi hasil milik Bank		(17,312,680)	(16,143,971)	*Bank's share in profit sharing*
Hak pihak ketiga atas bagi hasil	35	7,889,029	5,993,168	*Third parties' share on return*
Dirinci atas:				*Details to:*
Hak pemilik dana atas bagi hasil yang sudah didistribusikan		7,597,451	5,737,236	*Fund owners' share on distributed profit sharing*
Hak pemilik dana atas bagi hasil yang belum didistribusikan	17	291,578	255,932	*Fund owners' share on undistributed profit sharing*
Jumlah		7,889,029	5,993,168	***Total***

Catatan atas laporan keuangan terlampir merupakan bagian yang tidak terpisahkan dari laporan keuangan secara keseluruhan.

The accompanying notes to the financial statements form an integral part of these financial statements taken as a whole.

LAPORAN SUMBER DAN PENYALURAN DANA ZAKAT UNTUK TAHUN-TAHUN YANG BERAKHIR 31 DESEMBER 2024 DAN 2023
(Disajikan dalam jutaan Rupiah, kecuali dinyatakan lain)

STATEMENTS OF SOURCES AND DISTRIBUTION OF ZAKAT FUNDS FOR THE YEARS ENDED 31 DECEMBER 2024 AND 2023
(Expressed in millions of Rupiah, unless otherwise stated)

	Catatan/ *Notes*	2024	2023	
Sumber dana zakat				***Sources of zakat funds***
Internal bank		232,061	189,730	*Internal bank*
Eksternal bank				*External bank*
Pegawai		36,452	33,041	*Employees*
Nasabah dan umum		38,743	34,731	*Customers and public*
		307,256	257,502	
Penyaluran dana zakat				***Distribution of zakat funds***
Disalurkan ke lembaga lain		(268,348)	(205,881)	*Distributed to other institutions*
Kenaikan dana zakat		38,908	51,621	*Increase in zakat funds*
Saldo awal dana zakat		196,774	145,153	***Beginning balance of zakat funds***
Saldo akhir dana zakat	16	235,682	196,774	***Ending balance of zakat funds***

Catatan atas laporan keuangan terlampir merupakan bagian yang tidak terpisahkan dari laporan keuangan secara keseluruhan.

The accompanying notes to the financial statements form an integral part of these financial statements taken as a whole.

LAPORAN SUMBER DAN PENGGUNAAN DANA KEBAJIKAN UNTUK TAHUN-TAHUN YANG BERAKHIR 31 DESEMBER 2024 DAN 2023
(Disajikan dalam jutaan Rupiah, kecuali dinyatakan lain)

STATEMENTS OF SOURCES AND USES OF QARDHUL HASAN FUNDS FOR THE YEARS ENDED 31 DECEMBER 2024 AND 2023
(Expressed in millions of Rupiah, unless otherwise stated)

	Catatan/ *Notes*	2024	2023	
Sumber dana kebajikan				***Sources of qardhul hasan funds***
Infaq dan *shadaqah*		84,691	63,947	*Infaq and shadaqah*
Denda		21,972	17,915	*Penalty*
Pendapatan nonhalal		1,240	1,733	*Non-halal income*
Lainnya		4,094	-	*Others*
		111,997	83,595	
Penggunaan dana kebajikan				***Uses of qardhul hasan funds***
Sumbangan		(117,028)	(80,736)	*Donation*
(Penurunan)/kenaikan dana kebajikan		(5,031)	2,859	*(Decrease)/increase qardhul hasan funds*
Saldo awal dana kebajikan		9,907	7,048	***Beginning balance of qardhul hasan funds***
Saldo akhir dana kebajikan	23	4,876	9,907	***Ending balance of qardhul hasan funds***

Catatan atas laporan keuangan terlampir merupakan bagian yang tidak terpisahkan dari laporan keuangan secara keseluruhan.

The accompanying notes to the financial statements form an integral part of these financial statements taken as a whole.

CATATAN ATAS LAPORAN KEUANGAN
31 DESEMBER 2024 DAN 2023
(Disajikan dalam jutaan Rupiah, kecuali dinyatakan lain)

NOTES TO THE FINANCIAL STATEMENTS
31 DECEMBER 2024 AND 2023
(Expressed in millions of Rupiah, unless otherwise stated)

1. UMUM

a. Pendirian Bank dan informasi umum

PT Bank BRIsyariah Tbk ("Bank") berkedudukan di Jakarta, Indonesia, awalnya didirikan dengan nama PT Bank Jasa Arta ("BJA") berdasarkan Akta Pendirian No. 4 tanggal 3 April 1969 yang dibuat di hadapan Liem Toeng Kie, S.H., notaris di Jakarta.

BJA berubah nama menjadi PT Bank Syariah BRI ("BSBRI") berdasarkan Pernyataan Keputusan Persetujuan Pemegang Saham, sesuai dengan Akta No. 45 tanggal 22 April 2008 yang dibuat di hadapan Fathiah Helmi, S.H., notaris di Jakarta dan memperoleh izin perubahan kegiatan usaha bank, dari konvensional menjadi bank umum yang melaksanakan kegiatan usaha berdasarkan prinsip syariah dari Bank Indonesia efektif sejak tanggal 16 Oktober 2008. Pada tahun 2009, BSBRI melakukan perubahan nama menjadi PT Bank BRISyariah sesuai dengan Akta Keputusan Persetujuan Pemegang Saham BSBRI No. 18 tanggal 14 April 2009 dibuat di hadapan Fathiah Helmi, S.H., notaris di Jakarta.

PT Bank BRISyariah berubah nama menjadi PT Bank BRIsyariah Tbk sesuai persetujuan Menteri Hukum dan Hak Asasi Manusia Republik Indonesia No. AHU-0000386. AH.01.02 Tahun 2018 tanggal 10 Januari 2018.

Pada bulan Januari 2021, telah terjadi penggabungan antara PT Bank BRIsyariah Tbk dengan PT Bank Syariah Mandiri dan PT Bank BNI Syariah. Penggabungan ini telah mendapatkan persetujuan Otoritas Jasa Keuangan ("OJK") Pasar Modal melalui surat No. S-289/D.04/2020 tanggal 11 Desember 2020 dan Dewan Komisaris OJK Nomor 4/KDK.03/2021 tanggal 27 Januari 2021 tentang Pemberian Izin Penggabungan PT Bank Syariah Mandiri dan PT Bank BNI Syariah ke dalam PT Bank BRIsyariah Tbk serta Izin Perubahan Nama dengan Menggunakan Izin Usaha PT Bank BRIsyariah Tbk menjadi Izin Usaha atas nama PT Bank Syariah Indonesia Tbk sebagai Bank Hasil Penggabungan. PT Bank Mandiri (Persero) Tbk adalah entitas induk Bank setelah penggabungan usaha.

1. GENERAL

a. Bank establishment and general information

PT Bank BRIsyariah Tbk (the "Bank") is located in Jakarta, Indonesia, and initially established under the name of PT Bank Jasa Arta ("BJA") based on the Deed of Establishment No. 4 dated 3 April 1969 made before Liem Toeng Kie, S.H., notary in Jakarta.

BJA changed its name to PT Bank Syariah BRI ("BSBRI") based on Shareholders' Decision Statement, as stated in the Deed No. 45 dated 22 April 2008 of Fathiah Helmi, S.H., notary in Jakarta and obtained a license from Bank Indonesia to change its business activities, from a conventional bank into a commercial bank based on sharia principles effective from 16 October 2008. In 2009, BSBRI changed its name to PT Bank BRISyariah based on Shareholders' Decision Statement, as stated in Notarial Deed No. 18 dated 14 April 2009 made before Fathiah Helmi, S.H., notary in Jakarta.

PT Bank BRISyariah changed its name to PT Bank BRIsyariah Tbk as approved, accepted and recorded by the Ministry of Laws and Human Rights of the Republic of Indonesia No. AHU-0000386.AH.01.02 Year 2018 dated 10 January 2018.

In January 2021, there was a merger of PT Bank BRIsyariah Tbk with PT Bank Syariah Mandiri and PT Bank BNI Syariah. The merger has received approval from Financial Services Authority ("OJK") of Capital Market through its letter No. S-289/D.04/2020 dated 11 December 2020 and OJK Board of Commissioners Number 4/KDK.03/2021 dated 27 January 2021 concerning the Granting of Permit to Merge PT Bank Syariah Mandiri and PT Bank BNI Syariah into PT Bank BRIsyariah Tbk and a Name Change Permit Using a Business License from PT Bank BRIsyariah Tbk to become a Business License on behalf of PT Bank Syariah Indonesia Tbk as the Merged Bank. PT Bank Mandiri (Persero) Tbk is the Bank's parent entity after the merger.

1. UMUM (lanjutan)

a. Pendirian Bank dan informasi umum (lanjutan)

Pada bulan Juni 2022, terjadi perubahan klasifikasi saham pada anggaran dasar sesuai Akta Pernyataan Keputusan Rapat Perubahan Anggaran Dasar PT Bank Syariah Indonesia Tbk No.146 tanggal 24 Juni 2022 yang dibuat di hadapan Notaris Jose Dima Satria, S.H., M.Kn., notaris di Jakarta sehubungan dengan:

- penerapan klasifikasi saham pada Bank menjadi saham Seri A Dwiwarna yang merupakan saham dengan hak istimewa dan saham biasa Seri B yang merupakan saham biasa atas nama; dan
- reklasifikasi 1 (satu) saham milik Negara Republik Indonesia dalam Bank menjadi 1 (satu) saham Seri A Dwiwarna dan seluruh saham yang dimiliki pemegang saham lain menjadi saham biasa Seri B.

Perubahan ini diterima dan dicatat oleh Menteri Hukum dan Hak Asasi Manusia Republik Indonesia No. AHU-AH.01.03-0269107 tanggal 22 Juli 2022.

Perubahan Anggaran Dasar Bank terakhir mengenai penyesuaian Anggaran Dasar BSI dengan ketentuan-ketentuan baru yang terkait dengan BSI sebagai Bank Umum Syariah yang dituangkan dalam Akta Pernyataan Keputusan Rapat Perubahan Anggaran Dasar PT Bank Syariah Indonesia Tbk No. 37 tanggal 17 Mei 2024 yang dibuat dihadapan Notaris Ashoya Ratam, S.H., M.Kn. notaris di Jakarta. Perubahan ini telah mendapatkan persetujuan dari Menteri Hukum dan Hak Asasi Manusia Republik Indonesia No. AHU-0035266.AH.01.02.Tahun 2024 tanggal 13 Juni 2024 dan telah diterima serta dicatat oleh Menteri Hukum dan Hak Asasi Manusia Republik Indonesia No. AHU-AH.01.03-0145286 tanggal 13 Juni 2024.

Berdasarkan pasal 3 Anggaran Dasar Bank yang terakhir, ruang lingkup kegiatan Bank adalah menyelenggarakan usaha perbankan dengan prinsip Syariah.

Kantor pusat Bank berlokasi di Gedung The Tower, Jalan Gatot Subroto No. 27, Kel. Karet Semanggi, Kec. Setiabudi, Jakarta Selatan 12930.

***1. GENERAL** (continued)*

***a. Bank establishment and general information** (continued)*

In June 2022, there was change in the shares classification in the Articles of Association as stated in the Deed of Statement of Meeting Resolutions on the Amendments to the Articles of Association of PT Bank Syariah Indonesia Tbk No.146 dated 24 June 2022 made before Notary Jose Dima Satria, S.H., M.Kn., notary in Jakarta, in connection with:

- *the implementation of the classification of shares in the Bank into Series A Dwiwarna share which is share with special rights and Series B common share which is ordinary share; and*
- *reclassification of 1 (one) share owned by the Republic of Indonesia in the Bank into 1 (one) Series A Dwiwarna share and all shares owned by other shareholders into Series B common shares.*

This change was accepted and recorded by the Minister of Law and Human Rights of the Republic of Indonesia No. AHU-AH.01.03-0269107 dated 22 July 2022.

The latest amendment to the Bank's Articles of Association in relation to the amendments of BSI's Articles of Association with new provisions relating to BSI as a Sharia Commercial Bank as outlined in the Deed of Meeting Resolutions on Amendments to the Articles of Association of PT Bank Syariah Indonesia Tbk No. 37 dated 17 May 2024 made before Notary Ashoya Ratam, S.H., M.Kn. notary in Jakarta. This amendment was approved by the Minister of Law and Human Rights of the Republic of Indonesia No. AHU-0035266.AH.01.02.Year 2024 dated 13 June 2024 and was received and recorded by the Minister of Law and Human Rights of the Republic of Indonesia No. AHU-AH.01.03-0145286 dated 13 June 2024.

According to Article 3 of the Bank's latest Articles of Association, the Bank's scope of business is to conduct banking activities based on Sharia principles.

The Bank's head office is located in The Tower Building, Gatot Subroto Street No. 27, Karet Semanggi Village, Setiabudi District, South Jakarta 12930.

1. UMUM (lanjutan)

a. Pendirian Bank dan informasi umum (lanjutan)

Pada tanggal 31 Desember 2024 dan 2023, Bank memiliki jaringan unit kerja dengan rincian sebagai berikut:

***1. GENERAL** (continued)*

***b. Bank establishment and general information** (continued)*

As at 31 December 2024 and 2023, the Bank has business unit network with details as follows:

	2024	2023	
Kantor Cabang	153	153	*Branch Offices*
Kantor Cabang Pembantu	886	886	*Sub-Branch Offices*
Layanan Syariah Bank Umum	3,065	3,065	*Commercial Bank Sharia Services*
Kantor Cabang Luar Negeri	1	1	*Overseas Branch Office*
Kantor Fungsional	91	91	*Functional Offices*

b. Struktur dan manajemen

Susunan Dewan Komisaris pada tanggal 31 Desember 2024 berdasarkan Akta Pernyataan Keputusan Rapat Umum Pemegang Saham Tahunan PT Bank Syariah Indonesia Tbk No. 35 tanggal 23 Oktober 2024 yang dibuat di hadapan Notaris Ashoya Ratam, S.H., M.Kn., notaris di Jakarta, adalah sebagai berikut:

b. Structure and management

The composition of the Board of Commissioners as at 31 December 2024 based on the Deed of Statement of Annual General Meeting of Shareholders PT Bank Syariah Indonesia Tbk No. 35 dated 23 October 2024 made before the Notary Ashoya Ratam, S.H., M.Kn., notary in Jakarta, is as follows:

	31 Desember/*December* 2024	
Dewan Komisaris		***Board of Commissioners***
Komisaris Utama/ Komisaris Independen	Muliaman D. Hadad	*President Commissioner/ Independent Commissioner*
Wakil Komisaris Utama/ Komisaris Independen	Adiwarman Azwar Karim	*Vice President Commissioner/ Independent Commissioner*
Komisaris	Suyanto	*Commissioner*
Komisaris	Masduki Baidlowi	*Commissioner*
Komisaris	Abu Rokhmad	*Commissioner*
Komisaris	Fauzi[1)]	*Commissioner*
Komisaris	Nazaruddin[1)]	*Commissioner*
Komisaris Independen	Komaruddin Hidayat	*Independent Commissioner*
Komisaris Independen	Mohamad Nasir	*Independent Commissioner*
Komisaris Independen	Felicitas Tallulembang[1)]	*Independent Commissioner*

1) Diangkat dalam Rapat Umum Pemegang Saham ("RUPS") Tahunan Bank tanggal 17 Mei 2024 dan telah mendapatkan persetujuan Otoritas Jasa Keuangan ("OJK") sesuai dengan Surat Keputusan Dewan Komisioner OJK No. KEPR-170/D.03/2024 tanggal 9 Desember 2024, KEPR-171/D.03/2024 tanggal 9 Desember 2024, dan KEPR-172/D.03/2024 tanggal 9 Desember 2024.

1) Appointed at the Bank's Annual General Meeting of Shareholders ("GMS") on 17 May 2024 and has received approval from the Financial Services Authority ("OJK") in accordance with OJK Board of Commissioners Decree No. KEPR-170/D.03/2024 dated 9 December 2024, KEPR-171/D.03/2024 dated 9 December 2024, and KEPR-172/D.03/2024 dated 9 December 2024.

Susunan Dewan Komisaris pada tanggal 31 Desember 2023 berdasarkan Akta Pernyataan Keputusan Rapat Umum Pemegang Saham Tahunan PT Bank Syariah Indonesia Tbk No. 2 tanggal 4 Oktober 2023 yang dibuat di hadapan Notaris Ashoya Ratam, S.H., M.Kn., notaris di Jakarta, adalah sebagai berikut:

The composition of the Board of Commissioners as at 31 December 2023 based on the Deed of Statement of Annual General Meeting of Shareholders PT Bank Syariah Indonesia Tbk No. 2 dated 4 October 2023 made before the Notary Ashoya Ratam, S.H., M.Kn., notary in Jakarta, is as follows:

	31 Desember/*December* 2023	
Dewan Komisaris		***Board of Commissioners***
Komisaris Utama/ Komisaris Independen	Muliaman D. Hadad	*President Commissioner/ Independent Commissioner*
Wakil Komisaris Utama/ Komisaris Independen	Adiwarman Azwar Karim	*Vice President Commissioner/ Independent Commissioner*
Komisaris	Suyanto	*Commissioner*
Komisaris	Masduki Baidlowi	*Commissioner*
Komisaris	Imam Budi Sarjito[1)]	*Commissioner*
Komisaris	Sutanto[1)]	*Commissioner*
Komisaris	Abu Rokhmad	*Commissioner*
Komisaris Independen	M. Arief Rosyid Hasan[1)]	*Independent Commissioner*
Komisaris Independen	Komaruddin Hidayat	*Independent Commissioner*
Komisaris Independen	Mohamad Nasir	*Independent Commissioner*

1) Telah diberhentikan dengan hormat dalam RUPS Tahunan Bank tanggal 17 Mei 2024.

1) Has been honorably discharged at the Bank's Annual GMS on 17 May 2024.

1. UMUM (lanjutan)

b. Struktur dan manajemen (lanjutan)

Susunan Direksi Bank pada tanggal 31 Desember 2024 berdasarkan Akta Pernyataan Keputusan Rapat Umum Pemegang Saham Tahunan PT Bank Syariah Indonesia Tbk No. 35 tanggal 23 Oktober 2024 yang dibuat di hadapan Notaris Ashoya Ratam, S.H., M.Kn., notaris di Jakarta, adalah sebagai berikut:

***1. GENERAL** (continued)*

***b. Structure and management** (continued)*

The composition of the Board of Directors of the Bank as at 31 December 2024 based on the Deed of Statement of Resolutions of the Annual General Meeting of Shareholders of PT Bank Syariah Indonesia Tbk No. 35 dated 23 October 2024 made before the Notary Ashoya Ratam, S.H., M.Kn., notary in Jakarta, is as follows:

	31 Desember/*December* 2024	
Direksi		***Board of Directors***
Direktur Utama	Hery Gunardi	*President Director*
Wakil Direktur Utama	Bob Tyasika Ananta	*Vice President Director*
Direktur	Ade Cahyo Nugroho	*Director*
Direktur	Anton Sukarna	*Director*
Direktur	Zaidan Novari	*Director*
Direktur	Saladin D. Effendi	*Director*
Direktur	Grandhis Helmi Harumansyah	*Director*
Direktur Kepatuhan	Tribuana Tunggadewi	*Compliance Director*
Direktur	Harry Gusti Utama[1)]	*Director*
Direktur	Ari Rizaldi[1)]	*Director*

1) Diangkat dalam RUPS Tahunan Bank tanggal 17 Mei 2024 dan telah mendapatkan persetujuan OJK sesuai dengan Surat Keputusan Dewan Komisioner OJK No. KEPR-117/D.03/2024 tanggal 7 Oktober 2024 dan KEPR-116/D.03/2024 tanggal 7 Oktober 2024.

1) Appointed at the Bank's Annual GMS on 17 May 2024 and has received approval from OJK in accordance with OJK Board of Commissioners Decree No. KEPR-117/D.03/2024 dated 7 October 2024 and KEPR-116/D.03/2024 dated 7 October 2024.

Susunan Direksi Bank pada tanggal 31 Desember 2023 berdasarkan Akta Pernyataan Keputusan Rapat Umum Pemegang Saham Tahunan PT Bank Syariah Indonesia Tbk No. 2 tanggal 4 Oktober 2023 yang dibuat di hadapan Notaris Ashoya Ratam, S.H., M.Kn., notaris di Jakarta, adalah sebagai berikut:

The composition of the Board of Directors of the Bank as at 31 December 2023 based on the Deed of Statement of Resolutions of the Annual General Meeting of Shareholders of PT Bank Syariah Indonesia Tbk No. 2 dated 4 October 2023 made before the Notary Ashoya Ratam, S.H., M.Kn., notary in Jakarta, is as follows:

	31 Desember/*December* 2023	
Direksi		***Board of Directors***
Direktur Utama	Hery Gunardi	*President Director*
Wakil Direktur Utama	Bob Tyasika Ananta	*Vice President Director*
Direktur	Ngatari[1)]	*Director*
Direktur	Zaidan Novari	*Director*
Direktur	Anton Sukarna	*Director*
Direktur	Saladin D. Effendi	*Director*
Direktur	Grandhis Helmi Harumansyah	*Director*
Direktur Kepatuhan	Tribuana Tunggadewi	*Compliance Director*
Direktur	Ade Cahyo Nugroho	*Director*
Direktur	Moh. Adib[1)]	*Director*

1) Telah diberhentikan dengan hormat dalam RUPS Tahunan Bank tanggal 17 Mei 2024.

1) Has been honorably discharged at the Bank's Annual GMS on 17 May 2024.

Susunan Dewan Pengawas Syariah Bank pada tanggal 31 Desember 2024 berdasarkan Akta Pernyataan Keputusan Rapat Umum Pemegang Saham Tahunan PT Bank Syariah Indonesia Tbk No. 35 tanggal 23 Oktober 2024 yang dibuat di hadapan Notaris Ashoya Ratam, S.H., M.Kn., notaris di Jakarta, adalah sebagai berikut:

The composition of the Bank's Sharia Supervisory Board as at 31 December 2024 based on the Deed of Decision of the Annual General Meeting of Shareholders of PT Bank Syariah Indonesia Tbk No. 35 dated 23 Oktober 2024 which was made before the Notary Ashoya Ratam, S.H., M.Kn., notary in Jakarta, is as follows:

	31 Desember/*December* 2024	
Dewan Pengawas Syariah		***Sharia Supervisory Board***
Ketua	Hasanudin	*Chairman*
Anggota	Mohamad Hidayat	*Member*
Anggota	Oni Sahroni	*Member*
Anggota	Jaih Mubarok[1)]	*Member*
Anggota	Abdul Ghofur Maimoen[2)]	*Member*

1) Diangkat dalam RUPS Tahunan Bank tanggal 17 Mei 2024 dan telah mendapatkan persetujuan dari OJK sesuai dengan surat No. SR-450/PB.02/2024 tanggal 14 Oktober 2024.
2) Diangkat dalam RUPS Tahunan tanggal 17 Mei 2024 dan telah mendapatkan persetujuan Otoritas Jasa Keuangan ("OJK") sesuai dengan Surat No. SR-13/PB.02/2025 tanggal 9 Januari 2025.

1) Appointed at the Bank's Annual GMS on 17 May 2024 and has received approval from the OJK in accordance with letter No. SR-450/PB.02/2024 dated 14 October 2024.
2) Appointed at the Annual GMS on 17 May 2024 and has received approval from the OJK in accordance with letter No. SR-13/PB.02/2025 dated 9 January 2025.

1. UMUM (lanjutan)

b. Struktur dan manajemen (lanjutan)

Susunan Dewan Pengawas Syariah Bank pada tanggal 31 Desember 2023 berdasarkan Akta Pernyataan Keputusan Rapat Umum Pemegang Saham Tahunan PT Bank Syariah Indonesia Tbk No. 42 tanggal 31 Mei 2021 yang dibuat di hadapan Notaris Ashoya Ratam, S.H., M.Kn., notaris di Jakarta, adalah sebagai berikut:

***1. GENERAL** (continued)*

***b. Structure and management** (continued)*

The composition of the Bank's Sharia Supervisory Board as at 31 December 2023 based on the Deed of Decision of the Annual General Meeting of Shareholders of PT Bank Syariah Indonesia Tbk No. 42 dated 31 May 2021 which was made before the Notary Ashoya Ratam, S.H., M.Kn., notary in Jakarta, is as follows:

	31 Desember/*December* 2023	
Dewan Pengawas Syariah		***Sharia Supervisory Board***
Ketua	Hasanudin	*Chairman*
Anggota	Mohamad Hidayat	*Member*
Anggota	Oni Sahroni	*Member*
Anggota	Didin Hafidhuddin[1)]	*Member*

1) Telah diberhentikan dengan hormat dalam RUPS Tahunan Bank tanggal 17 Mei 2024.

1) Has been honorably discharged at the Bank's Annual GMS on 17 May 2024.

Susunan Komite Audit Bank pada tanggal 31 Desember 2024 berdasarkan Surat Keputusan Direksi No. Kep: 04/200-KEP/DIR tanggal 31 Mei 2024 dan Surat Dewan Komisaris No. 04/017-3/KOM tanggal 31 Mei 2024 adalah sebagai berikut:

The composition of the Bank's Audit Committee as at 31 December 2024 based on the Decree of the Board of Directors No. Kep: 04/200-KEP/DIR dated 31 May 2024 and the Letter of the Board of Commissioners No. 04/017-3/KOM dated 31 May 2024 as follows:

	31 Desember/*December* 2024	
Komite Audit		***Audit Committee***
Ketua	Mohamad Nasir	*Chairman*
Anggota	Muliaman D. Hadad	*Member*
Anggota	Adiwarman Azwar Karim	*Member*
Anggota	Komaruddin Hidayat	*Member*
Anggota	Felicitas Tallulembang[1)]	*Member*
Anggota	Suharto	*Member*
Anggota	Rahmatina Awaliah Kasri	*Member*

1) Diangkat dalam RUPS Tahunan tanggal 17 Mei 2024 dan telah mendapatkan persetujuan dari OJK sesuai dengan Surat Keputusan Dewan Komisioner OJK No. KEPR-172/D.03/2024 tanggal 9 Desember 2024.

1) Appointed at the Bank's Annual GMS on 17 May 2024 and has received approval from OJK in accordance with OJK Board of Commissioners Decree No. KEPR-172/D.03/2024 dated 9 December 2024.

Susunan Komite Audit Bank pada tanggal 31 Desember 2023 berdasarkan Surat Keputusan Direksi No. Kep: 03/267-KEP/DIR tanggal 13 Juli 2023 dan Surat Dewan Komisaris No. 03/025-3/KOM tanggal 6 Juli 2023 adalah sebagai berikut:

The composition of the Bank's Audit Committee as at 31 December 2023 based on the Decree of the Board of Directors No. Kep: 03/267-KEP/DIR dated 13 July 2023 and the Letter of the Board of Commissioners No. 03/025-3/KOM dated 6 July 2023 as follows:

	31 Desember/*December* 2023	
Komite Audit		***Audit Committee***
Ketua	Mohamad Nasir	*Chairman*
Anggota	Muliaman D. Hadad	*Member*
Anggota	Adiwarman Azwar Karim	*Member*
Anggota	M. Arief Rosyid Hasan[1)]	*Member*
Anggota	Komaruddin Hidayat	*Member*
Anggota	M. Zacky Thayib	*Member*
Anggota	M. Gunawan Yasni	*Member*

1) Telah diberhentikan dengan hormat dalam RUPS Tahunan Bank tanggal 17 Mei 2024.

1) Has been honorably discharged at the Bank's Annual GMS on 17 May 2024.

1. UMUM (lanjutan)

b. Struktur dan manajemen (lanjutan)

Pada tanggal 31 Desember 2024 Sekretaris Perusahaan dari Bank adalah Wisnu Sunandar dan pada tanggal 31 Desember 2023 Sekretaris Perusahaan dari Bank adalah Gunawan Arief Hartoyo.

Berdasarkan kebijakan Bank, manajemen kunci Bank mencakup anggota Dewan Komisaris dan Direksi.

Gaji dan kompensasi lainnya yang dibayarkan kepada Dewan Komisaris dan Direksi untuk tahun yang berakhir pada 31 Desember 2024 dan 2023 sebesar Rp159.386 dan Rp134.912.

Jumlah karyawan tetap Bank pada tanggal 31 Desember 2024 dan 2023 masing-masing sebanyak 16.691 dan 17.245 orang.

c. Penawaran Umum Perdana Saham

Pada bulan Mei 2018, Bank melakukan penawaran umum perdana saham meliputi 2.623.350.600 lembar saham baru dengan nilai nominal Rp500 (nilai penuh) per lembar saham dengan harga jual Rp510 (nilai penuh) per lembar saham kepada masyarakat di Indonesia. Bank telah mendapatkan surat pernyataan efektif pendaftaran PT Bank BRISyariah Tbk atas penawaran umum perdana saham dari OJK No. S.37/D.04/2018 tanggal 30 April 2018. Saham yang ditawarkan tersebut mulai dicatatkan dan diperdagangkan di Bursa Efek Indonesia (”BEI”) pada tanggal 9 Mei 2018.

d. Penawaran Umum Saham Terbatas

Pada bulan Desember 2022, Bank meningkatkan modal ditempatkan dan disetor melalui Penambahan Modal dengan Hak Memesan Efek Terlebih Dahulu I (”PMHMETD” I), sesuai hasil keputusan Rapat Umum Pemegang Saham Luar Biasa (”RUPSLB”) tanggal 23 September 2022. Dari PMHMETD I, Bank telah meningkatkan jumlah modal sahamnya sebanyak 4.999.952.795 lembar saham Seri B (nilai penuh) dengan nilai nominal per lembar saham Rp500 (nilai penuh), dari Rp20.564.654 menjadi Rp23.064.630, sebagaimana tercantum pada Akta No. 191 tanggal 29 Desember 2022, Notaris Jose Dima Satria, S.H., M.Kn., di Jakarta. Bank telah mendapatkan surat pernyataan efektif pendaftaran sehubungan dengan PMHMETD I kepada para pemegang saham Bank dari OJK dengan No. S.256/D.04/2022 tanggal 5 Desember 2022.

***1. GENERAL** (continued)*

***b. Structure and management** (continued)*

On 31 December 2024, Corporate Secretary of the Bank is Wisnu Sunandar and on 31 December 2023, Corporate Secretary of the Bank is Gunawan Arief Hartoyo.

Based on the Bank's policies, key management of the Bank consists of members of the Board of Commissioners and Board of Directors.

Salaries and other compensation paid to the Board of Commissioners and the Board of Directors for the year ended 31 December 2024 and 2023 are Rp159,386 and Rp134,912.

As at 31 December 2024 and 2023, the Bank has 16,691 and 17,245 employees, respectively.

c. Initial Public Offering ("IPO")

In May 2018, the Bank undertook the initial public offering of PT Bank BRIsyariah Tbk shares included 2,623,350,600 new shares with a nominal value of Rp500 (full amount) per share at a selling price of Rp510 (full amount) per share to the public in Indonesia. The Bank has received an effective registration statement letter of PT Bank BRISyariah Tbk regarding the initial public offering of shares from OJK No. S.37/D.04/2018 dated 30 April 2018. The offered shares began to be listed and traded on the Indonesia Stock Exchange ("IDX") on 9 May 2018.

d. Limited Public Offering

In December 2022, the Bank increased additional paid-in capital through Right Issue with Pre-Emptive Rights I ("PMHMETD" I), in accordance with the results of the Extraordinary General Meeting of Shareholder ("EGMS") dated 23 September 2022. From PMHMETD I, the Bank has increased its share capital by 4,999,952,795 Series B shares (full amount) with a nominal value of Rp500 per share (full amount), from Rp20,564,654 to Rp23,064,630, as stated in Notarial Deed No. 191 dated 29 December 2022 of Notary Jose Dima Satria, S.H., M.Kn., in Jakarta. The Bank has received an effective registration statement letter regarding PMHMETD I to the Banks' shareholders from OJK No. S.256/D.04/2022 dated 5 December 2022.

2. KEBIJAKAN AKUNTANSI MATERIAL

Laporan keuangan Bank diselesaikan dan diotorisasi untuk terbit oleh Direksi pada tanggal 4 Februari 2025.

Kebijakan akuntansi material yang diterapkan dalam penyusunan laporan keuangan Bank adalah seperti dijabarkan di bawah ini:

a. Dasar penyusunan laporan keuangan

Berikut ini adalah ikhtisar kebijakan akuntansi material yang diterapkan dalam penyusunan laporan keuangan Bank yang disusun berdasarkan Standar Akuntansi Keuangan di Indonesia yang mencakup Pernyataan Standar Akuntansi Keuangan ("PSAK"), Pernyataan Standar Akuntansi Keuangan Syariah ("PSAK Syariah"), Interpretasi Standar Akuntansi Keuangan ("ISAK") yang diterbitkan oleh Ikatan Akuntan Indonesia, Pedoman Akuntansi Perbankan Syariah Indonesia ("PAPSI Revisi 2013") serta peraturan regulator pasar modal yaitu Peraturan No. VIII.G.7 tentang "Penyajian dan Pengungkapan Laporan Keuangan Emiten dan Perusahaan Publik", yang terlampir dalam surat keputusan No. KEP-347/BL/2012. Peraturan tersebut sekarang merupakan regulasi dari Otoritas Jasa Keuangan ("OJK").

Laporan keuangan disusun sesuai dengan PSAK 401, "Penyajian Laporan Keuangan Syariah". Berdasarkan PSAK 401, laporan keuangan bank syariah yang lengkap terdiri dari komponen-komponen sebagai berikut:

(i) Laporan posisi keuangan;
(ii) Laporan laba rugi dan penghasilan komprehensif lain;
(iii) Laporan perubahan ekuitas;
(iv) Laporan arus kas;
(v) Laporan rekonsiliasi pendapatan dan bagi hasil;
(vi) Laporan sumber dan penyaluran dana zakat;
(vii) Laporan sumber dan penggunaan dana kebajikan; dan
(viii) Catatan atas laporan keuangan.

Laporan posisi keuangan, laporan laba rugi dan penghasilan komprehensif lain, laporan arus kas dan laporan perubahan ekuitas merupakan laporan keuangan yang mencerminkan kegiatan komersial Bank sesuai prinsip syariah.

2. MATERIAL ACCOUNTING POLICIES

The financial statements of the Bank are completed and authorised for issuance by the Board of Directors on 4 February 2025.

The material accounting policies adopted in preparing the Bank's financial statements are set out below:

a. Basis of preparation of financial statements

Presented below are the material accounting policies applied in the preparation of the financial statements of the Bank in accordance with Indonesian Financial Accounting Standards which comprise of Statements of Financial Accounting Standards ("SFAS"), Statements of Sharia Financial Accounting Standards ("SFAS Sharia"), Interpretation of Financial Accounting Standards ("ISAK") issued by Institute of Indonesian Chartered Accountant, Indonesia Sharia Banking Accounting Guidelines ("PAPSI Revised 2013") as well as capital market regulator regulations, which is Regulation No. VIII.G.7 regarding "Financial Statements Presentation and Disclosure of Issuers or Public Companies", enclosed in the decision letter No. KEP-347/BL/2012. The regulation is now a regulation under Indonesian Financial Services Authority ("OJK").

The financial statements are prepared in accordance with SFAS 401, "Presentation of Sharia Financial Statements". Based on SFAS 401, a complete sharia bank financial statements consist of the following components:

(i) Statements of financial position;
(ii) Statements of profit or loss and other comprehensive income;
(iii) Statements of changes in equity;
(iv) Statements of cash flows;
(v) Statements of reconciliation of income and revenue sharing;
(vi) Statements of sources and distribution of zakat funds;
(vii) Statements of sources and uses of qardhul hasan funds; and
(viii) Notes to the financial statements.

The statements of financial position, statements of profit or loss and other comprehensive income, statements of cash flows and statements of changes in equity are the financial statements reflecting the Bank's commercial activities in accordance with sharia principle.

2. KEBIJAKAN AKUNTANSI MATERIAL (lanjutan)

a. Dasar penyusunan laporan keuangan (lanjutan)

Laporan keuangan disajikan berdasarkan nilai historis, kecuali disebutkan lain sebagaimana diuraikan dalam kebijakan akuntansi masing-masing akun tersebut, dan disusun dengan dasar akrual, kecuali laporan arus kas dan laporan rekonsiliasi pendapatan dan bagi hasil.

Laporan arus kas disusun dengan menggunakan metode langsung dengan mengelompokkan arus kas dalam aktivitas operasi, investasi dan pendanaan. Untuk penyajian laporan arus kas, kas dan setara kas terdiri dari kas, giro dan penempatan pada Bank Indonesia, giro pada bank lain, dan penempatan pada bank lain yang jatuh tempo dalam 3 (tiga) bulan dari tanggal akuisisi.

Laporan rekonsiliasi pendapatan dan bagi hasil merupakan rekonsiliasi antara pendapatan bank syariah yang menggunakan dasar akrual (*accrual basis*) dengan pendapatan yang dibagihasilkan kepada pemilik dana yang menggunakan dasar kas (*cash basis*).

Laporan sumber dan penyaluran dana zakat dan laporan sumber dan penggunaan dana kebajikan merupakan laporan keuangan yang mencerminkan peran Bank sebagai pemegang amanah dana kegiatan sosial yang dikelola secara terpisah.

Laporan sumber dan penyaluran dana zakat merupakan laporan yang menunjukkan sumber dan penyaluran dana zakat dalam jangka waktu tertentu, serta dana zakat yang belum disalurkan pada tanggal tertentu.

Laporan sumber dan penggunaan dana kebajikan menunjukkan sumber dan penggunaan dana kebajikan dalam jangka waktu tertentu serta saldo dana kebajikan pada tanggal tertentu.

***2. MATERIAL ACCOUNTING POLICIES** (continued)*

***a. Basis of preparation of financial statements** (continued)*

The financial statements are presented on a historical cost basis, unless stated otherwise as described in the accounting policy for each account, and prepared on accrual basis, except for statements of cash flows and statements of reconciliation of income and revenue sharing.

The statements of cash flows are prepared using the direct method by classifying cash flows into operating, investing and financing activities. For the presentation of statements of cash flows, cash and cash equivalents consist of cash, current accounts and placements with Bank Indonesia, current accounts with other banks and placements with other banks with maturities of 3 (three) months from the date of acquisition.

The statements of reconciliation of income and revenue sharing represents the reconciliation between income of sharia bank under accrual basis and income distributed to fund owners under cash basis.

The statements of sources and distribution of zakat funds and statements of sources and uses of qardhul hasan funds represent the financial statements reflecting the Bank's role as the mandate holder of social activity funds which are separately managed.

The statements of sources and distribution of zakat funds show the sources and distribution of zakat funds for a certain period, and the undistributed zakat funds on a particular date.

The statements of sources and uses of qardhul hasan funds show the sources and uses of qardhul hasan funds for a certain period, and the qardhul hasan funds balance on a particular date.

2. KEBIJAKAN AKUNTANSI MATERIAL (lanjutan)

a. Dasar penyusunan laporan keuangan (lanjutan)

Zakat adalah sebagian dari harta yang wajib dikeluarkan oleh *muzakki* (pembayar zakat) untuk diserahkan kepada *mustahiq* (penerima zakat). Sumber dana zakat, *infaq* dan *shadaqah* berasal dari Bank dan pihak lain yang diterima Bank untuk disalurkan kepada pihak yang berhak sesuai dengan prinsip syariah.

Bank tidak secara langsung menjalankan fungsi pengelolaan dana zakat dan dana kebajikan.

Mata uang pelaporan yang digunakan dalam laporan keuangan adalah mata uang Rupiah ("Rp") yang juga merupakan mata uang fungsional. Angka-angka yang disajikan dalam laporan keuangan, kecuali bila dinyatakan secara khusus, adalah dibulatkan dalam jutaan Rupiah.

b. Perubahan Pernyataan Standar Akuntansi Keuangan ("PSAK") dan Interpretasi Standar Akuntansi Keuangan ("ISAK")

Berikut ini adalah standar akuntansi keuangan baru, perubahan dan interpretasi standar akuntansi keuangan yang berlaku efektif sejak 1 Januari 2024:

- Amendemen PSAK 116: "Sewa" tentang liabilitas sewa pada transaksi jual dan sewa-balik;
- Amendemen PSAK 201: "Penyajian Laporan Keuangan" tentang klasifikasi liabilitas lancar atau tidak lancar;

- Amendemen PSAK 201: "Penyajian Laporan Keuangan" tentang liabilitas jangka panjang dengan kovenan; dan
- Revisi PSAK 401: "Penyajian Laporan Keuangan Syariah" tentang penghilangan penyajian laporan perubahan aset kelolaan sebagai salah satu komponen laporan keuangan.

Implementasi dari standar-standar tersebut tidak menghasilkan perubahan substansial terhadap kebijakan akuntansi Bank dan tidak memiliki dampak yang material terhadap laporan keuangan Bank di tahun berjalan atau tahun sebelumnya.

2. MATERIAL ACCOUNTING POLICIES *(continued)*

a. Basis of preparation of financial statements *(continued)*

Zakat is part of the wealth which must be taken out by muzakki (the zakat payer) to be given to mustahiq (the zakat receiver). The sources of zakat, infaq and shadaqah funds are derived from the Bank and other parties to be distributed to parties eligible in accordance with sharia principle.

The Bank is not directly involved in the management of zakat and qardhul hasan funds.

The reporting currency used in the financial statements is Rupiah ("Rp") which is also the Bank's functional currency. The figures presented in the financial statements, unless otherwise stated, are rounded in millions of Rupiah.

b. Changes to Statements of Financial Accounting Standards ("SFAS") and Interpretations of Financial Accounting Standards ("IFAS")

The following are new financial accounting standards, amendments and interpretations of financial accounting standards which become effective starting 1 January 2024:

- *Amendment of SFAS 116: "Leases" regarding lease liabilities in sale-and-lease back transactions;*
- *Amendment of SFAS 201: "Presentation of Financial Statements" regarding classification of liabilities as current or non-current;*
- *Amendment of SFAS 201: "Presentation of Financial Statements" regarding long-term liabilities with the covenant; and*
- *Revision of SFAS 401: "Presentation of Sharia Financial Statements" regarding the elimination of presentation of reports on changes in assets under management as a component of financial reports.*

The implementation of the above standards did not result in substantial changes to the Bank's accounting policies and had no material impact to the Bank's financial statements for current period of prior financial years.

2. KEBIJAKAN AKUNTANSI MATERIAL (lanjutan)

c. Transaksi dengan pihak berelasi

Bank melakukan transaksi dengan pihak-pihak berelasi seperti yang didefinisikan dalam PSAK 224 tentang "Pengungkapan Pihak-pihak Berelasi" dan Peraturan No. VIII.G.7 tentang "Penyajian dan Pengungkapan Laporan Keuangan Emiten atau Perusahaan Publik".

Suatu pihak dianggap pihak berelasi dengan Bank jika:

(1) langsung, atau tidak langsung yang melalui satu atau lebih perantara, suatu pihak: (i) mengendalikan, atau dikendalikan oleh, atau berada di bawah pengendalian bersama, dengan Bank; (ii) memiliki kepentingan dalam Bank yang memberikan pengaruh signifikan atas Bank; atau (iii) memiliki pengendalian bersama atas Bank;
(2) suatu pihak yang berada dalam kelompok usaha yang sama dengan Bank;
(3) suatu pihak adalah ventura bersama dimana Bank sebagai *venturer*;
(4) suatu pihak adalah anggota dari personil manajemen kunci Bank;
(5) suatu pihak adalah anggota keluarga dekat dari individu yang diuraikan dalam butir (1) atau (4);
(6) suatu pihak adalah entitas yang dikendalikan, dikendalikan bersama atau dipengaruhi signifikan oleh atau untuk pihak yang memiliki hak suara signifikan pada beberapa entitas, langsung maupun tidak langsung, yaitu individu seperti diuraikan dalam butir (4) atau (5); dan
(7) suatu pihak adalah suatu program imbalan pasca kerja untuk imbalan kerja dari Bank atau entitas yang terkait dengan Bank.

Seluruh transaksi dan saldo yang material dengan pihak berelasi diungkapkan dalam catatan atas laporan keuangan yang relevan dan rinciannya telah disajikan dalam Catatan 44 atas laporan keuangan.

d. Cadangan kerugian penurunan nilai

Piutang *murabahah*

Bank menghitung cadangan kerugian penurunan nilai individual untuk piutang *murabahah* sesuai dengan ketentuan di PSAK 402 "Akuntansi *Murabahah*", ISAK 402 "Penurunan Nilai Piutang *Murabahah*", dan PAPSI Revisi 2013.

Bank mengevaluasi apakah terdapat bukti objektif bahwa aset keuangan mengalami penurunan nilai pada setiap tanggal laporan posisi keuangan.

***2. MATERIAL ACCOUNTING POLICIES** (continued)*

c. Transactions with related parties

The Bank enters into transactions with parties which are defined as related parties in accordance with SFAS 224 regarding "Related Party Disclosures" and Regulation No. VIII.G.7 regarding "Financial Statements Presentation and Disclosure of Issuers or Public Companies".

A party is considered as a related party of the Bank if:

(1) directly or indirectly through one or more intermediaries, the party: (i) controls, or is controlled by, or under common control with the Bank; (ii) has an interest in the Bank that provides significant influence to the Bank; or (iii) has joint control over the Bank;
(2) it is a member of the same group as the Bank;
(3) it is a joint venture in which the Bank acts as a venturer;
(4) it is a member of the key management personnel of the Bank;
(5) it is a close family member of an individual as described in point (1) or (4);
(6) it is an entity that is controlled, jointly controlled or significantly influenced by or for whom has significant voting rights in several entities, directly or indirectly, by the individuals described in point (4) or (5); and
(7) it is a post-employment benefit plan program for the employee benefit of either the Bank or entities related to the Bank.

All material transactions and balances with related parties are disclosed in the relevant notes to the financial statements and the details are presented in Note 44 of the financial statements.

d. Allowance for impairment losses

Murabahah receivables

The Bank calculates individual allowance for impairment losses for murabahah receivable in accordance with SFAS 402 "Accounting for Murabahah", IFAS 402 "Impairment of Murabahah Receivables", and PAPSI Revised 2013.

The Bank assesses whether there is any objective evidence that a financial asset is impaired at each statement of financial position date.

2. KEBIJAKAN AKUNTANSI MATERIAL (lanjutan)

d. Cadangan kerugian penurunan nilai (lanjutan)

Piutang *murabahah* (lanjutan)

Aset keuangan mengalami penurunan nilai jika bukti objektif menunjukkan bahwa peristiwa yang merugikan telah terjadi setelah pengakuan awal aset keuangan dan peristiwa tersebut berdampak pada arus kas masa datang atas aset keuangan yang dapat diestimasi secara andal.

Kriteria yang digunakan oleh Bank untuk menentukan bukti objektif dari penurunan nilai adalah sebagai berikut:

(1) kesulitan keuangan signifikan yang dialami penerbit atau pihak peminjam;
(2) pelanggaran kontrak, seperti terjadinya wanprestasi atau tunggakan pembayaran pokok atau margin;
(3) pihak pemberi pinjaman, dengan alasan ekonomi atau hukum sehubungan dengan kesulitan keuangan yang dialami pihak peminjam, memberikan keringanan (konsesi) pada pihak peminjam yang tidak mungkin diberikan jika pihak peminjam tidak mengalami kesulitan tersebut;
(4) terdapat kemungkinan bahwa pihak peminjam akan dinyatakan pailit atau melakukan reorganisasi keuangan lainnya;
(5) hilangnya pasar aktif dari aset keuangan akibat kesulitan keuangan;
(6) data yang dapat diobservasi mengindikasikan adanya penurunan yang dapat diukur atas estimasi arus kas masa datang dari kelompok aset keuangan sejak pengakuan awal aset dimaksud, meskipun penurunannya belum dapat diidentifikasi terhadap aset keuangan secara individual dalam kelompok aset tersebut;
(7) memburuknya status pembayaran pihak peminjam dalam kelompok tersebut; dan
(8) kondisi ekonomi nasional atau lokal yang berkorelasi dengan wanprestasi atas aset dalam kelompok tersebut.

Bank pertama kali menentukan apakah terdapat bukti objektif penurunan nilai secara individual atas aset keuangan yang signifikan dan secara kolektif untuk aset keuangan yang tidak signifikan secara individual.

Jika Bank menentukan tidak terdapat bukti objektif mengenai penurunan nilai atas aset keuangan yang dinilai secara individual, terlepas aset keuangan tersebut signifikan atau tidak, maka Bank memasukkan aset tersebut ke dalam kelompok aset keuangan yang memiliki karakteristik risiko pembiayaan yang serupa dan menilai penurunan nilai kelompok tersebut secara kolektif. Aset keuangan yang penurunan nilainya dilakukan secara individual, dan untuk itu kerugian penurunan nilai telah diakui atau tetap diakui, tidak termasuk dalam penilaian penurunan nilai secara kolektif.

***2. MATERIAL ACCOUNTING POLICIES** (continued)*

***d. Allowance for impairment losses** (continued)*

Murabahah receivables (continued)

Financial assets are impaired when an objective evidence demonstrates that a loss event has occurred after the initial recognition of the asset and that the loss event has an impact on the future cash flows of the financial asset that can be estimated reliably.

The criteria used by the Bank to determine objective evidence of impairment are as follows:

(1) significant financial difficulty of the issuer or obligor;
(2) a breach of contract, such as a default or arrears on principal or margin payments;
(3) the lender, for economic or legal reasons relating to the debtor's financial difficulty, grants the debtor a concession that the lender would not otherwise consider;
(4) it becomes probable that the debtor will enter into bankruptcy or other financial reorganisation;
(5) the disappearance of an active market of financial assets due to financial difficulties;
(6) observable data indicating that there is a measurable decrease in the estimated future cash flows from a portfolio of financial assets since the initial recognition of those assets, although the decrease cannot yet be identified individually in the portfolio;
(7) adverse changes in the payment status of debtors in the portfolio; and
(8) national or local economic conditions that correlate with breach of contract of the assets in the portfolio.

The Bank first assesses whether an objective evidence of impairment for financial assets that are individually significant and collectively for financial assets that are not individually significant.

If the Bank determines that there is no objective evidence of impairment for an individually assessed financial asset, whether significant or not, it includes the asset in a group of financial assets with similar financing risk characteristics and collectively assesses them for impairment. Financial assets that are individually assessed for impairment, and for which an impairment loss is or continues to be recognised is excluded in the collective assessment of impairment.

2. KEBIJAKAN AKUNTANSI MATERIAL (lanjutan)

d. Cadangan kerugian penurunan nilai (lanjutan)

Piutang *murabahah* (lanjutan)

Bank menetapkan piutang *murabahah* yang harus dievaluasi penurunan nilainya secara individual, jika memenuhi salah satu kriteria di bawah ini:

(1) piutang *murabahah* memiliki kolektibilitas kurang lancar, diragukan dan macet, dan memiliki saldo nilai piutang secara individual di atas atau sama dengan Rp10.000; atau
(2) piutang *murabahah* yang direstrukturisasi atau pernah direstrukturisasi dan yang secara individual memiliki saldo nilai piutang di atas Rp10.000.

Bank menetapkan piutang *murabahah* yang harus dievaluasi penurunan nilainya secara kolektif, jika memenuhi salah satu kriteria di bawah ini:

(1) piutang *murabahah* yang secara individual memiliki nilai signifikan namun tidak memiliki bukti objektif penurunan nilai;
(2) piutang *murabahah* yang secara individual memiliki nilai tidak signifikan; atau
(3) piutang *murabahah* yang direstrukturisasi yang secara individual memiliki nilai tidak signifikan.

Perhitungan cadangan kerugian penurunan nilai atas aset keuangan yang dinilai secara kolektif dikelompokkan berdasarkan karakteristik risiko piutang yang sama dengan mempertimbangkan segmentasi piutang berdasarkan pengalaman kerugian masa lalu (*probability of default*).

Bank menggunakan metode analisis migrasi yang merupakan suatu metode analisis statistik, untuk menilai cadangan kerugian penurunan nilai atas piutang yang diberikan secara kolektif. Bank menggunakan data historis 5 (lima) tahun dalam menghitung *Probability of Default* ("PD") dan *Loss Given Default* ("LGD").

Kerugian penurunan nilai atas aset keuangan yang dicatat pada biaya perolehan diamortisasi diukur sebesar selisih antara nilai tercatat aset keuangan dengan nilai kini estimasi arus kas masa datang yang didiskonto menggunakan tingkat margin efektif awal dari aset keuangan tersebut.

2. MATERIAL ACCOUNTING POLICIES *(continued)*

d. Allowance for impairment losses *(continued)*

Murabahah receivables (continued)

The Bank determines murabahah receivables to be evaluated for impairment through individual evaluation if one of the following criteria is met:

(1) murabahah receivables which have collectibility status as substandard, doubtful and loss, and have an individual receivables balance of above or equal to Rp10,000; or
(2) murabahah receivables that are restructured or have been restructured and which individually have a balance of receivables above or equal Rp10,000.

The Bank determines murabahah receivables to be evaluated for impairment through collective evaluation if one of the following criteria is met:

(1) murabahah receivables which individually have significant value but there is no objective evidence of impairment;
(2) murabahah receivables which individually have insignificant value; or
(3) restructured murabahah receivables which individually have insignificant value.

The calculation of allowance for impairment losses on financial assets which are evaluated collectively, grouped based on similar receivable risk characteristics and taking into account the receivable segmentation on the basis of historical loss experience (probability of default).

The Bank uses the migration analysis method which is a statistical model analysis method to assess allowance for impairment losses on collective receivables. The Bank uses 5 (five) years historical data to compute for the Probability of Default ("PD") and Loss Given Default ("LGD").

Impairment losses on financial assets recorded at amortised cost are measured as the difference between the carrying amount of the financial assets and present value of estimated future cash flows discounted at the financial assets original effective margin rate.

2. KEBIJAKAN AKUNTANSI MATERIAL (lanjutan)

d. Cadangan kerugian penurunan nilai (lanjutan)

Piutang *murabahah* (lanjutan)

Kerugian yang terjadi diakui pada laporan laba rugi dan penghasilan komprehensif lain dan dicatat pada akun cadangan kerugian penurunan nilai sebagai pengurang terhadap aset keuangan yang dicatat pada biaya perolehan diamortisasi.

Penerimaan kembali atas aset keuangan yang diberikan yang telah dihapusbukukan, pada tahun berjalan dikreditkan dengan menyesuaikan akun cadangan kerugian penurunan nilai. Penerimaan kembali atas pinjaman yang diberikan yang telah dihapusbukukan pada tahun-tahun sebelumnya dicatat sebagai pendapatan operasional selain pendapatan margin.

Aset produktif selain piutang *murabahah*

Aset produktif selain piutang *murabahah* terdiri terdiri dari giro dan penempatan pada Bank Indonesia dalam bentuk Deposito Berjangka Syariah Bank Indonesia dan Fasilitas Simpanan Bank Indonesia Syariah ("FASBIS"), giro dan penempatan pada bank lain, investasi pada surat berharga, piutang *istishna*, pinjaman *qardh*, pembiayaan *mudharabah*, pembiayaan *musyarakah*, aset yang diperoleh untuk *ijarah*, serta komitmen dan kontinjensi yang memiliki risiko pembiayaan seperti bank garansi. Bank membentuk cadangan kerugian penurunan nilai berdasarkan estimasi kerugian aset produktif yang tidak dapat ditagih sebagaimana diatur dalam PSAK yang berlaku. Selain itu, Bank juga menerapkan Peraturan Otoritas Jasa Keuangan ("POJK") No. 02/POJK.03/2022 tanggal 31 Januari 2022 tentang "Penilaian Kualitas Aset Bank Umum Syariah dan Unit Usaha Syariah" yang berlaku efektif tanggal 7 Februari 2022.

Cadangan kerugian minimum yang harus dibentuk sesuai dengan POJK adalah sebagai berikut:

1) Cadangan umum, ditetapkan paling rendah sebesar 1% dari aset produktif yang digolongkan lancar diluar giro dan penempatan pada Bank Indonesia, surat berharga yang diterbitkan pemerintah berdasarkan prinsip syariah dan aset produktif yang dijamin dengan agunan tunai.

2. MATERIAL ACCOUNTING POLICIES *(continued)*

d. Allowance for impairment losses *(continued)*

Murabahah receivables (continued)

Impairment losses are recognised in statements of profit or loss and other comprehensive income and reflected in an allowance for impairment losses account against financial assets carried at amortised cost.

The recoveries of written-off financial assets in the current year are credited by adjusting the allowance for impairment losses accounts. Recoveries of written-off loans from previous years are recorded as operating income other than margin income.

Earning assets other than murabahah receivables

Earning assets other than murabahah receivables consist of current accounts and placements with Bank Indonesia in the form of Bank Indonesia Sharia Term Deposits and Bank Indonesia Sharia Deposit Facilities ("FASBIS"), current accounts and placements with other banks, investments in marketable securities, istishna receivables, funds of qardh, mudharabah financing, musyarakah financing, assets acquired for ijarah, and commitments and contingencies which carry financing risk, such as bank guarantees. The Bank provides the allowance for impairment losses based on the estimated losses from uncollectible amount earning assets as stipulated in the applicable SFAS. In addition, the Bank also implemented Regulation of the Financial Services Authority ("POJK") No. 02/POJK.03/2022 dated 31 January 2022 regarding "Asset Quality Ratings for Sharia Bank and Sharia Business Unit" which was effective as at 7 February 2022.

The minimum allowance to be provided in accordance with POJK is as follows:

1) General reserve, shall be no less than 1% of total earning assets classified as current, excluding current accounts and placements with Bank Indonesia, securities issued by the government based on sharia principles and part of earning assets guaranteed cash collateral.

2. KEBIJAKAN AKUNTANSI MATERIAL (lanjutan)

d. Cadangan kerugian penurunan nilai (lanjutan)

Aset produktif selain piutang *murabahah* (lanjutan)

Cadangan kerugian minimum yang harus dibentuk sesuai dengan POJK adalah sebagai berikut: (lanjutan)

2) Cadangan khusus, sekurang-kurangnya sebesar:
   a) 5% dari aset produktif yang digolongkan Dalam Perhatian Khusus setelah dikurangi nilai agunan;
   b) 15% dari aset produktif yang digolongkan Kurang Lancar setelah dikurangi nilai agunan;
   c) 50% dari aset produktif yang digolongkan Diragukan setelah dikurangi nilai agunan; dan
   d) 100% dari aset produktif yang digolongkan Macet setelah dikurangi nilai agunan.

Kriteria penilaian nilai agunan yang dapat dikurangkan dalam pembentukan cadangan kerugian penurunan nilai sesuai dengan POJK.

Bank melakukan pengkajian kecukupan cadangan kerugian penurunan nilai atas aset produktif yang dibentuk berdasarkan POJK No. 02/POJK.03/2022 dan mempertimbangkan estimasi kerugian aset produktif yang tidak dapat ditagih.

Aset nonproduktif

Aset nonproduktif adalah aset Bank selain aset produktif yang memiliki potensi kerugian, antara lain dalam bentuk Agunan Yang Diambil Alih ("AYDA"), rekening perantara, *temporary account*, dan properti terbengkalai.

AYDA adalah aset yang diperoleh Bank, baik melalui pelelangan atau di luar pelelangan berdasarkan penyerahan secara sukarela oleh pemilik agunan atau berdasarkan kuasa untuk menjual di luar lelang dari pemilik agunan dalam hal nasabah tidak memenuhi kewajibannya kepada Bank. Bank wajib melakukan upaya penyelesaian terhadap AYDA yang dimiliki dan mendokumentasikan upaya penyelesaian AYDA.

Penetapan nilai realisasi bersih wajib dilakukan oleh penilai independen, untuk AYDA dengan nilai Rp5.000 atau lebih. Sementara untuk AYDA dengan nilai di bawah Rp5.000 dapat menggunakan penilai internal Bank.

2. MATERIAL ACCOUNTING POLICIES *(continued)*

d. Allowance for impairment losses *(continued)*

Earning assets other than murabahah receivables (continued)

The minimum allowance to be provided in accordance with POJK is as follows: (continued)

2) Special reserves, shall be at least:

   a) 5% of earning assets classified as Special Mention after deducting the collateral value;
   b) 15% of earning assets classified as Substandard after deducting the collateral value;
   c) 50% of earning assets classified as Doubtful after deducting the collateral value; and
   d) 100% of earning assets classified as Loss after deducting the collateral value.

The criteria for assessment of the value of collateral that can be deducted in the calculation of allowance for impairment losses are based on POJK.

The Bank conducts assessment upon the adequacy of the allowance for impairment losses on earning assets established based on POJK No. 02/POJK.03/2022 and consider the estimated loss of earning assets that is uncollectible.

Non-earning assets

Non-earning assets represent the Bank's assets other than earning assets which have potential loss such as foreclosed collaterals ("AYDA"), inter-branches account, temporary account and abandoned property.

AYDA is an asset acquired through auction or over the counter based on voluntary submission by collateral owner or based on the power of attorney to sell over the counter from collateral owner in the event of customer's failure in meeting their liabilities to the Bank. The Bank is required to settle its AYDA and prepare documentation of its effort to settle the assets.

The determination of net realisable value is required to be carried out by an independent appraiser for AYDA in the amount equivalent or more than Rp5,000. Internal appraiser of the Bank may be used for AYDA below Rp5,000.

2. KEBIJAKAN AKUNTANSI MATERIAL (lanjutan)

d. Cadangan kerugian penurunan nilai (lanjutan)

Aset nonproduktif (lanjutan)

Bank wajib menggunakan nilai yang terendah apabila terdapat beberapa nilai dari penilai independen atau penilai internal Bank.

AYDA yang telah dilakukan upaya penyelesaian, ditetapkan memiliki kualitas:
a) Lancar, apabila dimiliki sampai dengan 1 (satu) tahun.
b) Kurang Lancar, apabila dimiliki 1 (satu) tahun sampai dengan 3 (tiga) tahun.
c) Diragukan, apabila dimiliki 3 (tiga) tahun sampai dengan 5 (lima) tahun.
d) Macet, apabila dimiliki lebih dari 5 (lima) tahun.

AYDA sehubungan dengan penyelesaian pembiayaan (disajikan dalam akun aset lain) diakui sebesar nilai realisasi bersih maksimum sebesar kewajiban nasabah. Nilai realisasi bersih adalah nilai wajar aset setelah dikurangi estimasi biaya pelepasan. Setelah pengakuan awal, AYDA dicatat sebesar nilai yang lebih rendah antara nilai tercatat dengan nilai wajarnya setelah dikurangi biaya untuk menjualnya.

Rekening perantara adalah akun tagihan yang timbul dari transaksi antar kantor yang belum diselesaikan dalam jangka waktu tertentu.

Temporary account adalah akun yang digunakan dalam operasional perbankan sehari-hari yang bersifat sementara dan harus segera diselesaikan dalam jangka waktu tertentu yang telah ditetapkan oleh Bank.

Bank wajib melakukan upaya penyelesaian rekening perantara dan *temporary account*.

Kualitas rekening perantara dan *temporary account* ditetapkan sebagai berikut:
1) Lancar, apabila tercatat dalam pembukuan Bank sampai dengan 180 (seratus delapan puluh) hari.
2) Macet, apabila tercatat dalam pembukuan Bank lebih dari 180 (seratus delapan puluh) hari.

Properti terbengkalai adalah aset tetap dalam bentuk properti yang dimiliki Bank tetapi tidak digunakan untuk kegiatan usaha Bank yang lazim.

2. MATERIAL ACCOUNTING POLICIES *(continued)*

d. Allowance for impairment losses *(continued)*

Non-earning assets (continued)

The Bank is required to use the lowest price if there are several values proposed by the independent or internal appraiser.

AYDA which completion efforts have been made is determined to have quality as follows:
a) Current, if owned within 1 (one) year.
b) Substandard, if owned 1 (one) year to 3 (three) years.
c) Doubtful, if owned 3 (three) years to 5 (five) years.
d) Loss, if owned more than 5 (five) years.

AYDA acquired in relation to settlement of financing (presented in other assets account) are recognised at net realisable value maximum at the value of debtors' obligation. Net realisable value is the fair value of the asset after deducting the estimated disposal costs. Subsequent to initial recognition, AYDA are stated at the lower of the carrying value or the recovery value.

Inter-branch account is receivable or payable arising from inter-branch transactions that are unsettled after a certain period of time.

Temporary accounts is accounts used in daily banking operations that are temporary and must be settled immediately within a certain time period determined by the Bank.

The Bank is required to settle its inter-branch account and temporary account.

The quality of inter-branch account and temporary account are determined as:
1) Current, if the transaction has been recorded in the Bank's book up to 180 (one hundred and eighty) days.
2) Loss, if the transaction has been recorded in the Bank's book over 180 (one hundred and eighty) days.

Abandoned property is a fixed asset in the form of property owned by the Bank but not used for normal Bank business activities.

2. KEBIJAKAN AKUNTANSI MATERIAL (lanjutan)

d. Cadangan kerugian penurunan nilai (lanjutan)

Aset nonproduktif (lanjutan)

Bank wajib melakukan upaya penyelesaian properti terbengkalai.

Kualitas properti terbengkalai ditetapkan sebagai berikut:
a) Lancar, apabila dimiliki sampai dengan 1 (satu) tahun.
b) Kurang Lancar, apabila dimiliki 1 (satu) tahun sampai dengan 3 (tiga) tahun.
c) Diragukan, apabila dimiliki 3 (tiga) tahun sampai dengan 5 (lima) tahun.
d) Macet, apabila dimiliki lebih dari 5 (lima) tahun.

e. Giro dan penempatan pada Bank Indonesia

Giro dan penempatan pada Bank Indonesia terdiri dari giro *wadiah* pada Bank Indonesia dan penanaman dana pada Bank Indonesia berupa Fasilitas Simpanan Bank Indonesia Syariah ("FASBIS") dan Deposito Berjangka Syariah Bank Indonesia.

FASBIS merupakan sertifikat yang diterbitkan Bank Indonesia sebagai bukti penitipan dana berjangka pendek dengan prinsip *wadiah*. Deposito Berjangka Syariah Bank Indonesia merupakan penempatan berjangka di Bank Indonesia dengan prinsip *jualah*. Giro dan penempatan pada Bank Indonesia disajikan sebesar saldo penempatan.

f. Giro dan penempatan pada bank lain

Giro pada bank lain dinyatakan sebesar saldo giro dikurangi dengan cadangan kerugian penurunan nilai. Bonus yang diterima Bank dari Bank Umum Syariah diakui sebagai pendapatan usaha lainnya. Penerimaan jasa giro dari bank nonsyariah tidak diakui sebagai pendapatan Bank.

Dana penerimaan jasa giro yang berasal dari bank nonsyariah dikategorikan sebagai dana nonhalal, sehingga Bank Syariah menyalurkannya sebagai dana kebajikan. Sebelum dana kebajikan tersebut disalurkan, maka pencatatannya di sisi liabilitas.

g. Investasi pada surat berharga

Surat berharga syariah adalah surat bukti penanaman dalam surat berharga berdasarkan prinsip syariah yang lazim diperdagangkan di pasar uang syariah dan/atau pasar modal syariah, antara lain obligasi syariah (sukuk) dan reksa dana.

2. MATERIAL ACCOUNTING POLICIES *(continued)*

d. Allowance for impairment losses *(continued)*

Non-earning assets (continued)

The Bank is required to settle its abandoned property.

The quality of abandoned property are determined as:
a) Current, if owned within 1 (one) year.
b) Substandard, if owned 1 (one) year to 3 (three) years.
c) Doubtful, if owned 3 (three) years to 5 (five) years.
d) Loss, if owned more than 5 (five) years.

e. Current accounts and placements with Bank Indonesia

Current accounts and placements with Bank Indonesia consist of wadiah current accounts with Bank Indonesia and placements of funds with Bank Indonesia in the form of Bank Indonesia Sharia Deposit Facilities ("FASBIS") and Bank Indonesia Sharia Term Deposits.

FASBIS are certificates issued by Bank Indonesia as evidence of short-term deposit of funds with the principles of wadiah. Bank Indonesia Sharia Term Deposits are term deposits in Bank Indonesia with the principles of jualah. Current accounts and placements with Bank Indonesia are presented at the outstanding balance.

f. Current accounts and placements with other banks

Current accounts with other Banks are stated at their outstanding balances net of allowance for impairment losses. Bonuses received by the Bank from Sharia Commercial Banks are recognised as other operating income. Proceeds of interest on current accounts from non-sharia banks are not recognised as the Bank's income.

The received current account service funds that come from non-sharia bank are categorised as non-halal funds, so Sharia Bank then distributed as qardhul hasan funds. Before the qardhul hasan funds are distributed, it is recorded in liabilities.

g. Investments in marketable securities

Sharia marketable securities are proof of investments under sharia principles commonly traded in sharia money market and/or sharia stock exchange, such as sharia bonds (sukuk) and mutual funds.

2. KEBIJAKAN AKUNTANSI MATERIAL (lanjutan)

g. Investasi pada surat berharga (lanjutan)

Pada saat pengakuan awal, Bank menentukan klasifikasi investasi pada surat berharga sebagai diukur pada biaya perolehan diamortisasi, diukur pada nilai wajar melalui penghasilan komprehensif lain atau diukur pada nilai wajar melalui laba rugi.

a. Diukur pada biaya perolehan diamortisasi

- Investasi tersebut dimiliki dalam suatu model usaha yang bertujuan utama untuk memperoleh arus kas kontraktual dan terdapat persyaratan kontraktual dalam menentukan tanggal tertentu atas pembayaran pokok dan atau hasilnya;
- Biaya perolehan surat berharga termasuk biaya transaksi; dan
- Selisih antara biaya perolehan dan nilai nominal diamortisasi secara garis lurus selama jangka waktu sukuk dan diakui dalam laba rugi.

b. Diukur pada nilai wajar melalui penghasilan komprehensif lain

- Investasi tersebut dimiliki dalam suatu model usaha yang bertujuan utama untuk memperoleh arus kas kontraktual dan melakukan penjualan surat berharga, terdapat persyaratan kontraktual dalam menentukan tanggal tertentu atas pembayaran pokok dan atau hasilnya;
- Biaya perolehan surat berharga termasuk biaya transaksi;
- Selisih antara biaya perolehan dan nilai nominal diamortisasi secara garis lurus selama jangka waktu surat berharga dan diakui dalam laba rugi; dan
- Keuntungan atau kerugian dari perubahan nilai wajar diakui dalam penghasilan komprehensif lain setelah memperhitungkan saldo selisih biaya perolehan dan nilai nominal yang belum diamortisasi dan saldo akumulasi keuntungan dan kerugian nilai wajar yang telah diakui dalam penghasilan komprehensif lain sebelumnya. Ketika investasi surat berharga dihentikan pengakuannya, akumulasi keuntungan atau kerugian yang sebelumnya diakui dalam penghasilan komprehensif lain direklasifikasi ke laba rugi sebagai penyesuaian reklasifikasi.

c. Diukur pada nilai wajar melalui laba rugi

- Biaya perolehan surat berharga tidak termasuk biaya transaksi; dan
- Selisih antara nilai wajar dan jumlah tercatat diakui dalam laba rugi.

2. MATERIAL ACCOUNTING POLICIES *(continued)*

g. Investments in marketable securities *(continued)*

At initial recognition, the Bank determines the classification of investments in marketable securities either measured at amortised cost, fair value through other comprehensive income or fair value through profit or loss.

a. Measured at amortised cost

- *The investment is held in a business model whereby the primary goal is to obtain contractual cash flows and has contractual terms in determining the specific date of principal payments and or the results;*
- *Marketable securities acquisition cost includes transaction cost; and*
- *The difference between the acquisition cost and the nominal value is amortised on a straight-line basis over the period of the sukuk and recognised in profit or loss.*

b. Measured at fair value through other comprehensive income

- *The investment is held in a business model whereby the primary goal is to obtain contractual cash flows and to sell the marketable securities, and has contractual terms in determining the specific date of principal payments and or the results;*
- *Marketable securities acquisition cost includes transaction cost;*
- *The difference between acquisition cost and the nominal value is amortised on a straight-line basis over the period of the marketable securities and is recognised in profit or loss; and*
- *Gain or loss from changes of fair value is recognised in other comprehensive income after considering unamortised difference of acquisition cost and nominal value and accumulated gain or loss of fair value which has been previously recognised in other comprehensive income. When marketable securities are derecognised, the accumulated gain or loss which has been previously recognised in other comprehensive income is reclassified to profit or loss as reclassification adjustment.*

c. Measured at fair value through profit or loss

- *Marketable securities acquisition cost excludes transaction cost; and*
- *The difference between fair value and the carrying value is recognised in profit or loss.*

2. KEBIJAKAN AKUNTANSI MATERIAL (lanjutan)

h. Tagihan dan liabilitas akseptasi

Tagihan dan liabilitas akseptasi merupakan transaksi *Letter of Credit* ("L/C") dan Surat Kredit Berdokumen dalam Negeri ("SKBDN") yang diterima oleh bank penerima.

Tagihan dan liabilitas akseptasi dinyatakan sebesar biaya perolehan diamortisasi. Tagihan akseptasi disajikan setelah dikurangi cadangan kerugian penurunan nilai.

Tagihan akseptasi diklasifikasikan sebagai pinjaman yang diberikan dan piutang. Liabilitas akseptasi diklasifikasi sebagai kewajiban keuangan yang dicatat pada biaya perolehan diamortisasi.

i. Piutang

Piutang terdiri dari piutang *murabahah*, piutang *istishna*, dan piutang *ijarah.*

Murabahah adalah akad jual beli antara nasabah dengan Bank, dimana Bank membiayai kebutuhan konsumsi, investasi dan modal kerja nasabah yang dijual dengan harga pokok ditambah dengan keuntungan yang diketahui dan disepakati bersama. Pembayaran atas pembiayaan ini dilakukan dengan cara mengangsur dalam jangka waktu yang ditentukan.

Piutang *murabahah* pada awalnya diukur pada nilai bersih ditambah dengan biaya transaksi yang dapat diatribusikan secara langsung dan merupakan biaya tambahan untuk memperoleh aset keuangan tersebut dan setelah pengakuan awal diukur pada biaya perolehan diamortisasi menggunakan metode margin efektif dikurangi dengan cadangan kerugian penurunan nilai.

Istishna adalah akad penjualan antara *al-mustashni* (pembeli) dan *al-shani* (produsen yang juga bertindak sebagai penjual). Berdasarkan akad tersebut, pembeli menugaskan produsen untuk membuat atau mengadakan *al-mashnu* (barang pesanan) sesuai spesifikasi yang disyaratkan pembeli dan menjualnya dengan harga yang disepakati.

Piutang *istishna* disajikan sebesar tagihan termin kepada pembeli akhir dikurangi dengan cadangan kerugian penurunan nilai. Margin *istishna* yang ditangguhkan disajikan sebagai pos lawan piutang *istishna*.

Ijarah adalah akad sewa antara pihak yang menyewakan aset *ijarah (mu'jir)* dengan penyewa/penerima manfaat barang *(musta'jir)* atau antara penerima jasa *(musta'jir)* dengan pihak yang memberikan jasa *(ajir)* untuk mempertukarkan manfaat dan *ujrah*, baik manfaat aset *ijarah* maupun jasa.

***2. MATERIAL ACCOUNTING POLICIES** (continued)*

h. Acceptance receivables and liabilities

Acceptance receivables and liabilities represent Letters of Credit ("L/C") and Domestic Documentary Letters of Credit ("SKBDN") transactions that have been accepted by the accepting bank.

Acceptance receivables and liabilities are stated at amortised cost. Acceptances receivable are stated at net of allowance for impairment losses.

Acceptance receivables are classified as financing and receivables. Acceptance liabilities are classified as financial liabilities at amortised cost.

i. Receivables

Receivables consist of murabahah receivables, istishna receivables and ijarah receivables.

Murabahah is a sale and purchase contract between the customer and the Bank, whereby the Bank finances the consumption, investment and working capital needs of the customer sold with a principle price plus a certain margin that is mutually informed and agreed. Repayment on this financing is made in installments within a specified period.

Murabahah receivables are initially measured at net realisable value plus directly attributable transaction costs which is an additional cost to obtain the respected financial assets and after the initial recognition, are measured at amortised cost using the effective margin method less any allowance for impairment losses value.

Istishna is a sale and purchase contract between al-mustashni (buyer) and al-shani (manufacturer also acting as the seller). Based on the contract, the buyer orders the manufacturer to produce or to supply al-mashnu (goods ordered) according to the specifications required by the buyer and to sell them at agreed price.

Istishna receivables are stated at the amount billed to customer less allowance for impairment losses. Deferred istishna margin is presented as a contra account of istishna receivables.

Ijarah is the lease contract between the party who rents out the ijarah assets (mu'jir) and the lessee/beneficiary of the goods (musta'jir) or between the recipient of the service (musta'jir) and the party who provide the service (ajir) to exchange benefits and ujrah, both benefits of ijarah assets or services.

2. KEBIJAKAN AKUNTANSI MATERIAL (lanjutan)

i. Piutang (lanjutan)

Piutang *ijarah* terdiri dari piutang *ijarah* atas aset dan piutang *ijarah* multijasa. Piutang *ijarah* atas aset adalah porsi pokok atas pendapatan sewa yang telah jatuh tempo dan belum dibayar. Piutang *ijarah* multijasa adalah porsi pokok atas pendapatan sewa yang belum dibayar sampai dengan jatuh tempo. Cadangan kerugian penurunan nilai atas piutang *ijarah* atas aset dan dan piutang *ijarah* multijasa disajikan sebagai pos lawan piutang *ijarah* atas aset dan piutang *ijarah* multijasa. Bank mencatat *ujrah ijarah* atas aset yang akan diterima dan *ijarah* multijasa yang akan diterima sebagai aset lainnya.

Skema restrukturisasi dilakukan dengan perpanjangan jangka waktu dan/atau penjadwalan kembali piutang bagi debitur tanpa mengubah jumlah margin yang harus dibayar sehingga tidak terdapat keuntungan atau kerugian dari restrukturisasi. Pendapatan margin setelah restrukturisasi diakui sesuai jadwal angsuran setelah restrukturisasi.

j. Pinjaman *qardh*

Pinjaman *qardh* adalah penyaluran dana dengan akad *qardh*.

Akad *qardh* adalah akad pinjaman dana kepada nasabah dengan ketentuan bahwa nasabah wajib mengembalikan dana yang diterimanya pada waktu yang telah disepakati.

Pinjaman *qardh* meliputi pembiayaan dengan akad *hawalah* dan *rahn.* Akad *hawalah* adalah akad pengalihan utang dari pihak yang berutang (nasabah) kepada pihak lain (Bank) yang wajib menanggung atau membayar. Atas transaksi ini Bank mendapatkan *ujrah* (imbalan) dan diakui sebagai pendapatan pada saat diterima.

Akad *rahn* merupakan transaksi menggadaikan barang atau harta dari nasabah kepada Bank dengan uang sebagai gantinya. Barang atau harta yang digadaikan tersebut dinilai sesuai harga pasar dikurangi persentase tertentu dan sebagai imbalannya Bank mendapatkan *ujrah* (imbalan) dan diakui berdasarkan basis akrual.

Pinjaman *qardh* diakui sebesar jumlah dana yang dipinjamkan pada saat terjadinya. Pada tanggal laporan posisi keuangan, pinjaman *qardh* dinyatakan sebesar saldo pinjaman dikurangi dengan saldo cadangan kerugian penurunan nilai yang dibentuk berdasarkan hasil reviu oleh manajemen terhadap kualitas pembiayaan yang ada.

2. MATERIAL ACCOUNTING POLICIES *(continued)*

i. Receivables *(continued)*

Ijarah receivables consist of ijarah of assets and multi-services ijarah receivables. Ijarah of assets receivables are the principal portion of unpaid rent income at maturity. Multi-services ijarah receivables are the principal portion of unpaid rent income at maturity. Allowance for impairment losses accounts on ijarah of assets receivables and multi-services ijarah receivables are presented as a contra account of ijarah of assets receivables and multi-services ijarah receivables. The Bank records ujrah receivables of ijarah of assets and multi-services ijarah as other assets.

Restructuring scheme involves extension of maturity date and/or rescheduling debtor's receivables without changing the total margin to be paid so that there is no gain or loss from restructurisation. Margin income after restructurisation is recognised based on the installment schedule after restructurisation.

j. Funds of qardh

Funds of qardh represent a distribution of funds with qardh contract.

Qardh contract is a borrowing contract with the condition that the borrower should repay the loan at a specified period of time.

Funds of qardh includes hawalah and rahn financing contract. Hawalah is a transfer of debts from debtors (customers) to other party (Bank) which obligate to shoulder or pay. The Bank will obtain an ujrah (fee) from this transaction, which is recognised as income when received.

Rahn contract is the pawn of goods or assets by customers to the Bank with the money as compensation. Goods or assets being pawned are valued in accordance with the market price less a certain percentage and the Bank gets ujrah (fee) in return which are recognised on an accrual basis.

Funds of qardh are recognised at the same amount of funds lent when these occur. On the statements of financial position date, funds of qardh is stated at the outstanding financing balance less allowance for impairment losses which is provided based on the management's review of the financing quality.

2. KEBIJAKAN AKUNTANSI MATERIAL (lanjutan)

j. Pinjaman *qardh* (lanjutan)

Skema restrukturisasi dilakukan dengan perpanjangan jangka waktu dan/atau penjadwalan kembali pinjaman *qardh* bagi debitur. Pendapatan *ujrah* setelah restrukturisasi diakui sebesar *ujrah* yang disepakati setelah restrukturisasi.

k. Pembiayaan

Pembiayaan bagi hasil dapat dilakukan dengan akad *mudharabah* dan akad *musyarakah*.

Pembiayaan *mudharabah* merupakan pembiayaan kerjasama antara Bank sebagai pemilik dana (*shahibul maal*) dengan nasabah sebagai pelaksana usaha (*mudharib*) selama jangka waktu tertentu. Pembagian hasil keuntungan dari proyek atau usaha tersebut ditentukan sesuai dengan nisbah *(predetermined ratio)* yang telah disepakati bersama. Pada tanggal laporan posisi keuangan, pembiayaan *mudharabah* dinyatakan sebesar saldo pembiayaan dikurangi dengan saldo cadangan kerugian penurunan nilai yang dibentuk berdasarkan hasil reviu oleh manajemen terhadap kualitas pembiayaan yang ada.

Pembiayaan *musyarakah* adalah akad kerjasama yang terjadi di antara para pemilik modal (mitra *musyarakah*) untuk menggabungkan modal dan melakukan usaha secara bersama dalam suatu kemitraan dengan pembagian hasil sesuai dengan kesepakatan, sedangkan kerugian ditanggung secara proporsional sesuai dengan kontribusi modal. Pada tanggal laporan posisi keuangan, pembiayaan *musyarakah* dinyatakan sebesar saldo pembiayaan dikurangi dengan saldo cadangan kerugian penurunan nilai yang dibentuk berdasarkan hasil reviu oleh manajemen terhadap kualitas pembiayaan yang ada.

Skema restrukturisasi dilakukan dengan perpanjangan jangka waktu dan/atau penjadwalan kembali pembiayaan bagi debitur. Pendapatan bagi hasil setelah restrukturisasi diakui sebesar hak bagi hasil sesuai nisbah yang disepakati setelah restrukturisasi.

l. Aset yang diperoleh untuk *ijarah*

Ijarah atas aset adalah *ijarah* atas manfaat dari aset *ijarah*.

Ijarah muntahiyah bittamlik adalah sewa menyewa antara pemilik objek sewa dan penyewa untuk mendapatkan imbalan atas objek sewa yang disewakan dengan opsi perpindahan hak milik objek sewa baik dengan jual beli atau pemberian (hibah) pada saat tertentu sesuai akad sewa.

***2. MATERIAL ACCOUNTING POLICIES** (continued)*

***j. Funds of qardh** (continued)*

Restructuring scheme involves extension of maturity date and/or rescheduling debtor's funds of qardh. Ujrah income after restructurisation is recognised amounting to the agreed ujrah after restructurisation.

k. Financing

Financing with profit sharing scheme can be done in the form of mudharabah and musyarakah contract.

Mudharabah financing is a joint financing made between the Bank as the owner of the funds (shahibul maal) and the customer as a business executor (mudharib) during a certain period. The profit sharing from the project or the business is determined in accordance with the mutually agreed nisbah (predetermined ratio). On the statements of financial position date, mudharabah financing is stated at the outstanding financing balance less allowance for impairment losses which is provided based on the management's review of the financing quality.

Musyarakah financing is a partnership contract among fund's owners (musyarakah partners) to contribute funds and conduct a business on a joint basis through partnership with the profit sharing based on a predetermined ratio, while the losses are borne proportionally based on the capital contribution. On the statements of financial position dates, musyarakah financing is stated at the outstanding financing balance less allowance for impairment losses which is provided based on the management's review on the existing financing quality.

Restructuring scheme involves extension of maturity date and/or rescheduling debtor's financing. Profit sharing income after restructurisation is recognised amounting to the profit sharing based on the agreed nisbah after restructurisation.

l. Assets acquired for ijarah

Ijarah of assets is ijarah for the benefits of ijarah assets.

Ijarah muntahiyah bittamlik is a lease transaction between the lessor and lessee to obtain fee from the object leased with the option of transferring the title through purchase or grant at a certain time in accordance with the lease contract.

2. KEBIJAKAN AKUNTANSI MATERIAL (lanjutan)

l. Aset yang diperoleh untuk *ijarah* (lanjutan)

Aset yang diperoleh untuk *ijarah* merupakan aset yang menjadi objek transaksi sewa atas aset dan dicatat di laporan posisi keuangan sebesar harga perolehan dikurangi akumulasi penyusutan.

Objek sewa dalam transaksi *ijarah* atas aset disusutkan sesuai kebijakan penyusutan aset sejenis, sedangkan objek sewa dalam *ijarah muntahiyah bittamlik* disusutkan sesuai masa sewa.

Perpindahan hak milik objek sewa kepada penyewa dalam *ijarah muntahiyah bittamlik* dapat dilakukan dengan cara:
(i) hibah; atau
(ii) penjualan.

Nilai tercatat aset segera diturunkan sebesar jumlah yang dapat dipulihkan jika nilai tercatat aset lebih besar dari estimasi jumlah yang dapat dipulihkan.

Ijarah atas jasa (multijasa) adalah *ijarah* atas manfaat dari jasa. *Ijarah* multijasa secara tidak langsung yaitu *ijarah* atas jasa yang mana entitas lain yang memberikan jasa kepada penyewa. *Ijarah* multijasa tidak langsung tidak mengakui aset yang diperoleh untuk *ijarah*. Bank mengakui saldo pokok *ijarah* multijasa yang belum dibayar sebagai piutang *ijarah* multijasa.

m. Aset tetap, aset hak guna, dan aset tidak berwujud

Aset tetap

Aset tetap dinilai sebesar harga perolehan dikurangi akumulasi penyusutan, kecuali tanah dinilai dengan metode revaluasi. Harga perolehan termasuk pengeluaran yang dapat diatribusikan secara langsung atas perolehan aset tersebut. Tanah disajikan sebesar nilai wajar, berdasarkan penilaian yang dilakukan oleh penilai independen eksternal yang telah terdaftar di OJK. Penilaian atas aset tersebut dilakukan secara berkala setiap tiga tahun untuk memastikan bahwa nilai wajar aset yang direvaluasi tidak berbeda secara material dengan jumlah tercatatnya. Aset tetap lainnya disajikan sebesar harga perolehan dikurangi dengan penyusutan. Harga perolehan termasuk pengeluaran yang dapat diatribusikan secara langsung atas perolehan aset tersebut. Tanah tidak disusutkan.

Aset tetap, kecuali tanah, disusutkan sejak bulan ketika aset tersebut digunakan dengan menggunakan metode garis lurus selama taksiran masa manfaat aset sebagai berikut:

2. *MATERIAL ACCOUNTING POLICIES* *(continued)*

l. Assets acquired for ijarah *(continued)*

Assets acquired for ijarah represent object of leased assets and are recorded in the statements of financial position at the acquisition cost, net of accumulated depreciation.

Leased object in ijarah of assets transaction is depreciated based on the depreciation policy for similar assets, while leased object in ijarah muntahiyah bittamlik transaction is depreciated based on leased term.

The transfer of ownership right on the leased object to the lessee in ijarah muntahiyah bittamlik can be conducted through:
(i) a grant; or
(ii) sales.

The carrying value of asset is immediately impaired to its recoverable amount if the asset's carrying amount is greater than the estimated recoverable amount.

Ijarah of services (multi-services) is ijarah for the benefits of services. Indirect multi-services ijarah is an ijarah for services where another entity provides services to the lessee. Indirect multi-services ijarah does not recognise assets acquired for ijarah. The Bank recognise the unpaid principal balance of the multi-services ijarah as multi-services ijarah receivable.

m. Fixed assets, right-of-use assets, and intangible assets

Fixed assets

Fixed assets are stated at cost less accumulated depreciation, except for land which is valued with revaluation method. The acquisition cost includes directly attributable cost for the acquisition of the asset. The land is stated at fair value, based on the assessment performed by external independent appraisers which are registered with OJK. Valuation are performed regularly every three years to ensure that the fair value of the revalued assets does not differ materially from its carrying amount. All other property, plant and equipment are stated at historical cost less depreciation. Historical cost includes expenditure that is directly attributable to the acquisition of the items. Land is not depreciated.

Fixed assets, except land, are depreciated from the month of the usage of assets and computed using the straight-line method based on the estimated useful life of the assets as follows:

	Tahun/*Years*	
Bangunan	20	*Buildings*
Renovasi bangunan	10	*Buildings improvement*
Instalasi, kendaraan bermotor, inventaris kantor dan renovasi atas aset sewa	5	*Installation, vehicles, office equipment and leasehold improvement*

2. KEBIJAKAN AKUNTANSI MATERIAL (lanjutan)

m. Aset tetap, aset hak guna, dan aset tidak berwujud (lanjutan)

Aset tetap (lanjutan)

Nilai sisa aset, masa manfaat dan metode penyusutan ditelaah dan jika perlu disesuaikan, pada setiap akhir periode pelaporan.

Biaya-biaya setelah pengakuan awal diakui sebagai bagian nilai tercatat aset atau sebagai aset yang terpisah, sebagaimana mestinya, hanya jika kemungkinan besar Bank mendapat manfaat ekonomis di masa depan berkenaan dengan aset tersebut dan biaya perolehan aset dapat diukur dengan andal. Nilai tercatat dari komponen yang diganti dihapuskan. Biaya perbaikan dan pemeliharaan dibebankan ke dalam laporan laba rugi dan penghasilan komprehensif lain dalam tahun keuangan ketika biaya-biaya tersebut terjadi.

Kenaikan nilai tercatat yang timbul dari revaluasi tanah dikreditkan pada "selisih revaluasi aset tetap" sebagai bagian dari pendapatan komprehensif lainnya.

Penurunan yang menghapus nilai kenaikan yang sebelumnya atas aset yang sama dibebankan terhadap "selisih revaluasi aset tetap" sebagai bagian dari pendapatan komprehensif lainnya; penurunan lainnya dibebankan pada laporan laba rugi dan penghasilan komprehensif lain.

Nilai tercatat aset segera diturunkan sebesar jumlah yang dapat dipulihkan jika nilai tercatat aset lebih besar dari estimasi jumlah yang dapat dipulihkan.

Apabila aset tetap dilepas, maka nilai harga perolehan dan akumulasi penyusutannya dikeluarkan dari laporan posisi keuangan dan keuntungan atau kerugian bersih atas pelepasan aset tetap diakui pada "pendapatan dan beban nonusaha" dalam laporan laba rugi dan penghasilan komprehensif lain. Jika aset yang direvaluasi dijual, jumlah yang dicatat di dalam ekuitas dipindahkan ke saldo laba.

Aset hak guna

Pada tanggal permulaan kontrak, Bank menilai apakah kontrak merupakan atau mengandung sewa. Suatu kontrak merupakan atau mengandung sewa jika kontrak tersebut memberikan hak untuk mengendalikan penggunaan aset identifikasian selama suatu jangka waktu untuk dipertukarkan dengan imbalan.

Bank tidak mengakui aset hak guna dan liabilitas sewa untuk:

- Sewa dengan jangka waktu kurang atau sama dengan 12 bulan dan tidak terdapat opsi beli; dan
- Sewa atas aset dengan nilai rendah.

2. MATERIAL ACCOUNTING POLICIES *(continued)*

m. Fixed assets, right-of-use assets, and intangible assets *(continued)*

Fixed assets *(continued)*

The assets' residual values, useful lives and depreciation method are reviewed and adjusted if appropriate, at the end of each reporting period.

Costs after initial recognition are recognised as part of the carrying amount of the asset or as a separate asset, as appropriate, only when the Bank is likely to benefit economically in the future with respect to these assets and the acquisition cost can be reliably measured. The carrying value of the replaced part are removed from the accounts. All other repairs and maintenance are charged to the statements of profit or loss and other comprehensive income in the financial period when these costs occur.

The increase in the carrying amount arising from revaluation of land is credited to "surplus on fixed assets revaluation" as part of other comprehensive income.

The decrease in the carrying amount that offset previous increase of the same asset is charged to "surplus on fixed assets revaluation" as part of other comprehensive income, other decrease is charged to the statements of profit or loss and other comprehensive income.

The carrying value of asset is immediately impaired to its recoverable amount if the asset's carrying amount is greater than the estimated recoverable amount.

The net gains or losses arising from disposal of the fixed assets are determined by comparing the proceeds received from disposal with the carrying amount of the assets and recognised in "non-operating income and expenses" in the statements of profit or loss and other comprehensive income. When the revalued assets are sold, amounts recorded in equity are transferred to retained earnings.

Right-of-use assets

At the inception of a contract, the Bank assesses whether the contract is or contains a lease. A contract is or contains a lease if the contract conveys the right to control the use of an identified assets for a period of time in exchange for consideration.

The Bank does not to recognise the right-of-use asset and lease liabilities for:

- *Leases with a term of less or equal to 12 months and there is no call option; and*
- *Leases of low value assets.*

2. KEBIJAKAN AKUNTANSI MATERIAL (lanjutan)

m. Aset tetap, aset hak guna, dan aset tidak berwujud (lanjutan)

Aset hak guna (lanjutan)

Untuk menilai apakah kontrak memberikan hak untuk mengendalikan penggunaan aset identifikasian, Bank harus menilai apakah:

- Bank memiliki hak untuk mendapatkan secara substansial seluruh manfaat ekonomi dari penggunaan aset identifikasian; dan
- Bank memiliki hak untuk mengarahkan penggunaan aset identifikasian. Bank memiliki hak ini ketika Bank memiliki hak untuk pengambilan keputusan yang relevan tentang bagaimana dan untuk tujuan apa aset digunakan telah ditentukan sebelumnya dan:
  1. Bank memiliki hak untuk mengoperasikan aset; dan
  2. Bank telah mendesain aset dengan cara menetapkan sebelumnya bagaimana dan untuk tujuan apa aset akan digunakan selama periode penggunaan.

Pada tanggal permulaan sewa, Bank mengakui aset hak guna dan liabilitas sewa. Aset hak guna diukur pada biaya perolehan, dimana meliputi jumlah pengukuran awal liabilitas sewa yang disesuaikan dengan pembayaran sewa yang dilakukan pada atau sebelum tanggal permulaan, ditambah dengan biaya langsung awal yang dikeluarkan. Aset hak guna diamortisasi dengan menggunakan metode garis lurus sepanjang jangka waktu sewa.

Liabilitas sewa diukur pada nilai kini pembayaran sewa yang belum dibayar pada tanggal permulaan, didiskontokan dengan menggunakan suku bunga implisit dalam sewa atau jika suku bunga tersebut tidak dapat ditentukan, maka menggunakan suku bunga pinjaman inkremental. Pada umumnya, Bank menggunakan suku bunga pinjaman inkremental sebagai tingkat bunga diskonto.

Pembayaran sewa dialokasikan menjadi bagian pokok dan biaya keuangan. Biaya keuangan dibebankan pada laba rugi selama periode sewa sehingga menghasilkan tingkat suku bunga periodik yang konstan atas saldo liabilitas untuk setiap periode.

Jika sewa mengalihkan kepemilikan aset pendasar kepada Bank pada akhir masa sewa atau jika biaya perolehan aset hak guna merefleksikan Bank akan mengeksekusi opsi beli, maka Bank menyusutkan aset hak guna dari tanggal permulaan hingga akhir umur manfaat aset pendasar. Jika tidak, maka Bank menyusutkan aset hak guna dari tanggal permulaan hingga tanggal yang lebih awal antara akhir umur manfaat aset hak guna atau akhir masa sewa.

2. MATERIAL ACCOUNTING POLICIES *(continued)*

m. Fixed assets, right-of-use assets, and intangible assets *(continued)*

Right-of-use assets *(continued)*

To assess whether a contract conveys the right to control the use of an identified asset, the Bank shall assess whether:

- *The Bank has the right to obtain substantially all the economic benefit from use of the asset throughout the period of use; and*
- *The Bank has the right to direct the use of the identified asset. The Bank has the right when it has a relevant decision-making right on how and for what purpose the asset is used are predetermined and:*
  1. *The Bank has the right to operate the asset; and*
  2. *The Bank has designed the asset in a way that predetermine how and for what purposes it will be used.*

The Bank recognises a right-of-use assets and lease liabilities at the leases commencement date. The right-of-use assets is initially measured at cost, which comprises the initial amount of the lease liabilities adjusted for any leases payment made at or before the commencement date, plus any initial direct cost incurred. The right-of-use assets is amortised over the straight-line method throughout the lease term.

The lease liabilities are initially measured at the present value of the lease payments that are not paid at the commencement date, discounted using the interest rate implicit in the lease or, if that right cannot be readily determined, using incremental borrowing rate. Generally, the Bank uses its incremental borrowing rate as a discount rate.

Each leases payment is allocated between the liabilities and finance cost. The finance cost is charged to profit or loss over the leases period so as to produce a constant periodic rate of interest on the remaining balance of the liabilities for each period.

If the leases transfers ownership of the underlying asset to the Bank by the end of the leases term or if the cost of the right-of-use assets reflects that the Bank will exercise a purchase option, the Bank depreciates the right-of-use assets from the commencement date to the end of the useful life of the underlying asset. Otherwise, the Bank depreciates the right-of-use assets from the commencement date to the earlier of the end of the useful life of the right-of-use assets or the end of the leases term.

2. KEBIJAKAN AKUNTANSI MATERIAL (lanjutan)

m. Aset tetap, aset hak guna, dan aset tidak berwujud (lanjutan)

Aset tidak berwujud

Aset tidak berwujud diakui jika, dan hanya jika, biaya perolehan aset tersebut dapat diukur secara andal dan kemungkinan besar Bank akan memperoleh manfaat ekonomis masa depan dari aset tersebut. Aset tidak berwujud terdiri dari perangkat lunak.

Perangkat lunak yang dibeli oleh Bank dicatat sebesar biaya perolehan dikurangi akumulasi amortisasi. Metode amortisasi, estimasi masa manfaat dan nilai residual ditelaah pada setiap akhir tahun pelaporan dan disesuaikan jika dianggap tepat.

Biaya yang dapat diatribusikan secara langsung dikapitalisasi sebagai bagian produk perangkat lunak mencakup beban pekerja pengembang perangkat lunak dan bagian *overhead* yang relevan.

Biaya yang terkait dengan pemeliharaan perangkat lunak diakui sebagai beban pada saat terjadinya. Biaya pengembangan yang sebelumnya diakui sebagai beban, tidak dapat diakui sebagai aset pada periode berikutnya.

Perangkat lunak diamortisasi sejak bulan ketika aset tersebut digunakan dengan menggunakan metode garis lurus selama taksiran masa manfaat aset yaitu 5 tahun.

n. Aset lain-lain

Aset lain-lain antara lain terdiri dari biaya dibayar dimuka, pendapatan yang masih akan diterima dan AYDA.

Biaya dibayar dimuka diamortisasi selama masa manfaat dengan menggunakan metode garis lurus. Agunan yang diambil alih sehubungan dengan penyelesaian pembiayaan diakui sebesar nilai realisasi bersih maksimum sebesar kewajiban nasabah. Nilai realisasi bersih adalah nilai wajar aset setelah dikurangi estimasi biaya pelepasan. Setelah pengakuan awal, AYDA dicatat sebesar nilai yang lebih rendah antara nilai tercatat dengan nilai wajarnya setelah dikurangi biaya untuk menjualnya.

***2. MATERIAL ACCOUNTING POLICIES** (continued)*

***m. Fixed assets, right-of-use assets, and intangible assets** (continued)*

Intangible assets

Intangible assets are recognised if, and only if the cost of the asset can be measured reliably and it is probable that the Bank will obtain future economic benefits from the assets. Intangible assets consist of software.

Software acquired by the Bank is recorded at cost less accumulated amortisation. The amortisation method, estimated useful life and residual value are reviewed at the end of each reporting year and adjusted if deemed appropriate.

Directly attributable costs that are capitalised as part of the software product include the software development employee costs and an appropriate portion of relevant overheads.

Costs associated with maintaining computer software programs are recognised as an expense as incurred. Development costs previously recognised as an expense are not recognised as an asset in a subsequent period.

Software are amortised from the month of the usage of assets by computed using the straight-line method based on the estimated useful life of the assets, which is 5 years.

n. Other assets

Other assets among other consist of prepaid expense and income receivables and AYDA.

Prepaid expenses are amortised over the useful life using the straight-line method. Foreclosed collaterals acquired in relation to settlement of financing are recognised at net realisable value maximum at the value of debtors' obligation. Net realisable value is the fair value of the asset after deducting the estimated disposal costs. Subsequent to initial recognition, foreclosed collaterals are stated at the lower of the carrying value or the recovery value.

2. KEBIJAKAN AKUNTANSI MATERIAL (lanjutan)

o. Liabilitas segera

Liabilitas segera merupakan liabilitas Bank kepada pihak lain yang sifatnya wajib segera dibayarkan sesuai perintah pemberi amanat perjanjian yang ditetapkan sebelumnya. Liabilitas segera dinyatakan sebesar nilai liabilitas Bank kepada pemberi amanat.

p. Simpanan dari nasabah dan bank lain

Simpanan merupakan simpanan pihak lain dalam bentuk giro *wadiah* dan tabungan *wadiah*. Simpanan dari bank lain dinyatakan sebesar nilai kewajiban Bank kepada bank lain.

Giro *wadiah* digunakan sebagai instrumen pembayaran dan dapat ditarik setiap saat melalui cek dan bilyet giro, serta mendapatkan bonus sesuai dengan kebijakan Bank. Giro *wadiah* dinyatakan sebesar titipan pemegang giro di Bank.

Tabungan *wadiah* adalah simpanan dana nasabah pada Bank, yang bersifat titipan dan penarikannya dapat dilakukan setiap saat. Terhadap titipan tersebut, Bank tidak dipersyaratkan untuk memberikan imbalan kecuali dalam bentuk pemberian bonus secara sukarela. Tabungan *wadiah* dinyatakan sebesar liabilitas Bank.

q. Liabilitas kepada Bank Indonesia

Liabilitas kepada Bank Indonesia (”PaSBI”) merupakan pengelolaan likuiditas berdasarkan prinsip syariah Bank Indonesia. Bank Indonesia dan Bank sepakat melakukan akad *wakalah bil ististmar* untuk pengelolaan dana dengan agunan berupa surat berharga syariah. Dana yang diterima diakui sebagai liabilitas kepada Bank Indonesia. Bank melakukan pengelolaan dana untuk kegiatan investasi usaha secara keseluruhan *(mutlaqah)*, pengembalian dana kelolaan dan pembayaran hasil pengelolaan *(istitsmar)* dilakukan pada saat pelunasan. Liabilitas kepada Bank Indonesia dicatat sebesar nilai tunai yang diterima dari suatu instrumen intervensi surat berharga syariah dalam suatu operasi moneter reguler oleh Bank Indonesia.

***2. MATERIAL ACCOUNTING POLICIES** (continued)*

o. Obligations due immediately

Obligations due immediately represent the Bank's obligations to other parties which should be settled immediately based on predetermined instructions by those having the authority. Obligations due immediately are stated at the amounts of the Bank's liabilities to the entrustee.

p. Deposits from customers and other banks

Deposits represent other parties' deposits in the form of wadiah demand deposits and wadiah savings deposits. Deposits from other banks are stated at the amounts payable to other banks.

Wadiah demand deposits are used as payment instruments and available for withdrawal at any time through cheque and demand deposit drafts and receive bonuses according to the Bank's policies. Wadiah demand deposits are stated at the amount entrusted by depositors in the Bank.

Wadiah savings deposits are customers' deposits in the Bank which are entrusted and can be withdrawn at any time. For these deposits, the Bank is not required to give any benefits except in terms of voluntary bonuses. Wadiah deposits are stated at the amount payable to customers.

q. Liabilities to Bank Indonesia

Liabilities to Bank Indonesia ("PaSBI") is liquidity management based on Bank Indonesia sharia principles. Bank Indonesia and the Bank agreed to enter into a wakalah bil ististmar agreement for managing funds with collateral in the form of sharia securities. Funds received are recognized as liabilities to Bank Indonesia. The Bank manages funds for overall business investment activities (mutlaqah), returns of managed funds and payment of management results (istitsmar) are made at the time of settlement. Liabilities to Bank Indonesia are stated at the issuance cash value received from sharia securities intervention instrument in a regular monetary operation by Bank Indonesia.

2. KEBIJAKAN AKUNTANSI MATERIAL (lanjutan)

r. Dana *syirkah* temporer

Dana *syirkah* temporer adalah investasi yang diterima oleh Bank. Bank mempunyai hak untuk mengelola dan menginvestasikan dana, baik sesuai dengan kebijakan Bank atau kebijakan pembatasan dari pemilik dana, dengan keuntungan dibagikan sesuai dengan kesepakatan. Contoh dari dana *syirkah* temporer adalah penerimaan dana dari investasi *mudharabah muthlaqoh, mudharabah muqayyadah, mudharabah musytarokah*, dan akun lain yang sejenis, misalnya: giro *mudharabah,* tabungan *mudharabah*, dan deposito *mudharabah*.

Tabungan *mudharabah* merupakan simpanan dana pihak-pihak lain yang mendapatkan imbalan bagi hasil dari pendapatan Bank atas penggunaan dana tersebut dengan nisbah yang ditetapkan dan disetujui sebelumnya. Tabungan *mudharabah* dicatat sebesar nilai simpanan dari nasabah.

Deposito *mudharabah* merupakan simpanan pihak lain yang hanya bisa ditarik pada waktu tertentu sesuai dengan perjanjian antara pemegang deposito *mudharabah* dengan Bank.

Deposito *mudharabah* dinyatakan sebesar nilai nominal sesuai dengan perjanjian antara pemegang deposito dengan Bank.

Dana *syirkah* temporer tidak dapat digolongkan sebagai liabilitas. Hal ini karena Bank tidak berkewajiban untuk mengembalikan jumlah dana awal dari pemilik dana kecuali akibat kelalaian atau wanprestasi ketika mengalami kerugian.

Di sisi lain dana *syirkah* temporer tidak dapat digolongkan sebagai ekuitas karena mempunyai waktu jatuh tempo dan pemilik dana tidak mempunyai hak kepemilikan yang sama dengan pemegang saham, seperti hak *voting* dan hak atas realisasi keuntungan yang berasal dari aset lancar dan aset noninvestasi.

Dana *syirkah* temporer merupakan salah satu unsur laporan posisi keuangan, hal tersebut sesuai dengan prinsip syariah yang memberikan hak kepada Bank untuk mengelola dan menginvestasikan dana, termasuk untuk mencampur dana dimaksud dengan dana lainnya.

***2. MATERIAL ACCOUNTING POLICIES** (continued)*

r. Temporary syirkah funds

Temporary syirkah funds represent investment received by the Bank. The Bank has the rights to manage and invest the funds in accordance with either the Bank's policy or restriction set by the depositors with the agreed profit sharing. An example of temporary syirkah funds is the receipt of funds from a mudharabah muthlaqoh, mudharabah muqayyadah, mudharabah musytarokah and other similar accounts. For example: mudharabah demand deposits, mudharabah savings deposits and mudharabah time deposits.

Mudharabah savings deposits represent funds from other parties which receive predetermined and pre-agreed profit sharing (nisbah) based on income derived by the Bank from the use of such funds. Mudharabah savings deposits are stated based on the customer's savings deposit balance.

Mudharabah time deposits represent third party funds that can be withdrawn only at a certain point in time based on the agreement between the depositors and the Bank.

Mudharabah time deposits are stated at nominal amount based on the agreement between the depositors and the Bank.

Temporary syirkah funds cannot be classified as liabilities. This is because the Bank does not have any liabilities to return the fund to the owners, except for losses due to the management's negligence or misrepresentation.

On the other hand, temporary syirkah funds cannot also be classified as equity, because of the existence of maturity period and the absence of similar rights of depositors as with shareholders, such as voting rights and the rights to realise gain from current assets and other non-investment assets.

Temporary syirkah funds represent one of the statements of financial position accounts which is in accordance with sharia principles that provide rights to the Bank to manage and invest funds, including mixing of one fund with the other funds.

2. KEBIJAKAN AKUNTANSI MATERIAL (lanjutan)

r. Dana *syirkah* temporer (lanjutan)

Pemilik dana *syirkah* temporer memperoleh bagian atas keuntungan sesuai kesepakatan dan menerima kerugian berdasarkan jumlah dana dari masing-masing pihak. Pembagian hasil dana *syirkah* temporer dapat dilakukan dengan konsep bagi hasil atau bagi keuntungan.

s. Pendapatan pengelolaan dana sebagai *mudharib*

Pendapatan pengelolaan dana sebagai *mudharib* terdiri dari pendapatan dari transaksi piutang *murabahah*, *istishna,* pendapatan dari *ijarah*, pendapatan bagi hasil dari pembiayaan *mudharabah* dan *musyarakah* dan pendapatan usaha utama lainnya.

Pendapatan atas piutang *murabahah* menggunakan metode setara tingkat imbal hasil efektif (margin efektif). Margin efektif adalah margin yang secara tepat mendiskontokan estimasi pembayaran atau penerimaan kas di masa datang selama perkiraan umur dari piutang *murabahah*.

Pada saat menghitung margin efektif, Bank mengestimasi arus kas di masa datang dengan mempertimbangkan seluruh persyaratan kontraktual dalam instrumen keuangan tersebut, tetapi tidak mempertimbangkan kerugian piutang di masa mendatang. Perhitungan ini mencakup seluruh komisi, provisi dan bentuk lain yang diterima oleh para pihak dalam kontrak yang merupakan bagian tak terpisahkan dari margin efektif, biaya transaksi dan seluruh premi atau diskon lainnya.

Pendapatan *istishna* diakui apabila telah terjadi penyerahan barang.

Pendapatan *ijarah muntahiyah bittamlik* (“IMBT”) diakui selama masa akad secara merata sejak aset tersedia sampai akhir akad. Bank mengakui pendapatan *ijarah* multijasa porsi pokok sejak nasabah menerima jasa dari pihak penyedia jasa berdasarkan kemajuan jasa yang diberikan dan sejumlah biaya jasa yang harus dibayarkan Bank kepada pihak penyedia jasa. Bank mengakui pendapatan margin *ijarah* multijasa secara merata setelah selesainya pemberian jasa oleh pihak penyedia jasa selama masa akad *ijarah* antara Bank dan nasabah. Pendapatan IMBT dan *ijarah* multijasa disajikan secara neto setelah dikurangi beban terkait di laba rugi.

***2. MATERIAL ACCOUNTING POLICIES** (continued)*

***r. Temporary syirkah funds** (continued)*

The owners of temporary syirkah funds receive parts of profit in accordance with the agreement and receive loss based on the proportion of fund from each parties. The profit distribution of temporary syirkah funds might be based on profit sharing or revenue sharing concept.

s. Income from fund management as mudharib

Income from fund management as mudharib consists of income from murabahah receivables transactions, istishna receivables, income from ijarah, profit sharing from mudharabah and musyarakah financing and other main operating income.

Income from murabahah receivables is recognised using the effective rate of return method (effective margin). Effective margin is the margin that precisely discounts the estimated future cash payments or receipts through the expected life of the murabahah receivables.

When calculating the effective margin, the Bank estimates the future cash flows considering all contractual terms of the financial instrument, but does not consider the loss of receivables in the future. This calculation includes all commissions, provision fees and other forms accepted by the parties in the contract that are an inseparable part of the effective margin, transaction costs and all other premiums or discounts.

Income from istishna is recognised at the date of transfer of assets.

Income from ijarah muntahiyah bittamlik (“IMBT”) is recognised over the contract period evenly from the time the assets become available until the end of the contract. The Bank recognises the principal portion of income from multi-services ijarah from the time the customer receives services from the service provider based on the progress of the services provided and the amount of service fees that must be paid by the Bank to the service provider. The Bank recognises income from multi-services ijarah margin evenly after the completion of service by the service provider during the period of the ijarah contract between the Bank and the customer. Income from IMBT and multi-services ijarah are presented on a net basis after deducting the related expenses in profit or loss.

2. KEBIJAKAN AKUNTANSI MATERIAL (lanjutan)

s. Pendapatan pengelolaan dana sebagai *mudharib* (lanjutan)

Pendapatan usaha *musyarakah* yang menjadi hak mitra aktif diakui sebesar haknya sesuai dengan kesepakatan, sedangkan pendapatan usaha *musyarakah* untuk mitra pasif diakui sebagai hak pihak mitra pasif atas bagi hasil dan liabilitas.

Pendapatan usaha *mudharabah* diakui dalam periode terjadinya hak bagi hasil sesuai nisbah yang disepakati dan tidak diperkenankan mengakui pendapatan dari proyeksi hasil usaha. Kerugian akibat kelalaian dari pengelola dana dibebankan pada pengelola dana dan tidak mengurangi investasi *mudharabah*.

Pendapatan usaha utama lainnya terdiri dari pendapatan dari pinjaman *qardh*, pendapatan dari Deposito Berjangka Syariah Bank Indonesia, pendapatan dari FASBIS, pendapatan dari penempatan pada bank syariah lain dan pendapatan bagi hasil investasi pada surat berharga.

t. Hak pihak ketiga atas bagi hasil dana *syirkah* temporer

Hak pihak ketiga atas bagi hasil dana *syirkah* temporer merupakan bagian bagi hasil milik pihak ketiga yang didasarkan pada prinsip *mudharabah mutlaqah* atas pengelolaan dana mereka oleh Bank. Pendapatan yang dibagikan adalah pendapatan yang telah diterima *(cash basis)*.

Bagi hasil yang dibagikan kepada pemilik dana dihitung dari pendapatan Bank.

Jumlah pendapatan margin dan bagi hasil atas pembiayaan yang diberikan dan dari aset produktif lainnya yang akan dibagikan kepada nasabah penyimpan dana. Bank menghitung secara proporsional sesuai dengan alokasi dana nasabah dan Bank yang dipakai dalam pembiayaan yang diberikan dan aset produktif lainnya yang disalurkan.

Dari jumlah pendapatan margin dan bagi hasil yang tersedia untuk nasabah tersebut kemudian dibagihasilkan kepada nasabah penabung dan deposan sebagai *shahibul maal* dan Bank sebagai *mudharib* sesuai dengan porsi nisbah bagi hasil yang telah disepakati bersama sebelumnya, sedangkan untuk nasabah giro dan tabungan dengan akad *wadiah* dapat diberikan bonus berdasarkan kebijakan Bank.

Pendapatan margin dan bagi hasil atas pembiayaan yang diberikan dan aset produktif lainnya yang didapatkan melalui penggunaan dana Bank, seluruhnya menjadi milik Bank, termasuk pendapatan dari investasi Bank berbasis imbalan.

***2. MATERIAL ACCOUNTING POLICIES** (continued)*

***s. Income from fund management as mudharib** (continued)*

Musyarakah income which is distributed to active partners is recognised in accordance with the agreement, while musyarakah income which is distributed to passive partners is recognised as right of the passive partner to profit sharing and liabilities.

Income from mudharabah is recognised during the period of profit sharing in accordance with the agreed nisbah, while recognition based on projected income is not allowed. Loss incurred due to negligence on the part of fund manager is charged to the fund manager and shall not reduce the mudharabah investment.

Other main operating income consists of income derived from funds of qardh, Bank Indonesia Sharia Term Deposits, FASBIS, placements with other sharia banks and profit sharing from investment in marketable securities.

t. Third parties' share on return of temporary syirkah funds

Third parties' share on return of temporary syirkah funds represents third parties' share on the income of the Bank derived from managing of such funds under mudharabah mutlaqah principles. The profit sharing is distributed on the cash basis.

The profit sharing distributed to fund owners is calculated based on the revenue of the Bank.

Margin income and profit sharing on financing facilities and other earning assets are distributed to fund owners. The Bank computes proportionately based on the allocation of funds from owners and the Bank which was used in financing and other earning assets granted.

The total available margin and profit sharing are distributed to customers and depositors as shahibul maal and to the Bank as mudharib in accordance with a predetermined nisbah, while for customers of demand deposits and savings deposits under wadiah contract might be granted bonuses according to the Bank's policy.

Margin income and profit sharing from financing and other earning assets which are earned through the use of the Bank's funds, are entirely entitled to the Bank, including income from the Bank's fee-based investments.

2. KEBIJAKAN AKUNTANSI MATERIAL (lanjutan)

u. Pendapatan imbalan jasa perbankan

Pendapatan imbalan jasa perbankan diakui pada periode akuntansi dimana jasa diberikan, dengan mengacu pada tingkat penyelesaian dari suatu transaksi dan dinilai berdasarkan jasa aktual yang telah diberikan sebagai proporsi atas total jasa yang harus diberikan.

v. Imbalan kerja

Imbalan kerja jangka pendek

Imbalan kerja jangka pendek seperti upah, iuran jaminan sosial, cuti jangka pendek dan tunjangan hari raya diakui selama tahun berjalan jasa diberikan. Imbalan jangka pendek dihitung sebesar jumlah yang tidak didiskontokan.

Program pensiun iuran pasti

Iuran kepada dana pensiun sebesar persentase tertentu gaji pegawai yang menjadi peserta program pensiun iuran pasti Bank. Iuran dicadangkan dan diakui sebagai biaya ketika jasa telah diberikan oleh pegawai-pegawai tersebut dan pembayarannya dikurangkan dari utang iuran. Iuran terutang dihitung berdasarkan jumlah yang tidak didiskontokan.

Program imbalan pasti dan imbalan kerja jangka panjang lainnya

Imbalan pasca kerja dan imbalan kerja jangka panjang lainnya seperti cuti besar diakui sebagai biaya ketika jasa telah diberikan oleh pegawai yang memenuhi syarat. Imbalan kerja ditentukan berdasarkan peraturan Bank dan Undang-Undang Cipta Kerja No. 11 Tahun 2020 tanggal 2 November 2021.

Imbalan pasca kerja dan imbalan kerja jangka panjang lainnya secara aktuaris ditentukan berdasarkan metode *Projected Unit Credit*.

Pengukuran kembali atas liabilitas (aset) imbalan pasti bersih, yang diakui sebagai penghasilan komprehensif lain terdiri atas:

(i) Keuntungan dan kerugian aktuarial;
(ii) Imbal hasil atas aset program, tidak termasuk jumlah yang dimasukkan dalam bunga bersih atas liabilitas (aset); dan
(iii) Setiap perubahan dampak batas aset, tidak termasuk jumlah yang dimasukkan dalam bunga bersih atas liabilitas (aset).

***2. MATERIAL ACCOUNTING POLICIES** (continued)*

u. Fee based income from banking services

Fee based income from banking services is recognised in the accounting period in which the services are rendered, by reference to the stage of completion of the specific transaction and assessed on the basis of the actual service provided as a proportion of the total service to be provided.

v. Employee benefits

Short-term employee benefits

Short-term employee benefits such as salaries, social security contributions, short-term leaves and allowance of feast day are recognised during the period when services have been rendered. Short-term employee benefits are measured using undiscounted amounts.

Defined contribution plan

Contribution payable to the pension fund equivalent to a certain percentage of salaries for qualified employees under the Bank's defined contribution plan. The contribution is accrued and recognised as expense when services have been rendered by qualified employees and actual payments are deducted from the contribution payable. Contribution payable is measured using undiscounted amounts.

Defined benefit plan and other long-term employee benefits

The post-employment benefits and other long-term employee benefits such as grand leaves are recognised as expense when services have been rendered by qualified employees. The benefits are determined based on Bank regulations and Labor Law No. 11 of 2020 dated 2 November 2021.

The post-employment benefits and other long-term employee benefits are actuarially determined using the Projected Unit Credit method.

Remeasurement of net defined benefit liabilities (assets), which is recognised as other comprehensive income consist of:

(i) Actuarial gain and losses;
(ii) Return on plan assets, excluding amounts that is included in net interest on liabilities (assets); and
(iii) The effect of the asset ceiling, excluding amounts included in the net interest of liabilities (assets).

2. KEBIJAKAN AKUNTANSI MATERIAL (lanjutan)

v. Imbalan kerja (lanjutan)

Program imbalan pasti dan imbalan kerja jangka panjang lainnya (lanjutan)

Pengukuran kembali atas liabilitas (aset) imbalan pasti - bersih, yang diakui sebagai penghasilan komprehensif lain tidak direklasifikasi ke laba rugi pada periode berikutnya.

Untuk imbalan kerja jangka panjang lain atas biaya jasa kini, biaya bunga bersih atas liabilitas (aset) imbalan pasti bersih dan pengukuran kembali liabilitas (aset) imbalan pasti bersih langsung diakui pada laporan laba rugi dan penghasilan komprehensif lain tahun berjalan.

Biaya jasa lalu diakui sebagai beban pada tanggal yang lebih awal antara ketika amendemen atau kurtailmen program terjadi, dan ketika biaya restrukturisasi atau pesangon diakui, sehingga biaya jasa lalu yang belum *vested* tidak lagi dapat ditangguhkan dan diakui selama periode *vesting* masa depan.

w. Perpajakan

Beban pajak tahun berjalan ditetapkan berdasarkan taksiran penghasilan kena pajak tahun berjalan. Aset dan liabilitas pajak tangguhan diakui atas perbedaan temporer aset dan liabilitas antara pelaporan komersial dan pajak pada setiap tanggal pelaporan.

Aset pajak tangguhan diakui untuk seluruh perbedaan temporer yang boleh dikurangkan dan saldo rugi fiskal yang belum dikompensasikan, sepanjang perbedaan temporer dan rugi fiskal yang belum dikompensasikan tersebut dapat dimanfaatkan untuk mengurangi laba fiskal pada masa yang akan datang.

Jumlah tercatat aset pajak tangguhan ditelaah pada setiap tanggal posisi keuangan dan nilai tercatat aset pajak tangguhan tersebut diturunkan apabila tidak lagi terdapat kemungkinan besar bahwa laba fiskal yang memadai akan tersedia untuk mengkompensasi sebagian atau semua manfaat aset pajak tangguhan.

Perubahan terhadap liabilitas pajak diakui pada saat surat ketetapan pajak diterima, atau apabila diajukan keberatan dan atau banding oleh Bank, pada saat telah ada keputusan atas banding dan atau keberatan tersebut. Jika perlu, manajemen akan membentuk provisi berdasarkan jumlah yang diestimasikan akan dibayar kepada otoritas pajak.

2. MATERIAL ACCOUNTING POLICIES *(continued)*

v. Employee benefits *(continued)*

Defined benefit plan and other long-term employee benefits *(continued)*

Remeasurement of defined benefit liabilities (assets) - net, which is recognised as other comprehensive income is not reclassified to profit or loss in the subsequent periods.

For other long-term employee benefits: current service cost, net interest expense of net defined benefit liabilities (assets) and re-measurement of liabilities (assets) is recognised immediately in the current year statements of profit or loss and other comprehensive income.

Past service costs are recognised as expense at the earlier date between the occurrence of the amendments or curtailment program occurs, and the recognition of the costs of restructuring or severance. Therefore, unvested past service cost can no longer be deferred and recognised over the future vesting period.

w. Taxation

Current tax expense is provided based on the estimated taxable income for the current year. Deferred tax assets and liabilities are recognised for temporary differences between the financial and the tax bases of assets and liabilities at each reporting date.

Deferred tax assets are recognised for all deductible temporary differences and carry forward of uncompensated tax losses to the extent that it is probable that those temporary differences and carry forward of uncompensated tax losses will be utilised in deducting future taxable profit.

The carrying amount of deferred tax assets is reviewed at each reporting date and is reduced when it is no longer probable that sufficient taxable profits will be available to compensate part or all of the benefit of the deferred tax assets.

Amendment to tax obligation is recorded when an assessment letter is received or, if objected to or appealed against by the Bank, when the result of such appeal or objection is determined. If needed, management will provide provisions based on the estimated amount which will be paid to tax authority.

2. KEBIJAKAN AKUNTANSI MATERIAL (lanjutan)

w. Perpajakan (lanjutan)

Aset dan liabilitas atas pajak tangguhan dan pajak kini dapat saling hapus apabila terdapat hak yang berkekuatan hukum untuk melakukan saling hapus.

Aset dan liabilitas pajak tangguhan diukur berdasarkan tarif pajak yang akan berlaku pada tahun saat aset direalisasikan atau liabilitas diselesaikan berdasarkan peraturan perpajakan yang berlaku atau yang telah secara substantif diberlakukan pada tanggal laporan posisi keuangan. Pengaruh pajak terkait dengan penyisihan untuk dan/atau pembalikan seluruh perbedaan temporer selama tahun berjalan, termasuk pengaruh perubahan tarif pajak, diakui sebagai "Manfaat/(Beban) Pajak Penghasilan" dan termasuk dalam laba atau rugi bersih tahun berjalan, kecuali untuk transaksi-transaksi yang sebelumnya telah langsung dibebankan ke laba komprehensif lainnya dan dilaporkan ke ekuitas.

x. Transaksi dan saldo mata uang asing

Bank menyelenggarakan catatan akuntansinya dalam Rupiah Indonesia sebagai mata uang fungsional. Transaksi yang melibatkan mata uang asing dicatat pada nilai tukar pada saat terjadinya transaksi.

Pada tanggal laporan posisi keuangan, aset dan liabilitas moneter dalam mata uang asing dijabarkan ke dalam mata uang Rupiah dengan menggunakan kurs Reuters pada pukul 16:00 WIB (Waktu Indonesia Bagian Barat).

Keuntungan atau kerugian yang timbul sebagai akibat dari penjabaran aset dan liabilitas moneter dalam mata uang asing dicatat dalam laporan laba rugi dan penghasilan komprehensif lain tahun berjalan.

Kurs mata uang asing yang digunakan untuk penjabaran mata uang asing terhadap Rupiah adalah sebagai berikut (nilai penuh):

***2. MATERIAL ACCOUNTING POLICIES** (continued)*

***w. Taxation** (continued)*

Assets and liabilities on deferred tax and current tax can be offset if there is a legal enforceable right to offset.

Deferred tax assets and liabilities are measured at the tax rates that are expected to apply to the year when the asset is realised or the liability is settled based on tax laws that have been enacted or substantively enacted as at statements of financial position dates. The related tax effects of the provisions for and/or reversals of all temporary differences during the year, including the effect of change in tax rates, are recognised as "Income Tax Benefit/(Expense)" and included in the net profit or loss for the year, except to the extent that they relate to items previously charged to other comprehensive income and reported to equity.

x. Transaction and balance in foreign currency

The Bank maintains its accounting records in Indonesian Rupiah as the functional currency. Transactions in foreign currencies are recorded at the prevailing exchange rates in effect on the date of the transactions.

At statements of financial position dates, all monetary assets and liabilities denominated in foreign currencies are translated into Rupiah using the Reuters spot rates at 16:00 WIB (Western Indonesian Time).

The resulting gains or losses from the translation of monetary assets and liabilities in foreign currencies are recognised in the statements of profit or loss and other comprehensive income for the current year.

The exchange rates used in translating foreign currency amounts into Rupiah are as follows (full amount):

	2024	2023	
1 Dolar Amerika Serikat	16,095.00	15,397.00	*1 United States Dollar*
1 Riyal Arab Saudi	4,284.00	4,106.00	*1 Saudi Arabian Riyal*
1 Euro Eropa	16,758.12	17,038.32	*1 European Euro*
1 Dolar Singapura	11,844.58	11,676.34	*1 Singapore Dollar*
1 Dolar Australia	10,013.51	10,520.77	*1 Australian Dollar*
1 Dolar Hong Kong	2,073.11	1,970.73	*1 Hong Kong Dollar*
1 Pound Sterling Inggris	20,218.54	19,626.56	*1 Great Britain Pound Sterling*
1 Yen Jepang	103.03	108.88	*1 Japan Yen*
1 Dolar Kanada	11,201.59	11,629.59	*1 Canadian Dollar*
1 Franc Swiss	17,815.04	18,299.27	*1 Swiss Franc*
1 Yuan China	2,198.50	2,170.06	*1 Chinese Yuan*
1 Dirham Uni Emirat Arab	4,382.00	4,192.50	*1 United Arab Emirates Dirham*

2. KEBIJAKAN AKUNTANSI MATERIAL (lanjutan)

y. Pembiayaan berjangka *mudharabah*

Pembiayaan berjangka *mudharabah* merupakan pembiayaan kerjasama antara Bank sebagai pelaksana usaha (*mudharib*) dengan bank lain sebagai pemilik dana (*shahibul maal*) selama jangka waktu tertentu. Dana yang diterima dari pemilik dana diakui sebagai dana *syirkah* temporer sebesar jumlah kas yang diterima. Pada tanggal laporan posisi keuangan, dana *syirkah* temporer diukur dan disajikan sebesar nilai tercatat.

Hak pemilik dana atas bagi hasil usaha yang sudah diperhitungkan tetapi belum dibagikan kepada pemilik dana diakui sebagai liabilitas.

z. Sukuk *mudharabah*

Sukuk *mudharabah* diakui sebesar nilai wajar pada awalnya dan selanjutnya diukur sebesar biaya perolehan diamortisasi dengan menggunakan garis lurus. Biaya perolehan diamortisasi dihitung dengan memperhitungkan adanya diskonto atau premi terkait dengan pengakuan awal dan biaya transaksi. Dana yang diterima dari pemilik dana diakui sebagai dana *syirkah* temporer.

aa. Laba per saham

Laba per lembar saham dasar dihitung dengan membagi laba tahun berjalan dengan jumlah rata-rata tertimbang saham yang ditempatkan dan disetor penuh pada tahun yang bersangkutan.

ab. Provisi

Provisi diakui jika Bank memiliki kewajiban kini (baik bersifat hukum maupun bersifat konstruktif), akibat peristiwa masa lalu, besar kemungkinannya penyelesaian kewajiban tersebut mengakibatkan arus keluar sumber daya yang mengandung manfaat ekonomi dan estimasi yang andal mengenai jumlah kewajiban tersebut dapat dibuat.

Provisi ditelaah pada setiap tanggal pelaporan dan disesuaikan untuk mencerminkan estimasi terbaik yang paling kini. Jika arus keluar sumber daya untuk menyelesaikan kewajiban kemungkinan besar tidak terjadi, maka provisi dibalik.

***2. MATERIAL ACCOUNTING POLICIES** (continued)*

y. Mudharabah term financing

Mudharabah term financing is a joint financing made between the Bank as the business executor (mudharib) and the other bank as the owner of the funds (shahibul maal) during a certain period. The funds received from the fund owners are recognised as temporary syirkah funds amounting to the cash received. On the statements of financial position date, temporary syirkah funds are measured and presented at the carrying amount.

The right of the fund owner to the profit sharing that has been calculated but has not yet been distributed to the fund owner is recognised as a liability.

z. Sukuk mudharabah

Sukuk mudharabah is initially recognised at fair value and subsequently measured at amortised cost using a straight-line method. Amortised cost is calculated by taking into account any discount or premium associated to the initial recognition and transaction cost. The funds received from the fund owners are recognised as temporary syirkah funds.

aa. Earnings per share

Basic earnings per share is calculated by dividing income for the year by the weighted average number of issued and fully paid-up shares during the related year.

ab. Provisions

Provisions are recognised when the Bank has a present obligation (legal or constructive), as a result of a past event, it is probable that an outflow of resources embodying economic benefits will be required to settle the obligation and a reliable estimate can be made of the amount of the obligation.

Provisions are reviewed at each reporting date and adjusted to reflect the current best estimate. If it is no longer probable that an outflow of resources embodying economic benefits will be required to settle the obligation, the provision is reversed.

2. KEBIJAKAN AKUNTANSI MATERIAL (lanjutan)

ac. Sumber dana kebajikan

Sesuai dengan Fatwa DSN-MUI No. 123/DSN-MUI/XI/2018, Dana Kebajikan berasal dari Dana yang Tidak Boleh Diakui Sebagai Pendapatan (Dana TBDSP), di antaranya adalah sebagai berikut:

1. Transaksi tidak sesuai dengan prinsip syariah yang tidak dapat dihindarkan termasuk pendapatan bunga (riba).
2. Transaksi syariah yang tidak terpenuhi ketentuan dan batasannya (rukun dan/atau syaratnya).
3. Dana sanksi (denda) karena tidak memenuhi kewajiban sesuai kesepakatan.
4. Dana yang tidak diketahui pemiliknya, diketahui pemiliknya tetapi tidak ditemukan atau diketahui pemiliknya tetapi biaya pengembaliannya lebih besar dari jumlah dana tersebut.

ad. Segmen operasi

Segmen adalah bagian yang dapat dibedakan dari Bank yang terlibat baik dalam menyediakan produk tertentu (segmen usaha), maupun dalam menyediakan produk dalam lingkungan ekonomi tertentu (segmen geografis), yang memiliki risiko dan imbalan yang berbeda dengan segmen lainnya.

Pendapatan, beban, hasil, aset dan liabilitas segmen mencakup hal-hal yang dapat diatribusikan langsung kepada suatu segmen serta hal-hal yang dapat dialokasikan dengan dasar yang sesuai kepada segmen tersebut.

Bank menyajikan segmen operasi berdasarkan laporan internal yang disajikan kepada Direksi sebagai pengambil keputusan operasional dan keuangan.

Di tahun 2022, Bank menerapkan perubahan terhadap penyajian segmen operasi yang digunakan dalam laporan kinerja manajemen internal. Bank telah mengidentifikasi dan mengungkapkan informasi keuangan berdasarkan kegiatan bisnis utama (segmen usaha) yang terbagi atas kelompok *Corporate Banking, Commercial Banking,* Hubungan Kelembagaan, Ritel, dan *Treasury Banking* & Kantor Pusat.

***2. MATERIAL ACCOUNTING POLICIES** (continued)*

ac. Source of qardhul hasan funds

Based on Fatwa DSN-MUI No. 123/DSN-MUI/XI/2018, Qardhul Hasan Funds comes from Funds that are Prohibited to be Recognised as Revenue (TBDSP Funds), which include the following:

1. The transaction that is not accordance with sharia principle and cannot be avoided include interest revenue (riba).
2. The sharia transaction does not fulfill the terms and conditions (principle and/or requirement.
3. Penalty funds (fines) because of not fulfilling the obligation on initial contract.
4. Unknown funds, the owner is known but was not found or the owner is known but return cost is higher than the stated amount.

ad. Operating segment

A segment is a distinguishable component of the business unit that is engaged either in providing certain products (business segment), or in providing products within a particular economic environment (geographical segment), which is subject to risks and rewards that are different from those of other segments.

Segment revenue, expenses, results, assets and liabilities include items directly attributable to a segment as well as those that can be allocated on a reasonable basis to that segment.

The Bank presents operating segment based on the Bank's internal report that is presented to the Board of Directors as the chief operating decision maker.

In 2022, the Bank implements some changes in presentation of its operational segments for the internal management performance report. The Bank has identified and disclosed financial information based on main business (business segment) classified into Corporate Banking, Commercial Banking, Institutional Relation, Retail and Treasury Banking & Head Office.

3. PENGGUNAAN ESTIMASI DAN PERTIMBANGAN AKUNTANSI YANG PENTING

Beberapa estimasi dan asumsi dibuat dalam rangka penyusunan laporan keuangan dimana dibutuhkan pertimbangan manajemen dalam menentukan metodologi yang tepat untuk penilaian aset dan liabilitas.

Manajemen membuat estimasi dan asumsi yang berimplikasi pada pelaporan nilai aset dan liabilitas atas tahun keuangan satu tahun ke depan. Semua estimasi dan asumsi yang diharuskan oleh PSAK adalah estimasi terbaik yang didasarkan pada standar yang berlaku. Estimasi dan pertimbangan dievaluasi secara terus menerus dan berdasarkan pengalaman masa lalu dan faktor-faktor lain termasuk harapan atas kejadian yang akan datang.

Walaupun estimasi dan asumsi ini dibuat berdasarkan pengetahuan terbaik manajemen atas kejadian dan aktivitas saat ini, hasil yang timbul mungkin berbeda dengan estimasi dan asumsi semula.

Sumber utama ketidakpastian estimasi:

a. Cadangan kerugian penurunan nilai pada piutang, pinjaman *qardh*, dan pembiayaan

Bank menelaah kualitas aset pada setiap tanggal laporan posisi keuangan untuk menilai apakah penurunan nilai harus dicatat dalam laporan laba rugi dan penghasilan komprehensif lain. Dalam menentukan apakah penurunan nilai harus dibentuk dalam laporan laba rugi, Bank membuat estimasi penilaian apakah terdapat indikasi penurunan kualitas aset. Estimasi tersebut didasarkan pada asumsi dari sejumlah aset dan hasil akhirnya mungkin berbeda, yang mengakibatkan perubahan di masa mendatang atas cadangan penurunan nilai.

Kondisi spesifik *counterparty* yang mengalami penurunan nilai dalam pembentukan cadangan kerugian atas piutang, pinjaman *qardh*, dan pembiayaan dievaluasi secara individu berdasarkan estimasi terbaik manajemen atas nilai kini arus kas yang diharapkan akan diterima. Dalam mengestimasi arus kas tersebut, manajemen membuat pertimbangan tentang situasi keuangan *counterparty* dan/atau nilai realisasi bersih dari setiap agunan. Setiap aset yang mengalami penurunan nilai dinilai sesuai dengan manfaat yang ada, dan strategi penyelesaian serta estimasi arus kas yang diperkirakan dapat diterima.

3. USE OF CRITICAL ACCOUNTING ESTIMATES AND JUDGMENTS

Certain estimates and assumptions are made in the preparation of the financial statements and these require management judgment in determining the appropriate methodology for valuation of assets and liabilities.

Management makes estimates and assumptions that affect the reported amounts of assets and liabilities within the next financial year. All estimates and assumptions required in conformity with SFAS are best estimates undertaken in accordance with the applicable standard. Estimates and judgments are evaluated on a continuous basis and are based on past experiences and other factors, including expectations with regard to future events.

Although these estimates and assumptions are based on management's best knowledge of current events and activities, actual result may differ from those estimates and assumptions.

Key sources of estimation uncertainty:

a. Allowance for impairment losses on receivables, funds of qardh, and financing

The Bank examines the quality of assets at statements of financial position date to assess whether impairment should be recorded in the statements of profit or loss and other comprehensive income. In determining whether a provision for impairment losses should be recognised in the profit or loss, the Bank makes estimation of whether there is any indication of impairment in the asset quality. Such estimates are based on the assumption of a number of factors, and the end result may differ, resulting in future changes to allowance for impairment.

The specific condition of impaired counterparty in calculating allowances for impairment losses on receivables, funds of qardh, and financing is evaluated individually based on management's best estimate of the present value of the expected cash in flows. In estimating these cash flows, management makes judgments about the counterparty's financial situation and/or the net realisable value of any underlying collateral. Each impaired assets is assessed on its merits, the workout strategy and estimated recoverable cash flows.

3. PENGGUNAAN ESTIMASI DAN PERTIMBANGAN AKUNTANSI YANG PENTING (lanjutan)

a. Cadangan kerugian penurunan nilai pada piutang, pinjaman *qardh*, dan pembiayaan (lanjutan)

Perhitungan cadangan penurunan nilai kolektif meliputi kerugian pembiayaan yang melekat dalam portofolio piutang, pinjaman *qardh*, dan pembiayaan dengan karakteristik ekonomi yang sama ketika terdapat bukti objektif penurunan nilai, tetapi penurunan nilai secara individu belum dapat diidentifikasi. Dalam menilai kebutuhan untuk cadangan kolektif, manajemen mempertimbangkan faktor-faktor seperti kualitas piutang dan segmentasi. Guna membuat estimasi cadangan yang diperlukan, manajemen membuat asumsi untuk menentukan kerugian yang melekat, dan untuk menentukan parameter input yang diperlukan, berdasarkan pengalaman masa lalu dan kondisi ekonomi saat ini. Keakuratan penyisihan tergantung pada seberapa baik estimasi arus kas masa depan untuk cadangan *counterparty* tertentu dan asumsi model dan parameter yang digunakan dalam menentukan cadangan kolektif (Catatan 2d, 9, 10, 11, 12, 45a).

b. Kewajiban imbalan kerja karyawan

Nilai kini atas imbalan kerja karyawan tergantung dari banyaknya faktor yang dipertimbangkan oleh aktuaris berdasarkan beberapa asumsi. Perubahan atas asumsi-asumsi tersebut akan mempengaruhi *carrying amount* atas imbalan kerja karyawan.

Asumsi yang digunakan untuk menentukan biaya atau pendapatan untuk imbalan kerja mencakup tingkat diskonto dan kenaikan gaji di masa datang. Adanya perubahan pada asumsi ini akan mempengaruhi jumlah tercatat kewajiban imbalan kerja karyawan.

Bank menentukan tingkat diskonto yang tepat pada setiap periode pelaporan. Ini merupakan tingkat suku bunga yang digunakan untuk menentukan nilai kini atas arus kas masa depan yang diestimasi akan digunakan untuk membayar imbalan kerja. Dalam menentukan tingkat diskonto yang tepat, Bank mempertimbangkan tingkat suku bunga atas Obligasi Pemerintah yang mempunyai jatuh tempo yang menyerupai jangka waktu imbalan kerja karyawan.

Untuk tingkat kenaikan gaji masa datang, Bank mengumpulkan data historis mengenai perubahan gaji dasar pekerja dan menyesuaikannya dengan perencanaan bisnis masa datang.

Asumsi kunci liabilitas pensiun lainnya sebagian ditentukan berdasarkan kondisi pasar saat ini.

c. Perpajakan

Bank menentukan provisi perpajakan berdasarkan estimasi atas kemungkinan adanya tambahan beban pajak. Jika hasil akhir dari hal ini berbeda dengan jumlah yang dicatat semula, maka perbedaan tersebut akan berdampak terhadap laba rugi.

***3. USE OF CRITICAL ACCOUNTING ESTIMATES AND JUDGMENTS** (continued)*

***a. Allowance for impairment losses on receivables, funds of qardh, and financing** (continued)*

Collectively assessed impairment allowances cover financing losses inherent in portfolios of receivables, funds of qardh, and financing with similar economic characteristics when there is objective evidence of impairment, yet the individual impaired items cannot be identified. In assessing the need for collective allowances, management considers factors such as financing quality and product segmentation. In order to estimate the required allowance, assumptions are made to define the way inherent losses are modelled and to determine the required input parameters, based on historical experience and current economic conditions. The accuracy of the allowances depends on how well these estimate future cash flows for specific counterparty allowances and the model assumptions and parameters used in determining collective allowances (Note 2d, 9, 10, 11, 12, 45a).

b. Employee benefits liabilities

The present value of the employee benefit obligations depends on a number of factors that are determined on an actuarial basis using a number of assumptions. Any changes in these assumptions will impact the carrying amount of employee benefit obligations.

The assumptions used in determining the net cost or income for employee benefits include the discount rate and future salary increase. Any changes in these assumptions will have an impact on the carrying amount of employee benefits liabilities.

The Bank determines the appropriate discount rate at the reporting period. This is the interest rate that should be used to determine the present value of estimated future cash outflows expected to be required to settle the pension obligations. In determining the appropriate discount rate, the Bank considers the interest rates of Government Bonds that have terms to maturity approximating the terms of the related employee benefit liabilities.

For the rate of future salary increases, the Bank collects all historical data relating to changes in base salaries and adjusts it for future business plans.

Other key assumptions for pension obligations are partly based on current market conditions.

c. Taxation

The Bank provides for tax provision based on estimates whether the additional taxes will be due. Where the final tax outcome of these matters is different from the amounts that were initially recorded, such differences will impact the profit loss.

3. PENGGUNAAN ESTIMASI DAN PERTIMBANGAN AKUNTANSI YANG PENTING (lanjutan)

c. Perpajakan (lanjutan)

Aset pajak tangguhan diakui atas jumlah pajak penghasilan terpulihkan (*recoverable*) pada periode mendatang sebagai akibat perbedaan temporer yang boleh dikurangkan. Justifikasi manajemen diperlukan untuk menentukan jumlah aset pajak tangguhan yang dapat diakui, sesuai dengan waktu yang tepat dan tingkat laba fiskal di masa mendatang sejalan dengan strategi rencana perpajakan ke depan.

d. Revaluasi aset tetap

Revaluasi aset tetap Bank bergantung pada pemilihan asumsi yang digunakan oleh penilai independen dalam menghitung jumlah-jumlah tersebut. Asumsi tersebut termasuk antara lain: tingkat diskonto, nilai tukar, tingkat inflasi dan tingkat kenaikan pendapatan dan biaya. Bank berkeyakinan bahwa asumsi tersebut adalah wajar dan sesuai, perbedaan signifikan dalam asumsi yang ditetapkan Bank dapat mempengaruhi secara material nilai aset tetap yang direvaluasi.

e. Menentukan jangka waktu kontrak dengan opsi perpanjangan dan penghentian kontrak - Bank sebagai *lessee*

Bank menentukan jangka waktu sewa sebagai jangka waktu sewa yang tidak dapat dibatalkan, bersama dengan periode yang dicakup oleh opsi untuk memperpanjang masa sewa jika dipastikan akan dilaksanakan, atau periode apa pun yang dicakup oleh opsi untuk menghentikan sewa, jika cukup wajar untuk tidak dilakukan.

Bank memiliki beberapa kontrak sewa yang mencakup opsi perpanjangan dan penghentian jangka waktu sewa. Bank menerapkan penilaian dalam mengevaluasi apakah dapat dipastikan jika akan menggunakan opsi untuk memperpanjang atau menghentikan sewa. Hal tersebut dilakukan dengan mempertimbangkan seluruh fakta dan keadaan yang relevan yang memberikan insentif ekonomi untuk melakukan perpanjangan atau penghentian sewa. Setelah tanggal dimulainya, Bank menilai kembali masa sewa, jika terdapat peristiwa atau perubahan signifikan dalam keadaan yang berada dalam kendali dan mempengaruhi apakah *lessee* cukup pasti untuk mengeksekusi opsi memperpanjang atau menghentikan sewa.

f. Penyisihan kerugian aset nonproduktif

Bank menelaah potensi kerugian aset nonproduktif pada setiap tanggal pelaporan untuk menilai apakah terdapat penyisihan penurunan nilai yang harus dibentuk dalam laporan laba rugi dan penghasilan komprehensif lain. Dalam menentukan apakah penyisihan penurunan nilai harus dibentuk, Bank membuat estimasi penilaian apakah terdapat indikasi penurunan nilai dari aset nonproduktif. Estimasi tersebut didasarkan pada pertimbangan dari sejumlah faktor dan hasil akhirnya mungkin berbeda (Catatan 15).

***3. USE OF CRITICAL ACCOUNTING ESTIMATES AND JUDGMENTS** (continued)*

***c. Taxation** (continued)*

Deferred tax assets are recognised for the future recoverable taxable income arising from temporary difference. Management judgement is required to determine the amount of deferred tax assets that can be recognised, based upon the likely timing on level of future taxable profits together with future strategic planning.

d. Fixed asset revaluation

The Bank's fixed assets revaluation depends on its selection of certain assumptions used by the independent appraisal in calculating such amounts. Those assumptions include among others: discount rate, exchange rate, inflation rate and revenue and cost increase rate. The Bank believes that its assumptions are reasonable and appropriate and significant differences in the Bank's assumptions may materially affect the valuation of its fixed assets.

e. Determine the contract term with extension and contract termination options - the Bank as lessee

The Bank determines the lease term as non-cancellable term, together with the period covered by the option to extend the lease if it is determined to be exercised, or any period covered by the option to terminate the lease, if it is reasonably certain not to be exercised.

The Bank has several lease contracts that include extension and contract termination in the lease terms. The Bank applies its judgment in evaluating whether it is certain to exercise the option to extend or terminate the lease. This is done by considering all relevant facts and circumstances that provide economic incentives to extend or terminate the lease. After the commencement date, the Bank reassesses the lease term, if there is a significant event or change in circumstances which is under its control and affects whether the lessee is certain enough to exercise the option to extend or terminate the lease.

f. Allowance for impairment losses on non-earning assets

The Bank evaluates the potential loss of non-earning assets at each reporting date to assess whether provision for impairment losses should be recognised in the statements of profit or loss and other comprehensive income. In determining whether a provision for impairment losses should be recognised, the Bank makes estimate on whether there is any indication of impairment of non-earning assets. These estimates are based on consideration of a number of factors and the end results may be different (Note 15).

3. PENGGUNAAN ESTIMASI DAN PERTIMBANGAN AKUNTANSI YANG PENTING (lanjutan)

g. Perlakuan penjualan aset pembiayaan

Penjualan aset syariah berupa pembiayaan *musyarakah mutanaqishah* ("MMQ") griya dilakukan setelah memenuhi kondisi jual beli yang sesungguhnya (*al-bai' al-haqiqi*), yang ditandai dengan berpindahnya kepemilikan aset pembiayaan MMQ yang diperjualbelikan, tidak ada kewajiban Bank untuk membeli kembali aset pembiayaan dalam bentuk pembiayaan atau dalam bentuk instrumen investasi sekuritisasi efek beragun aset syariah surat partisipasi ("EBAS-SP").

Kontrak jual beli secara syariah harus dibuat dalam bentuk jelas dan final. Prinsip syariah mensyaratkan tidak boleh terdapat dua transaksi dalam satu kontrak. Sehingga Bank memperlakukan penjualan aset pembiayaan sebagai transaksi yang terpisah dari pembelian EBAS-SP kelas B.

Bank menerapkan kriteria jual beli sesungguhnya menggunakan PSAK 411, "Akuntansi *Wa'd*". Jual beli sesungguhnya ditandai dengan telah terjadi perpindahan dari Bank kepada penerbit atas:

a. hak dan kewajiban hukum aset syariah;
b. semua manfaat dan risiko dari aset syariah; dan
c. pengendalian atas aset syariah tersebut.

Sesuai dengan hal diatas, Bank menghentikan pengakuan pembiayaan MMQ secara menyeluruh (lihat Catatan 12g).

***3. USE OF CRITICAL ACCOUNTING ESTIMATES AND JUDGMENTS** (continued)*

g. Treatment of sales of financing assets

The sale of sharia assets in the form of musyarakah mutanaqishah ("MMQ") financing is carried out after fulfilling the actual conditions of sale and purchase (al-bai' al-haqiqi), which is marked by the transfer of ownership of the MMQ financing assets being traded, there is no obligation of the Bank to buy back the financing assets in the form of financing or in the form of sharia asset-backed securities securitization investment instrument participation letter ("EBAS-SP").

Sharia sale and purchase contracts must be made in a clear and final form. Sharia principles require that there cannot be two transactions in one contract. So the Bank treats the sale of financing assets as a separate transaction from the purchase of class B EBAS-SP.

The Bank applies true sale criteria using SFAS 411, "Accounting of Wa'd". The true sale is marked by a transfer from the Bank to the issuer of:

a) legal rights and obligations of sharia assets;
b) all risks and rewards from sharia assets; and
c) control over the sharia assets.

Accordingly, the Bank derecognised the MMQ financing at its entirety (see Note 12g).

4. KAS / ***4. CASH***

	2024	2023	
Rupiah	7,623,321	4,912,435	***Rupiah***
Mata uang asing			***Foreign currencies***
Riyal Arab Saudi	272,438	201,033	*Saudi Arabian Riyal*
Dolar Amerika Serikat	174,016	130,786	*United States Dollar*
Dolar Singapura	6,402	8,425	*Singapore Dollar*
Euro Eropa	3,020	2,242	*Europe Euro*
Dolar Australia	1,423	793	*Australian Dollar*
Yen Jepang	69	127	*Japanese Yen*
	8,080,689	5,255,841	

Pada tanggal 31 Desember 2024 dan 2023, saldo dalam mata uang Rupiah tersebut sudah termasuk uang pada mesin Anjungan Tunai Mandiri ("ATM") masing-masing sebesar Rp1.738.176 dan Rp804.958.

As at 31 December 2024 and 2023, the Rupiah balance includes cash in Automated Teller Machines ("ATM") amounting to Rp1,738,176 and Rp804,958, respectively.

4. KAS (lanjutan)

Bank telah mengasuransikan kas dalam kluis, kas dalam perjalanan dan kas pada mesin ATM untuk menutup kemungkinan kerugian terhadap risiko bencana alam, pencurian, dan risiko lainnya kepada PT Asuransi Askrida Syariah dan PT Asuransi Takaful Umum, keseluruhannya adalah pihak ketiga, PT Asuransi Tugu Pratama Indonesia Tbk., PT BRI Asuransi Indonesia Unit Syariah dan PT Asuransi Jasindo Syariah, keseluruhannya adalah pihak berelasi.

***4. CASH** (continued)*

The Bank has insured cash in vaults, cash in transit and cash in ATMs to cover possible losses against the risk of natural disasters, theft and other risks to PT Asuransi Askrida Syariah and PT Asuransi Takaful Umum, all are third parties, PT Asuransi Tugu Pratama Indonesia Tbk., PT BRI Asuransi Indonesia Unit Syariah and PT Asuransi Jasindo Syariah, all are related parties.

5. GIRO DAN PENEMPATAN PADA BANK INDONESIA / *5. CURRENT ACCOUNTS AND PLACEMENTS WITH BANK INDONESIA*

a. Berdasarkan mata uang / *a. By currency*

	2024	2023	
Rupiah	41,470,072	21,401,613	*Rupiah*
Dolar Amerika Serikat	8,496,207	11,039,165	*United States Dollar*
	49,966,279	32,440,778	

b. Berdasarkan jenis / *b. By type*

	2024	2023	
Rupiah			*Rupiah*
Giro pada Bank Indonesia	13,470,072	16,901,613	*Current accounts with Bank Indonesia*
Fasilitas Simpanan Bank Indonesia Syariah ("FASBIS")	28,000,000	4,500,000	*Bank Indonesia Sharia Certificates Facilities ("FASBIS")*
	41,470,072	21,401,613	
Dolar Amerika Serikat			*United States Dollar*
Deposito Berjangka Syariah Bank Indonesia	8,127,975	10,854,885	*Bank Indonesia Sharia Term Deposits*
Giro pada Bank Indonesia	368,232	184,280	*Current accounts with Bank Indonesia*
	8,496,207	11,039,165	
	49,966,279	32,440,778	

c. Berdasarkan jangka waktu / *c. By time period*

	2024	2023	
Rupiah			*Rupiah*
≤ 1 bulan	41,470,072	21,401,613	*≤ 1 month*
> 1 - ≤ 3 bulan	-	-	*> 1 - ≤ 3 months*
> 3 - ≤ 12 bulan	-	-	*> 3 - ≤ 12 months*
	41,470,072	21,401,613	
Dolar Amerika Serikat			*United States Dollar*
≤ 1 bulan	8,496,207	10,038,360	*≤ 1 month*
> 1 - ≤ 3 bulan	-	1,000,805	*> 1 - ≤ 3 months*
> 3 - ≤ 12 bulan	-	-	*> 3 - ≤ 12 months*
	8,496,207	11,039,165	
	49,966,279	32,440,778	

5. GIRO DAN PENEMPATAN PADA BANK INDONESIA (lanjutan)

5. CURRENT ACCOUNTS AND PLACEMENTS WITH BANK INDONESIA (continued)

d. Berdasarkan sisa umur jatuh tempo

d. By remaining period to maturity

	2024	2023	
Rupiah			*Rupiah*
≤ 1 bulan	41,470,072	21,401,613	*≤ 1 month*
> 1 - ≤ 3 bulan	-	-	*> 1 - ≤ 3 months*
> 3 - ≤ 12 bulan	-	-	*> 3 - ≤ 12 months*
	41,470,072	21,401,613	
Dolar Amerika Serikat			*United States Dollar*
≤ 1 bulan	8,496,207	10,269,315	*≤ 1 month*
> 1 - ≤ 3 bulan	-	769,850	*> 1 - ≤ 3 months*
	8,496,207	11,039,165	
	49,966,279	32,440,778	

e. Berdasarkan kolektibilitas

e. By collectibility

Kolektibilitas giro dan penempatan pada Bank Indonesia diungkapkan pada Catatan 54a.

The collectibility of current accounts and placements with Bank Indonesia is disclosed in Note 54a.

f. Rasio Giro Wajib Minimum ("GWM")

f. The Minimum Statutory Reserve Requirement ("GWM") Ratio

GWM Bank sesuai dengan Peraturan Bank Indonesia dan Peraturan Anggota Dewan Gubernur ("PADG") diungkapkan pada Catatan 54l.

GWM Bank in accordance with Bank Indonesia Regulation and Board of Governors Members Regulations ("PADG") is disclosed in Note 54l.

g. Kisaran tingkat bonus tahunan

g. The range of annual bonus rate

	2024	2023	
Fasilitas Simpanan			*Bank Indonesia*
Bank Indonesia Syariah ("FASBIS")	5.25% - 5.50%	5.00% - 5.25%	*Sharia Deposit Facilities ("FASBIS")*
Deposito Berjangka Syariah			*Bank Indonesia Sharia*
Bank Indonesia	4.35% - 5.58%	4.31% - 5.59%	*Term Deposit*

6. GIRO DAN PENEMPATAN PADA BANK LAIN

6. CURRENT ACCOUNTS AND PLACEMENTS WITH OTHER BANKS

a. Berdasarkan mata uang

a. By currency

	2024	2023	
Rupiah	2,700,430	639,257	***Rupiah***
Mata uang asing			***Foreign currencies***
Dolar Amerika Serikat	1,001,663	1,284,332	*United States Dollar*
Riyal Arab Saudi	79,938	365,480	*Saudi Arabian Riyal*
Dolar Singapura	34,578	10,468	*Singapore Dollar*
Euro Eropa	19,758	14,795	*Europe Euro*
Pound Sterling Inggris	6,576	2,073	*Great Britain Pound Sterling*
Dirham Uni Emirat Arab	7,011	2,113	*United Arab Emirates Dirham*
Dolar Australia	7,987	4,364	*Australian Dollar*
Yen Jepang	2,863	1,338	*Japanese Yen*
Yuan China	19,805	-	*Chinese Yuan*
Dolar Hong Kong	265	253	*Hong Kong Dollar*
	1,180,444	1,685,216	
Jumlah	3,880,874	2,324,473	*Total*
Cadangan kerugian penurunan nilai	(14,809)	(20,745)	*Allowance for impairment losses*
	3,866,065	2,303,728	

6. GIRO DAN PENEMPATAN PADA BANK LAIN (lanjutan)

6. CURRENT ACCOUNTS AND PLACEMENTS WITH OTHER BANKS *(continued)*

b. Berdasarkan hubungan

b. By relationship

	2024	2023	
Pihak ketiga			***Third parties***
Rupiah			***Rupiah***
Sertifikat Pengelolaan Dana Berdasarkan Prinsip Syariah Antarbank ("SIPA")	2,400,000	250,000	*Sharia Compliant Interbank Fund Management Certificate ("SIPA")*
Giro	193,933	317,627	*Current accounts*
	2,593,933	567,627	
Mata uang asing			***Foreign currencies***
Giro	1,158,392	1,651,606	*Current accounts*
	3,752,325	2,219,233	
Pihak berelasi (Catatan 44)			***Related parties (Note 44)***
Rupiah			***Rupiah***
Giro	106,498	71,630	*Current accounts*
Mata uang asing			***Foreign currencies***
Giro	22,051	33,610	*Current accounts*
	128,549	105,240	
Jumlah	3,880,874	2,324,473	*Total*
Cadangan kerugian penurunan nilai	(14,809)	(20,745)	*Allowance for impairment losses*
	3,866,065	2,303,728	

c. Berdasarkan kolektibilitas

Kolektibilitas giro dan penempatan pada bank lain diungkapkan pada Catatan 54b.

c. By collectibility

The collectibility of current accounts and placements with other banks is disclosed in Note 54b.

d. Berdasarkan jatuh tempo

Giro dan penempatan pada bank lain memiliki sisa umur jatuh tempo kurang dari 1 (satu) bulan.

d. By maturity

Current accounts and placements with other banks have remaining period to maturity of less than 1 (one) month.

e. Perubahan cadangan kerugian penurunan nilai giro dan penempatan pada bank lain

e. The movements of allowance for losses on current accounts and placements with other banks

	2024	2023	
Saldo awal	20,745	15,575	*Beginning balance*
(Pembalikan)/pembentukan selama tahun berjalan (Catatan 39)	(6,999)	4,628	*(Reversal)/provision during the year (Note 39)*
Selisih kurs	1,063	542	*Exchange rate difference*
Saldo akhir	14,809	20,745	*Ending balance*

Manajemen berpendapat bahwa jumlah penyisihan kerugian giro pada bank lain adalah cukup untuk menutup kerugian akibat tidak tertagihnya giro pada bank lain.

Management believes that the allowance for impairment losses is adequate to cover losses from uncollectible current accounts with other banks.

Pada tanggal 31 Desember 2024 dan 2023, tidak terdapat giro dan penempatan pada bank lain yang dijadikan jaminan.

As at 31 December 2024 and 2023, no current accounts and placements with other bank are pledged as collaterals.

Seluruh pendapatan yang diterima dari giro pada bank nonsyariah dicatat sebagai dana kebajikan (Catatan 23).

All income received from current accounts with non-sharia banks are recorded as qardhul hasan funds (Note 23).

7. INVESTASI PADA SURAT BERHARGA / *7. INVESTMENTS IN MARKETABLE SECURITIES*

a. Berdasarkan jenis dan mata uang / *a. By type and currency*

	31 Desember/*December* 2024		31 Desember/*December* 2023		
	Nilai nominal/ *Nominal value*	Nilai tercatat/ *Carrying value*	Nilai nominal/ *Nominal value*	Nilai tercatat/ *Carrying value*	
Nilai wajar melalui laba rugi					***Fair value through profit or loss***
Rupiah					***Rupiah***
Surat Berharga Syariah Negara ("SBSN")	2,320,383	2,300,433	1,835,552	1,847,602	*Government Islamic Securities ("SBSN")*
Surat Perbendaharaan Negara Syariah ("SPNS")	2,006,619	1,962,324	895,000	878,000	*Sharia State Treasury Certificate ("SPNS")*
Sukuk Bank Indonesia	2,000,000	2,028,369	1,724,704	1,724,704	*Sukuk Bank Indonesia*
Reksa dana	-	-	400,000	405,089	*Mutual funds*
Efek Beragun Aset Syariah - Surat Partisipasi ("EBAS - SP") (Catatan 7g dan 12g7)	27,301	29,476	27,301	31,787	*Sharia Asset Backed Securities - Letter of Participation ("EBAS - SP") (Note 7g and 12g7)*
	6,354,303	6,320,602	4,882,557	4,887,182	
Mata uang asing					***Foreign currencies***
Surat Berharga Syariah Negara ("SBSN")	46,466	46,181	6,728	6,702	*Government Islamic Securities ("SBSN")*
Total nilai wajar melalui laba rugi	6,400,769	6,366,783	4,889,285	4,893,884	***Total fair value through profit or loss***
Nilai wajar melalui penghasilan komprehensif lain					***Fair value through other comprehensive income***
Rupiah					***Rupiah***
Surat Berharga Syariah Negara ("SBSN")	10,455,701	10,251,000	7,119,539	7,087,426	*Government Islamic Securities ("SBSN")*
Sukuk Bank Indonesia	11,184,698	11,184,698	20,693,578	20,744,693	*Sukuk Bank Indonesia*
Reksa dana	2,500,000	2,543,914	1,200,000	1,219,721	*Mutual funds*
Sukuk korporasi	-	-	120,000	120,890	*Corporate sukuk*
	24,140,399	23,979,612	29,133,117	29,172,730	
Mata uang asing					***Foreign currencies***
Sukuk Bank Indonesia	8,127,975	8,127,975	1,539,700	1,544,442	*Sukuk Bank Indonesia*
Surat Berharga Syariah Negara ("SBSN")	273,615	261,066	-	-	Government Islamic Securities *("SBSN")*
	8,401,590	8,389,041	1,539,700	1,544,442	
Total nilai wajar melalui penghasilan komprehensif lain	32,541,989	32,368,653	30,672,817	30,717,172	***Total fair value through other comprehensive income***
Biaya perolehan diamortisasi					***Amortised cost***
Rupiah					***Rupiah***
Surat Berharga Syariah Negara ("SBSN")	22,078,936	22,127,374	33,952,697	34,092,672	*Government Islamic Securities ("SBSN")*
Sukuk korporasi	638,800	638,800	947,800	947,800	*Corporate sukuk*
Wesel ekspor	309,746	309,746	200,858	200,858	*Export bills*
	23,027,482	23,075,920	35,101,355	35,241,330	
Mata uang asing					***Foreign currencies***
Surat Berharga Syariah Negara ("SBSN")	431,346	433,580	443,434	449,140	*Government Islamic Securities ("SBSN")*
Wesel ekspor	6,870	6,870	-	-	*Export bills*
	438,216	440,450	443,434	449,140	
Total biaya perolehan diamortisasi	23,465,698	23,516,370	35,544,789	35,690,470	***Total amortised cost***
Total investasi pada surat berharga		62,251,806		71,301,526	***Total investments in marketable securities***
Cadangan kerugian penurunan nilai		(35,288)		(132,506)	*Allowance for impairment losses*
Bersih		62,216,518		71,169,020	*Net*

7. INVESTASI PADA SURAT BERHARGA (lanjutan)

7. INVESTMENTS IN MARKETABLE SECURITIES (continued)

b. Berdasarkan penerbit

b. By issuer

Penerbit/*Issuer*	Tingkat bagi hasil per tahun (%)/ *Annual revenue sharing rate (%)*	Peringkat/ *Rating* 31 Desember/ *December* 2024	Peringkat/ *Rating* 31 Desember/ *December* 2023	Nilai tercatat/ *Carrying value* 31 Desember/ *December* 2024	Nilai tercatat/ *Carrying value* 31 Desember/ *December* 2023
Diukur pada nilai wajar melalui laba rugi/ *Measured at fair value through profit or loss*					
Rupiah					
Bank Indonesia	7.05	-	-	2,028,369	1,724,704
Pemerintah/*Government*					
Seri SBSN PBS003	6.00	-	-	698,031	86,795
Seri SBSN PBS004	6.10	-	-	10,863	8,846
Seri SBSN PBS005	6.75	-	-	17,620	108,737
Seri SBSN PBS007	9.00	-	-	3,247	4,509
Seri SBSN PBS012	8.88	-	-	126,050	38,939
Seri SBSN PBS015	8.00	-	-	1,969	66,406
Seri SBSN PBS017	6.13	-	-	278,412	109,087
Seri SBSN PBS021	8.50	-	-	52	1,660
Seri SBSN PBS022	8.63	-	-	380	9,406
Seri SBSN PBS023	8.13	-	-	-	6,505
Seri SBSN PBS025	8.38	-	-	46,761	41,404
Seri SBSN PBS026	6.63	-	-	-	56,604
Seri SBSN PBS028	7.75	-	-	9,558	112,525
Seri SBSN PBS029	6.38	-	-	232	90,476
Seri SBSN PBS030	5.88	-	-	128,505	1,149
Seri SBSN PBS031	4.00	-	-	-	435,305
Seri SBSN PBS032	4.88	-	-	328,337	22,464
Seri SBSN PBS033	6.75	-	-	29,124	22,770
Seri SBSN PBS034	6.50	-	-	964	43,684
Seri SBSN PBS036	5.38	-	-	449,735	156,924
Seri SBSN PBS037	6.88	-	-	2,780	52,694
Seri SBSN PBS038	6.88	-	-	3,235	27,814
Seri SBSN SR014	5.47	-	-	-	223,102
Seri SBSN SR015	5.10	-	-	-	71,150
Seri SBSN SR016	4.95	-	-	19,716	22,503
Seri SBSN SR017	5.90	-	-	23,254	2,342
Seri SBSN SR018T3	6.25	-	-	33,789	21,230
Seri SBSN SR018T5	6.40	-	-	18,597	2,572
Seri SBSN SR019T3	5.59	-	-	18,402	-
Seri SBSN SR019T5	6.10	-	-	13,679	-
Seri SBSN SR020T3	6.30	-	-	19,111	-
Seri SBSN SR020T5	6.40	-	-	12,661	-
Seri SBSN SR021T3	6.35	-	-	4,996	-
Seri SBSN SR021T5	6.45	-	-	373	-
SPN-S 01042025TRD	-	-	-	165,654	-
SPN-S 01092025TRD	-	-	-	138,603	-
SPN-S 02022025TRD	-	-	-	323,005	-
SPN-S 03032025TRD	-	-	-	469,597	-
SPN S 04082025TRD	-	-	-	75,910	-
SPN-S 07052024TRD	-	-	-	309,093	410,755
SPN-S 09042024TRD	-	-	-	160,206	417,645
SPN-S 14022024TRD	-	-	-	-	49,600
SPN-S 29052025TRD	-	-	-	320,256	-
Korporasi/*Corporation*					
EBAS - SP	-	-	-	29,476	31,787
Reksa Dana PT Bahana TCW Investment Management	-	-	-	-	254,418
Reksa Dana PT Trimegah Syariah	-	-	-	-	150,671
				6,320,602	4,887,182
Dolar Amerika Serikat/*United States Dollar*					
Pemerintah/*Government*					
Seri INDOIS25TRD	2.30	-	-	1,621	-
Seri INDOIS27TRD	4.40	-	-	13,096	6,702
Seri SNI25TRD	4.30	-	-	31,464	-
				46,181	6,702
				6,366,783	4,893,884
Diukur pada nilai wajar melalui penghasilan komprehensif lain/ *Measured at fair value through other comprehensive income*					
Rupiah					
Bank Indonesia	6.93	-	-	11,184,698	20,744,693
Korporasi/*Corporation*					
Reksa Dana PT Eastspring Investment Indonesia	-	-	-	717,281	256,717
Reksa Dana PT Bahana TCW Investment Management	-	-	-	512,750	508,975
Reksa Dana PT Trimegah Sekuritas Indonesia	-	-	-	355,415	252,845
Reksa Dana PT BNP Paribas Asset Management	-	-	-	203,855	201,184
Reksa Dana PT Manulife Syariah Proteksi Utama	-	-	-	200,938	-
Reksa Dana PT Batavia Proteksi Syariah	-	-	-	351,601	-
RDST Syailendra Capital Protected Syariah 4	-	-	-	202,074	-
Sukuk CIMB Niaga Tahun 2023 Seri A	6.25	-	AA+(idn)sy	-	19,981
SMDR 2023 SERI B	9.45	-	idA+(sy)	-	100,908
Pemerintah/*Government*					
Seri SBSN PBSG001	6.63	-	-	573,996	376,008
Seri SBSN PBS003	6.00	-	-	1,041,777	827,094
Seri SBSN PBS004	6.10	-	-	1,501,152	-
Seri SBSN PBS012	8.88	-	-	366,579	370,150
Seri SBSN PBS029	6.38	-	-	999,665	515,711
Seri SBSN PBS030	5.88	-	-	1,619,080	594,982
Seri SBSN PBS031	4.00	-	-	-	965,562
Seri SBSN PBS032	4.88	-	-	1,636,720	973,873
Seri SBSN PBS036	5.38	-	-	598,793	594,430
Seri SBSN PBS037	6.88	-	-	1,913,238	1,869,617
				23,979,612	29,172,730

7. INVESTASI PADA SURAT BERHARGA (lanjutan) / *7. INVESTMENTS IN MARKETABLE SECURITIES (continued)*

b. Berdasarkan penerbit (lanjutan) / *b. By issuer (continued)*

Penerbit/*Issuer*	Tingkat bagi hasil per tahun (%)/ *Annual revenue sharing rate (%)*	Peringkat/ *Rating* 31 Desember/ *December* 2024	Peringkat/ *Rating* 31 Desember/ *December* 2023	Nilai tercatat/ *Carrying value* 31 Desember/ *December* 2024	Nilai tercatat/ *Carrying value* 31 Desember/ *December* 2023
Diukur pada nilai wajar melalui penghasilan komprehensif lain (lanjutan)/ ***Measured at fair value through other comprehensive income*** *(continued)*					
Dolar Amerika Serikat/*United States Dollar*					
Seri SNI0630AFS	2.80	-	-	71,410	-
Seri SNI0229AFS	4.45	-	-	94,236	-
Seri SNI0729AFS	5.10	-	-	64,314	-
Seri SNI0632AFS	4.70	-	-	31,106	-
Bank Indonesia	4.78	-	-	8,127,975	1,544,442
				8,389,041	1,544,442
				32,368,653	30,717,172
Diukur pada biaya perolehan diamortisasi/ *Measured at amortised cost*					
Rupiah					
Korporasi/*Corporation*					
BPD Kalsel 2022	8.00	A(idn)sy	A(idn)sy	35,000	35,000
CIMB Niaga Tahun 2023 Seri B	7.15	AA+(idn)sy	AA+(idn)sy	45,000	45,000
Inka Tahun Tahun 2020	10.59	-	idBBB+(sy)	-	75,000
ISAT Tahap I 2022	7.00	idAAA(sy)	idAAA(sy)	213,800	213,800
MPI Tahap I 22 Seri A	9.00	idA(sy)	idA(sy)	150,000	150,000
PTPN III Tahun 2018	11.25	-	idBBB+(sy)	-	85,000
PT Global Mediacom Tbk Tahun 2022	10.00	-	idA+(sy)	-	50,000
PT Wijaya Karya Tahap I Tahun 2020 Seri A	8.60	-	idCCC(sy)	-	99,000
PT XL Axiata I Tahun 2022 Seri A	6.75	AAA(idn)sy	AAA(idn)sy	195,000	195,000
Pemerintah/*Government*					
Seri SBSN IFR0006	10.25	-	-	49,533	50,407
Seri SBSN IFR0010	10.00	-	-	98,377	99,774
Seri SBSN PBS003	6.00	-	-	1,921,650	1,923,235
Seri SBSN PBS004	6.10	-	-	712,393	710,589
Seri SBSN PBS005	6.75	-	-	156,743	156,558
Seri SBSN PBS012	8.88	-	-	166,538	168,951
Seri SBSN PBS017	6.13	-	-	7,590,093	7,619,962
Seri SBSN PBS021	8.50	-	-	105,663	108,697
Seri SBSN PBS026	6.63	-	-	-	7,859,178
Seri SBSN PBS030	5.88	-	-	3,353,999	3,356,547
Seri SBSN PBS031	4.00	-	-	-	3,067,898
Seri SBSN PBS032	4.88	-	-	6,625,521	6,623,442
Seri SBSN PBS036	5.38	-	-	298,577	296,272
Seri SBSN PBSG001	6.63	-	-	998,421	998,529
Seri SBSN SR014	5.47	-	-	-	501,295
Seri SBSN SR015	5.10	-	-	-	502,193
Seri SBSN SR016	4.95	-	-	49,866	49,145
Wesel ekspor/*Export bills*	6.04	-	-	309,746	200,858
				23,075,920	35,241,330
Dolar Amerika Serikat/*United States Dollar*					
Pemerintah/*Government*					
Seri INDOIS24	4.35	-	-	-	157,283
Seri INDOIS25	4.33	-	-	61,861	60,845
Seri INDOIS25 *NEW*	2.30	-	-	80,494	77,042
Seri INDOIS27	4.40	-	-	241,688	153,970
Seri INDOIS29	5.10	-	-	49,537	-
Wesel Ekspor/*Export bills*	4.70	-	-	6,870	-
				440,450	449,140
				23,516,370	35,690,470
				62,251,806	71,301,526
Cadangan kerugian penurunan nilai/ *Allowance for impairment losses*				(35,288)	(132,506)
				62,216,518	71,169,020

Jumlah nominal atas INDOIS25, INDOIS25 *NEW*, INDOIS25TRD, INDOIS27, INDOIS27TRD, INDOIS29, SNI25TRD dan SUVBI dalam mata uang Dolar Amerika Serikat pada tanggal 31 Desember 2024 adalah sebesar USD551.028.356 (nilai penuh).

The nominal amount of INDOIS25, INDOIS25 NEW, INDOIS25TRD, INDOIS27, INDOIS27TRD, INDOIS29, SNI25TRD and SUVBI which is denominated in United States Dollar as at 31 December 2024 amounted to USD551,028,356 (full amount).

Jumlah nominal atas INDOIS24, INDOIS25, INDOIS25 *NEW,* INDOIS27, INDOIS27TRD, dan SUVBI dalam mata uang Dolar Amerika Serikat pada tanggal 31 Desember 2023 adalah sebesar USD129.913.931 (nilai penuh).

The nominal amount of INDOIS24, INDOIS25, INDOIS25 NEW, INDOIS27, INDOIS27TRD, and SUVBI which is denominated in United States Dollar as at 31 December 2023 amounted to USD129,913,931 (full amount).

7. INVESTASI PADA SURAT BERHARGA (lanjutan)

b. Berdasarkan penerbit (lanjutan)

Bank mengakui (kerugian)/keuntungan yang belum direalisasi dari perubahan nilai wajar surat berharga yang diklasifikasikan "Diukur pada nilai wajar melalui pendapatan komprehensif lain" untuk tahun yang berakhir 31 Desember 2024 dan 2023 masing-masing sebesar Rp(92.116) dan Rp61.631 yang disajikan di laporan laba rugi dan penghasilan komprehensif lain.

7. INVESTMENTS IN MARKETABLE SECURITIES *(continued)*

b. By issuer *(continued)*

The Bank recognised unrealised (loss)/gain on changes in the value of marketable securities classified as "Measured at fair value through other comprehensive income" for the year ended 31 December 2024 and 2023 amounting to Rp(92,116) and Rp61,631, respectively, which are recorded in the statements of profit or loss and other comprehensive income.

c. Berdasarkan jangka waktu / ***c. By period***

	2024	2023	
≤ 1 tahun	19,175,310	24,005,262	*≤ 1 year*
> 1 - ≤ 3 tahun	4,724,828	1,734,919	*> 1 - ≤ 3 years*
> 3 - ≤ 5 tahun	4,418,800	8,694,459	*> 3 - ≤ 5 years*
> 5 tahun	33,932,868	36,866,886	*> 5 years*
	62,251,806	71,301,526	
Cadangan kerugian penurunan nilai	(35,288)	(132,506)	*Allowance for impairment losses*
	62,216,518	71,169,020	

d. Berdasarkan sisa umur jatuh tempo / ***d. By remaining period to maturity***

	2024	2023	
≤ 1 bulan	4,906,360	17,162,511	*≤ 1 month*
> 1 - ≤ 3 bulan	10,427,000	3,050,078	*> 1 - ≤ 3 months*
> 3 - ≤ 12 bulan	18,568,165	19,328,749	*> 3 - ≤ 12 months*
> 1 tahun	28,350,281	31,760,188	*> 1 year*
	62,251,806	71,301,526	
Cadangan kerugian penurunan nilai	(35,288)	(132,506)	*Allowance for impairment losses*
	62,216,518	71,169,020	

e. Berdasarkan hubungan / ***e. By relationship***

	2024	2023	
Pihak ketiga			*Third parties*
Rupiah	15,999,324	24,193,570	*Rupiah*
Mata uang asing	8,134,845	1,544,443	*Foreign currencies*
	24,134,169	25,738,013	
Pihak berelasi (Catatan 44)			*Related parties (Note 44)*
Rupiah	37,376,811	45,107,671	*Rupiah*
Mata uang asing	740,826	455,842	*Foreign currencies*
	38,117,637	45,563,513	
	62,251,806	71,301,526	
Cadangan kerugian penurunan nilai	(35,288)	(132,506)	*Allowance for impairment losses*
	62,216,518	71,169,020	

f. Berdasarkan kolektibilitas / ***f. By collectibility***

Kolektibilitas investasi pada surat berharga diungkapkan pada Catatan 54c.

The collectibility of investments in marketable securities is disclosed in Note 54c.

7. INVESTASI PADA SURAT BERHARGA (lanjutan)

7. INVESTMENTS IN MARKETABLE SECURITIES *(continued)*

g. Informasi penting lainnya

g. Other significant information

Bank melakukan penilaian atas penurunan nilai investasi surat berharga secara individual dengan adanya bukti objektif penurunan nilai.

The Bank assessed the impairment on investments in marketable securities individually based on whether an objective evidence of impairment exists.

Manajemen berpendapat bahwa jumlah cadangan kerugian penurunan nilai di atas telah memadai.

Management believes that the allowance for impairment losses stated above is adequate.

Pada tanggal 31 Desember 2024, Sukuk Pemerintah dengan jumlah nominal sebesar Rp19.800.000 (2023: Rp12.500.000) dijaminkan untuk fasilitas liabilitas kepada Bank Indonesia (Catatan 21).

As of 31 December 2024, Government Bonds with total nominal amount of Rp19,800,000 (2023: Rp12,500,000) are being pledged as collateral for the facilities of liabilities to Bank Indonesia (Note 21).

Perubahan cadangan kerugian penurunan nilai investasi pada surat berharga adalah sebagai berikut:

The movements of allowance for losses on investments in marketable securities are as follows:

	2024	2023	
Saldo awal	132,506	10,634	*Beginning balance*
(Pembalikan)/pembentukan tahun berjalan (Catatan 39)	(97,218)	121,872	*(Reversal)/provision during the year (Note 39)*
Saldo akhir	35,288	132,506	*Ending balance*

Berikut adalah perubahan nilai tercatat dan cadangan kerugian penurunan nilai efek-efek dengan klasifikasi nilai wajar melalui penghasilan komprehensif lain.

The following are changes in the carrying value and allowance for impairment losses of securities classified as fair value through other comprehensive income.

	2024		2023		
	Nilai tercatat/ *Carrying value*	Cadangan kerugian penurunan nilai/*Allowance for impairment losses*	Nilai tercatat/ *Carrying value*	Cadangan kerugian penurunan nilai/*Allowance for impairment losses*	
Saldo awal tahun	30,717,172	13,406	3,051,045	-	*Beginning balance*
Efek-efek yang baru dibeli	92,827,061	15,743	60,357,389	13,406	*Newly purchased marketable securities*
Efek-efek yang jatuh tempo atau dijual	(91,024,256)	(3,776)	(32,770,121)	-	*Matured or sold marketable securities*
Amortisasi premium dan diskonto	(59,208)	-	17,228	-	*Amortisation of premium and discount*
Perubahan nilai wajar	(92,116)	66	61,631	-	*Changes in fair values*
	32,368,653	25,439	30,717,172	13,406	

Bank membeli investasi EBAS-SP kelas B pada bulan Juni 2023. EBAS-SP kelas B merupakan investasi kelas junior yang bersifat subordinasi dari EBAS-SP kelas A. Pembayaran imbal hasil kelas B akan dibayarkan setiap kuartal ketika imbal hasil kelas A telah terbayar. Pembayaran pokok kelas B akan dibayarkan ketika pokok kelas A telah terbayar penuh (ekspektasi di 2032).

The Bank purchased the EBAS-SP class B investment in June 2023. EBAS-SP class B is a junior class investment which is subordinate to EBAS-SP class A. Payment of class B profit sharing will be paid on quarterly basis when the class A profit sharing portion has been paid. Payment of class B principal will be paid only after all principal of class A are paid in full (expected in 2032).

8. TAGIHAN DAN LIABILITAS AKSEPTASI / *8. ACCEPTANCE RECEIVABLES AND LIABILITIES*

a. Berdasarkan jenis dan mata uang / *a. By type and currency*

	2024	2023	
Rupiah			*Rupiah*
Pihak ketiga			*Third parties*
L/C Impor dan Surat Kredit Berdokumen Dalam Negeri ("SKBDN")	4,630	223,571	*Import L/C and Local Letter of Credit ("SKBDN")*
L/C Ekspor dan Surat Kredit Berdokumen Dalam Negeri ("SKBDN")	8,064	20,503	*Export L/C and Local Letter of Credit ("SKBDN")*
	12,694	244,074	
Rupiah			*Rupiah*
Pihak berelasi (Catatan 44)			*Related parties (Note 44)*
L/C Impor dan Surat Kredit Berdokumen Dalam Negeri ("SKBDN")	130,019	124,856	*Import L/C and Local Letter of Credit ("SKBDN")*
L/C Ekspor dan Surat Kredit Berdokumen Dalam Negeri ("SKBDN")	42,432	62,298	*Export L/C and Local Letter of Credit ("SKBDN")*
	172,451	187,154	
	185,145	431,228	
Cadangan kerugian penurunan nilai	(1,851)	(4,312)	*Allowance for impairment losses*
	183,294	426,916	

b. Berdasarkan kolektibilitas / *b. By collectibility*

Kolektibilitas tagihan akseptasi diungkapkan pada Catatan 54d.

The collectibility of acceptance reveivables is disclosed in Note 54d.

c. Berdasarkan sisa umur jatuh tempo / *c. By remaining period to maturity*

	2024	2023	
≤ 1 bulan	30,721	289,490	*≤ 1 month*
> 1 - ≤ 3 bulan	66,362	68,657	*> 1 - ≤ 3 months*
> 3 - ≤ 12 bulan	88,062	73,081	*> 3 - ≤ 12 months*
	185,145	431,228	
Cadangan kerugian penurunan nilai	(1,851)	(4,312)	*Allowance for impairment losses*
	183,294	426,916	

d. Perubahan cadangan kerugian penurunan nilai tagihan dan liabilitas akseptasi / *d. The movements of allowance for losses on acceptance receivables and liabilities*

	2024	2023	
Saldo awal	4,312	4,814	*Beginning balance*
Pembalikan selama tahun berjalan (Catatan 39)	(2,457)	(374)	*Reversal during the year (Note 39)*
Selisih kurs	(4)	(128)	*Exchange rate difference*
Saldo akhir	1,851	4,312	*Ending balance*

Manajemen berpendapat bahwa penyisihan kerugian yang dibentuk adalah cukup untuk menutup kerugian akibat tidak tertagihnya tagihan akseptasi.

Management believes that the allowance for impairment losses is adequate to cover losses from uncollectible acceptance receivables.

9. PIUTANG / *9. RECEIVABLES*

a. Berdasarkan mata uang, jenis, dan kolektibilitas / *a. By currency, type and collectibility*

	2024	2023	
Rupiah			***Rupiah***
Piutang *murabahah*			*Murabahah receivables*
Lancar	138,808,664	131,312,555	*Current*
Dalam perhatian khusus	2,156,308	2,168,075	*Special mention*
Kurang lancar	885,705	845,358	*Substandard*
Diragukan	545,922	679,468	*Doubtful*
Macet	1,875,935	1,415,388	*Loss*
	144,272,534	136,420,844	
Mata uang asing			***Foreign currencies***
Piutang *murabahah*			*Murabahah receivables*
Lancar	-	82,252	*Current*
Dalam perhatian khusus	-	-	*Special mention*
Kurang lancar	-	-	*Substandard*
Diragukan	-	-	*Doubtful*
Macet	-	-	*Loss*
	-	82,252	
	144,272,534	136,503,096	
Cadangan kerugian penurunan nilai	(4,246,909)	(4,348,133)	*Allowance for impairment losses*
Bersih	140,025,625	132,154,963	*Net*
Rupiah			***Rupiah***
Piutang *istishna*			*Istishna receivables*
Lancar	11	29	*Current*
Dalam perhatian khusus	-	-	*Special mention*
Kurang lancar	-	-	*Substandard*
Diragukan	-	-	*Doubtful*
Macet	-	1	*Loss*
	11	30	
Cadangan kerugian penurunan nilai	-	(2)	*Allowance for impairment losses*
Bersih	11	28	*Net*
Rupiah			***Rupiah***
Piutang *ijarah*			*Ijarah receivables*
Ijarah atas aset			*Ijarah of assets*
Lancar	-	-	*Current*
Dalam perhatian khusus	229	423	*Special mention*
Kurang lancar	259	555	*Substandard*
Diragukan	359	927	*Doubtful*
Macet	15,095	9,175	*Loss*
	15,942	11,080	
Ijarah multijasa			*Multi-services ijarah*
Lancar	168,722	202,589	*Current*
Dalam perhatian khusus	1,991	2,397	*Special mention*
Kurang lancar	209	590	*Substandard*
Diragukan	573	974	*Doubtful*
Macet	924	770	*Loss*
	172,419	207,320	
	188,361	218,400	
Cadangan kerugian penurunan nilai	(18,460)	(13,233)	*Allowance for impairment losses*
Bersih	169,901	205,167	*Net*
	140,195,537	132,360,158	

9. PIUTANG (lanjutan) / *9. RECEIVABLES (continued)*

b. Berdasarkan mata uang, sektor ekonomi, dan kolektibilitas / *b. By currency, economic sector and collectibility*

	31 Desember/*December* 2024						
	Lancar/ *Current*	Perhatian khusus/*Special mention*	Kurang lancar/ *Substandard*	Diragukan/ *Doubtful*	Macet/ *Loss*	Jumlah/ *Total*	
Rupiah							***Rupiah***
Industri	2,027,607	39,430	21,455	13,489	568,938	2,670,919	*Manufacturing*
Jasa usaha	6,048,680	82,420	62,892	23,524	61,124	6,278,640	*Business services*
Konstruksi	253,772	31,504	3,749	1,676	11,955	302,656	*Construction*
Konsumer	103,296,742	1,622,280	564,069	374,330	910,087	106,767,508	*Consumer*
Listrik, gas dan air	33,256	778	140	60	12,715	46,949	*Electricity, gas and water*
Pengangkutan	810,491	21,702	6,963	1,476	16,354	856,986	*Transportation*
Perdagangan	14,693,042	289,257	186,436	94,645	163,665	15,427,045	*Trading*
Pertambangan	280,825	63	356	-	1,379	282,623	*Mining*
Pertanian	10,965,834	69,923	39,598	37,058	144,647	11,257,060	*Agriculture*
Sosial/59asyarakat	120,810	1,171	515	596	150	123,242	*Social/public*
Lainnya	446,338	-	-	-	940	447,278	*Others*
Jumlah piutang	138,977,397	2,158,528	886,173	546,854	1,891,954	144,460,906	*Total receivables*
Cadangan kerugian penurunan nilai	(1,721,993)	(290,167)	(299,464)	(220,601)	(1,733,144)	(4,265,369)	*Allowance for impairment losses*
Bersih	137,255,404	1,868,361	586,709	326,253	158,810	140,195,537	*Net*

	31 Desember/*December* 2023						
	Lancar/ *Current*	Perhatian khusus/*Special mention*	Kurang lancar/ *Substandard*	Diragukan/ *Doubtful*	Macet/ *Loss*	Jumlah/ *Total*	
Rupiah							***Rupiah***
Industri	1,979,239	39,391	26,552	14,954	566,449	2,626,585	*Manufacturing*
Jasa usaha	5,411,312	86,857	46,951	33,821	42,574	5,621,515	*Business services*
Konstruksi	255,647	43,352	5,848	7,037	7,414	319,298	*Construction*
Konsumer	100,850,518	1,538,848	553,139	436,045	576,003	103,954,553	*Consumer*
Listrik, gas dan air	50,864	792	1,129	269	3,214	56,268	*Electricity, gas and water*
Pengangkutan	747,248	20,523	4,763	5,553	5,274	783,361	*Transportation*
Perdagangan	12,264,130	277,925	170,810	137,814	120,332	12,971,011	*Trading*
Pertambangan	184,123	3,379	326	340	777	188,945	*Mining*
Pertanian	9,022,610	159,384	36,732	45,412	102,164	9,366,302	*Agriculture*
Sosial/59asyarakat	93,644	402	253	124	193	94,616	*Social/public*
Lainnya	655,838	42	-	-	940	656,820	*Others*
	131,515,173	2,170,895	846,503	681,369	1,425,334	136,639,274	
Mata uang asing							***Foreign currency***
Pengangkutan	82,252	-	-	-	-	82,252	*Transportation*
	82,252	-	-	-	-	82,252	
Jumlah piutang	131,597,425	2,170,895	846,503	681,369	1,425,334	136,721,526	*Total receivables*
Cadangan kerugian penurunan nilai	(2,008,862)	(326,784)	(342,221)	(349,871)	(1,333,630)	(4,361,368)	*Allowance for impairment losses*
Bersih	129,588,563	1,844,111	504,282	331,498	91,704	132,360,158	*Net*

c. Berdasarkan jangka waktu / *c. By period*

	2024	2023	
Rupiah			***Rupiah***
≤ 1 tahun	508,513	219,096	*≤ 1 year*
> 1 - ≤ 2 tahun	2,030,673	1,137,206	*> 1 - ≤ 2 years*
> 2 - ≤ 5 tahun	25,958,450	20,590,042	*> 2 - ≤ 5 years*
> 5 tahun	115,963,270	114,692,930	*> 5 years*
	144,460,906	136,639,274	
Mata uang asing			***Foreign currencies***
≤ 1 tahun	-	-	*≤ 1 year*
> 1 - ≤ 2 tahun	-	-	*> 1 - ≤ 2 years*
> 2 - ≤ 5 tahun	-	82,252	*> 2 - ≤ 5 years*
> 5 tahun	-	-	*> 5 years*
	-	82,252	
Jumlah	144,460,906	136,721,526	*Total*
Cadangan kerugian penurunan nilai	(4,265,369)	(4,361,368)	*Allowance for impairment losses*
Bersih	140,195,537	132,360,158	*Net*

d. Berdasarkan sisa umur jatuh tempo / *d. By remaining period to maturity*

	2024	2023	
Rupiah			***Rupiah***
≤ 1 bulan	201,507	187,326	*≤ 1 month*
> 1 - ≤ 3 bulan	240,192	215,094	*> 1 - ≤ 3 months*
> 3 - ≤ 12 bulan	3,867,415	2,726,139	*> 3 - ≤ 12 months*
> 1 - ≤ 5 tahun	53,068,256	43,042,542	*> 1 - ≤ 5 years*
> 5 tahun	87,083,536	90,468,173	*> 5 years*
	144,460,906	136,639,274	

9. PIUTANG (lanjutan)

***9. RECEIVABLES** (continued)*

d. Berdasarkan sisa umur jatuh tempo (lanjutan)

***d. By remaining period to maturity** (continued)*

	2024	2023	
Mata uang asing			***Foreign currencies***
≤ 1 bulan	-	-	*≤ 1 month*
> 1 - ≤ 3 bulan	-	-	*> 1 - ≤ 3 months*
> 3 - ≤ 12 bulan	-	-	*> 3 - ≤ 12 months*
> 1 - ≤ 5 tahun	-	82,252	*> 1 - ≤ 5 years*
> 5 tahun	-	-	*> 5 years*
	-	82,252	
Jumlah	144,460,906	136,721,526	*Total*
Cadangan kerugian penurunan nilai	(4,265,369)	(4,361,368)	*Allowance for impairment losses*
Bersih	140,195,537	132,360,158	*Net*

e. Berdasarkan hubungan

e. By relationship

	2024	2023	
Pihak ketiga			***Third parties***
Rupiah	144,394,023	136,526,403	*Rupiah*
Mata uang asing	-	82,252	*Foreign currencies*
	144,394,023	136,608,655	
Pihak berelasi (Catatan 44)			***Related parties (Note 44)***
Rupiah	66,883	112,871	*Rupiah*
Jumlah	144,460,906	136,721,526	*Total*
Cadangan kerugian penurunan nilai	(4,265,369)	(4,361,368)	*Allowance for impairment losses*
Bersih	140,195,537	132,360,158	*Net*

f. Berdasarkan kolektibilitas

f. By collectibility

	31 Desember/*December* 2024		31 Desember/*December* 2023		
	Pokok/ *Principal*	**Cadangan kerugian penurunan nilai/*Allowance for impairment losses***	**Pokok/ *Principal***	**Cadangan kerugian penurunan nilai/*Allowance for impairment losses***	
Lancar	138,977,397	1,721,993	131,597,425	2,008,862	*Current*
Dalam perhatian khusus	2,158,528	290,167	2,170,895	326,784	*Special mention*
Kurang lancar	886,173	299,464	846,503	342,221	*Substandard*
Diragukan	546,854	220,601	681,369	349,871	*Doubtful*
Macet	1,891,954	1,733,144	1,425,334	1,333,630	*Loss*
	144,460,906	4,265,369	136,721,526	4,361,368	

g. Informasi penting lainnya

1) Pinjaman karyawan yang diikat dengan akad *murabahah* adalah pinjaman yang diberikan kepada karyawan untuk pembelian rumah, kendaraan dan keperluan lainnya dengan jangka waktu antara 1 (satu) sampai dengan 30 (tiga puluh) tahun dan dibayar kembali melalui pemotongan gaji setiap bulan.

g. Other significant information

1) Employee loans that used murabahah contract are loans to employees used for acquisition of houses, vehicles and other necessities with 1 (one) until 30 (thirty) years period and paid through monthly salary deductions.

9. PIUTANG (lanjutan)

g. Informasi penting lainnya (lanjutan)

2) Efektif *yield* margin piutang *murabahah* untuk Rupiah berkisar antara 9,37% sampai dengan 9,96% per tahun untuk tahun yang berakhir 31 Desember 2024 dan 9,74% sampai dengan 10,37% per tahun untuk tahun yang berakhir 31 Desember 2023 dan untuk mata uang asing berkisar antara 1,05% sampai dengan 2,76% per tahun untuk tahun yang berakhir 31 Desember 2024 dan 1,04% sampai dengan 1,11% per tahun untuk tahun yang berakhir 31 Desember 2023.

3) Perubahan cadangan kerugian penurunan nilai piutang adalah sebagai berikut:

***9. RECEIVABLES** (continued)*

***g. Other significant information** (continued)*

2) Effective margin yield murabahah receivables for Rupiah ranges from 9.37% to 9.96% per annum for the year ended 31 December 2024 and 9.74% to 10.37% per annum for the year ended 31 December 2023 and for foreign currencies ranges from 1.05% to 2.76% per annum for the year ended 31 December 2024 and 1.04% to 1.11% per annum for the year ended 31 December 2023.

3) The movements of allowance for impairment losses on receivables are as follows:

	2024	2023	
Saldo awal	4,361,368	4,184,787	*Beginning balance*
Pembentukan selama tahun berjalan (Catatan 39)	967,838	1,536,234	*Provision during the year (Note 39)*
Penerimaan kembali hapus buku	646,160	451,408	*Recoveries of write-off*
Penghapusbukuan selama tahun berjalan	(1,710,204)	(1,809,187)	*Write-off during the year*
Selisih kurs	207	(1,874)	*Exchange rate difference*
Saldo akhir	4,265,369	4,361,368	*Ending balance*

Manajemen berpendapat bahwa jumlah cadangan kerugian penurunan nilai piutang *murabahah* yang dibentuk telah memadai untuk menutup kemungkinan kerugian akibat tidak tertagihnya piutang.

Management believes that the allowance for impairment losses on murabahah receivables is adequate to cover potential losses from uncollectible receivables.

Piutang dijamin agunan yang diikat dengan hak tanggungan atau surat kuasa memasang hak tanggungan atau surat kuasa untuk menjual, deposito *mudharabah* (Catatan 26) atau jaminan lain yang umumnya dapat diterima oleh Bank.

Receivables are collateralised by registered mortgages or powers of attorneys to mortgage and sell, mudharabah time deposits (Note 26) or by other guarantees generally accepted by the Bank.

4) Jumlah piutang yang direstrukturisasi untuk tahun yang berakhir 31 Desember 2024 dan 2023 diungkapkan dalam Catatan 54h.

4) Total restructured receivables for the year ended 31 December 2024 and 2023 are disclosed in Note 54h.

5) Rasio *Non-Performing Financing* ("NPF") bruto dan neto atas jumlah piutang diungkapkan dalam Catatan 54i.

5) The gross and net ratio of total Non-Performing Financing ("NPF") of receivables are disclosed in Note 54i.

10. PINJAMAN *QARDH* / *10. FUNDS OF QARDH*

a. Berdasarkan mata uang dan jenis / *a. By currency and type*

	2024	2023	
Rupiah			***Rupiah***
Rahn	8,081,126	5,576,102	*Rahn*
Qardh	2,624,707	3,087,794	*Qardh*
Kartu Hasanah	801,593	684,463	*Hasanah Card*
	11,507,426	9,348,359	
Mata uang asing			***Foreign currencies***
Qardh	2,266,358	1,958,722	*Qardh*
Jumlah	13,773,784	11,307,081	*Total*
Cadangan kerugian penurunan nilai	(787,694)	(817,917)	*Allowance for impairment losses*
Bersih	12,986,090	10,489,164	*Net*

b. Berdasarkan mata uang dan sektor ekonomi / *b. By currency and economic sector*

	2024	2023	
Rupiah			***Rupiah***
Industri	442,609	276,669	*Manufacturing*
Jasa usaha	485,681	321,043	*Business services*
Konstruksi	1,053,849	1,792,006	*Construction*
Konsumer	8,991,765	6,424,136	*Consumer*
Pengangkutan	9,474	10,853	*Transportation*
Perdagangan	104,477	302,501	*Trading*
Pertanian	195,132	176,674	*Agriculture*
Listrik, gas dan air	195,244	-	*Electricity, gas and water*
Lainnya	29,195	44,477	*Others*
	11,507,426	9,348,359	
Mata uang asing			***Foreign currencies***
Industri	2,003,044	1,921,819	*Manufacturing*
Pengangkutan	59,004	32,580	*Transportation*
Listrik, gas dan air	200,885	-	*Electricity, gas and water*
Perdagangan	3,425	4,323	*Trading*
	2,266,358	1,958,722	
Jumlah	13,773,784	11,307,081	*Total*
Cadangan kerugian penurunan nilai	(787,694)	(817,917)	*Allowance for impairment losses*
Bersih	12,986,090	10,489,164	*Net*

b. Berdasarkan jangka waktu / *c. By period*

	2024	2023	
Rupiah			***Rupiah***
≤ 1 tahun	7,880,661	6,856,585	*≤ 1 year*
> 1 - ≤ 2 tahun	600,354	489,505	*> 1 - ≤ 2 years*
> 2 - ≤ 5 tahun	256,793	61,205	*> 2 - ≤ 5 years*
> 5 tahun	2,769,618	1,941,064	*> 5 years*
	11,507,426	9,348,359	
Mata uang asing			***Foreign currencies***
≤ 1 tahun	2,099,432	1,951,208	*≤ 1 year*
> 1 - ≤ 2 tahun	166,926	7,514	*> 1 - ≤ 2 years*
> 2 - ≤ 5 tahun	-	-	*> 2 - ≤ 5 years*
> 5 tahun	-	-	*> 5 years*
	2,266,358	1,958,722	
Jumlah	13,773,784	11,307,081	*Total*
Cadangan kerugian penurunan nilai	(787,694)	(817,917)	*Allowance for impairment losses*
Bersih	12,986,090	10,489,164	*Net*

10. PINJAMAN *QARDH* (lanjutan) / *10. FUNDS OF QARDH (continued)*

d. Berdasarkan sisa umur jatuh tempo / *d. By remaining period to maturity*

	2024	2023	
Rupiah			***Rupiah***
≤ 1 bulan	1,444,041	1,741,674	*≤ 1 month*
> 1 - ≤ 3 bulan	4,315,569	2,934,831	*> 1 - ≤ 3 months*
> 3 - ≤ 12 bulan	2,351,567	2,789,229	*> 3 - ≤ 12 months*
> 1 - ≤ 5 tahun	1,334,153	695,668	*> 1 - ≤ 5 years*
> 5 tahun	2,062,096	1,186,957	*> 5 years*
	11,507,426	9,348,359	
Mata uang asing			***Foreign currencies***
≤ 1 bulan	177,507	565,713	*≤ 1 month*
> 1 - ≤ 3 bulan	793,541	498,081	*> 1 - ≤ 3 months*
> 3 - ≤ 12 bulan	1,295,310	894,497	*> 3 - ≤ 12 months*
> 1 - ≤ 5 tahun	-	431	*> 1 - ≤ 5 years*
> 5 tahun	-	-	*> 5 years*
	2,266,358	1,958,722	
Jumlah	13,773,784	11,307,081	*Total*
Cadangan kerugian penurunan nilai	(787,694)	(817,917)	*Allowance for impairment losses*
Bersih	12,986,090	10,489,164	*Net*

e. Berdasarkan hubungan / *e. By relationship*

	2024	2023	
Pihak ketiga			***Third parties***
Rupiah	10,596,644	7,509,363	*Rupiah*
Mata uang asing	2,266,358	1,958,722	*Foreign currency*
	12,863,002	9,468,085	
Pihak berelasi (Catatan 44)			***Related parties (Note 44)***
Rupiah	910,782	1,838,996	*Rupiah*
Jumlah	13,773,784	11,307,081	*Total*
Cadangan kerugian penurunan nilai	(787,694)	(817,917)	*Allowance for impairment losses*
Bersih	12,986,090	10,489,164	*Net*

f. Berdasarkan kolektibilitas / *f. By collectibility*

Kolektibilitas pinjaman *qardh* diungkapkan pada Catatan 54e.

The collectibility of funds of qardh is disclosed in Note 54e.

g. Informasi penting lainnya / *g. Other significant information*

1) Perubahan cadangan kerugian penurunan nilai pinjaman *qardh* adalah sebagai berikut:

1) The movements of allowance for impairment losses on funds of qardh are as follows:

	2024	2023	
Saldo awal	817,917	834,596	*Beginning balance*
Pembentukan selama tahun berjalan (Catatan 39)	27,969	80,586	*Provision during the year (Note 39)*
Penerimaan kembali hapus buku	5,212	21,920	*Recoveries of written-off*
Penghapusbukuan selama tahun berjalan	(64,288)	(119,043)	*Write-off during the year*
Selisih kurs	884	(142)	*Exchange rate differences*
Saldo akhir	787,694	817,917	*Ending balance*

Manajemen berpendapat bahwa jumlah cadangan kerugian penurunan nilai pinjaman *qardh* yang dibentuk telah memadai untuk menutup kemungkinan kerugian akibat tidak tertagihnya pinjaman *qardh*.

Management believes that the allowance for impairment losses on funds of qardh is adequate to cover potential losses from uncollectible funds of qardh.

10. PINJAMAN *QARDH* (lanjutan)

g. Informasi penting lainnya (lanjutan)

2) Pinjaman *qardh* dijamin agunan yang diikat dengan gadai, hak tanggungan atau surat kuasa memasang hak tanggungan atau surat kuasa untuk menjual, atau jaminan lain yang umumnya dapat diterima oleh Bank.

3) Jumlah pinjaman *qardh* yang direstrukturisasi untuk tahun yang berakhir 31 Desember 2024 dan 2023 diungkapkan dalam Catatan 54h.

4) Rasio *Non-Performing Financing* ("NPF") bruto dan neto atas jumlah pinjaman *qardh* diungkapkan dalam Catatan 54i.

10. FUNDS OF QARDH *(continued)*

g. Other significant information *(continued)*

2) Funds of qardh are collateralised by pawning, registered mortgages or powers of attorneys to mortgage and sell, or by other guarantees generally accepted by the Bank.

3) Total restructured funds of qardh for the year ended 31 December 2024 and 2023 are disclosed in Note 54h.

4) The gross and net ratio of total Non-Performing Financing ("NPF") of funds of qardh are disclosed in Note 54i.

11. PEMBIAYAAN *MUDHARABAH*

11. MUDHARABAH FINANCING

a. Berdasarkan mata uang dan jenis

a. By currency and type

	2024	2023	
Rupiah			***Rupiah***
Modal kerja	2,869,127	1,870,347	*Working capital*
Investasi	45,809	10,786	*Investment*
	2,914,936	1,881,133	
Mata uang asing			***Foreign currencies***
Modal kerja	22,143	-	*Working capital*
Jumlah	2,937,079	1,881,133	*Total*
Cadangan kerugian penurunan nilai	(93,488)	(49,481)	*Allowance for impairment losses*
Bersih	2,843,591	1,831,652	*Net*

b. Berdasarkan mata uang dan sektor ekonomi

c. By currency and economic sector

	2024	2023	
Rupiah			***Rupiah***
Industri	7,171	7,510	*Manufacturing*
Jasa usaha	54,116	29,023	*Business services*
Konstruksi	16,354	5,733	*Construction*
Perdagangan	21,123	23,717	*Trading*
Pengangkutan	17,835	36,675	*Transportation*
Pertanian	100,000	1,853	*Agriculture*
Pertambangan	-	5,000	*Mining*
Lainnya	2,698,337	1,771,622	*Others*
	2,914,936	1,881,133	
Mata uang asing			***Foreign currencies***
Pengangkutan	22,143	-	*Transportation*
Jumlah	2,937,079	1,881,133	*Total*
Cadangan kerugian penurunan nilai	(93,488)	(49,481)	*Allowance for impairment losses*
Bersih	2,843,591	1,831,652	*Net*

11. PEMBIAYAAN MUDHARABAH (lanjutan) / *11. MUDHARABAH FINANCING (continued)*

c. Berdasarkan jangka waktu / *c. By period*

	2024	2023	
Rupiah			***Rupiah***
≤ 1 tahun	2,038,740	1,000,980	*≤ 1 year*
> 1 - ≤ 2 tahun	37,632	78,581	*> 1 - ≤ 2 years*
> 2 - ≤ 5 tahun	294,407	287,296	*> 2 - ≤ 5 years*
> 5 tahun	544,157	514,276	*> 5 years*
	2,914,936	1,881,133	
Mata uang asing			***Foreign currencies***
≤ 1 tahun	22,143	-	*≤ 1 year*
Jumlah	2,937,079	1,881,133	*Total*
Cadangan kerugian penurunan nilai	(93,488)	(49,481)	*Allowance for impairment losses*
Bersih	2,843,591	1,831,652	*Net*

d. Berdasarkan sisa umur jatuh tempo / *d. By remaining period to maturity*

	2024	2023	
Rupiah			***Rupiah***
≤ 1 bulan	20,506	17,726	*≤ 1 month*
> 1 - ≤ 3 bulan	8,190	3,515	*> 1 - ≤ 3 months*
> 3 - ≤ 12 bulan	2,088,080	1,120,244	*> 3 - ≤ 12 months*
> 1 - ≤ 5 tahun	630,325	500,389	*> 1 - ≤ 5 years*
> 5 tahun	167,835	239,259	*> 5 years*
	2,914,936	1,881,133	
Mata uang asing			**Foreign currencies**
≤ 1 bulan	-	-	*≤ 1 month*
> 1 - ≤ 3 bulan	-	-	*> 1 - ≤ 3 months*
> 3 - ≤ 12 bulan	22,143	-	*> 3 - ≤ 12 months*
> 1 - ≤ 5 tahun	-	-	*> 1 - ≤ 5 years*
> 5 tahun	-	-	*> 5 years*
	22,143	-	
Jumlah	2,937,079	1,881,133	*Total*
Cadangan kerugian penurunan nilai	(93,488)	(49,481)	*Allowance for impairment losses*
Bersih	2,843,591	1,831,652	*Net*

e. Berdasarkan hubungan / *e. By relationship*

	2024	2023	
Pihak ketiga			***Third parties***
Rupiah	914,936	881,133	*Rupiah*
Mata Uang Asing	22,143	-	Foreign currencies
	937,079	881,133	
Pihak berelasi (Catatan 44)			***Related parties (Note 44)***
Rupiah	2,000,000	1,000,000	*Rupiah*
Jumlah	2,937,079	1,881,133	*Total*
Cadangan kerugian penurunan nilai	(93,488)	(49,481)	*Allowance for impairment losses*
Bersih	2,843,591	1,831,652	*Net*

f. Berdasarkan kolektibilitas / *f. By collectibility*

Kolektibilitas pembiayaan *mudharabah* diungkapkan pada Catatan 54f.

The collectibility of mudharabah financing is disclosed in Note 54f.

g. Informasi penting lainnya / *g. Other significant information*

1) Efektif *yield* bagi hasil pembiayaan *mudharabah* untuk Rupiah berkisar antara 3,94% sampai dengan 14,06% per tahun untuk tahun yang berakhir 31 Desember 2024 dan berkisar antara 4,01% sampai dengan 9,98% per tahun untuk tahun yang berakhir 31 Desember 2023.

1) Effective profit sharing yield mudharabah financing for Rupiah ranges from 3.94% to 14.06% per annum for the the year ended 31 December 2024 and ranges from 4.01% to 9.98% per annum for the the year ended 31 December 2023.

11. PEMBIAYAAN *MUDHARABAH* (lanjutan)

g. Informasi penting lainnya (lanjutan)

2) Perubahan cadangan kerugian penurunan nilai pembiayaan *mudharabah* adalah sebagai berikut:

11. MUDHARABAH FINANCING *(continued)*

g. Other significant information *(continued)*

2) The movements of allowance for impairment losses on mudharabah financing are as follows:

	2024	2023	
Saldo awal	49,481	39,440	*Beginning balance*
Pembentukan selama tahun berjalan (Catatan 39)	44,110	11,962	*Provision during the year (Note 39)*
Penerimaan kembali hapus buku	31	-	*Recoveries of written-off*
Penghapusbukuan selama tahun berjalan	(134)	(1,921)	*Write-off during the year*
Saldo akhir	93,488	49,481	*Ending balance*

Manajemen berpendapat bahwa cadangan kerugian penurunan nilai pembiayaan *mudharabah* yang dibentuk telah memadai untuk menutup kemungkinan kerugian akibat tidak tertagihnya pembiayaan *mudharabah*.

Management believes that the allowance for impairment losses on mudharabah financing is adequate to cover potential losses from uncollectible mudharabah financing.

3) Pembiayaan *mudharabah* dijamin agunan yang diikat dengan hak tanggungan atau surat kuasa memasang hak tanggungan atau surat kuasa untuk menjual, deposito *mudharabah* (Catatan 26) atau jaminan lain yang umumnya diterima oleh Bank.

3) Mudharabah financing is collateralised by registered mortgage or powers of attorneys to mortgage or sell, mudharabah time deposits (Note 26) or by other guarantees generally accepted by the Bank.

4) Jumlah pembiayaan *mudharabah* yang direstrukturisasi untuk tahun yang berakhir 31 Desember 2024 dan 2023 diungkapkan dalam Catatan 54h.

4) Total restructured mudharabah financing for the year ended 31 December 2024 and 2023 are disclosed in Note 54h.

5) Rasio *Non-Performing Financing* ("NPF") bruto dan neto atas jumlah pembiayaan *mudharabah* diungkapkan dalam Catatan 54i.

5) The gross and net ratio of total Non-Performing Financing ("NPF") of mudharabah financing are disclosed in Note 54i.

12. PEMBIAYAAN *MUSYARAKAH*

a. Berdasarkan mata uang dan jenis

12. MUSYARAKAH FINANCING

a. By currency and type

	2024	2023	
Rupiah			***Rupiah***
Investasi	46,224,075	35,500,247	*Investment*
Modal kerja	28,511,351	30,524,281	*Working capital*
Konsumsi	36,105,093	20,016,965	*Consumption*
	110,840,519	86,041,493	
Mata uang asing			***Foreign currencies***
Investasi	3,071,894	1,931,367	*Investment*
Modal kerja	274,805	243,337	*Working capital*
	3,346,699	2,174,704	
Jumlah	114,187,218	88,216,197	*Total*
Cadangan kerugian penurunan nilai	(5,145,131)	(4,459,696)	*Allowance for impairment losses*
Bersih	109,042,087	83,756,501	*Net*

12. PEMBIAYAAN *MUSYARAKAH* (lanjutan) / *MUSYARAKAH FINANCING (continued)*

b. Berdasarkan mata uang dan sektor ekonomi / *By currency and economic sector*

	2024	2023	
Rupiah			***Rupiah***
Industri	7,215,612	6,951,404	*Manufacturing*
Jasa usaha	16,364,550	12,162,024	*Business services*
Konstruksi	16,470,495	16,628,029	*Construction*
Konsumer	36,105,092	20,016,965	*Consumer*
Listrik, gas dan air	5,701,749	3,910,607	*Electricity, gas and water*
Pengangkutan	6,553,830	7,278,632	*Transportation*
Perdagangan	7,343,272	6,867,078	*Trading*
Pertambangan	454,897	263,652	*Mining*
Pertanian	11,811,928	8,295,972	*Agriculture*
Sosial/masyarakat	187,051	270,353	*Social/public*
Lainnya	2,632,043	3,396,777	*Others*
	110,840,519	86,041,493	
Mata uang asing			***Foreign currencies***
Industri	422,286	16,719	*Manufacturing*
Jasa usaha	-	122,321	*Business services*
Pertanian	897,542	-	*Agriculture*
Listrik, gas dan air	611,612	801,092	*Electricity, gas and water*
Pengangkutan	138,803	156,043	*Transportation*
Pertambangan	1,276,456	1,078,529	*Mining*
	3,346,699	2,174,704	
Jumlah	114,187,218	88,216,197	*Total*
Cadangan kerugian penurunan nilai	(5,145,131)	(4,459,696)	*Allowance for impairment losses*
Bersih	109,042,087	83,756,501	*Net*

c. Berdasarkan jangka waktu / *By period*

	2024	2023	
Rupiah			***Rupiah***
≤ 1 tahun	7,881,104	9,168,106	*≤ 1 year*
> 1 - ≤ 2 tahun	4,848,282	5,114,278	*> 1 - ≤ 2 years*
> 2 - ≤ 5 tahun	9,738,081	10,001,175	*> 2 - ≤ 5 years*
> 5 tahun	88,373,052	61,757,934	*> 5 years*
	110,840,519	86,041,493	
Mata uang asing			***Foreign currencies***
≤ 1 tahun	222,676	19,246	*≤ 1 year*
> 1 - ≤ 2 tahun	-	110,773	*> 1 - ≤ 2 years*
> 2 - ≤ 5 tahun	179,548	369,930	*> 2 - ≤ 5 years*
> 5 tahun	2,944,475	1,674,755	*> 5 years*
	3,346,699	2,174,704	
Jumlah	114,187,218	88,216,197	*Total*
Cadangan kerugian penurunan nilai	(5,145,131)	(4,459,696)	*Allowance for impairment losses*
Bersih	109,042,087	83,756,501	*Net*

d. Berdasarkan sisa umur jatuh tempo / *By remaining period to maturity*

	2024	2023	
Rupiah			***Rupiah***
≤ 1 bulan	1,984,503	2,780,961	*≤ 1 month*
> 1 - ≤ 3 bulan	3,200,199	4,182,168	*> 1 - ≤ 3 months*
> 3 - ≤ 12 bulan	7,680,873	10,834,266	*> 3 - ≤ 12 months*
> 1 - ≤ 5 tahun	22,934,376	18,601,545	*> 1 - ≤ 5 years*
> 5 tahun	75,040,568	49,642,553	*> 5 years*
	110,840,519	86,041,493	

12. PEMBIAYAAN *MUSYARAKAH* (lanjutan) / ***12. MUSYARAKAH FINANCING*** *(continued)*

d. Berdasarkan sisa umur jatuh tempo (lanjutan) / ***d. By remaining period to maturity*** *(continued)*

	2024	2023	
Mata uang asing			***Foreign currencies***
> 1 - ≤ 3 bulan	222,676	-	*> 1 - ≤ 3 months*
> 3 - ≤ 12 bulan	-	187,843	*> 3 - ≤ 12 months*
> 1 - ≤ 5 tahun	1,315,118	1,520,665	*> 1 - ≤ 5 years*
> 5 tahun	1,808,905	466,196	*> 5 years*
	3,346,699	2,174,704	
Jumlah	114,187,218	88,216,197	*Total*
Cadangan kerugian penurunan nilai	(5,145,131)	(4,459,696)	*Allowance for impairment losses*
Bersih	109,042,087	83,756,501	*Net*

e. Berdasarkan hubungan / ***e. By relationship***

	2024	2023	
Pihak ketiga			***Third parties***
Rupiah	84,697,969	61,278,023	*Rupiah*
Mata uang asing	3,346,699	2,174,704	*Foreign currencies*
	88,044,668	63,452,727	
Pihak berelasi (Catatan 44)			***Related parties (Note 44)***
Rupiah	26,142,550	24,763,470	*Rupiah*
Jumlah	114,187,218	88,216,197	*Total*
Cadangan kerugian penurunan nilai	(5,145,131)	(4,459,696)	*Allowance for impairment losses*
Bersih	109,042,087	83,756,501	*Net*

f. Berdasarkan kolektibilitas / ***f. By collectibility***

Kolektibilitas pembiayaan *musyarakah* diungkapkan pada Catatan 54g.

The collectibility of musyarakah financing is disclosed in Note 54g.

g. Informasi penting lainnya / ***g. Other significant information***

1) Pinjaman karyawan yang diikat dengan akad *musyarakah* adalah pinjaman yang diberikan kepada karyawan untuk pembelian rumah, kendaraan, dan keperluan lainnya dengan jangka waktu antara 1 (satu) sampai dengan 30 (tiga puluh) tahun dan dibayar kembali melalui pemotongan gaji setiap bulan.

1) Employee loans that used musyarakah contract are loans to employees used for acquisition of houses, vehicles and other necessities with 1 (one) until 30 (thirty) years period and paid through monthly salary deductions.

2) Efektif *yield* bagi hasil pembiayaan *musyarakah* untuk Rupiah berkisar antara 7,74% sampai dengan 8,20% per tahun untuk tahun yang berakhir 31 Desember 2024 dan berkisar antara 7,11% sampai dengan 7,94% per tahun untuk tahun yang berakhir 31 Desember 2023 dan untuk mata uang asing berkisar antara 3,65% sampai dengan 13,63% per tahun untuk tahun yang berakhir 31 Desember 2024 dan berkisar antara 2,12% sampai dengan 14,17% per tahun untuk tahun yang berakhir 31 Desember 2023.

2) Effective profit sharing yield of musyarakah financing for Rupiah ranges from 7.74% to 8.20% per annum for the year ended 31 December 2024 and ranges from 7.11% to 7.94% per annum for the year ended 31 December 2023 and for foreign currencies ranging from 3.65% to 13.63% per annum for the year ended 31 December 2024 and ranges from 2.12% to 14.17% per annum for the year ended 31 December 2023.

12. PEMBIAYAAN *MUSYARAKAH* (lanjutan)

g. Informasi penting lainnya (lanjutan)

3) Perubahan cadangan kerugian penurunan nilai pembiayaan *musyarakah* adalah sebagai berikut:

	2024	2023	
Saldo awal	4,459,696	4,139,565	*Beginning balance*
Pembentukan selama tahun berjalan (Catatan 39)	1,069,868	892,055	*Provision during the year (Note 39)*
Penerimaan kembali hapus buku	155,439	138,453	*Recoveries of written-off*
Penghapusbukuan selama tahun berjalan	(552,026)	(705,793)	*Write-off during the year*
Selisih kurs	12,154	(4,584)	*Exchange rate difference*
Saldo akhir	5,145,131	4,459,696	*Ending balance*

Manajemen berpendapat bahwa jumlah cadangan kerugian penurunan nilai pembiayaan *musyarakah* yang dibentuk telah memadai untuk menutup kemungkinan kerugian akibat tidak tertagihnya pembiayaan *musyarakah*.

4) Pembiayaan *musyarakah* dijamin agunan yang diikat dengan hak tanggungan atau surat kuasa memasang hak tanggungan atau surat kuasa untuk menjual, deposito *mudharabah* (Catatan 26) atau jaminan lain yang umumnya dapat diterima oleh Bank.

5) Jumlah pembiayaan *musyarakah* yang direstrukturisasi untuk tahun yang berakhir 31 Desember 2024 dan 2023 diungkapkan dalam Catatan 54h.

6) Rasio *Non-Performing Financing* ("NPF") bruto dan neto atas jumlah pembiayaan *musyarakah* diungkapkan dalam Catatan 54i.

7) Penjualan pembiayaan Griya untuk keperluan sekuritisasi Efek Beragun Aset Syariah - Surat Partisipasi ("EBAS - SP").

Pada tanggal 3 April 2023, Bank menandatangani Perjanjian Jual Beli Tagihan Pembiayaan dengan PT Sarana Multigriya Finansial (Persero) ("PT SMF"). Bank sepakat untuk menjual pembiayaan Griya dengan akad *Musyarakah Mutanaqisah* ("MMQ") kepada PT SMF yang terdiri dari 1.604 debitur dengan nilai pokok sebesar Rp325.000. Harga jual yang diterima Bank adalah sebesar nilai tercatat pembiayaan. Seluruh pembiayaan yang dijual memiliki kolektibilitas lancar dan rata-rata tingkat imbalan 11,61% dengan rata-rata jangka waktu 10 tahun.

12. *MUSYARAKAH FINANCING* *(continued)*

g. Other significant information *(continued)*

3) The movements of allowance for impairment losses on musyarakah financing are as follows:

Management believes that the allowance for impairment losses on musyarakah financing is adequate to cover potential losses from uncollectible musyarakah financing.

4) Musyarakah financing is collateralised by registered mortgages or powers of attorneys to mortgage or sell, mudharabah time deposits (Note 26) or by other collaterals generally acceptable by the Bank.

5) Total restructured musyarakah financing for the year ended 31 December 2024 and 2023 are disclosed in Note 54h.

6) The gross and net ratio of total Non-Performing Financing ("NPF") of musyarakah financing are disclosed in Note 54i.

7) The sales of Griya financing for the purposes of securitisation of Sharia Asset Backed Securities - Letter of Participation ("EBAS - SP").

On 3 April 2023, the Bank entered into a Financing Sale and Purchase Agreement with PT Sarana Multigriya Finansial (Persero) ("PT SMF"). The Bank agreed to sell its Griya financing under the Musyarakah Mutanaqisah ("MMQ") contract to PT SMF, which consists of 1,604 debtors with a principal value of Rp325,000. The selling price received by the Bank equal to the carrying value of the financing. All financing sold has current collectibility and the average margin rate is 11.61% with an average maturity of 10 years.

12. PEMBIAYAAN *MUSYARAKAH* (lanjutan)

g. Informasi penting lainnya (lanjutan)

7) Setelah terjadinya penjualan dan pengalihan kumpulan tagihan tersebut, risiko kredit atas kumpulan tagihan telah beralih dari Bank kepada PT SMF. Transaksi ini telah mendapatkan opini Dewan Pengawas Syariah PT Bank Syariah Indonesia Tbk sesuai dengan surat No. 35/BSI/DPS/OPINI/IX/2022 tanggal 16 September 2022.

Bank akan bertindak sebagai penyedia jasa pengumpul pembayaran pokok dan bagi hasil dari para debitur untuk setiap periode penagihan, mentransfer secara periodik hasil penagihan pokok dan bagi hasil kepada PT SMF, dan mengurus keperluan administrasi debitur. Bank berhak mendapatkan imbalan jasa sebesar 5% dari hasil penagihan atas pokok dan bagi hasil. Bank mengakui imbalan jasa penagihan sebagai pendapatan imbalan jasa perbankan pada saat jasa telah diberikan.

Sebagai penyedia jasa, Bank memiliki opsi untuk membeli seluruh sisa pembiayaan MMQ yang belum dibayar nasabah jika saldo tersisa atas pembiayaan MMQ telah berkurang sampai menjadi 10% atau kurang, dari jumlah pembiayaan MMQ pada saat awal penjualan.

12. MUSYARAKAH FINANCING *(continued)*

g. Other significant information *(continued)*

7) Subsequent to the sale and transfer of the collection of receivables, credit risks on the pool of financing were transferred from the Bank to PT SMF. This transaction has received the opinion of the Sharia Supervisory Board of PT Bank Syariah Indonesia Tbk in accordance with letter No. 35/BSI/DPS/OPINI/IX/2022 dated 16 September 2022.

The Bank will act as a service provider for collecting principal payments and profit sharing from debtors for each billing period, transferring periodically collection of principal and profit sharing to PT SMF and taking care of the debtor's administrative needs. The Bank is entitled to a service fee of 5% from the collection of principal and profit sharing. The bank recognise the servicing fee as fee based income when the service is renderred.

As a service provider, the Bank has the option to purchase the entire remaining MMQ financing that have not been paid by customers if the outstanding balance for MMQ financing has been reduced to 10% or less, of the total MMQ financing at the time of initial sale.

13. ASET YANG DIPEROLEH UNTUK *IJARAH* - BERSIH

Sesuai PSAK 407, akun ini merupakan objek sewa dari transaksi *Ijarah Muntahiyah Bittamlik* ("IMBT").

13. ASSETS ACQUIRED FOR IJARAH - NET

Based on SFAS 407 this account represents lease object transactions from Ijarah Muntahiyah Bittamlik ("IMBT").

	2024	2023	
Mesin dan instalasi	1,898,777	1,384,735	*Machinery and installations*
Properti	1,651,516	1,750,572	*Property*
Alat transportasi	1,182,978	30,531	*Transportations*
Lainnya	5,399	8,309	*Others*
Jumlah	4,738,670	3,174,147	*Total*
Akumulasi penyusutan, amortisasi, dan penurunan nilai	(1,616,415)	(984,040)	*Accumulated depreciation, amortisation, and impairment*
Bersih	3,122,255	2,190,107	*Net*

Bank berhak menerima *ujrah* atas *ijarah* dan IMBT. *Ujrah* atas IMBT berdasarkan sisa jangka waktu hingga jatuh tempo adalah sebagai berikut:

The Bank is entitled to receive ujrah for ijarah and IMBT. Ujrah for IMBT by remaining period to maturity are as follows:

	2024	2023	
Rupiah			***Rupiah***
≤ 1 bulan	12	23	*≤ 1 month*
> 1 - ≤ 3 bulan	96	229	*> 1 - ≤ 3 months*
> 3 - ≤ 12 bulan	22,115	2,629	*> 3 - ≤ 12 months*
> 1 - ≤ 5 tahun	132,921	155,505	*> 1 - ≤ 5 years*
> 5 tahun	670,758	459,120	*> 5 years*
	825,902	617,506	

14. ASET TETAP, ASET HAK GUNA DAN ASET TIDAK BERWUJUD - BERSIH

14. FIXED ASSETS, RIGHT-OF-USE ASSETS AND INTANGIBLE ASSETS - NET

Aset tetap, aset hak guna dan aset tidak berwujud - bersih terdiri dari:

Fixed assets, right-of-use assets and intangible assets - net consist of:

	2024	2023	
Aset tetap - bersih	7,066,275	4,790,002	*Fixed assets - net*
Aset hak guna - bersih	657,578	562,841	*Right-of-use assets - net*
Aset tidak berwujud - bersih	2,102,344	1,128,334	*Intangible assets - net*
	9,826,197	6,481,177	

Aset tetap / *Fixed assets*

	2024						
	Saldo awal/ *Beginning balance*	Penambahan/ *Addition*	Pengurangan/ *Deduction*	Penilaian kembali/ *Revaluation*	Reklasifikasi/ *Reclassification*	Saldo akhir/ *Ending balance*	
Nilai revaluasi							***Revaluation amount***
Tanah	2,444,841	62	-	116,525	1,750	2,563,178	*Land*
Nilai perolehan							***Acquisition cost***
Bangunan	642,280	27,298	(4,492)	-	318,671	983,757	*Buildings*
Instalasi	332,176	58,831	(5,443)	-	59,945	445,509	*Installation*
Kendaraan bermotor	60,245	1,011	(347)	-	-	60,909	*Vehicles*
Inventaris kantor	2,880,160	249,645	(53,694)	-	732,589	3,808,700	*Office equipment*
Renovasi atas aset sewa	500,126	27,095	(395)	-	249,802	776,628	*Leasehold improvement*
Aset dalam penyelesaian	828,039	2,337,375	-	-	(1,362,757)	1,802,657	*Construction in progress*
	7,687,867	2,701,317	(64,371)	116,525	-	10,441,338	
Akumulasi penyusutan							***Accumulated depreciation***
Bangunan	(175,418)	(37,467)	804	-	-	(212,081)	*Buildings*
Instalasi	(242,850)	(37,263)	5,443	-	-	(274,670)	*Installation*
Kendaraan bermotor	(53,240)	(3,104)	347	-	-	(55,997)	*Vehicles*
Inventaris kantor	(2,232,052)	(333,889)	53,530	-	-	(2,512,411)	*Office equipment*
Renovasi atas aset sewa	(148,326)	(123,273)	149	-	-	(271,450)	*Leasehold improvement*
	(2,851,886)	(534,996)	60,273	-	-	(3,326,609)	
Akumulasi penurunan nilai							***Accumulated impairment***
Tanah	(45,979)	(2,475)	-	-	-	(48,454)	*Land*
Nilai buku	4,790,002					7,066,275	***Book value***

	2023						
	Saldo awal/ *Beginning balance*	Penambahan/ *Addition*	Pengurangan/ *Deduction*	Penilaian kembali/ *Revaluation*	Reklasifikasi/ *Reclassification*	Saldo akhir/ *Ending balance*	
Nilai revaluasi							***Revaluation amount***
Tanah	2,416,605	909	-	-	27,327	2,444,841	*Land*
Nilai perolehan							***Acquisition cost***
Bangunan	857,407	4,096	(241,079)	-	21,856	642,280	*Buildings*
Instalasi	291,951	22,110	(1,108)	-	19,223	332,176	*Installation*
Kendaraan bermotor	74,015	501	(14,271)	-	-	60,245	*Vehicles*
Inventaris kantor	2,789,894	65,728	(55,275)	-	79,813	2,880,160	*Office equipment*
Renovasi atas aset sewa	377,351	13,023	-	-	109,752	500,126	*Leasehold improvement*
Aset dalam penyelesaian	535,011	550,999	-	-	(257,971)	828,039	*Construction in progress*
	7,342,234	657,366	(311,733)	-	-	7,687,867	
Akumulasi penyusutan							***Accumulated depreciation***
Bangunan	(144,289)	(31,129)	-	-	-	(175,418)	*Buildings*
Instalasi	(220,315)	(23,643)	1,108	-	-	(242,850)	*Installation*
Kendaraan bermotor	(64,494)	(3,014)	14,268	-	-	(53,240)	*Vehicles*
Inventaris kantor	(2,051,487)	(235,818)	55,253	-	-	(2,232,052)	*Office equipment*
Renovasi atas aset sewa	(59,949)	(88,377)	-	-	-	(148,326)	*Leasehold improvement*
	(2,540,534)	(381,981)	70,629	-	-	(2,851,886)	
Akumulasi penurunan nilai							***Accumulated impairment***
Tanah	(45,979)	-	-	-	-	(45,979)	*Land*
Nilai buku	4,755,721					4,790,002	***Book value***

Aset dalam penyelesaian pada tanggal 31 Desember 2024 dan 2023 adalah sebagai berikut:

Construction in progress as at 31 December 2024 and 2023 are as follows:

	2024	2023	
Bangunan	355,621	564,067	*Buildings*
Inventaris kantor	1,447,036	263,972	*Office equipment*
	1,802,657	828,039	

14. ASET TETAP, ASET HAK GUNA DAN ASET TIDAK BERWUJUD - BERSIH (lanjutan)

Aset tetap (lanjutan)

Estimasi persentase tingkat penyelesaian aset dalam penyelesaian pada tanggal 31 Desember 2024 adalah berkisar antara 12,00% - 96,43% dan 31 Desember 2023 adalah berkisar antara 5,00% - 95,00%. Aset dalam penyelesaian pada tanggal 31 Desember 2024 tersebut diperkirakan akan selesai pada tahun 2025 sampai dengan 2026.

Jumlah beban penyusutan aset tetap yang dibebankan pada laporan laba rugi dan penghasilan komprehensif lain adalah masing-masing sebesar Rp534.996 dan Rp381.981 untuk tahun yang berakhir pada 31 Desember 2024 dan 2023 (Catatan 38).

Bank telah mengasuransikan aset tetap (tidak termasuk hak atas tanah) untuk menutup kemungkinan kerugian terhadap risiko kebakaran, kecurian, dan risiko lainnya kepada PT Asuransi Tripakarta Unit Syariah dan PT Zurich General Takaful Indonesia, keseluruhannya adalah pihak ketiga, PT Asuransi Staco Mandiri Unit Syariah dan PT BRI Asuransi Indonesia Unit Syariah, keseluruhannya adalah pihak berelasi, dengan nilai pertanggungan masing-masing sebesar Rp7.619.835 dan Rp6.137.294 pada tanggal 31 Desember 2024 dan 2023.

Manajemen Bank berpendapat bahwa nilai pertanggungan tersebut cukup untuk menutup kerugian yang mungkin timbul atas aset tetap yang diasuransikan.

Pada tanggal 31 Desember 2024 dan 2023, jumlah tercatat bruto dari setiap aset tetap yang telah disusutkan penuh dan masih digunakan masing-masing sebesar Rp2.543.082 dan Rp2.343.147.

Selain tanah, tidak terdapat perbedaan material antara nilai wajar aset dan nilai tercatatnya.

Nilai tanah Bank berdasarkan model biaya pada tanggal 31 Desember 2024 dan 2023 adalah masing-masing sebesar Rp1.872.145 dan Rp1.870.333.

Manajemen berpendapat bahwa tidak terdapat indikator penurunan nilai aset tetap pada tanggal 31 Desember 2024 dan 2023.

***14. FIXED ASSETS, RIGHT-OF-USE ASSETS AND INTANGIBLE ASSETS - NET** (continued)*

***Fixed assets** (continued)*

The estimated percentage of completion of construction in progress as at 31 December 2024 is between 12.00% - 96.43% and 31 December 2023 is between 5.00% - 95.00%. Those construction in progress as at 31 December 2024 are estimated to be completed in 2025 until 2026.

Total depreciation expenses of fixed assets charged in the statements of profit or loss and other comprehensive income is amounting to Rp534,996 and Rp381,981 for the year ended 31 December 2024 and 2023, respectively (Note 38).

The Bank has insured the fixed assets (except land rights) to cover for losses against fire, theft and other risks to PT Asuransi Tripakarta Sharia Unit and PT Zurich General Takaful Indonesia, all of which are third parties, PT Asuransi Staco Mandiri Sharia Unit and PT BRI Asuransi Indonesia Sharia Unit, all of which are related parties, with total insurance coverage amounting to Rp7,619,835 and Rp6,137,294 as at 31 December 2024 and 2023, respectively.

The Bank's management believes the amount is adequate to cover losses which may arise from the insured fixed assets.

As at 31 December 2024 and 2023, the gross amount of fixed assets which have been fully depreciated and are still in use amounted to Rp2,543,082 and Rp2,343,147 respectively.

Other than land, there is no material difference between the fair value of the asset and its carrying value.

The Bank's land value based on the cost model as at 31 December 2024 and 2023 is Rp1,872,145 and Rp1,870,333.

Management believes that there are no indicators of impairment of fixed assets as at 31 December 2024 and 2023.

14. ASET TETAP, ASET HAK GUNA DAN ASET TIDAK BERWUJUD - BERSIH (lanjutan)

Bangun, Guna dan Serah

Pada tanggal 28 April 2023, Bank dan PT PP (Persero) Tbk ("PT PP") telah menandatangani perjanjian sehubungan dengan Bangun, Guna dan Serah ("BOT") atas tanah dan bangunan yang berlokasi di Jalan Medan Merdeka Selatan No. 17 Jakarta. Bank memberikan hak eksklusif kepada PT PP untuk memanfaatkan lahan, melakukan pembongkaran gedung eksisting dan melakukan pembangunan gedung baru. Bank berkomitmen untuk menyewa gedung baru selama 30 tahun dan pada akhir masa sewa, PT PP akan menyerahkan penguasaan lahan dan hak pengelolaan gedung kepada Bank.

Berdasarkan perjanjian BOT, Bank berhak menerima kompensasi atas penghancuran gedung lama dari PT PP sebesar Rp241.080 yang akan dibayarkan secara bertahap oleh PT PP selama 5 tahun. Kompensasi ini mengikat PT PP, tidak dapat dibatalkan dan tidak dapat dikembalikan dalam keadaan apapun termasuk apabila Bank mengakhiri kontrak secara sepihak. Berdasarkan syarat-syarat dalam perjanjian, manajemen membuat pertimbangan signifikan bahwa kompensasi dianggap sebagai transaksi terpisah dengan perjanjian sewa gedung baru meskipun kedua unsur tersebut berada dalam satu kontrak yang sama, antara pihak yang sama dan dalam waktu yang bersamaan. Bank mengakui kompensasi yang diterima sebagai pendapatan lain-lain bersamaan dengan pengakuan kerugian atas pembongkaran gedung lama sebesar Rp241.080 untuk tahun yang berakhir 31 Desember 2023.

Sampai dengan 31 Desember 2024, Bank telah menerima pembayaran sebesar Rp96.432 (2023: Rp48.216) dan sisanya dicatat sebagai piutang dari PT PP pada aset lain-lain sebesar Rp144.648 (2023: Rp192.864).

Revaluasi aset tetap

Penilaian kembali atas aset tetap dilakukan berdasarkan Standar Penilaian Indonesia. Metode penilaian yang dipakai adalah metode data pasar dan metode pendapatan. Elemen-elemen yang digunakan dalam perbandingan data untuk menentukan nilai wajar aset antara lain:

a) jenis dan hak yang melekat pada properti;
b) kondisi pasar;
c) lokasi;
d) karakteristik fisik; dan
e) karakteristik tanah.

Nilai wajar ditentukan dengan menggunakan hierarki dan input-input yang digunakan dalam teknis penilaian untuk aset nonkeuangan:

- Level 1: Input yang berasal dari harga kuotasian (tanpa penyesuaian) dalam pasar aktif untuk aset yang identik;
- Level 2: Input selain harga kuotasian pasar dalam level 1 yang dapat diobservasi baik secara langsung maupun tidak langsung; dan
- Level 3: Input yang tidak dapat diobservasi.

***14. FIXED ASSETS, RIGHT-OF-USE ASSETS AND INTANGIBLE ASSETS - NET** (continued)*

Build, Operate and Transfer

On 28 April 2023, the Bank and PT PP (Persero) Tbk ("PT PP") entered into an agreement in connection with the Build, Operate and Transfer ("BOT") of land and building located at Medan Merdeka Selatan Street No. 17 Jakarta. The Bank granted exclusive rights to PT PP to utilize the land, to demolish the existing building and construct a new building. The Bank commits to rent the building for 30 years and at the end of the lease period, PT PP will hand over the ownership rights of the land and the building to the Bank.

In accordance with the BOT agreement, the Bank is eligible to receive compensation for the demolition of the old building from PT PP amounting to Rp241,080 which will be paid in stages by PT PP over 5 years. This compensation is binding to PT PP, non-cancellable and non-refundable under any circumstances including if the Bank terminates the contract unilaterally. Considering the terms in the agreement, the management makes significant judgment that the compensation is accounted for as a separate transaction to the rental agreement of the new building even though the two elements are in the same contract, between the same parties and at the same time. The Bank recognised the compensation received as other income corresponding with the recognition of loss from demolition of old building amounting to Rp241,080 for the year ended 31 December 2023.

As at 31 December 2024, the Bank had received payment of Rp96,432 (2023: Rp48,216) and recorded the remaining as receivables from PT PP amounting in other assets to Rp144,648 (2023: Rp192,864).

Revaluation of fixed assets

The revaluation of fixed assets are performed based on Indonesian Valuation Standards. The valuation methods used are market data approach and income approach. Elements used in data comparison to determine fair value of assets are among others are as follows:

a) type and right on property;
b) market condition;
c) location;
d) physical characteristic; and
e) land characteristic.

Fair value was determined by hierarchy and input used on technical valuation of non-financial assets:

- *Level 1: Input quoted (unadjusted) prices in active market for identical assets;*
- *Level 2: Input other than quoted market price in level 1 that are observable either directly or indirectly; and*
- *Level 3: Input that are not observable.*

14. ASET TETAP, ASET HAK GUNA DAN ASET TIDAK BERWUJUD - BERSIH (lanjutan)

Revaluasi aset tetap (lanjutan)

Pengukuran nilai wajar tanah dikategorikan sebagai nilai wajar level 2 berdasarkan input dari teknik penilaian yang digunakan.

Revaluasi aset tetap - *ex-legacy* PT Bank Syariah Mandiri ("BSM")

Berdasarkan surat PT Bank Mandiri (Persero) Tbk No. CSC.CRE/508/2020 tertanggal 26 Agustus 2020 dan persetujuan OJK melalui surat No. S-159/PB.31/2020 tertanggal 9 Oktober 2020, PT Bank Mandiri (Persero) Tbk melakukan penambahan penyertaan modal melalui *inbreng* Aset Tetap Tidak Bergerak ("ATTB") milik PT Bank Mandiri (Persero) Tbk kepada PT Bank Syariah Mandiri sebesar Rp152.997 yang terdiri dari tanah senilai Rp127.750 dan bangunan senilai Rp25.247 (tidak termasuk pajak). Revaluasi atas ATTB dengan nilai pasar sebesar Rp152.997 dilakukan oleh Kantor Jasa Penilai Publik ("KJPP") Rizki Djunaedy & Rekan, penilai independen eksternal yang telah teregistrasi pada OJK, berdasarkan laporannya tertanggal 2 Maret 2020. Penambahan ATTB selama tahun 2020 sejumlah Rp175.876 terdiri dari tanah senilai Rp144.527 (termasuk pajak sejumlah Rp16.777) dan bangunan senilai Rp31.349 (termasuk pajak senilai Rp6.102) yang berasal dari *inbreng* ATTB terkait penambahan modal dari PT Bank Mandiri (Persero) Tbk.

Revaluasi aset tetap - *ex-legacy* PT Bank BRIsyariah Tbk ("BRIS")

Pada tanggal 31 Januari 2021, *ex-legacy* BRIS melakukan penyesuaian kebijakan revaluasi aset tetap sesuai ketentuan dengan BSI atas pencatatan tanah dari sebelumnya menggunakan model biaya menjadi menggunakan model revaluasi. Secara total pada tahun 2021, kenaikan nilai tercatat yang timbul dari revaluasi tanah dicatat sebagai "Pendapatan Komprehensif Lain" adalah sebesar Rp80.276 dan penurunan nilai tercatat yang timbul dari revaluasi dicatat sebagai beban pada tahun 2021 adalah sebesar Rp12.892. Penilaian atas tanah dilakukan oleh independen eksternal yaitu KJPP Nanang Rahayu, Sigit Paryanto dan Rekan.

Revaluasi aset tetap - *ex-legacy* PT Bank BNI Syariah ("BNIS")

Pada tanggal 31 Januari 2021, *ex-legacy* BNIS melakukan penyesuaian kebijakan dengan BSI atas pencatatan bangunan dari sebelumnya menggunakan model revaluasi menjadi menggunakan model biaya. Atas hal ini, Bank melakukan pembalikan atas penilaian kembali bangunan yang sebelumnya sudah dicatat di "Penghasilan Komprehensif Lain" sebesar Rp9.361.

***14. FIXED ASSETS, RIGHT-OF-USE ASSETS AND INTANGIBLE ASSETS - NET** (continued)*

***Revaluation of fixed assets** (continued)*

The fair value measurement for the land is categorised as level 2 fair value based on the inputs of the valuation technique used.

Fixed asset revaluation - ex-legacy PT Bank Syariah Mandiri ("BSM")

Based on the letter of PT Bank Mandiri (Persero) Tbk No. CSC.CRE/508/2020 dated 26 August 2020 and approval OJK by the letter No. S-159/PB.31/2020 dated 9 October 2020, PT Bank Mandiri (Persero) Tbk has obtain additional share by inbreng Non-movable Fixed Assets ("ATTB") of PT Bank Mandiri (Persero) Tbk to PT Bank Syariah Mandiri amounting Rp152,997 which consists of land amounting Rp127,750 and buildings amounting Rp25,247 (exclude tax). Revaluation of ATTB with market value amounting Rp152,997 was performed by Public Appraisal Service Office ("KJPP") Rizki Djunaedy & Partners, external independent appraisal registered in OJK, based on their report dated 2 March 2020. Addition of ATTB in 2020 amounting to Rp175,876 consists of land amounting to Rp144,527 (include tax amounting Rp16,777) and building amounting to Rp31,349 (include tax amounting to Rp6,102) from inbreng ATTB related to additional capital from PT Bank Mandiri (Persero) Tbk.

Fixed asset revaluation - ex-legacy PT Bank BRIsyariah Tbk ("BRIS")

On 31 January 2021, the ex-legacy BRIS made a policy adjustment of asset revaluation to be in line with BSI's policy for recording of land from cost model to revaluation model. In total in 2021, the increases in the carrying amount of land revaluation are recorded as "Other Comprehensive Income" amounting to Rp80,276 and the decrease of carrying amount from revaluation is recorded as expenses in 2021 amounting to Rp12,892. The valuations of land was performed by KJPP Nanang Rahayu, Sigit Paryanto dan Rekan, an external independent appraisal.

Fixed asset revaluation - ex-legacy PT Bank BNI Syariah ("BNIS")

On 31 January 2021, ex-legacy BNIS made a policy adjustment to be in line with BSI's policy for recording of building from revaluation model to cost model. In this regard, the Bank reversed the revaluation of the building which had previously been recorded in "Other Comprehensive Income" amounting to Rp9,361.

14. ASET TETAP, ASET HAK GUNA DAN ASET TIDAK BERWUJUD - BERSIH (lanjutan)

14. FIXED ASSETS, RIGHT-OF-USE ASSETS AND INTANGIBLE ASSETS - NET *(continued)*

Revaluasi atas tanah - PT Bank Syariah Indonesia Tbk

Revaluasi atas tanah dengan nilai tercatat pada saat revaluasi sebesar Rp67.617, dilakukan oleh KJPP Abdullah Fitriantoro & Rekan, penilai independen eksternal yang telah teregistrasi pada OJK, dalam laporannya tertanggal 25 November 2021. Selisih lebih nilai revaluasi tanah tahun 2021 sebesar Rp113.596 dicatat sebagai "Surplus Revaluasi Aset Tetap" dan disajikan pada pendapatan komprehensif lain. Penurunan nilai tercatat yang timbul dari revaluasi tanah sebesar Rp45.979 diakui dalam laba rugi tahun 2021 sebagai beban usaha lainnya.

Revaluation on land - PT Bank Syariah Indonesia Tbk

Revaluation on land with carrying amount on revaluation amounting to Rp67,617, performed by KJPP Abdullah Fitriantoro & Rekan, an external independent appraisal registered on OJK, on their report dated 25 November 2021. Difference on land revaluation in 2021 amounting to Rp113,596 was recorded as "Surplus on Revaluation of Fixed Asset" and expressed on other comprehensive income. Impairment of carrying value from revaluation on land amounting to Rp45,979 was recognised in the profit or loss of the year 2021 as other operating expense.

Revaluasi atas tanah pada tahun 2024

Revaluasi atas tanah pada 31 Desember 2024 dilakukan oleh KJPP Dino Farid & Rekan serta KJPP Muttaqin Bambang Purwanto Rozak Uswatun ("MBPRU") & Rekan, penilai independen eksternal yang telah teregistrasi pada OJK, dalam laporannya tertanggal 30 Juli 2024 dan 1 Agustus 2024. Selisih lebih nilai revaluasi tanah tahun 2024 sebesar Rp116.525 dan pembalikan penurunan nilai dari periode sebelumnya sebesar Rp7.615 dicatat sebagai "Keuntungan Revaluasi Aset Tetap" dan disajikan pada pendapatan komprehensif lain. Penurunan nilai tercatat yang timbul dari revaluasi tanah sebesar Rp2.475 diakui dalam laba rugi tahun 2024 sebagai beban usaha lainnya.

Revaluation on land in 2024

Revaluation on land as at 31 December 2024 was performed by KJPP Dino Farid & Rekan and KJPP Muttaqin Bambang Purwanto Rozak Uswatun ("MBPRU") & Rekan, external independent appraisals registered on OJK, on their report dated 30 July 2024 and 1 August 2024. Difference on land revaluation in 2024 amounting to Rp116,525 and reversal of impairment from prior period amounting to Rp7,615 were recorded as "Gain on Revaluation of Fixed Assets" and presented in other comprehensive income. Impairment of carrying value from revaluation on land amounting to Rp2,475 was recognised in the profit or loss of the year 2024 as other operating expense.

Perubahan cadangan revaluasi aset bersih setelah pajak adalah sebagai berikut:

The movements in the asset revaluation reserve net of tax are as follows:

	2024	2023	
Saldo awal tahun	444,530	444,530	*Beginning year balance*
Kenaikan nilai tanah	108,910	-	*Gain on land value*
Saldo akhir tahun	553,440	444,530	*Ending year balance*

Aset hak guna / ***Right-of-use assets***

	2024				
	Saldo awal/ *Beginning balance*	**Penambahan/ *Additions***	**Pengurangan/ *Deductions***	**Saldo akhir/ *Ending balance***	
Nilai perolehan					***Acquisition cost***
Bangunan kantor	1,205,107	438,502	(289,324)	1,354,285	*Office buildings*
Kendaraan bermotor dan sistem teknologi	132,876	-	(114,427)	18,449	*Vehicles and technology system*
	1,337,983	438,502	(403,751)	1,372,734	
Akumulasi penyusutan					***Accumulated depreciation***
Bangunan kantor	(665,026)	(321,004)	289,324	(696,706)	*Office buildings*
Kendaraan bermotor dan sistem teknologi	(110,116)	(22,761)	114,427	(18,450)	*Vehicles and technology system*
	(775,142)	(343,765)	403,751	(715,156)	
Nilai buku	562,841			657,578	***Book value***

14. ASET TETAP, ASET HAK GUNA DAN ASET TIDAK BERWUJUD - BERSIH (lanjutan)

14. FIXED ASSETS, RIGHT-OF-USE ASSETS AND INTANGIBLE ASSETS - NET (continued)

Aset hak guna (lanjutan)

***Right-of-use assets** (continued)*

	2023				
	Saldo awal/ *Beginning balance*	Penambahan/ *Additions*	Pengurangan/ *Deductions*	Saldo akhir/ *Ending balance*	
Nilai perolehan					***Acquisition cost***
Bangunan kantor	1,140,654	256,257	(191,804)	1,205,107	*Office buildings*
Kendaraan bermotor dan sistem teknologi	132,876	-	-	132,876	*Vehicles and technology system*
	1,273,530	256,257	(191,804)	1,337,983	
Akumulasi penyusutan					***Accumulated depreciation***
Bangunan kantor	(564,957)	(291,873)	191,804	(665,026)	*Office buildings*
Kendaraan bermotor dan sistem teknologi	(68,284)	(41,832)	-	(110,116)	*Vehicles and technology system*
	(633,241)	(333,705)	191,804	(775,142)	
Nilai buku	640,289			562,841	***Book value***

Bank mengakui aset hak guna dan liabilitas sewa untuk semua sewa dengan kontrak jangka waktu tertentu, dibayar bulanan atau periodik. Terdapat pengecualian untuk sewa dengan jangka waktu pendek, yaitu kurang dari atau sama dengan 12 bulan serta tidak ada opsi beli dan opsi perpanjangan, dan memiliki aset pendasar bernilai rendah, yaitu lebih kecil atau sama dengan Rp70.000.000 (tujuh puluh juta Rupiah) dalam nilai penuh.

The Bank recognises the right-of-use assets and lease liabilities for all leases with time contracts, payable monthly or periodically. There are exceptions to the lease with a short term, which is less or equal to 12 months and there is no call option and extention option, and has a low value underlying asset, which is less than or equal to Rp70,000,000 (seventy million Rupiah) in full amount.

Laporan laba rugi dan penghasilan komprehensif lain menyajikan saldo berikut berkaitan dengan sewa:

Statements of profit or loss and other comprehensive income shows the following amounts related to lease:

	2024	2023	
Beban penyusutan aset hak guna (Catatan 38):			*Depreciation expense of right of use assets (Note 38):*
Bangunan kantor	321,004	295,562	*Office buildings*
Kendaraan bermotor dan sistem teknologi	22,761	38,143	*Vehicle and technology system*
	343,765	333,705	
Beban sewa (Catatan 38):			*Rent expenses (Note 38):*
Beban bunga:			*Interest expenses:*
Bangunan kantor	15,574	6,752	*Office buildings*
Kendaraan bermotor dan sistem teknologi	349	2,445	*Vehicle and technology system*
	15,923	9,197	
Beban berkaitan dengan sewa jangka pendek (kurang dari atau sama dengan 12 bulan)	354,593	272,262	*Expenses related to short term leases (less than or equal to 12 months)*
Beban berkaitan dengan sewa atas aset yang bernilai rendah yang bukan sewa jangka pendek	22,556	28,796	*Expenses related to leases of low value assets that are not short term leases*
	393,072	310,255	
Jumlah	736,837	643,960	*Total*

Aset tidak berwujud

Intangible assets

	2024				
	Saldo awal/ *Beginning balance*	Penambahan/ *Addition*	Reklasifikasi/ *Reclassification*	Saldo akhir/ *Ending balance*	
Nilai perolehan					***Acquisition cost***
Perangkat lunak	1,279,219	84,176	301,828	1,665,223	*Software*
Aset dalam penyelesaian	462,420	1,060,791	(301,828)	1,221,383	*Construction in progress*
	1,741,639	1,144,967	-	2,886,606	
Akumulasi amortisasi					***Accumulated amortisation***
Perangkat lunak	(613,305)	(170,957)	-	(784,262)	*Software*
Nilai buku	1,128,334			2,102,344	***Book value***

14. ASET TETAP, ASET HAK GUNA DAN ASET TIDAK BERWUJUD - BERSIH (lanjutan)

14. FIXED ASSETS, RIGHT-OF-USE ASSETS AND INTANGIBLE ASSETS - NET (continued)

Aset tidak berwujud (lanjutan)

***Intangible assets** (continued)*

	2023				
	Saldo awal/ *Beginning balance*	Penambahan/ *Addition*	Reklasifikasi/ *Reclassification*	Saldo akhir/ *Ending balance*	
Nilai perolehan					***Acquisition cost***
Perangkat lunak	750,007	276,241	252,971	1,279,219	*Software*
Aset dalam penyelesaian	-	715,391	(252,971)	462,420	*Construction in progress*
	750,007	991,632	-	1,741,639	
Akumulasi amortisasi					***Accumulated amortisation***
Perangkat lunak	(491,319)	(121,986)	-	(613,305)	*Software*
Nilai buku	258,688			1,128,334	***Book value***

Estimasi persentase tingkat penyelesaian aset dalam penyelesaian pada tanggal 31 Desember 2024 dan 2023 adalah berkisar antara 4,19% - 98,24% dan 10,71% - 95,00%. Aset dalam penyelesaian pada tanggal 31 Desember 2024 tersebut diperkirakan akan selesai pada tahun 2025 sampai dengan 2026.

The estimated percentage of completion of construction in progress as at 31 December 2024 and 2023 is between 4.19% - 98.24% and 10.71% - 95.00%. Those assets in progress as at 31 December 2024 are estimated to be completed in 2025 until 2026.

Jumlah beban amortisasi aset tidak berwujud yang dibebankan pada laporan laba rugi dan penghasilan komprehensif lain adalah masing-masing sebesar Rp170.957 dan Rp121.986 pada tanggal 31 Desember 2024 dan 2023 (Catatan 38).

Total amortisation expenses of intangible assets charged in the statements of profit or loss and other comprehensive income is amounting to Rp170,957 and Rp121,986 as at 31 December 2024 and 2023, respectively (Note 38).

15. ASET LAIN-LAIN - BERSIH

15. OTHER ASSETS - NET

Aset lain-lain terdiri dari:

Other assets consist of:

	2024	2023	
Beban dibayar dimuka	1,975,414	1,194,999	*Prepaid expense*
Piutang pendapatan surat berharga	979,776	889,375	*Income receivables from securities*
Agunan yang diambil alih	711,370	825,759	*Foreclosed collaterals*
Tagihan SKBDN kepada nasabah	362,851	272,925	*SKBDN receivables to customers*
Pendapatan pembiayaan yang akan diterima	290,984	202,588	*Income receivables from financing*
Tagihan ATM	198,877	317,824	*ATM receivables*
Tagihan kepada pihak ketiga	144,648	192,864	*Receivables from third party*
Persediaan alat tulis kantor dan materai	71,420	75,659	*Office supplies and stamps*
Setoran jaminan	53,064	46,959	*Guarantee deposit*
Lainnya	398,854	315,996	*Others*
	5,187,258	4,334,948	
Cadangan kerugian penurunan nilai	(959,155)	(1,081,560)	*Allowance for impairment losses*
Bersih	4,228,103	3,253,388	*Net*

Lainnya antara lain properti terbengkalai, biaya yang ditangguhkan, serta berbagai macam tagihan, antara lain tagihan Bank Indonesia *Fast Payment* ("BI *Fast*"), tagihan atas transaksi *Quick Response Code Indonesian Standard* ("QRIS"), tagihan Kartu Hasanah, transaksi kliring, dan lebih bayar pajak penghasilan pasal 21.

Others are abandoned property, deferred fees, as well as various bills, such as Bank Indonesia Fast Payment ("BI Fast") bills, bills for Quick Response Code Indonesian Standard ("QRIS") transactions, Hasanah Card bills, clearing transactions and overpayment of income tax art 21.

Manajemen berpendapat bahwa jumlah cadangan kerugian penurunan nilai aset lain-lain yang dibentuk telah memadai.

Management believes that allowance for impairment losses on other assets is adequate.

Mutasi agunan yang diambil alih pada tanggal 31 Desember 2024 dan 2023 diungkapkan pada Catatan 54j.

Movement of the foreclosed collaterals as at of 31 December 2024 and 2023 are disclosed in Note 54j.

16. LIABILITAS SEGERA / *16. OBLIGATIONS DUE IMMEDIATELY*

	2024	2023	
Pihak ketiga			***Third parties***
Zakat Bank	232,061	189,730	*Zakat of the Bank*
Liabilitas ATM Jalin	130,950	294,323	*Liabilities to ATM Jalin*
Liabilitas pihak ketiga	157,013	117,002	*Liabilities to third parties*
Titipan dana nasabah	57,800	25,224	*Deposit of customer funds*
Titipan tagihan pembayaran	42,310	54,573	*Remittance of bills payment*
Liabilitas ATM Bersama	30,809	34,535	*Liabilities to ATM Bersama*
Liabilitas ATM Prima	24,587	82,680	*Liabilities to ATM Prima*
Zakat pegawai, nasabah dan umum	3,621	7,044	*Zakat of employees, customers and public*
Titipan ATM	3,544	36,117	*ATM remittance*
Titipan lainnya	174,286	303,619	*Other remittances*
	856,981	1,144,847	
Pihak berelasi (Catatan 44)			***Related parties (Note 44)***
Titipan ATM	1,662	171,220	*ATM remittance*
	858,643	1,316,067	

Liabilitas pihak ketiga merupakan liabilitas atas transaksi QRIS, liabilitas *BI Fast,* jasa pembayaran, dan kewajiban dalam rangka sekuritisasi.

Liabilities to third parties represent liabilities arising from QRIS transactions, liabilities to BI Fast, payment services, and liabilities related to securitisation.

Liabilitas ATM Jalin, ATM Prima dan ATM Bersama, merupakan liabilitas yang timbul karena penggunaan jaringan ATM Bank oleh nasabah bank lain yang menjadi anggota dari jaringan ATM Jalin, jaringan ATM Prima dan jaringan ATM Bersama.

Liabilities to ATM Jalin, ATM Prima and ATM Bersama represent liabilities arising from using the Bank's network of ATM by customers of using ATM Jalin network, ATM Prima and ATM Bersama.

Titipan lainnya merupakan titipan *direct* terhadap mitra Bank, titipan bagi hasil deposito jatuh tempo dan lainnya.

Other remittances are direct remittances to the Bank's partners, remittances of time deposits profit sharing and others.

Zakat pegawai, nasabah, dan umum merupakan zakat yang dibayarkan secara individu melalui *platform E-Channel* Bank dan akan disalurkan ke lembaga pengelola zakat.

Zakat of employees, customers and publics are zakat paid individually through the Bank's E-Channel platform and will be distributed to zakat management institutions.

17. BAGI HASIL YANG BELUM DIBAGIKAN / *17. UNDISTRIBUTED REVENUE SHARING*

Akun ini merupakan bagi hasil yang belum dibagikan oleh Bank kepada nasabah *(shahibul maal)* atas bagian keuntungan hasil usaha Bank yang telah disisihkan dari pengelolaan dana *mudharabah.*

This account represents the undistributed share of the customers (shahibul maal) on income generated by the Bank from managing mudharabah funds.

Bagi hasil yang belum dibagikan Bank pada tanggal 31 Desember 2024 dan 2023 adalah sebagai berikut:

The Bank's undistributed profit sharing as at 31 December 2024 and 2023, are as follows:

	2024	2023	
Bukan Bank			***Non-Bank***
Rupiah			***Rupiah***
Deposito	222,038	191,504	*Time deposits*
Giro	41,388	43,929	*Demand deposits*
Sukuk *mudharabah* berkelanjutan	8,384	-	*Sustainability sukuk mudharabah*
Sukuk *mudharabah* subordinasi	1,317	658	*Subordinated sukuk mudharabah*
	273,127	236,091	

17. BAGI HASIL YANG BELUM DIBAGIKAN (lanjutan)

17. UNDISTRIBUTED REVENUE SHARING (continued)

Bagi hasil yang belum dibagikan Bank pada tanggal 31 Desember 2024 dan 2023 adalah sebagai berikut: (lanjutan)

The Bank's undistributed profit sharing as at 31 December 2024 and 2023, are as follows: (continued)

	2024	2023	
Bukan Bank (lanjutan)			***Non-Bank** (continued)*
Mata uang asing			***Foreign currencies***
Deposito	9,236	2,820	*Time deposits*
Giro	2	-	*Demand deposits*
	9,238	2,820	
	282,365	238,911	
Bank Indonesia			***Bank Indonesia***
Rupiah			***Rupiah***
PaSBI	6,395	16,319	*PaSBI*
Bank			***Bank***
Rupiah			***Rupiah***
Deposito	79	146	*Time deposits*
Pembiayaan berjangka *mudharabah*	2,739	556	*Mudharabah term financing*
	2,818	702	
	291,578	255,932	

18. GIRO *WADIAH*

18. WADIAH DEMAND DEPOSITS

Giro *wadiah* terdiri dari:

Wadiah demand deposits consist of:

	2024	2023	
Pihak ketiga			***Third parties***
Rupiah	15,113,900	16,475,273	*Rupiah*
Dolar Amerika Serikat	1,064,416	1,261,650	*United States Dollar*
Euro Eropa	17,505	15,081	*European Euro*
Dolar Singapura	27,126	14,248	*Singapore Dollar*
Riyal Arab Saudi	37,287	257,413	*Saudi Arabian Riyal*
	16,260,234	18,023,665	
Pihak berelasi (Catatan 44)			***Related parties (Note 44)***
Rupiah	2,847,492	2,818,082	*Rupiah*
Dolar Amerika Serikat	12,213	5,777	*United States Dollar*
Riyal Arab Saudi	27,140	-	*Saudi Arabian Riyal*
	2,886,845	2,823,859	
	19,147,079	20,847,524	

Giro *wadiah* merupakan giro *wadiah yad-dhamanah* yaitu titipan dana pihak ketiga yang dapat diberikan bonus berdasarkan kebijakan Bank.

Wadiah demand deposits represent wadiah yad-dhamanah in which the third parties funds are entitled to receive bonuses in accordance with the Bank's policy.

Kisaran bonus giro *wadiah* yang diberikan nasabah adalah sebagai berikut:

The range rate from wadiah demand deposits given by customers are as follows:

	2024	2023	
Rupiah	0.02% - 0.04%	0.02% - 0.03%	*Rupiah*
Mata uang asing	0.00%	0.00%	*Foreign currencies*

19. TABUNGAN *WADIAH* / *19. WADIAH SAVINGS DEPOSITS*

Tabungan *wadiah* terdiri dari: / *Wadiah savings deposits consist of:*

	2024	2023	
Pihak ketiga			***Third parties***
Rupiah	54,045,084	45,708,696	*Rupiah*
Dolar Amerika Serikat	1,221,082	1,307,515	*United States Dollar*
	55,266,166	47,016,211	
Pihak berelasi (Catatan 44)			***Related parties (Note 44)***
Rupiah	11,364	9,350	*Rupiah*
Dolar Amerika Serikat	2,537	813	*United States Dollar*
	13,901	10,163	
	55,280,067	47,026,374	

Kisaran bonus tabungan *wadiah* yang diberikan nasabah adalah sebagai berikut: / *The range rate of bonus from wadiah savings deposits given by customers are as follows:*

	2024	2023	
Rupiah	0.00%	0.00%	*Rupiah*
Dolar Amerika Serikat	0.00%	0.00%	*United States Dollar*

20. SIMPANAN DARI BANK LAIN / *20. DEPOSITS FROM OTHER BANKS*

a. Berdasarkan jenis dan mata uang / *a. By type and currency*

	2024	2023	
Rupiah			***Rupiah***
Sertifikat Investasi *Mudharabah* Antarbank ("SIMA")	2,240,000	1,505,000	*Interbank Mudharabah Investment Certificate ("SIMA")*
Sertifikat Pengelolaan Dana Berdasarkan Prinsip Syariah Antarbank ("SIPA")	600,834	-	*Sharia Compliant Interbank Fund Management Certificate ("SIPA")*
Giro *wadiah*	174,143	125,292	*Wadiah demand deposits*
Tabungan *wadiah*	8,985	7,788	*Wadiah savings deposits*
	3,023,962	1,638,080	
Mata uang asing			***Foreign currencies***
Giro *wadiah*	736	45	*Wadiah demand deposits*
Sertifikat Investasi *Mudharabah* Antarbank ("SIMA")	1,126,650	123,176	*Interbank Mudharabah Investment Certificate ("SIMA")*
	1,127,386	123,221	
	4,151,348	1,761,301	

b. Berdasarkan hubungan / *b. By relationship*

	2024	2023	
Pihak ketiga			***Third parties***
Rupiah			***Rupiah***
Sertifikat Investasi *Mudharabah* Antarbank ("SIMA")	2,240,000	1,355,000	*Interbank Mudharabah Investment Certificate ("SIMA")*
Sertifikat Pengelolaan Dana Berdasarkan Prinsip Syariah Antarbank ("SIPA")	400,000	-	*Sharia Compliant Interbank Fund Management Certificate ("SIPA")*
Giro *wadiah*	172,774	123,939	*Wadiah demand deposits*
Tabungan *wadiah*	8,985	7,788	*Wadiah savings deposits*
	2,821,759	1,486,727	
Mata uang asing			***Foreign currencies***
Giro *wadiah*	736	45	*Wadiah demand deposits*
Sertifikat Investasi *Mudharabah* Antarbank ("SIMA")	241,425	46,191	*Interbank Mudharabah Investment Certificate ("SIMA")*
	242,161	46,236	
	3,063,920	1,532,963	

20. SIMPANAN DARI BANK LAIN (lanjutan) / *DEPOSITS FROM OTHER BANKS (continued)*

b. Berdasarkan hubungan (lanjutan) / *By relationship (continued)*

	2024	2023	
Pihak berelasi			***Related parties***
Rupiah			***Rupiah***
Sertifikat Investasi *Mudharabah* Antarbank ("SIMA")	-	150,000	*Interbank Mudharabah Investment Certificate ("SIMA")*
Giro *wadiah*	1,369	1,353	*Wadiah demand deposits*
Sertifikat Pengelolaan Dana Berdasarkan Prinsip Syariah Antarbank ("SIPA")	200,834	-	*Sharia Compliant Interbank Fund Management Certificate ("SIPA")*
	202,203	151,353	
Mata uang asing			***Foreign currencies***
Sertifikat Investasi *Mudharabah* Antarbank ("SIMA")	885,225	76,985	*Interbank Mudharabah Investment Certificate ("SIMA")*
	4,151,348	1,761,301	

Kisaran bonus giro *wadiah* yang diberikan nasabah adalah sebagai berikut:

The range rate from wadiah demand deposits given by customers are as follows:

	2024	2023	
Rupiah	0.70% - 0.73%	0.72% - 0.73%	*Rupiah*
Mata uang asing	0.00%	0.00%	*Foreign currencies*

21. LIABILITAS KEPADA BANK INDONESIA / *LIABILITIES TO BANK INDONESIA*

	2024	2023	
Pihak ketiga			***Third parties***
Rupiah	18,417,864	11,900,055	*Rupiah*

Liabilitas kepada Bank Indonesia pada tanggal 31 Desember 2024 dan 2023 berisi instrumen Pengelolaan Likuiditas berdasarkan Prinsip Syariah Bank Indonesia ("PaSBI") yang merupakan fasilitas penyediaan dana dari Bank Indonesia untuk pengelolaan likuiditas Bank dengan agunan berupa surat berharga yang memenuhi prinsip syariah dengan nilai nominal agunan masing-masing sebesar Rp19.800.000 dan Rp12.500.000.

Pada tanggal 31 Desember 2024 dan 2023, Bank mendapatkan fasilitas PaSBI sebesar Rp18.417.864 dengan persentase bagi hasil yang dibayar oleh Bank sebesar 6,25% per tahun dan Rp11.900.055 dengan persentase bagi hasil yang dibayar oleh Bank sebesar 6,25% dan 6,85% per tahun. PaSBI 31 Desember 2024 jatuh tempo pada tanggal 6 Januari 2025 serta PaSBI 31 Desember 2023 jatuh tempo pada tanggal 4 dan 5 Januari 2024.

Liabilities to Bank Indonesia as at 31 December 2024 and 2023 containing Liquidity Management based on Bank Indonesia Sharia Principles ("PaSBI") instrument, which is a funding facility from Bank Indonesia for managing the Bank's liquidity with collateral in the form of securities that comply with sharia principles with collateral nominal value amounting to Rp19,800,000 and Rp12,500,000, respectively.

As at 31 December 2024 and 2023, the Bank obtained PaSBI facilities amounting to Rp18,417,864 with a percentage profit sharing paid by the Bank of 6.25% per annum and Rp11,900,055 with a percentage profit sharing paid by the Bank of 6.25% and 6.85% per annum. PaSBI 31 December 2024 matures on 6 January 2025 and PaSBI 31 December 2023 matures on 4 and 5 January 2024.

22. PERPAJAKAN / *TAXATION*

a. Utang pajak / *Taxes payable*

Rincian utang pajak adalah sebagai berikut:

The details of taxes payable are as follows:

	2024	2023	
Utang pajak penghasilan			*Income tax payables*
Pasal 29	674,835	224,467	*Article 29*
Utang pajak lainnya			*Other tax payables*
Pasal 4 (2)	101,799	83,157	*Article 4 (2)*
Pasal 21	2,342	173,449	*Article 21*
Pasal 22	7,252	1,466	*Article 22*
Pasal 23	11,605	7,141	*Article 23*
Pasal 26	7,091	683	*Article 26*
PPN dan PPh lainnya	84,718	48,679	*VAT and other income taxes*
	214,807	314,575	
	889,642	539,042	

22. PERPAJAKAN (lanjutan) / ***22. TAXATION** (continued)*

b. Beban pajak / ***b. Tax expense***

	2024	2023	
Beban pajak kini	2,436,340	1,678,581	*Current tax expense*
(Manfaat)/beban pajak tangguhan	(391,833)	17,148	*Deferred tax (benefit)/expense*
	2,044,507	1,695,729	

Rekonsiliasi antara laba sebelum pajak penghasilan pada laporan laba rugi dan penghasilan komprehensif lain dan perhitungan penghasilan pajak adalah sebagai berikut:

Reconciliation between income before income tax as stated in the statements of profit or loss and other comprehensive income and income tax calculation are as follows:

	2024	2023	
Laba sebelum pajak penghasilan	9,050,395	7,399,472	*Income before tax*
Beda temporer			*Temporary differences*
Cadangan kerugian penurunan nilai atas aset keuangan dan aset produktif	2,105,668	223,334	*Allowance for impairment losses on financial assets and earning assets*
Penyisihan kerugian atas aset nonproduktif	(46,041)	(15,450)	*Provision for impairment losses on non-earning assets*
Estimasi kerugian atas komitmen dan kontinjensi	(7,972)	3,144	*Estimated losses on commitments and contingencies*
Cadangan kerugian risiko operasional	(18,284)	(31,597)	*Provision for impairment losses on operational risk*
Penyisihan liabilitas imbalan kerja	3,595	(56,935)	*Provision for employee benefit liabilities*
Cadangan bonus	(124,036)	(40,502)	*Provision for bonus*
Cadangan tantiem dan beban tenaga kerja	24,090	8,988	*Provision for tantiem and personnel expenses*
Lain-lain	(155,958)	(96,862)	*Others*
Jumlah beda temporer	1,781,062	(5,880)	*Total temporary differences*
Beda tetap			*Permanent differences*
Representasi dan sumbangan	80,176	60,517	*Representation and donation*
Keanggotaan nonasosiasi	2,724	934	*Non-association membership*
Penurunan nilai aset tetap	2,475	-	*Fixed assets impairment*
Biaya lainnya	157,443	174,871	*Others*
Total beda tetap	242,818	236,322	*Total permanent differences*
Total koreksi fiskal	2,023,880	230,442	*Total fiscal corrections*
Penghasilan kena pajak	11,074,275	7,629,914	*Taxable income*
Beban pajak penghasilan badan	2,436,340	1,678,581	*Corporate income tax expense*
Pajak dibayar dimuka - pasal 25	(1,760,822)	(1,453,654)	*Prepaid tax - article 25*
Pajak yang dipotong pihak lain - pasal 22	(683)	(460)	*Tax withheld by other parties - article 22*
Utang pajak penghasilan - pasal 29	674,835	224,467	***Income tax payable - article 29***

Rekonsiliasi atas beban pajak penghasilan dengan perkalian laba sebelum pajak penghasilan dan tarif pajak yang berlaku adalah sebagai berikut:

The reconciliation of income tax expense by multiplying income before income tax to the applicable tax rate are as follows:

	2024	2023	
Laba sebelum pajak penghasilan	9,050,395	7,399,472	*Income before tax*
Beban pajak penghasilan yang dihitung dari laba sebelum pajak penghasilan	1,991,087	1,627,884	*Income tax expense calculated from income before tax*
Pengaruh pajak atas beda tetap	53,420	67,845	*Tax impact of permanent differences*
Beban pajak	2,044,507	1,695,729	*Tax expense*

22. PERPAJAKAN (lanjutan) / ***22. TAXATION*** *(continued)*

c. Aset pajak tangguhan / ***c. Deferred tax assets***

	31 Desember/*December* 2024				
	Saldo awal/ *Beginning balance*	**Dikreditkan/ (dibebankan) ke laba rugi/ *Credited/ (charged) to statements of profit or loss***	**(Dibebankan)/ dikreditkan ke penghasilan komprehensif lain/*(Charged)/ credited to OCI***	**Saldo akhir/ *Ending balance***	
Cadangan kerugian penurunan nilai atas aset keuangan dan aset produktif	1,055,833	463,247	-	1,519,080	*Allowance for impairment losses on financial assets and earning assets*
Penyisihan kerugian atas aset nonproduktif	213,255	(10,129)	-	203,126	*Provision for impairment losses on non-earning assets*
Estimasi kerugian atas komitmen dan kontinjensi	7,044	(1,754)	-	5,290	*Estimated losses on commitments and contingencies*
Cadangan kerugian risiko operasional	13,549	(4,024)	-	9,525	*Provision for impairment losses on operational risks*
Penyisihan liabilitas imbalan kerja	146,797	791	(29,948)	117,640	*Provision employee benefit liabilities*
Cadangan bonus	184,589	(27,288)	-	157,301	*Provision for bonus*
Cadangan tantiem dan beban tenaga kerja	67,150	5,300	-	72,450	*Provision for tantiem and personnel expenses*
Depresiasi aset tetap	(26,357)	(29,332)	-	(55,689)	*Depreciation of fixed assets*
Aset hak guna	31,682	(71,966)	-	(40,284)	*Right-of-use assets*
Liabilitas sewa	(27,102)	66,988	-	39,886	*Lease liabilities*
Lainnya	(746)	-	29,148	28,402	*Others*
	1,665,694	391,833	(800)	2,056,727	

	31 Desember/*December* 2023				
	Saldo awal/ *Beginning balance*	**(Dibebankan)/ dikreditkan ke laba rugi/ *(Charged)/ credited to statements of profit or loss***	**Dikreditkan/ (dibebankan) ke penghasilan komprehensif lain/*Credited/ (charged) to OCI***	**Saldo akhir/ *Ending balance***	
Cadangan kerugian penurunan nilai atas aset keuangan dan aset produktif	1,006,700	49,133	-	1,055,833	*Allowance for impairment losses on financial assets and earning assets*
Penyisihan kerugian atas aset nonproduktif	216,654	(3,399)	-	213,255	*Provision for impairment losses on non-earning assets*
Estimasi kerugian atas komitmen dan kontinjensi	6,352	692	-	7,044	*Estimated losses on commitments and contingencies*
Cadangan kerugian risiko operasional	20,500	(6,951)	-	13,549	*Provision for impairment losses on operational risks*
Penyisihan liabilitas imbalan kerja	151,584	(12,526)	7,739	146,797	*Provision employee benefit liabilities*
Cadangan bonus	193,499	(8,910)	-	184,589	*Provision for bonus*
Cadangan tantiem dan beban tenaga kerja	65,173	1,977	-	67,150	*Provision for tantiem and personnel expenses*
Depresiasi aset tetap	(11,748)	(14,609)	-	(26,357)	*Depreciation of fixed assets*
Aset hak guna	27,135	4,547	-	31,682	*Right-of-use assets*
Liabilitas sewa	-	(27,102)	-	(27,102)	*Lease liabilities*
Lainnya	(746)	-	-	(746)	*Others*
	1,675,103	(17,148)	7,739	1,665,694	

Manajemen berpendapat bahwa kemungkinan besar jumlah laba fiskal pada masa mendatang memadai untuk mengkompensasi perbedaan temporer yang menimbulkan aset pajak tangguhan tersebut.

Management believes that it is most likely that future taxable income will be available against the temporary differences which create deferred tax assets.

d. Surat ketetapan pajak / ***d. Tax assessment letters***

Pemeriksaan tahun pajak 2020 - BSI (*ex-legacy* BRIS)

Pada bulan April 2024, Bank menerima Surat Perintah Pemeriksaan atas Tahun Pajak 2020 untuk PT Bank Syariah Indonesia Tbk (*ex-legacy* BRIS). Sampai tanggal laporan keuangan ini, proses pemeriksaan pajak masih berlanjut.

Assessment for fiscal year 2020 - BSI (ex-legacy BRIS)

In April 2024, the Bank received an Inspection Order for the Fiscal Year 2020 addressed to PT Bank Syariah Indonesia Tbk (ex-legacy BRIS). Until the date of this financial statements, the tax audit is still in progress.

22. PERPAJAKAN (lanjutan)

e. Informasi lain

Penerapan Peraturan Menteri Keuangan Republik Indonesia ("PMK") No. 74 Tahun 2024

Pada tanggal 18 Oktober 2024, Menteri Keuangan Republik Indonesia menerbitkan Peraturan Menteri Keuangan Republik Indonesia ("PMK") No. 74 Tahun 2024 tentang Pembentukan Cadangan Piutang Tak Tertagih yang Boleh Dikurangkan dari Penghasilan Bruto. Peraturan ini menggantikan PMK No. 81/PMK.03/2009 tentang Pembentukan atau Pemupukan Dana Cadangan yang Boleh Dikurangkan sebagai Biaya sebagaimana telah diubah dengan PMK No. 219/PMK.011/2012. Perubahan ini berdampak pada penambahan nilai aset pajak tangguhan dan penambahan hutang pajak badan Bank untuk Tahun Pajak 2024.

Dampak Penerapan Pilar 2 *Organization for Economic Co-operation and Development* ("OECD")

Bank berada dalam cakupan ketentuan model Pilar Dua OECD sesuai dengan ketentuan dalam PMK No. 136 Tahun 2024, yurisdiksi tempat Bank didirikan, dan mulai berlaku mulai 1 Januari 2025. Oleh karena peraturan tersebut tidak berlaku pada tanggal pelaporan, Bank ini tidak memiliki eksposur pajak terkini terkait. Bank menerapkan pengecualian PSAK 212 untuk mengakui dan mengungkapkan informasi tentang aset dan liabilitas pajak tangguhan yang terkait dengan pajak penghasilan Pilar Dua.

Dikarenakan kompleksitas dalam penerapan peraturan PMK No. 136 Tahun 2024 dan perhitungan pendapatan GloBE, dampak kuantitatif dari peraturan yang secara substantif diberlakukan tapi belum efektif tersebut belum dapat diestimasi dengan wajar. Oleh karena itu, meskipun terdapat entitas dengan tarif pajak efektif akuntansi di atas 15%, mungkin masih ada implikasi pajak Pilar Dua. Pada tahun yang berakhir 31 Desember 2024, Bank masih menilai dampak dalam penerapan peraturan tersebut.

***22. TAXATION** (continued)*

e. Other information

Implementation of the Minister of Finance Regulation ("PMK") No. 74 Year 2024

On 18 October 2024, the Minister of Finance of the Republic of Indonesia issued Minister of Finance Regulation ("PMK") No. 74 Year 2024 concerning the Establishment of Provisions for Uncollectible Receivables that can be Deducted from Gross Income. This regulation replaces PMK No. 81/PMK.03/2009 regarding the Formation or Accumulation of Reserve Funds That Can Be Deducted as Expenses, as amended by PMK No. 219/PMK.011/2012. This change impacts the increase in deferred tax assets and the addition of the Bank's corporate tax liabilities for the Fiscal Year 2024.

The impact of Pillar 2 of Organization for Economic Co-operation and Development ("OECD")

The Bank is within the scope of the OECD Pillar Two model rules in accordance with the PMK No. 136 Year 2024, the jurisdiction in which the Bank is incorporated, and has come into effect from 1 January 2025. Since the regulation was not effective at the reporting date, the Bank has no related current tax exposure. The Bank applies the SFAS 212 exception to recognising and disclosing information about deferred tax assets and liabilities related to Pillar Two income taxes.

Due to the complexities in applying the PMK No. 136 Year 2024 and calculation GloBE income, the quantitative impact of the substantively enacted but not yet effective regulation has not been reasonably estimable. Therefore, even for those entities with an accounting effective tax rate above 15%, there might still be Pillar Two tax implications. For the year ended 31 December 2024, the Bank is still assessing the impact of implementation of the regulation.

23. LIABILITAS LAIN-LAIN / *23. OTHER LIABILITIES*

	2024	2023	
Pendapatan diterima dimuka	3,722,200	204,383	*Deferred income*
Cadangan bonus dan tantiem	870,500	970,236	*Provision of bonus and tantiem*
Biaya notaris	339,583	284,286	*Notary fees*
Beban yang masih harus dibayar	232,316	288,492	*Accrued expenses*
Liabilitas sewa	181,296	123,193	*Lease liabilities*
Cadangan THR dan kepegawaian lainnya	173,854	174,053	*Provision of THR and other employee expenses*
Setoran jaminan	18,141	19,818	*Guarantee deposits*
Dana kebajikan	4,876	9,907	*Qardhul hasan funds*
Pendapatan administrasi pembiayaan ditangguhkan	3,537	12,757	*Deferred financing administration income*
Lainnya	321,527	358,982	*Others*
	5,867,830	2,446,107	

Pendapatan diterima dimuka terdiri dari *ujrah* diterima dimuka atas transaksi *bancassurance* (lihat Catatan 48)*, supply chain financing, buyer chain financing, ijarah* atas aset, dan *ijarah* multijasa.

Deferred income consists of ujrah received in advance for bancassurance (see Note 48), supply chain financing transactions, buyer chain financing, ijarah on assets, and multi-services ijarah.

Biaya yang masih harus dibayar terdiri dari cadangan yang dibentuk untuk jaringan, pemeliharaan ATM dan iuran OJK.

Accrued expenses consist of reserves on network, ATM maintenance fees and OJK's contribution.

Dana kebajikan terdiri dari dana sosial yang berasal dari denda/penalti, transaksi yang tidak sesuai dengan prinsip syariah serta *infaq* dan *shadaqah* yang berasal dari *E-Channel*. *Infaq* dan *shadaqah* adalah harta yang diberikan secara sukarela oleh pemiliknya, baik yang peruntukannya dibatasi (ditentukan) maupun tidak dibatasi.

Qardhul hasan funds consists of social funds originating from fines/penalties, transactions that are not in accordance with sharia principles and infaq and shadaqah originating from E-Channel. Infaq and shadaqah are assets that are given voluntarily by the owners, whether the use is limited (determined) or not.

Lainnya terdiri dari rekening penampungan angsuran pembiayaan, kewajiban kepada pihak ketiga, rekening administrasi, perantara hasil kliring dan lainnya.

Others consist of escrow account for financing installment, liabilities to third parties, administrative accounts, clearance intermediaries and others.

24. GIRO *MUDHARABAH* / *24. MUDHARABAH DEMAND DEPOSITS*

	2024	2023	
Pihak ketiga - Bukan Bank			***Third parties - Non-Bank***
Rupiah	14,048,692	11,204,495	*Rupiah*
Dolar Amerika Serikat	3,309,434	3,412,905	*United States Dollar*
Riyal Arab Saudi	16,504	154,655	*Saudi Arabian Riyal*
	17,374,630	14,772,055	
Pihak berelasi (Catatan 44)			***Related parties (Note 44)***
Rupiah	10,444,013	8,336,606	*Rupiah*
Dolar Amerika Serikat	9,369,876	9,245,205	*United States Dollar*
	19,813,889	17,581,811	
Pihak ketiga - Bank			***Third parties - Bank***
Rupiah	47,282	63,394	*Rupiah*
	37,235,801	32,417,260	

Giro *mudharabah* merupakan investasi dana nasabah yang penarikannya dapat dilakukan sesuai kesepakatan dengan menggunakan cek, bank garansi, dan sarana perintah pembayaran lainnya.

Mudharabah demand deposits is a current accounts product in which investor's fund can be withdrawn by check, bank guarantee and other payment instruction method.

24. GIRO *MUDHARABAH* (lanjutan) / *MUDHARABAH DEMAND DEPOSITS (continued)*

Kisaran tingkat bagi hasil untuk giro *mudharabah* per tahun adalah sebagai berikut:

The range rate of profit sharing for mudharabah demand deposits per annum are as follows:

	2024	2023	
Rupiah	2.28% - 3.37%	3.15% - 3.97%	*Rupiah*
Dolar Amerika Serikat	0.18% - 5.25%	0.13% - 5.64%	*United States Dollar*

25. TABUNGAN *MUDHARABAH* / *MUDHARABAH SAVINGS DEPOSITS*

	2024	2023	
Pihak ketiga - Bukan Bank			***Third parties - Non-Bank***
Rupiah	84,255,566	76,907,691	*Rupiah*
Dolar Amerika Serikat	622,815	600,712	*United States Dollar*
	84,878,381	77,508,403	
Pihak berelasi (Catatan 44)			***Related parties (Note 44)***
Rupiah	374,864	191,590	*Rupiah*
Dolar Amerika Serikat	904	77	*United States Dollar*
	375,768	191,667	
Pihak ketiga - Bank			***Third parties - Bank***
Rupiah	536,509	580,115	*Rupiah*
	85,790,658	78,280,185	

Tabungan *mudharabah* merupakan simpanan dana pihak ketiga yang mendapatkan imbalan bagi hasil dari pendapatan Bank atas penggunaan dana tersebut dengan nisbah yang ditetapkan dan disetujui sebelumnya.

Mudharabah savings deposits represent deposits from third parties who are entitled to receive a share in the revenue derived by the Bank from the use of such funds based on a predetermined nisbah.

Kisaran tingkat bagi hasil untuk tabungan *mudharabah* per tahun adalah sebagai berikut:

The range rate of profit sharing for mudharabah savings deposits per annum are as follows:

	2024	2023	
Rupiah	0.51% - 0.70%	0.66% - 0.69%	*Rupiah*
Dolar Amerika Serikat	0.22% - 0.23%	0.23%	*United States Dollar*

26. DEPOSITO *MUDHARABAH* / *MUDHARABAH TIME DEPOSITS*

a. Berdasarkan mata uang / *By currency*

	2024	2023	
Bukan Bank			***Non-Bank***
Pihak ketiga			***Third parties***
Rupiah	86,394,238	85,358,012	*Rupiah*
Dolar Amerika Serikat	6,066,433	2,134,032	*United States Dollar*
Riyal Arab Saudi	1,212	-	*Saudi Arabian Riyal*
	92,461,883	87,492,044	
Pihak berelasi (Catatan 44)			***Related parties (Note 44)***
Rupiah	36,862,143	27,472,220	*Rupiah*
Dolar Amerika Serikat	1,260,326	883,832	*United States Dollar*
	38,122,469	28,356,052	
Bank			***Bank***
Pihak ketiga			***Third parties***
Rupiah	94,515	136,693	*Rupiah*
	130,678,867	115,984,789	

26. DEPOSITO *MUDHARABAH* (lanjutan) / ***26. MUDHARABAH TIME DEPOSITS*** *(continued)*

b. Berdasarkan jangka waktu / ***b. By period***

	2024	2023	
Rupiah			***Rupiah***
1 bulan	64,708,025	62,075,237	*1 month*
3 bulan	32,460,138	29,391,659	*3 months*
6 bulan	19,050,780	10,338,216	*6 months*
12 bulan	7,131,953	11,161,813	*12 months*
	123,350,896	112,966,925	
Dolar Amerika Serikat			***United States Dollar***
1 bulan	6,099,471	1,736,093	*1 month*
3 bulan	675,420	647,482	*3 months*
6 bulan	143,673	102,252	*6 months*
12 bulan	408,195	532,037	*12 months*
	7,326,759	3,017,864	
Riyal Arab Saudi			***Saudi Arabian Riyal***
1 bulan	1,212	-	*1 month*
	130,678,867	115,984,789	

c. Berdasarkan sisa umur jatuh tempo / ***c. By remaining period to maturity***

	2024	2023	
Rupiah			***Rupiah***
≤ 1 bulan	72,806,931	70,387,004	*≤ 1 month*
> 1 - ≤ 3 bulan	30,168,394	25,851,195	*> 1 - ≤ 3 months*
> 3 - ≤ 12 bulan	20,375,571	16,728,726	*> 3 - ≤ 12 months*
	123,350,896	112,966,925	
Dolar Amerika Serikat			***United States Dollar***
≤ 1 bulan	6,446,277	2,254,257	*≤ 1 month*
> 1 - ≤ 3 bulan	466,066	265,355	*> 1 - ≤ 3 months*
> 3 - ≤ 12 bulan	414,416	498,252	*> 3 - ≤ 12 months*
	7,326,759	3,017,864	
Riyal Arab Saudi			***Saudi Arabian Riyal***
≤ 1 bulan	1,212	-	*≤ 1 month*
	130,678,867	115,984,789	

d. Deposito *mudharabah* yang dijadikan jaminan atas piutang dan pembiayaan yang diberikan oleh Bank berjumlah Rp1.575.029 dan Rp1.369.418, masing-masing pada tanggal 31 Desember 2024 dan 2023.

d. Mudharabah time deposits that are used as collateral for the Bank's receivables and financing amounted to Rp1,575,029 and Rp1,369,418, as at 31 December 2024 and 2023, respectively.

e. Deposito *mudharabah* merupakan investasi pihak lain yang mendapatkan imbalan bagi hasil dari pendapatan Bank atas penggunaan dana tersebut dengan nisbah yang ditetapkan dan disetujui sebelumnya.

e. *Mudharabah time deposits represent third parties' investments which are entitled to receive a share in the income derived by the Bank from the use of such funds based on a predetermined and previously approved nisbah*.

f. Kisaran tingkat bagi hasil untuk deposito *mudharabah* per tahun adalah sebagai berikut:

f. The range rate of profit sharing for mudharabah time deposits per annum are as follows:

	2024	2023	
Rupiah	2.41% - 2.59%	2.48% - 2.55%	*Rupiah*
Dolar Amerika Serikat	0.21% - 0.23%	0.23% - 0.30%	*United States Dollar*

27. SUKUK *MUDHARABAH* SUBORDINASI

27. SUBORDINATED SUKUK MUDHARABAH

	2024	2023	
Rupiah			***Rupiah***
Pihak ketiga	140,000	175,000	*Third parties*
Pihak berelasi (Catatan 44)	60,000	25,000	*Related parties (Note 44)*
	200,000	200,000	

Pada tanggal tanggal 15 Desember 2023, Bank menerbitkan Sukuk *Mudharabah* Subordinasi Tahun 2023 sebesar Rp200.000 dan akan jatuh tempo pada tanggal 15 Desember 2028.

On 15 December 2023, the Bank issued Subordinated Sukuk Mudharabah Year 2023 amounting to Rp200,000 and is due on 15 December 2028.

Selama berlakunya jangka waktu Sukuk *Mudharabah* Subordinasi BSI Tahun 2023 dan sebelum dilunasinya semua dana sukuk dan bagi hasil, Bank berkewajiban untuk: (i) menjaga rasio *Capital Adequacy Ratio* ("CAR") tidak kurang dari 12% (dua belas persen); (ii) memastikan bahwa Sukuk *Mudharabah* Subordinasi Tahun 2023 ini tidak akan dimiliki oleh lebih dari 49 (empat puluh sembilan) investor; (iii) menyerahkan kepada agen pemantau sebagai berikut: (a) Salinan dari laporan yang disampaikan kepada OJK termasuk laporan hasil penilaian tingkat kesehatan bank, dalam waktu selambat-lambatnya 5 (lima) hari kerja setelah laporan tersebut diserahkan kepada pihak yang disebutkan di atas. Dalam hal Agen Pemantau memandang perlu, berdasarkan permohonan Agen Pemantau secara tertulis, Bank wajib menyampaikan kepada Agen Pemantau dokumen-dokumen tambahan yang berkaitan dengan laporan tersebut di atas (apabila ada) selambat lambatnya 10 (sepuluh) hari kerja setelah tanggal surat permohonan tersebut diterima oleh Bank; (b) Laporan keuangan tahunan yang telah diaudit oleh akuntan publik yang terdaftar di OJK dan disampaikan kepada Agen Pemantau dalam waktu 5 (lima) hari kerja setelah menerima surat permohonan dari Agen Pemantau.

During the validity period of the BSI Subordinated Sukuk Mudharabah Year 2023 and prior to repayment of all sukuk funds and profit sharing, the Bank is obliged to: (i) maintain a Capital Adequacy Ratio ("CAR") ratio of not less than 12% (twelve percent); (ii) ensure that the 2023 Subordinated Sukuk Mudharabah will not be owned by more than 49 (fourty nine) investors; (iii) submit to the monitoring agency as follows: (a) A copy of the report submitted to OJK including the level assessment report the bank's health, no later than 5 (five) working days after the report handed over to the parties mentioned above. In case the Monitoring Agent views necessary, based on the written request of the Monitoring Agent, the Bank is obliged submit to the Monitoring Agent additional documents relating to the above report (if any) no later than 10 (ten) working days after the date the application letter is received by the Bank; (b) Annual financial reports that have been audited by a public accountant registered with the OJK and submitted to the Monitoring Agent within 5 (five) working days after receiving the application letter from the Monitoring Agent.

Seluruh dana hasil penerbitan Sukuk *Mudharabah* Subordinasi Tahun 2023, akan dipergunakan oleh Bank untuk kegiatan usaha Bank dalam rangka memperkuat struktur permodalan dengan memperhitungkan dana hasil penerbitan sebagai modal pelengkap dan meningkatkan aset produktif Bank.

All funds from the issuance of Subordinated Sukuk Mudharabah Year 2023 will be used by the Bank for the Bank's business activities in order to strengthen its capital structure by calculating the proceeds from the issuance as complementary capital and increasing the Bank's productive assets.

Sukuk *Mudharabah* Subordinasi Tahun 2023 ini diterbitkan tanpa warkat, kecuali Sertifikat Jumbo Sukuk *Mudharabah* Subordinasi yang diterbitkan atas nama PT Kustodian Sentral Efek Indonesia ("KSEI") sebagai bukti kepemilikan Efek Syariah untuk kepentingan Pemegang Sukuk *Mudharabah* Subordinasi. Sukuk *Mudharabah* Subordinasi Tahun 2023 diterbitkan dengan peringkat idAA(sy) *(Double A Sharia)* yang diperoleh dari agen pemeringkat efek PT Pefindo pada tanggal 23 Februari 2024.

This Subordinated Sukuk Mudharabah Year 2023 is issued without script, except for the Subordinated Sukuk Mudharabah Jumbo Certificate which is issued in the name of PT Kustodian Sentral Efek Indonesia ("KSEI") as proof of ownership of Sharia Securities for the benefit of the Subordinated Sukuk Mudharabah Holders. The Subordinated Sukuk Mudharabah Year 2023 is issued with idAA(sy) (Double A Sharia) rating which was obtained from the securities rating agency PT Pefindo on 23 February 2024.

27. SUKUK *MUDHARABAH* SUBORDINASI (lanjutan)

Pendapatan bagi hasil yang dihitung berdasarkan perkalian antara nisbah bagi hasil Pemegang Sukuk *Mudharabah* Subordinasi, dimana besarnya nisbah adalah 88,55% dari pendapatan yang dibagihasilkan dengan indikasi bagi hasil sebesar ekuivalen 7,90% per tahun. Jangka waktu Sukuk *Mudharabah* Subordinasi Tahun 2023 adalah 5 (lima) tahun terhitung sejak tanggal penerbitan. Sukuk *Mudharabah* Subordinasi Tahun 2023 ini ditawarkan dengan nilai 100% dari jumlah dana Sukuk *Mudharabah* Subordinasi. Pendapatan bagi hasil dibayarkan setiap triwulan, sesuai dengan tanggal pembayaran pendapatan bagi hasil.

Bertindak sebagai wali amanat Sukuk *Mudharabah* Subordinasi BSI Tahun 2023 adalah PT Bank Negara Indonesia (Persero) Tbk.

27. SUBORDINATED SUKUK MUDHARABAH *(continued)*

Profit sharing income is calculated based on the multiplication of the profit sharing nisbah of Subordinated Sukuk Mudharabah Holders, where the ratio is 88.55% of the revenue shared with an indication of profit sharing equivalent to 7.90% per year. The term of the Subordinated Sukuk Mudharabah Year 2023 is 5 (five) years from the issuance date. This Subordinated Sukuk Mudharabah Year 2023 is offered at a value of 100% of the amount of Subordinated Mudharabah Sukuk funds. Profit sharing income is paid every quarter, according to the payment date of profit sharing income.

Acting as trustee of the 2023 BSI Subordinated Sukuk Mudharabah is PT Bank Negara Indonesia (Persero) Tbk.

28. SUKUK *MUDHARABAH* DITERBITKAN

Sukuk *mudharabah* diterbitkan terdiri dari:

28. ISSUED MUDHARABAH SUKUK

Issued mudharabah sukuk consist of:

	2024	2023	
Sukuk *mudharabah muqayyadah*	18,563	3,608	*Sukuk mudharabah muqayyadah*
Sukuk keberlanjutan	3,000,000	-	*Sustainability sukuk*
	3,018,563	3,608	

Sukuk *Mudharabah Muqayyadah*

Sukuk *Mudharabah Muqayyadah*

	2024	2023	
Rupiah			*Rupiah*
Pihak Ketiga	18,563	3,608	*Third Parties*

Pada tanggal 26 Juni 2023, Bank telah menerbitkan Sukuk *Mudharabah Muqayyadah* Jangka Panjang yang Dilakukan Tanpa Melalui Penawaran Umum I PT Bank BSI Tbk Tahun 2023 Tahap I ("Sukuk *Mudharabah Muqayyadah* I Tahap I") dengan nilai nominal sebesar Rp3.759. Pada tanggal 26 Maret 2024, Bank menerbitkan kembali Sukuk *Mudharabah Muqayyadah* Jangka Panjang yang Dilakukan Tanpa Melalui Penawaran Umum I PT Bank BSI Tbk Tahun 2023 Tahap II ("*Sukuk Mudharabah Muqayyadah* I Tahap II") dengan nilai nominal sebesar Rp7.762. Pada tanggal 20 Desember 2024, Bank menerbitkan kembali Sukuk *Mudharabah Muqayyadah* Jangka Panjang yang Dilakukan Tanpa Melalui Penawaran Umum I PT Bank BSI Tbk Tahun 2023 Tahap III ("Sukuk *Mudharabah Muqayyadah* I Tahap III") dengan nilai nominal sebesar Rp7,969. Total plafon penerbitan Sukuk *Mudharabah Muqayyadah* adalah sebesar Rp100.000. Besarnya nisbah masing-masing adalah sebesar 36,34% dan 20% yang diindikasikan sebesar 0,55% per tahun. Dana sukuk dan bagi hasil dibayarkan setiap 3 (tiga) bulan dan masing-masing akan jatuh tempo pada tanggal 26 Desember 2035, 26 Juni 2036 dan 20 Desember 2036.

On 26 June 2023, the Bank issued Long Term Mudharabah Muqayyadah Sukuk Conducted Without Through Public Offering I PT Bank BSI Tbk Year 2023 Phase I ("Sukuk Mudharabah Muqayyadah I Phase I") with a nominal value of IDR 3,759. On 26 March 2024, the Bank re-issued the Long-Term Mudharabah Muqayyadah Sukuk Conducted Without Through Public Offering I PT Bank BSI Tbk Year 2023 Phase II ("Sukuk Mudharabah Muqayyadah I Phase II") with a nominal value of Rp7,762. On 20 December 2024, the Bank re-issued the Long-Term Mudharabah Muqayyadah Sukuk Conducted Without Through Public Offering I PT Bank BSI Tbk Year 2023 Phase III ("Sukuk Mudharabah Muqayyadah I Phase III") with a nominal value of Rp7,969. The total ceiling for Muqayyadah Mudharabah Sukuk issuance is Rp100,000. The respective nisbah are 36.34% and 20%, which is indicated at 0.55% per year. Sukuk funds and profit sharing are paid every 3 (three) months and will mature on 26 December 2035, 26 June 2036 and 20 December 2036, respectively.

28. SUKUK MUDHARABAH DITERBITKAN (lanjutan)

Sukuk *Mudharabah Muqayyadah* (lanjutan)

Penerbitan sukuk tersebut dilakukan dalam rangka kerjasama antara Bank dengan BP Tapera selaku investor tunggal dimana BSI ditunjuk sebagai Bank Penyalur KPR Tapera Syariah kepada peserta BP Tapera. Skema kerjasama tersebut diatur pada Undang-Undang No. 4 Tahun 2016 dan Peraturan Pemerintah No. 25 Tahun 2020 perihal penyelenggaraan tabungan perumahan rakyat.

Sukuk Keberlanjutan

	2024	2023	
Rupiah			***Rupiah***
Pihak ketiga	2,634,500	-	*Third parties*
Pihak berelasi (Catatan 44)	365,500	-	*Related parties (Note 44)*
	3,000,000	-	

Pada tanggal 7 Juni 2024, Bank mendapatkan surat pernyataan efektif pendaftaran PT Bank Syariah Indonesia Tbk atas Penawaran Umum Berkelanjutan Sukuk *Mudharabah* Berlandaskan Keberlanjutan Berkelanjutan I Bank BSI Tahap I Tahun 2024 dari OJK No. S.64/D.04/2024.

Sukuk *Mudharabah* Berlandaskan Keberlanjutan Berkelanjutan I Bank BSI Tahap I Tahun 2024 ini diterbitkan tanpa warkat, kecuali Sertifikat Jumbo Sukuk *Mudharabah* yang diterbitkan untuk didaftarkan atas nama KSEI sebagai bukti kepemilikan untuk kepentingan pemegang sukuk *mudharabah*. Sukuk Mudharabah Berlandaskan Keberlanjutan Berkelanjutan I Bank BSI Tahap I Tahun 2024 diterbitkan dengan peringkat idAAA(sy) *(Triple A Sharia).*

Jumlah dana Sukuk *Mudharabah* Berlandaskan Keberlanjutan Berkelanjutan I Bank BSI Tahap I Tahun 2024 sebesar Rp3.000.000, yang terdiri dari:
- Sukuk *Mudharabah* Seri A dengan jumlah dana sukuk *mudharabah* sebesar Rp1.700.000 dengan jangka waktu 370 hari kalender sejak tanggal emisi dan akan jatuh tempo pada tanggal 24 Juni 2025;
- Sukuk *Mudharabah* Seri B dengan jumlah dana sukuk *mudharabah* sebesar Rp220.000 dengan jangka waktu 2 (dua) tahun sejak tanggal emisi dan akan jatuh tempo pada tanggal 14 Juni 2026; dan
- Sukuk *Mudharabah* Seri C dengan jumlah dana sukuk *mudharabah* sebesar Rp1.080.000 dengan jangka waktu 3 (tiga) tahun sejak tanggal emisi dan akan jatuh tempo pada tanggal 14 Juni 2027.

Nisbah dan pendapatan bagi hasil Sukuk *Mudharabah* Berlandaskan Keberlanjutan Berkelanjutan I Bank BSI Tahap I Tahun 2024 dikelompokkan menjadi:
- Sukuk *Mudharabah* Seri A: pendapatan bagi hasil sukuk *mudharabah* yang dihitung berdasarkan perkalian antara nisbah bagi hasil, dimana besarnya nisbah pemegang sukuk adalah sebesar 74,72% dan nisbah Bank adalah sebesar 25,28% dari pendapatan yang dibagihasilkan dengan bagi hasil sebesar ekuivalen 6,65% per tahun;

28. *ISSUED MUDHARABAH SUKUK* *(continued)*

Sukuk Mudharabah Muqayyadah *(continued)*

The issuance of the sukuk was carried out in the context of cooperation between the Bank and BP Tapera as the sole investor where BSI was appointed as the Bank that distributes Tapera Syariah KPR to BP Tapera participants. This cooperation scheme is regulated in Law No. 4 Year 2016 and Government Regulation No. 25 Year 2020 concerning the implementation of public housing savings.

Sustainability Sukuk

On 7 June 2024, the Bank received an effective registration statement letter of PT Bank Syariah Indonesia Tbk for the Continuous Public Offering of Continuous Sustainability Sukuk Mudharabah I Bank BSI Phase I Year 2024 from OJK No. S.64/D.04/2024.

The Continuous Sustainability Sukuk Mudharabah I Bank BSI Phase I Year 2024 was issued without script, except for the Sukuk Mudharabah Jumbo Certificate which was issued to be registered in the name of KSEI as proof of ownership for the benefit of the sukuk mudharabah holders. The Continuous Sustainability Sukuk Mudharabah I Bank BSI Phase I Year 2024 was issued with a rating of idAAA(sy) (Triple A Sharia).

The amount of Continuous Sustainability Sukuk Mudharabah I Bank BSI Phase I Year 2024 is Rp3,000,000, consisting of:
- *Series A Sukuk Mudharabah with total mudharabah sukuk funds of Rp1,700,000 with a term of 370 calendar days from the issuance date and will mature on 24 June 2025;*
- *Series B Sukuk Mudharabah with total mudharabah sukuk funds of Rp220,000 with a term of 2 (two) years from the issuance date and will mature on 14 June 2026; and*
- *Series C Sukuk Mudharabah with total sukuk mudharabah funds amounting to Rp1,080,000 with a term of 3 (three) years from the issuance date and will mature on 14 June 2027.*

Nisbah and profit sharing income from Continuous Sustainability Sukuk Mudharabah I Bank BSI Phase I Year 2024 is grouped into:
- *Mudharabah Sukuk Series A: mudharabah sukuk profit sharing income which is calculated based on the multiplication of the profit sharing nisbah, where the value of the sukuk holder's nisbah is 74.72% and the Bank's ratio is 25.28% of the revenue shared with a profit sharing equivalent of 6.65% per year;*

28. SUKUK *MUDHARABAH* DITERBITKAN

28. ISSUED MUDHARABAH SUKUK

Sukuk Keberlanjutan (lanjutan)

Nisbah dan pendapatan bagi hasil Sukuk *Mudharabah* Berlandaskan Keberlanjutan Berkelanjutan I Bank BSI Tahap I Tahun 2024 dikelompokkan menjadi: (lanjutan)

- Sukuk *Mudharabah* Seri B: pendapatan bagi hasil sukuk *mudharabah* yang dihitung berdasarkan perkalian antara nisbah bagi hasil, dimana besarnya nisbah pemegang sukuk adalah sebesar 75,29% dan nisbah Bank adalah sebesar 24,71% dari pendapatan yang dibagihasilkan dengan bagi hasil sebesar ekuivalen 6,70% per tahun; dan
- Sukuk *Mudharabah* Seri C: pendapatan bagi hasil sukuk *mudharabah* yang dihitung berdasarkan perkalian antara nisbah bagi hasil, dimana besarnya nisbah pemegang sukuk adalah sebesar 76,41% dan nisbah Bank adalah sebesar 23,59% dari pendapatan yang dibagihasilkan dengan bagi hasil sebesar ekuivalen 6,80% per tahun.

Dana yang diperoleh dari hasil Penawaran Umum Berkelanjutan Sukuk *Mudharabah* Berlandaskan Keberlanjutan Berkelanjutan I Bank BSI Tahap I Tahun 2024, setelah dikurangi dengan biaya-biaya emisi terkait, akan digunakan Bank untuk penyaluran pembiayaan baru atau pun pembiayaan yang sudah ada, baik langsung atau pun tidak langsung, atas kegiatan-kegiatan yang termasuk dalam kategori Kegiatan Usaha Berwawasan Lingkungan ("KUBL") dan Kegiatan Usaha Berwawasan Sosial ("KUBS") sebagaimana diatur dalam POJK No. 18 Tahun 2023 tentang Penerbitan dan Persyaratan Efek Bersifat Utang dan Sukuk Berlandaskan Keberlanjutan, dengan porsi minimal sebesar 30% dan maksimal sebesar 50% untuk KUBL serta minimal 50% dan maksimal 70% untuk KUBS.

Bertindak sebagai wali amanat Sukuk *Mudharabah* Berlandaskan Keberlanjutan Berkelanjutan I Bank BSI Tahap I Tahun 2024 adalah PT Bank Tabungan Negara (Persero) Tbk.

Sustainability Sukuk *(continued)*

Nisbah and profit sharing income from Continuous Sustainability Sukuk Mudharabah I Bank BSI Phase I Year 2024 is grouped into: (continued)

- *Series B Mudharabah Sukuk: mudharabah sukuk profit sharing income which is calculated based on the multiplication of the profit sharing nisbah, where the sukuk holder's nisbah is 75.29% and the Bank's nisbah is 24.71% of shared income with profit sharing equivalent to 6.70% per year; and*
- *Series C Mudharabah Sukuk: mudharabah sukuk profit sharing income which is calculated based on the multiplication of the profit sharing ratio, where the sukuk holder nisbah is 76.41% and the Bank's nisbah is 23.59% of shared income with a profit sharing equivalent of 6.80% per year.*

The funds obtained from the Continuous Public Offering of Continuous Sustainability Sukuk Mudharabah I Bank BSI Phase I Year 2024, after deducting the issuance cost, will be used by the Bank on the disbursement of new financing or existing financing, either directly or indirectly, for activities included in the category of Environmental Based Business Activity ("KUBL") and Social Based Business Activity ("KUBS") as regulated on POJK No. 18 Year 2023 concerning the Issuance and Requirements of Sustainability Debt and Sukuk Securities, with a minimum portion of 30% and a maximum portion of 50% for KUBL and a minimum portion of 50% and a maximum portion of 70% for KUBS.

Acting as trustee of Continuous Sustainability Sukuk Mudharabah I Bank BSI Phase I Year 2024 is PT Bank Tabungan Negara (Persero) Tbk.

29. PEMBIAYAAN BERJANGKA *MUDHARABAH*

29. MUDHARABAH TERM FINANCING

	2024	2023	
Pihak ketiga			***Third parties***
Rupiah	1,000,000	776,250	*Rupiah*

Per 31 Desember 2023, Bank memiliki fasilitas *line* pembiayaan berjangka *mudharabah* sebesar USD100.000.000 (nilai penuh) dari PT Bank Maybank Indonesia Tbk sampai dengan 29 Februari 2024.

As at 31 December 2023, the Bank had a mudharabah term financing line facility amounting to USD100,000,000 (full amount) from PT Bank Maybank Indonesia Tbk to 29 February 2024.

29. PEMBIAYAAN BERJANGKA *MUDHARABAH* (lanjutan)

Per 31 Desember 2024, Bank memiliki fasilitas *line* pembiayaan berjangka *mudharabah* sebesar USD95.000.000 (nilai penuh) dari PT Bank Maybank Indonesia Tbk dengan jangka waktu fasilitas dari 21 Februari 2024 sampai dengan 21 Februari 2025.

Nisbah bagi hasil pembiayaan berjangka *mudharabah* sebesar 0,59% per tahun untuk tahun yang berakhir 31 Desember 2024 dan 0,40% sampai dengan 0,42% per tahun untuk tahun yang berakhir 31 Desember 2023. Tidak terdapat agunan yang dijaminkan untuk fasilitas ini.

29. MUDHARABAH TERM FINANCING *(continued)*

As at 31 December 2024, the Bank obtained a mudharabah term financing line facility amounting to USD95,000,000 (full amount) from PT Bank Maybank Indonesia Tbk with facility period from 21 February 2024 to 21 February 2025.

The profit sharing rate of the mudharabah term financing is 0.59% per annum for the year ended 31 December 2024 and 0.40% to 0.42% per annum for the year ended 31 December 2023. There is no collateral pledged for this facility.

30. EKUITAS

Modal Saham

Susunan pemegang saham Bank adalah sebagai berikut:

30. EQUITY

Share Capital

The composition of the Bank's shareholders are as follows:

	31 Desember/*December* 2024			
Pemegang Saham	**Jumlah saham ditempatkan dan disetor penuh (nilai penuh)/ *Amount of issued and fully-paid share capital (full amount)***	**Persentase pemilikan/ *Ownership percentage***	**Jumlah modal (nilai penuh)/ *Amount of capital (full amount)***	***Shareholders***
Modal Dasar				***Authorised Capital***
Saham Seri A Dwiwarna	1	0.00%	500	*Series A Dwiwarna share*
Saham biasa Seri B	79,999,999,999	100.00%	39,999,999,999,500	*Series B common shares*
Modal Ditempatkan dan Disetor Penuh				***Issued and Fully Paid Capital***
Saham Seri A Dwiwarna				***Series A Dwiwarna share***
Negara Republik Indonesia	1	0.00%	500	*Republic of Indonesia*
Saham biasa Seri B				***Series B common shares***
PT Bank Mandiri (Persero) Tbk	23,740,608,436	51.47%	11,870,304,218,000	*PT Bank Mandiri (Persero) Tbk*
PT Bank Negara Indonesia (Persero) Tbk	10,720,230,418	23.24%	5,360,115,209,000	*PT Bank Negara Indonesia (Persero)Tbk*
PT Bank Rakyat Indonesia (Persero) Tbk	7,092,761,655	15.38%	3,546,380,827,500	*PT Bank Rakyat Indonesia (Persero) Tbk*
Dewan Komisaris:				*Board of Commissioners:*
Suyanto	1,086,400	0.00%	543,200,000	*Suyanto*
Masduki Baidlowi	1,086,400	0.00%	543,200,000	*Masduki Baidlowi*
Fauzi	115,000	0.00%	57,500,000	*Fauzi*
Abu Rokhmad	163,500	0.00%	81,750,000	*Abu Rokhmad*
Direksi:				*Board of Directors:*
Hery Gunardi	3,354,400	0.01%	1,677,200,000	*Hery Gunardi*
Bob Tyasika Ananta	1,134,400	0.00%	567,200,000	*Bob Tyasika Ananta*
Ade Cahyo Nugroho	2,280,100	0.00%	1,140,050,000	*Ade Cahyo Nugroho*
Anton Sukarna	2,280,100	0.00%	1,140,050,000	*Anton Sukarna*
Tribuana Tunggadewi	2,280,100	0.00%	1,140,050,000	*Tribuana Tunggadewi*
Zaidan Novari	1,071,400	0.00%	535,700,000	*Zaidan Novari*
Saladin D. Effendi	343,100	0.00%	171,550,000	*Saladin D. Effendi*
Grandhis Helmi Harumansyah	343,100	0.00%	171,550,000	*Grandhis Helmi Harumansyah*
Ari Rizaldi	13,400	0.00%	6,700,000	*Ari Rizaldi*
Masyarakat	4,560,108,228	9.90%	2,280,054,114,000	*Public*
	46,129,260,138	100.00%	23,064,630,069,000	

30. EKUITAS (lanjutan) / ***30. EQUITY*** *(continued)*

Modal Saham (lanjutan) / ***Share Capital*** *(continued)*

Pemegang Saham / *Shareholders*	Jumlah saham ditempatkan dan disetor penuh (nilai penuh)/ *Amount of issued and fully-paid share capital (full amount)*	Persentase pemilikan/ *Ownership percentage*	Jumlah modal (nilai penuh)/ *Amount of capital (full amount)*	
	31 Desember/*December* 2023			
Modal Dasar				***Authorised Capital***
Saham Seri A Dwiwarna	1	0.00%	500	*Series A Dwiwarna share*
Saham biasa Seri B	79,999,999,999	100.00%	39,999,999,999,500	*Series B common shares*
Modal Ditempatkan dan Disetor Penuh				***Issued and Fully Paid Capital***
Saham Seri A Dwiwarna				***Series A Dwiwarna share***
Negara Republik Indonesia	1	0.00%	500	*Republic of Indonesia*
Saham biasa Seri B				***Series B common shares***
PT Bank Mandiri (Persero) Tbk	23,740,608,436	51.47%	11,870,304,218,000	*PT Bank Mandiri (Persero) Tbk*
PT Bank Negara Indonesia (Persero) Tbk	10,720,230,418	23.24%	5,360,115,209,000	*PT Bank Negara Indonesia (Persero)Tbk*
PT Bank Rakyat Indonesia (Persero) Tbk	7,092,761,655	15.38%	3,546,380,827,500	*PT Bank Rakyat Indonesia (Persero) Tbk*
Dewan Komisaris:				*Board of Commissioners:*
Sutanto	1,010,100	0.00%	505,050,000	*Sutanto*
Suyanto	822,700	0.00%	411,350,000	*Suyanto*
Masduki Baidlowi	822,700	0.00%	411,350,000	*Masduki Baidlowi*
Imam Budi Sarjito	822,700	0.00%	411,350,000	*Imam Budi Sarjito*
Direksi:				*Board of Directors:*
Hery Gunardi	2,210,600	0.00%	1,105,300,000	*Hery Gunardi*
Bob Tyasika Ananta	548,400	0.00%	274,200,000	*Bob Tyasika Ananta*
Ngatari	18,621,200	0.04%	9,310,600,000	*Ngatari*
Zaidan Novari	517,900	0.00%	258,950,000	*Zaidan Novari*
Anton Sukarna	1,726,600	0.00%	863,300,000	*Anton Sukarna*
Tribuana Tunggadewi	1,726,600	0.00%	863,300,000	*Tribuana Tunggadewi*
Ade Cahyo Nugroho	1,726,600	0.00%	863,300,000	*Ade Cahyo Nugroho*
Moh. Adib	527,400	0.00%	263,700,000	*Moh. Adib*
Masyarakat	4,544,576,128	9.87%	2,272,288,064,000	*Public*
	46,129,260,138	100.00%	23,064,630,069,000	

Saham Seri A Dwiwarna adalah saham yang dimiliki khusus oleh Negara Republik Indonesia yang memberikan hak istimewa sebagai berikut:

- menyetujui dalam Rapat Umum Pemegang Saham ("RUPS") mengenai perubahan Anggaran Dasar, perubahan permodalan, penggabungan, peleburan, pemisahan, pembubaran, serta pengambilalihan Bank oleh perusahaan lain;
- menetapkan pedoman terkait pengembangan strategis Bank secara organik maupun nonorganik;
- mengusulkan penyelenggaraan RUPS dan mata acara RUPS; dan
- meminta dan mengakses data dan dokumen Bank.

Series A Dwiwarna share is share that is specially owned by the Republic of Indonesia which grants the following special rights:

- *approve in the General Meeting of Shareholders ("GMS") regarding changes to the Articles of Association, changes in capital, mergers, consolidations, separations, dissolution and acquisitions of the Bank by other companies;*
- *establish guidelines related to the Bank's organic and non-organic strategic development;*
- *propose the arrangement of the GMS and agenda of the GMS; and*
- *request and access data and documents of the Bank.*

Pelaksanaan hak-hak istimewa pemegang saham Seri A Dwiwarna dapat dikuasakan kepada pemegang saham pengendali Seri B terbanyak, kecuali pelaksanaan hak terkait persetujuan atas penggabungan, peleburan, pemisahan, pembubaran serta pengambilalihan Bank oleh perusahaan lain.

The exercise of the special rights of Series A Dwiwarna shareholders can be delegated to the majority controlling shareholder of Series B, except for the exercise of rights related to the approval for mergers, consolidations, separations, dissolution and acquisitions of the Bank by other companies.

Saham biasa Seri B adalah saham biasa atas nama yang dapat dimiliki oleh Negara Republik Indonesia dan/atau masyarakat. Pemegang Saham Seri B mempunyai hak memberikan suara dimana setiap satu saham berhak memberikan satu hak suara.

Series B common shares are ordinary shares which can be owned by the Republic of Indonesia and/or the public. Series B Shareholders have the right to vote in which each one share has the right to give one voting right.

30. EKUITAS (lanjutan)

***30. EQUITY** (continued)*

Saldo laba - Telah ditentukan penggunaannya (Cadangan Umum)

Cadangan umum pada awalnya dibentuk dalam rangka memenuhi ketentuan Undang-Undang No. 1/1995 Pasal 61 ayat (1) mengenai Perseroan Terbatas (kemudian diganti dengan Undang-Undang Perseroan Terbatas No. 40/2007), yang mengharuskan perusahaan Indonesia untuk membuat penyisihan cadangan umum dan wajib sebesar sekurang-kurangnya 20% dari jumlah modal yang ditempatkan dan disetor penuh. Undang-Undang tersebut tidak mengatur jangka waktu untuk pembentukan penyisihan tersebut.

Retained earnings - Appropriated (General Reserves)

The general reserves are originally provided in accordance with Law No. 1/1995 article 61 paragraph (1) on Limited Liability Company (later superseded by Limited Liability Company Law No. 40/2007), which requires Indonesian companies to set up a general and legal reserve amounting to at least 20% of the issued and paid-in capital. This particular law does not regulate the period of time in relation to the provision of such reserves.

Sesuai Akta Keputusan Rapat Umum Pemegang Saham PT Bank Syariah Indonesia Tbk Tahun 2022 No. 45 tanggal 22 Mei 2023 dan Tahun 2021 No. 155 tanggal 27 Mei 2022, pemegang saham menyetujui distribusi laba bersih untuk tahun yang berakhir pada tanggal-tanggal 31 Desember 2023 dan 2022, dengan penggunaan sebagai berikut:

Deed of Decision of the General Meeting of Shareholders of PT Bank Syariah Indonesia Tbk Year 2022 No. 45 dated 22 May 2023 and Year 2021 No. 155 dated 27 May 2022, shareholders approved the distribution of net profit for the year ended 31 December 2023 and 2022, with the following usage:

	2023	2022	
Laba ditahan	3,707,433	2,982,128	*Retained earnings*
Pembagian dividen	855,561	426,018	*Dividend-share*
Cadangan umum	1,140,749	852,036	*General reserves*
	5,703,743	4,260,182	

Tambahan Modal Disetor

Additional Paid-in Capital

Perubahan tambahan modal disetor adalah sebagai berikut:

The movements in additional paid-in capital are as follows:

Saldo pada tanggal 1 Januari 2021	-	*Balance as at 1 January 2021*
Agio saham dari penggabungan usaha	3,237	*Agio shares from merger*
Imbalan bersih yang secara efektif dialihkan dalam akuisisi terbalik	(5,374,061)	*Net consideration effectively transferred in reverse acquisition*
Penyesuaian yang timbul dari akuisisi terbalik untuk mencerminkan modal menurut hukum	(995,952)	*Adjustment arising from reverse acquisition to reflect the Bank's legal capital*
Tambahan modal disetor per 31 Desember 2021	(6,366,776)	*Additional paid-in capital as at 31 December 2021*
Tambahan modal disetor akibat Penawaran Umum Saham Terbatas pada tahun 2022	2,499,976	*Additional paid-in capital due to Limited Public Offering in 2022*
Biaya emisi penerbitan saham	(62,300)	*Share issuance costs*
Saldo akhir	(3,929,100)	*Ending balance*

31. PENDAPATAN DARI JUAL BELI

31. INCOME FROM SALES AND PURCHASES

	2024	2023	
Murabahah	13,404,030	12,627,711	*Murabahah*
Istishna	25	69	*Istishna*
	13,404,055	12,627,780	

32. PENDAPATAN DARI BAGI HASIL / *32. INCOME FROM PROFIT SHARING*

	2024	2023	
Musyarakah	7,841,527	5,843,007	*Musyarakah*
Mudharabah	159,677	97,479	*Mudharabah*
	8,001,204	5,940,486	

33. PENDAPATAN DARI *IJARAH* - BERSIH / *33. INCOME FROM IJARAH - NET*

	2024	2023	
Ijarah muntahiyah bittamlik - bersih	171,137	43,574	*Ijarah muntahiyah bittamlik - net*
Ijarah multijasa - bersih	20,987	111,872	*Multi-services ijarah - net*
	192,124	155,446	

Pendapatan *Ijarah Muntahiyah Bittamlik* ("IMBT") - bersih merupakan pendapatan pokok dan margin IMBT setelah dikurangi beban penyusutan, dan penurunan nilai aset *ijarah*. Pendapatan *ijarah* multijasa - bersih merupakan pendapatan *ijarah* tidak langsung atas margin dan pokok *ijarah* multijasa setelah dikurangi biaya yang dibayarkan kepada pemberi jasa awal.

Income from Ijarah Muntahiyah Bittamlik ("IMBT") - net represents the principal and margin income from IMBT after deducting depreciation expenses and impairment of ijarah assets. Multi-services ijarah income - net represents indirect ijarah income from the principal and margin of multi-services ijarah after deducting fees paid to the initial service provider.

34. PENDAPATAN USAHA UTAMA LAINNYA / *34. OTHER MAIN OPERATING INCOME*

	2024	2023	
Pendapatan dari investasi pada surat berharga	3,086,500	3,012,345	*Income from investments in marketable securities*
Pendapatan dari Deposito Berjangka Syariah Bank Indonesia	366,792	319,541	*Income from Bank Indonesia Sharia Term Deposits*
Pendapatan atas penempatan Giro Wajib Minimum ("GWM")	104,549	130,309	*Income from placement in Minimum Statutory Reserve Requirement ("GWM")*
Bagi hasil penempatan pada bank lain	76,109	24,086	*Profit sharing from placements with other bank*
Bonus dari Sertifikat Bank Indonesia Syariah ("SBIS") dan Fasilitas Simpanan Bank Indonesia Syariah ("FASBIS")	66,870	41,750	*Bonus from Bank Indonesia Sharia Certificates ("SBIS") and Bank Indonesia Sharia Deposit Facilities ("FASBIS")*
	3,700,820	3,528,031	

35. HAK PIHAK KETIGA ATAS BAGI HASIL / *35. THIRD PARTIES' SHARE ON RETURN*

	2024	2023	
Deposito *mudharabah*	5,539,666	4,148,029	*Mudharabah time deposits*
Giro *mudharabah*	1,100,295	791,764	*Mudharabah demand deposits*
Tabungan *mudharabah*	432,774	466,655	*Mudharabah savings deposits*
PaSBI	368,533	221,325	*PaSBI*
Dana pihak ketiga terikat	180,666	119,316	*Restricted third party funds*
Sukuk keberlanjutan	108,999	-	*Sustainability sukuk*
SIMA dan SIKA	78,898	74,464	*SIMA and SIKA*
Pembiayaan berjangka *mudharabah*	37,282	32,710	*Mudharabah term financing*
Musyarakah-mudharabah musytarakah	20,576	21,003	*Musyarakah-mudharabah musytarakah*
Sukuk *mudharabah* subordinasi	16,514	115,849	*Subordinated sukuk mudharabah*
SIPA	4,826	2,053	*SIPA*
	7,889,029	5,993,168	

36. PENDAPATAN USAHA LAINNYA / *36. OTHER OPERATING INCOME*

Pendapatan usaha lainnya terdiri dari: / *Other operating income consists of:*

	2024	2023*)	
Pendapatan imbalan jasa perbankan			*Fee based income from banking services*
Pendapatan *rahn*	1,001,349	727,749	*Income from rahn*
Pendapatan layanan *internet banking*	414,190	314,155	*Income from internet banking services*
Pendapatan transaksi Bancassurance	343,480	-	*Income from Bancassurance transactions*
Pendapatan administrasi tabungan dan giro	333,028	346,871	*Income from saving deposits and demand deposits administration*
Pendapatan administrasi pembiayaan	313,896	331,669	*Income from financing administration*
Pendapatan administrasi dan komisi selain pembiayaan	168,141	101,813	*Income from administration and commission other than financing*
Pendapatan jasa pembayaran	166,418	135,742	*Income from payment services*
Pendapatan transaksi ATM	159,942	173,310	*Income from ATM transactions*
Pendapatan kartu Hasanah	147,380	143,621	*Income from Hasanah Card*
Pendapatan komisi asuransi	134,976	157,705	*Income from insurance commission*
Pendapatan jasa ekspor impor	127,598	105,916	*Income from export import services*
Pendapatan pembiayaan sindikasi	87,588	84,903	*Syndicated financing fee*
Pendapatan transaksi mata uang asing - bersih	65,316	60,972	*Income from foreign exchange transaction - net*
Pendapatan jasa penjualan sukuk dan reksa dana	46,374	31,570	*Income from service of sale of sukuk and mutual funds*
Pendapatan transaksi *remittance*	31,237	26,749	*Income from remittance transactions*
Pendapatan ganti rugi restrukturisasi (*ta'widh*)	27,467	32,221	*Income from restructuring compensation (ta'widh)*
Lainnya	109,982	95,808	*Others*
	3,678,362	2,870,774	
Keuntungan investasi surat berharga			*Gain from marketable securities*
Keuntungan pelepasan surat berharga	593,258	216,017	*Gain on sale of marketable securities*
(Penurunan)/kenaikan nilai surat berharga diukur pada nilai wajar melalui laba rugi	(6,059)	26,093	*(Decrease)/increase in marketable securities measured at fair value through profit or loss*
	587,199	242,110	
Pendapatan lainnya			*Other income*
Penerimaan kembali atas piutang dan pembiayaan yang telah dihapusbukukan	1,290,918	1,091,582	*Subsequent recoveries of receivables and financing written-off*
	5,556,479	4,204,466	

Pendapatan imbalan jasa perbankan - lainnya antara lain pendapatan atas wesel SKBDN, pendapatan *trust receipt,* pendapatan cetak rekening koran, dan pendapatan administrasi jasa perbankan.

Fee based income from banking services - others are income from SKBDN bills, income from trust receipt, income from bank statement printing, and fees for banking service administration fees.

37. BEBAN GAJI DAN TUNJANGAN / *37. SALARIES AND BENEFITS EXPENSES*

Beban gaji dan tunjangan terdiri dari: / *Salaries and benefits consist of:*

	2024	2023	
Gaji dan upah	3,862,690	3,776,223	*Salaries and wages*
Tunjangan karyawan	997,154	976,738	*Employee allowances*
Pendidikan dan pelatihan	175,822	123,890	*Education and training*
Lainnya	248,470	158,364	*Others*
	5,284,136	5,035,215	

Lainnya antara lain beban imbalan kerja dan beban kegiatan komunitas pegawai.

Others are employee benefits expenses and employee community activity expenses.

*) Direklasifikasi, lihat Catatan 53 / *) *Reclassified, see Note 53*

38. BEBAN UMUM DAN ADMINISTRASI / *38. GENERAL AND ADMINISTRATIVE EXPENSES*

Beban umum dan administrasi terdiri dari: / *General and administrative expenses consist of:*

	2024	2023	
Penyusutan aset tetap dan aset hak guna dan amortisasi aset tidak berwujud (Catatan 14)	1,049,718	837,672	*Depreciation of fixed assets and right-of-use assets and amortisation of intangible assets (Note 14)*
Beban promosi	902,652	679,093	*Promotion expenses*
Beban *outsourcing*	838,642	730,416	*Outsourcing expenses*
Beban penjaminan	599,218	530,276	*Underwriting expenses*
Beban komunikasi	396,939	301,509	*Communication expenses*
Beban sewa (Catatan 14)	393,072	310,255	*Rent expenses (Note 14)*
Beban transportasi	284,183	220,052	*Transportation expenses*
Beban pemeliharaan dan perbaikan	254,239	173,267	*Service and maintenance expenses*
Beban jasa tenaga ahli	196,396	161,460	*Professional fees expenses*
Beban pungutan OJK	192,549	162,414	*OJK fees expenses*
Beban perlengkapan	186,954	143,505	*Supplies expenses*
Beban lisensi *software*	175,629	88,045	*Software license expenses*
Beban barang dan jasa lain	157,330	125,900	*Other goods & services expenses*
Beban listrik, air dan gas	128,844	123,948	*Electricity, water and gas expenses*
Beban alat tulis kantor	121,582	103,813	*Office stationery expenses*
Beban asuransi	97,014	91,006	*Insurance expenses*
Ujrah administrasi	90,604	93,531	*Administrative ujrah*
Lainnya	277,061	293,776	*Others*
	6,342,626	5,169,938	

Beban umum dan administrasi lain-lain terdiri dari: beban penunjang kinerja, beban sinergi bank konvensional, beban perubahan nama kreditur, beban komisi jaringan visa, beban akses data Dinas Kependudukan dan Pencatatan Sipil, beban pajak reklame, dan lainnya.

Other general and administrative expenses consist of: performance support expenses, conventional bank synergy expenses, creditor name change expenses, visa network commission expenses, Population and Civil Registry Service data access expenses, advertising tax expenses, and others.

39. BEBAN CADANGAN KERUGIAN PENURUNAN NILAI ASET PRODUKTIF DAN NONPRODUKTIF - BERSIH / *39. PROVISION FOR IMPAIRMENT LOSSES ON EARNING AND NON-EARNING ASSETS - NET*

Beban cadangan kerugian penurunan nilai aset produktif dan nonproduktif - bersih terdiri dari: / *Provision for impairment losses on earning and non-earning assets - net, consist of:*

	2024	2023	
Giro dan penempatan pada bank lain (Catatan 6)	(6,999)	4,628	*Current accounts and placements with other banks (Note 6)*
Investasi pada surat berharga (Catatan 7)	(97,218)	121,872	*Investments in marketable securities (Note 7)*
Tagihan akseptasi (Catatan 8)	(2,457)	(374)	*Acceptances receivables (Note 8)*
Piutang (Catatan 9)	967,838	1,536,234	*Receivables (Note 9)*
Pinjaman *qardh* (Catatan 10)	27,969	80,586	*Funds of qardh (Note 10)*
Pembiayaan *mudharabah* (Catatan 11)	44,110	11,962	*Mudharabah financing (Note 11)*
Pembiayaan *musyarakah* (Catatan 12)	1,069,868	892,055	*Musyarakah financing (Note 12)*
Estimasi kerugian komitmen dan kontinjensi (Catatan 41)	(8,443)	3,246	*Estimated losses on commitments and contingencies (Note 41)*
Aset nonproduktif	(102,910)	(29,681)	*Non-earning assets*
Aset lainnya	2,109	1,951	*Other assets*
	1,893,867	2,622,479	

40. LABA PER SAHAM / *40. EARNINGS PER SHARE*

Perhitungan laba per saham adalah sebagai berikut: / *The computation of earnings per share, are as follows:*

	2024	2023	
Laba tahun berjalan	7,005,888	5,703,743	*Income for the year*
Jumlah rata-rata tertimbang saham biasa yang beredar (nilai penuh)	46,129,260,138	46,129,260,138	*Weighted average number of shares outstanding (full amount)*
Laba bersih per saham dasar dan dilusian (Rupiah penuh)	151.88	123.65	*Basic and diluted earnings per share (full Rupiah)*

41. INFORMASI MENGENAI KOMITMEN DAN KONTINJENSI / *41. INFORMATION ON COMMITMENTS AND CONTINGENCIES*

a. Bank memiliki tagihan dan liabilitas komitmen dan kontinjensi sebagai berikut: / *a. The Bank's receivables and payables from commitments and contingencies are as follows:*

	2024	2023	
Tagihan komitmen			***Commitments receivables***
Pihak ketiga			***Third parties***
Pembelian berjangka mata uang asing yang belum diselesaikan	464,508	-	*Unsettled purchase of foreign currency futures*
Liabilitas komitmen			***Commitments payables***
Pihak ketiga			***Third parties***
Fasilitas pembiayaan yang belum digunakan	2,090,286	1,775,974	*Unused financing facilities*
L/C yang tidak dapat dibatalkan	202,609	267,737	*Irrevocable L/C*
Kewajiban subrogasi	140,040	137,094	*Subrogation payables*
Penjualan berjangka mata uang asing yang belum diselesaikan	489,752	114,862	*Sales of foreign currency futures unresolved*
	2,922,687	2,295,667	
Pihak berelasi			***Related parties***
Fasilitas pembiayaan yang belum digunakan	48,602	117,375	*Unused financing facilities*
L/C yang tidak dapat dibatalkan	161,978	98,238	*Irrevocable L/C*
	210,580	215,613	
Liabilitas komitmen - bersih	2,668,759	2,511,280	***Commitments payables - net***
Tagihan kontinjensi			***Contingencies receivables***
Pihak ketiga			***Third parties***
Pendapatan dari pembiayaan bermasalah	425,397	335,215	*Income from non-performing financing*
Bank garansi (*kafalah*) yang diterima	245,046	234,419	*Bank guarantees (kafalah) received*
Lainnya	35,611	30,923	*Others*
	706,054	600,557	
Liabilitas kontinjensi			***Contingencies payables***
Pihak ketiga			***Third parties***
Garansi yang diterbitkan	1,532,802	2,099,170	*Bank guarantees issued*
Pihak berelasi			***Related parties***
Garansi yang diterbitkan	507,923	738,668	*Bank guarantees issued*
	2,040,725	2,837,838	
Liabilitas kontinjensi - bersih	1,334,671	2,237,281	***Contingencies payables - net***

41. INFORMASI MENGENAI KOMITMEN DAN KONTINJENSI (lanjutan)

41. INFORMATION ON COMMITMENTS AND CONTINGENCIES *(continued)*

b. Transaksi komitmen dan kontinjensi yang terjadi dalam kegiatan normal Bank yang mempunyai risiko pembiayaan adalah sebagai berikut:

b. The transactions of commitments and contingencies in the normal course of the Bank's activities that have financing risks are as follows:

	2024	2023	
Garansi yang diterbitkan	2,040,725	2,837,838	*Bank guarantees issued*
Fasilitas pembiayaan yang belum digunakan	2,138,888	1,893,349	*Unused financing facilities*
L/C yang tidak dapat dibatalkan	364,587	365,975	*Irrevocable L/C*
	4,544,200	5,097,162	

c. Kolektibilitas komitmen dan kontinjensi pada rekening administratif yang mempunyai risiko pembiayaan diungkapkan pada Catatan 54k.

c. The collectibility of commitments and contingencies with financing risk on administrative accounts is disclosed in Note 54k.

d. Perubahan cadangan kerugian penurunan nilai estimasi komitmen dan kontijensi adalah sebagai berikut:

d. The movements of allowance for impairment losses on estimated commitments and contingencies are as follows:

	2024	2023	
Saldo awal tahun	32,017	28,873	*Beginning balance*
(Pembalikan)/pembentukan selama tahun berjalan (Catatan 39)	(8,443)	3,246	*(Reversal)/provision during the year (Note 39)*
Selisih kurs	471	(102)	*Exchange rate difference*
Saldo akhir tahun	24,045	32,017	*Ending balance*

Manajemen berpendapat bahwa cadangan kerugian penurunan atas nilai estimasi komitmen dan kontijensi yang dibentuk telah memadai dan telah sesuai dengan ketentuan OJK.

Management believes that the allowance for impairment losses on estimated commitments and contingencies is adequate and in compliance with OJK regulations.

42. LIABILITAS IMBALAN KERJA

42. EMPLOYEE BENEFIT LIABILITIES

	2024	2023	
Imbalan pasca kerja jangka panjang	374,963	463,243	*Long-term post-employment benefits*
Cuti besar	159,767	204,021	*Grand leaves*
	534,730	667,264	

Bank memiliki Program Pensiun Iuran Pasti ("PPIP") yang meliputi seluruh karyawan tetap yang dikelola oleh Dana Pensiun Lembaga Keuangan ("DPLK") sebagai berikut:

Bank has a defined contribution plan ("PPIP") for all permanent employees which managed by the pension funds ("DPLK") as follows:

1. DPLK BRI yang telah mendapatkan pengesahan berdasarkan Keputusan Otoritas Jasa Keuangan No. KEP-19/NB.1/2022 tanggal 21 Maret 2022.
2. DPLK AXA Mandiri yang telah mendapatkan pengesahan berdasarkan Keputusan Otoritas Jasa Keuangan No. KEP-29/NB.01/2022 tanggal 18 April 2022.
3. DPLK BNI yang telah mendapatkan pengesahan berdasarkan Keputusan Otoritas Jasa Keuangan No. KEP-31/NB.01/2022 tanggal 13 Mei 2022.

1. *DPLK BRI which has been approved by OJK through its Decision Letter No. KEP-19/NB.1/2022 dated 21 March 2022.*
2. *DPLK AXA Mandiri which has been approved by OJK through its Decision Letter No. KEP-29/NB.01/2022 dated 18 April 2022.*
3. *DPLK BNI which has been approved by OJK through its Decision Letter No. KEP-31/NB.01/2022 dated 13 May 2022.*

42. LIABILITAS IMBALAN KERJA (lanjutan)

Jumlah iuran yang dibayarkan Bank sebesar Rp189.334 dan Rp181.524 untuk tahun yang berakhir pada 31 Desember 2024 dan 2023.

Selain itu, Bank memiliki Program Pensiun Untuk Kompensasi Pesangon ("PPUKP") untuk pegawai *ex-legacy* BRIS yang dikelola oleh DPLK BRI.

Perhitungan aktuaria per tanggal 31 Desember 2024 dan 2023 dilakukan oleh KKA Steven & Mourits, aktuaris independen, dalam laporannya masing-masing tertanggal 23 Desember 2024 dan 15 Desember 2023.

Perhitungan aktuaria tersebut menggunakan metode *Projected Unit Credit* serta mempertimbangkan asumsi-asumsi utama sebagai berikut:

***42. EMPLOYEE BENEFIT LIABILITIES** (continued)*

The total contributions paid by the Bank amounting to Rp189,334 and Rp181,524 for the year ended 31 December 2024 and 2023.

In addition, the Bank has a defined benefit plan ("PPUKP") for ex-legacy BRIS employees which managed by DPLK BRI.

The actuarial calculations as at 31 December 2024 and 2023 were prepared by KKA Steven & Mourits, an independent actuary, in its reports dated 23 December 2024 and 15 December 2023, respectively.

The above actuarial calculations were using the Projected Unit Credit Method with the following key assumptions:

	2024	2023	
Asumsi ekonomi:			***Economic assumptions:***
Tingkat diskonto	7.10%	6.70%	*Discount rate*
Tingkat kenaikan gaji	6.50%	7.00%	*Rate of salary increases*
Asumsi lainnya:			***Other assumptions:***
Usia pensiun normal	36 - 56 tahun/*years*	36 - 56 tahun/*years*	*Normal retirement age*
Tingkat kematian	Modifikasi Tabel Mortalitas/ *Adjusted Mortality Table* Indonesia TMI-IV-2019	Modifikasi Tabel Mortalitas/ *Adjusted Mortality Table* Indonesia TMI-IV-2019	*Mortality rate*
Tingkat cacat	10% dari tingkat kematian/*10% from mortality rate*	10% dari tingkat kematian/*10% from mortality rate*	*Disability rate*

Imbalan pasca kerja jangka panjang

Rekonsiliasi status pembiayaan atas program pensiun disajikan sebagai berikut:

Long-term post-employment benefit

A reconciliation of the funding status of the pension plan are as follows:

	2024	2023	
Nilai kini liabilitas manfaat pasti yang didanai	504,612	585,282	*Present value of funded defined benefit obligations*
Nilai wajar aset dana pensiun	(129,649)	(122,039)	*Fair value of pension plan assets*
Nilai bersih kewajiban	374,963	463,243	*Net liability*

Mutasi nilai kini liabilitas manfaat pasti yang didanai selama tahun berjalan adalah sebagai berikut:

The movements in the present value of funded defined benefit obligations for the year are as follows:

	2024	2023	
Pada awal tahun	585,282	626,386	*At the beginning of the year*
Biaya jasa kini	65,683	86,195	*Current service cost*
Biaya jasa lalu	-	(140,986)	*Past service cost*
Biaya bunga	34,844	42,951	*Interest cost*
(Keuntungan)/kerugian pengukuran kembali aktuarial	(137,052)	33,913	*Actuarial (gain)/loss on remeasurement*
	548,757	648,459	
Pembayaran imbalan pasca kerja selama tahun berjalan	(44,145)	(63,177)	*Payment of post-employment benefit during the year*
	504,612	585,282	

42. LIABILITAS IMBALAN KERJA (lanjutan) / *EMPLOYEE BENEFIT LIABILITIES (continued)*

Imbalan pasca kerja jangka panjang (lanjutan) / ***Long-term post-employment benefit** (continued)*

Rekonsiliasi atas mutasi liabilitas bersih selama tahun yang berakhir 31 Desember 2024 dan 2023 adalah sebagai berikut:

The reconciliation of the movements of the net liabilities for the year ended 31 December 2024 and 2023 is as follows:

	2024	2023	
Kewajiban bersih pada awal tahun	463,243	510,868	*Net liabilities at the beginning of the year*
Beban tahun berjalan	176,523	29,623	*Current year expenses*
Pengukuran kembali diakui sebagai pendapatan komprehensif lainnya akibat:			*Remeasurement recognised as other comprehensive income due to:*
Perubahan asumsi ekonomis	(92,804)	32,719	*Changes in economic assumptions*
Perubahan dari penyesuaian historis	(43,326)	2,462	*Changes from experience adjustment*
	(136,130)	35,181	
Pembayaran imbalan pasca kerja selama tahun berjalan	(44,145)	(63,177)	*Payment of post-employment benefit during the year*
Kelebihan pembayaran imbalan	(84,528)	(49,252)	*Excess benefit payment*
Kewajiban bersih pada akhir tahun	374,963	463,243	*Net liabilities at the end of the year*

Mutasi nilai wajar aset program untuk tahun yang berakhir adalah sebagai berikut:

The movements in the fair value of plan assets for the year ended are as follows:

	2024	2023	
Pada awal tahun	122,039	115,518	*At the beginning of the year*
Hasil dari aset program	(923)	(1,267)	*Return on plan assets*
Keuntungan aktuarial	8,533	7,788	*Actuarial gains*
	129,649	122,039	

Biaya imbalan pensiun yang dibebankan pada laporan laba rugi adalah sebagai berikut:

Pension expenses recognised in the statements of profit or loss, are as follows:

	2024	2023	
Biaya jasa kini	65,683	86,195	*Current service cost*
Biaya jasa lalu	-	(140,986)	*Past service cost*
Bunga bersih	26,312	35,162	*Net Interest*
Kelebihan pembayaran imbalan	84,528	49,252	*Excess benefits payment*
Biaya yang dibebankan pada laporan laba rugi	176,523	29,623	*Expense recognised in profit or loss*
Biaya yang dibebankan pada laporan laba rugi	176,523	29,623	*Expense recognised in profit or loss*
Pengukuran kembali yang diakui pada penghasilan komprehensif lain	(136,130)	35,181	*Remeasurement effect recognised in other comprehensive income*
Biaya imbalan pasti	40,393	64,804	*Defined benefit cost*

Pada tanggal 31 Desember 2024 dan 2023, aset program diinvestasikan ke dalam instrumen pasar uang syariah masing-masing sebesar Rp129.649 dan Rp122.039.

As at 31 December 2024 and 2023, plan assets invested to sharia money market each amounting to Rp129,649 and Rp122,039.

42. LIABILITAS IMBALAN KERJA (lanjutan)

Imbalan pasca kerja jangka panjang (lanjutan)

Hasil yang diharapkan dari aset program ditentukan dengan mempertimbangkan imbal hasil yang diharapkan atas aset yang mengacu pada kebijakan investasi. Hasil investasi bunga tetap didasarkan pada hasil pengembalian bruto pada tanggal pelaporan. Hasil yang diharapkan dari investasi ekuitas dan properti mencerminkan tingkat imbal hasil jangka panjang aktual yang terjadi untuk tiap-tiap pasar.

Bank terekspos beberapa risiko atas program imbalan kerja seperti risiko yang terekspos pada program manfaat pasti adalah adanya tingkat hasil investasi di bawah asumsi *discount rate* dan kenaikan gaji aktual yang lebih besar dari asumsi. Hal tersebut menimbulkan peningkatan iuran yang dibayarkan kepada dana pensiun.

Untuk memastikan bahwa posisi investasi telah sesuai dengan kerangka *Asset Liability Matching* ("ALMA"), Bank melakukan pemantauan terhadap investasi atas program pensiun (baik iuran pasti maupun manfaat pasti) dan memastikan tingkat investasi dimaksud mencapai tingkat diskonto yang digunakan. Selain itu, dilakukan implementasi kebijakan penyesuaian gaji sesuai dengan asumsi yang telah digunakan dalam perhitungan aktuaria untuk mengurangi selisih hasil perhitungan atas proyeksi imbalan kerja pasca kerja dengan realisasinya.

Rata-rata durasi kewajiban manfaat pasti pada tanggal 31 Desember 2024 adalah 7,98 tahun (2023: 8,89 tahun).

Cuti besar

Mutasi untuk cadangan atas cuti besar masing-masing pada tanggal 31 Desember 2024 dan 2023 adalah sebagai berikut:

42. EMPLOYEE BENEFIT LIABILITIES *(continued)*

Long-term post-employment benefit *(continued)*

The expected return on plan assets is determined by considering the expected return available on the assets in accordance with the current investment policy. Expected yields on fixed interest investments are based on gross redemption yields as at the reporting date. Expected return on equity and property investments reflect long-term real rates of return experienced in the respective markets.

The Bank is exposed to a number of risks through its employee benefit plans such as the exposed risks in the defined benefit pension plan is the lower return on investment compared to assumption on discount rate and the increase in the actual salary is higher than its assumption. These will cause an increase in benefit paid to pension fund.

To ensure that the position of investments is consistent with the Asset Liability Management ("ALMA") framework, the Bank performs monitoring over the investment for the pension program (for both defined benefit and contribution plans) and performs action to ensure the return of investments will meet the applicable discount rate. Apart from that, implementation of salary adjustment policy has been performed in accordance to the assumptions used by actuarial calculation to reduce the gap on the calculation of projected post-employment benefit with its realisation.

The average duration of the defined benefit obligations as at 31 December 2024 is 7.98 years (2023: 8.89 years).

Grand leaves

The movements of allowance for grand leaves as at 31 December 2024 and 2023, respectively, are as follows:

	2024	2023	
Liabilitas pada awal tahun	204,021	178,150	*Liabilities at beginning of the year*
Beban cuti besar pada tahun berjalan	44,845	102,955	*Grand leaves expense during the year*
Pembayaran cuti besar selama tahun berjalan	(89,099)	(77,084)	*Payment of grand leaves during the year*
	159,767	204,021	

42. LIABILITAS IMBALAN KERJA (lanjutan) / *EMPLOYEE BENEFIT LIABILITIES (continued)*

Cuti besar (lanjutan) / ***Grand leaves** (continued)*

Beban cuti besar untuk tahun yang berakhir pada tanggal 31 Desember 2024 dan 2023 berdasarkan perhitungan aktuaria adalah sebagai berikut:

Grand leaves expense for the year ended 31 December 2024 and 2023 based on actuarial calculation are as follows:

	2024	2023	
Biaya jasa kini	69,662	65,008	*Current service cost*
Biaya bunga	12,024	10,609	*Interest cost*
Kerugian aktuarial	10,688	27,338	*Actuarial loss*
Biaya jasa lalu	(47,529)	-	*Past service costs*
Jumlah	44,845	102,955	*Total*

Sensitivitas dari kewajiban manfaat pasti terhadap perubahan asumsi aktuaria adalah sebagai berikut:

The sensitivity of defined benefit obligations to changes in the actuarial assumptions is as follows:

31 Desember 2024	Dampak terhadap kewajiban imbalan kerja/ *Impact on employee benefit liabilities* Perubahan asumsi/ *Change in assumption*	(Kenaikan)/penurunan manfaat pasti/ *(Increase)/decrease benefit obligation*	*31 December 2024*
Tingkat diskonto	Kenaikan/*increase* 1%	(30,654)	*Discount rate*
	Penurunan/*decrease* 1%	33,688	
Tingkat kenaikan gaji	Kenaikan/*increase* 1%	100,720	*Salary increase rate*
	Penurunan/*decrease* 1%	(76,546)	

31 Desember 2023	Dampak terhadap kewajiban imbalan kerja/ *Impact on employee benefit liabilities* Perubahan asumsi/ *Change in assumption*	(Kenaikan)/penurunan manfaat pasti/ *(Increase)/decrease benefit obligation*	*31 December 2023*
Tingkat diskonto	Kenaikan/*increase* 1%	(41,838)	*Discount rate*
	Penurunan/*decrease* 1%	46,501	
Tingkat kenaikan gaji	Kenaikan/*increase* 1%	123,028	*Salary increase rate*
	Penurunan/*decrease* 1%	(96,626)	

Analisis jatuh tempo yang diharapkan dari manfaat pensiun yang tidak terdiskonto adalah sebagai berikut:

Expected maturity analysis of undiscounted pension is as follows:

	Kurang dari 1 tahun/ *Less than a year*	2 sampai 5 tahun/ *Between 2 to 5 years*	Lebih dari 5 tahun/ *Over 5 years*	Jumlah/ *Total*	
31 Desember 2024					***31 December 2024***
Pensiun	53,202	311,490	1,272,552	1,637,244	*Pension*
Cuti besar	90,747	353,551	1,077,635	1,521,933	*Grand leaves*
Jumlah	143,949	665,041	2,350,187	3,159,177	*Total*
31 Desember 2023					***31 December 2023***
Pensiun	67,173	313,056	1,720,505	2,100,734	*Pension*
Cuti besar	88,663	365,172	1,312,773	1,766,608	*Grand leaves*
Jumlah	155,836	678,228	3,033,278	3,867,342	*Total*

43. JAMINAN PEMERINTAH TERHADAP KEWAJIBAN PEMBAYARAN BANK UMUM

Berdasarkan Undang-Undang No. 24 tanggal 22 September 2004, efektif sejak tanggal 22 September 2005, sebagaimana diubah dengan Peraturan Pemerintah Pengganti Undang-Undang Republik Indonesia No. 3 tanggal 13 Oktober 2008, Lembaga Penjaminan Simpanan ("LPS") dibentuk untuk menjamin kewajiban tertentu bank-bank umum berdasarkan program penjaminan yang berlaku, yang besaran nilai jaminannya dapat berubah jika memenuhi kriteria tertentu yang berlaku.

Berdasarkan peraturan LPS No. 2 tanggal 22 September 2014 tentang perubahan peraturan LPS No. 2/PLPS/2010 tentang program penjaminan simpanan dimana simpanan yang dijamin meliputi giro *wadiah*, giro *mudharabah*, tabungan *wadiah*, tabungan *mudharabah*, deposito *mudharabah* dan simpanan dari bank lain.

Berdasarkan Peraturan Pemerintah Republik Indonesia No. 66 tahun 2008 tanggal 13 Oktober 2008, tentang "Besarnya Nilai Simpanan yang Dijamin Lembaga Penjaminan Simpanan", pada tanggal 31 Desember 2024 dan 2023 jumlah simpanan yang dijamin LPS adalah simpanan sampai dengan Rp2.000.000.000 (nilai penuh) untuk per nasabah per bank.

Pada tanggal 31 Desember 2024 dan 2023, Bank adalah peserta dari program penjaminan tersebut.

Beban penjaminan dana pihak ketiga yang dijaminkan kepada LPS adalah Rp599.081 dan Rp530.162 masing-masing untuk tahun yang berakhir pada tanggal 31 Desember 2024 dan 2023.

43. GOVERNMENT GUARANTEES ON OBLIGATIONS OF COMMERCIAL BANKS

Based on Law No. 24 dated 22 September 2004 effective on 22 September 2005, as amended by The Government Regulation of the Republic of Indonesia for Substitute of Law No. 3 dated 13 October 2008, the Government established the Deposit Insurance Institution ("LPS") to guarantee certain liabilities of commercial banks based on the prevailing guarantee programs, in which the guaranteed amount may change if they meet certain specified criteria.

Based on LPS Regulation No. 2 dated 22 September 2014 regarding amendment of LPS Regulation No. 2/PLPS/2010 regarding the Deposit Guarantee Program, the deposits guaranteed included wadiah demand deposits, mudharabah demand deposits, wadiah savings deposits, mudharabah savings deposits, mudharabah time deposits and deposits from other banks.

Based on the Government of the Republic of Indonesia Regulation No. 66 Year 2008 dated 13 October 2008, regarding "the Amount of Public Deposits Guaranteed by the Government Established Deposit Insurance Institution", as at 31 December 2024 and 2023 the amount of deposits that are guaranteed by LPS amounted to Rp2,000,000,000 (full amount) for each customer of each bank.

As at 31 December 2024 and 2023, the Bank is a participant of the government guarantee program.

Insurance premium related to third party funds paid to LPS amounted to Rp599,081 and Rp530,162 for the year ended 31 December 2024 and 2023, respectively.

44. TRANSAKSI DENGAN PIHAK BERELASI

Dalam kegiatan normal usaha, Bank melakukan transaksi dengan pihak berelasi. Semua transaksi dengan pihak berelasi telah dilakukan dengan kebijakan dan syarat yang telah disepakati bersama.

a. Jenis hubungan

Pihak berelasi secara entitas dan/atau manajemen:

Hubungan pihak berelasi sebagai pemegang saham utama
Pemerintah Republik Indonesia melalui Kementerian Keuangan

Hubungan pihak berelasi sebagai pemegang saham pengendali
PT Bank Mandiri (Persero) Tbk

44. TRANSACTIONS WITH RELATED PARTIES

In the normal course of business, the Bank enters into certain transactions with related parties. All transactions with related parties have met the agreed terms and conditions.

a. Type of relationships

Related parties from the entity level and/or management are:

Related party relationship as the ultimate shareholder
The Government of Republic of Indonesia through the Ministry of Finance

Related party relationship as the controlling shareholder
PT Bank Mandiri (Persero) Tbk

44. TRANSAKSI DENGAN PIHAK BERELASI (lanjutan)

a. Jenis hubungan (lanjutan)

44. TRANSACTIONS WITH RELATED PARTIES *(continued)*

a. Type of relationships *(continued)*

Hubungan pihak berelasi sebagai pemegang saham	***Related party relationship as the shareholder***
PT Bank Rakyat Indonesia (Persero) Tbk	*PT Bank Rakyat Indonesia (Persero) Tbk*
PT Bank Negara Indonesia (Persero) Tbk	*PT Bank Negara Indonesia (Persero) Tbk*
PT BRI Danareksa Sekuritas	*PT BRI Danareksa Sekuritas*
PT BNI Life Insurance	*PT BNI Life Insurance*
PT Mandiri Sekuritas	*PT Mandiri Sekuritas*
AirNav Indonesia	*AirNav Indonesia*
Entitas dan lembaga pemerintah	***Government entities and institutions***
BPJS Kesehatan	*BPJS Kesehatan*
BPJS Ketenagakerjaan	*BPJS Ketenagakerjaan*
Dana Pensiun Bank Mandiri	*Dana Pensiun Bank Mandiri*
Lembaga Pembiayaan Ekspor Indonesia	*Lembaga Pembiayaan Ekspor Indonesia*
Perum BULOG	*Perum BULOG*
Perum DAMRI	*Perum DAMRI*
Perum Jasa Tirta I	*Perum Jasa Tirta I*
Perum Jasa Tirta II	*Perum Jasa Tirta II*
Perum Percetakan Negara Republik Indonesia	*Perum Percetakan Negara Republik Indonesia*
Perum Perhutani	*Perum Perhutani*
Perum Perumnas	*Perum Perumnas*
Perum Peruri	*Perum Peruri*
Perusahaan Penerbit SBSN Indonesia	*Perusahaan Penerbit SBSN Indonesia*
PT Adhi Commuter Properti Tbk	*PT Adhi Commuter Properti Tbk*
PT Adhi Jalintim Riau	*PT Adhi Jalintim Riau*
PT Adhi Karya (Persero) Tbk	*PT Adhi Karya (Persero) Tbk*
PT Adhi Persada Beton	*PT Adhi Persada Beton*
PT Adhi Persada Gedung	*PT Adhi Persada Gedung*
PT Adhi Persada Properti	*PT Adhi Persada Properti*
PT Aero Globe Indonesia	*PT Aero Globe Indonesia*
PT Aerofood Indonesia	*PT Aerofood Indonesia*
PT Aerojasa Cargo	*PT Aerojasa Cargo*
PT Agro Medika Nusantara	*PT Agro Medika Nusantara*
PT Agro Sinergi Nusantara	*PT Agro Sinergi Nusantara*
PT Alur Pelayaran Barat Surabaya	*PT Alur Pelayaran Barat Surabaya*
PT Amarta Karya (Persero)	*PT Amarta Karya (Persero)*
PT Aneka Tambang Tbk	*PT Aneka Tambang Tbk*
PT Angkasa Pura I	*PT Angkasa Pura I*
PT Angkasa Pura II	*PT Angkasa Pura II*
PT Angkasa Pura Hotel	*PT Angkasa Pura Hotel*
PT Angkasa Pura Kargo	*PT Angkasa Pura Kargo*
PT Angkasa Pura Logistik	*PT Angkasa Pura Logistik*
PT Angkasa Pura Properti	*PT Angkasa Pura Properti*
PT Angkasa Pura Retail	*PT Angkasa Pura Retail*
PT Angkasa Pura Sarana Digital	*PT Angkasa Pura Sarana Digital*
PT Angkasa Pura Solusi	*PT Angkasa Pura Solusi*
PT Angkasa Pura Solusi Integra	*PT Angkasa Pura Solusi Integra*
PT Angkasa Pura Supports	*PT Angkasa Pura Supports*
PT Antam Resourcindo	*PT Antam Resourcindo*
PT ASABRI (Persero)	*PT ASABRI (Persero)*
PT ASDP Indonesia Ferry (Persero)	*PT ASDP Indonesia Ferry (Persero)*
PT Asuransi Asei Indonesia	*PT Asuransi Asei Indonesia*
PT Asuransi BRI Life	*PT Asuransi BRI Life*
PT Asuransi Jasa Indonesia	*PT Asuransi Jasa Indonesia*
PT Asuransi Jasa Indonesia Syariah	*PT Asuransi Jasa Indonesia Syariah*
PT Asuransi Jasa Raharja (Persero)	*PT Asuransi Jasa Raharja (Persero)*
PT Asuransi Jiwa IFG	*PT Asuransi Jiwa IFG*
PT Asuransi Jiwa Inhealth Indonesia	*PT Asuransi Jiwa Inhealth Indonesia*
PT Asuransi Jiwa Taspen	*PT Asuransi Jiwa Taspen*
PT Asuransi Jiwasraya (Persero)	*PT Asuransi Jiwasraya (Persero)*
PT Asuransi Kredit Indonesia (Persero)	*PT Asuransi Kredit Indonesia (Persero)*
PT Asuransi Tugu Pratama Indonesia Tbk	*PT Asuransi Tugu Pratama Indonesia Tbk*
PT Aviasi Pariwisata Indonesia	*PT Aviasi Pariwisata Indonesia*
PT AXA Mandiri Financial Services	*PT AXA Mandiri Financial Services*
PT Bahana Artha Ventura	*PT Bahana Artha Ventura*
PT Bahana Pembinaan Usaha Indonesia	*PT Bahana Pembinaan Usaha Indonesia*
PT Bahana Sekuritas	*PT Bahana Sekuritas*
PT Bahana TCW Investment Management	*PT Bahana TCW Investment Management*

44. TRANSAKSI DENGAN PIHAK BERELASI (lanjutan)

a. Jenis hubungan (lanjutan)

Entitas dan lembaga pemerintah (lanjutan)

PT Bakti Timah Medika
PT Balai Pustaka
PT Bank Mandiri Taspen
PT Bank Tabungan Negara (Persero) Tbk
PT Barata Indonesia (Persero)
PT Baturaja Multi Usaha
PT Berdikari
PT Berdikari Logistik Indonesia
PT Berkah Industri Mesin Angkat
PT Berlian Jasa Terminal Indonesia
PT Berlian Manyar Sejahtera
PT Bhanda Ghara Reksa (Persero)
PT Bina Karya (Persero)
PT Bio Farma (Persero)
PT Biro Klasifikasi Indonesia (Persero)
PT BNI Asset Management
PT BNI Sekuritas
PT Borneo Alumina Indonesia
PT Brantas Abipraya (Persero)
PT BRI Asuransi Indonesia
PT Bukit Asam Medika
PT Bukit Asam Tbk
PT Bukit Energi Investama
PT Bukit Multi Properti
PT Bukit Prima Bahari
PT Bumi Daya Plaza
PT Bumi Sawindo Permai
PT Cinere Serpong Jaya
PT Citilink Indonesia
PT Citra Lautan Teduh
PT Cut Meutia Medika Nusantara
PT Danareksa (Persero)
PT Danareksa Finance
PT Danareksa Investment Management
PT Dayamitra Telekomunikasi Tbk
PT Dirgantara Indonesia (Persero)
PT Djakarta Lloyd (Persero)
PT Dok dan Perkapalan Air Kantung
PT Dok dan Perkapalan Kodja Bahari (Persero)
PT Elnusa Petrofin
PT Elnusa Tbk
PT Emas Antam Indonesia
PT Energi Agro Nusantara
PT Energi Pelabuhan Indonesia
PT Energy Management Indonesia (Persero)
PT Equiport Inti Indonesia
PT Estika Daya Mandiri
PT Finnet Indonesia
PT Fintek Karya Nusantara
PT Gag Nikel
PT Gapura Angkasa
PT Garuda Indonesia (Persero) Tbk
PT Garuda Maintenance Facility Aero Asia Tbk
PT Graha Investama Bersama
PT Graha Niaga Tata Utama
PT Graha Sarana Duta
PT Griyaton Indonesia
PT Hakaaston
PT Haleyora Powerindo
PT HK Realtindo
PT Hutama Karya (Persero)
PT Hutama Karya Infrastruktur
PT Indofarma Global Medika
PT Indonesia Asahan Aluminium (Persero)
PT Indonesia Chemical Alumina
PT Indonesia Coal Resources
PT Indonesia Comnets Plus

44. TRANSACTIONS WITH RELATED PARTIES *(continued)*

a. Type of relationships *(continued)*

Government entities and institutions *(continued)*

PT Bakti Timah Medika
PT Balai Pustaka
PT Bank Mandiri Taspen
PT Bank Tabungan Negara (Persero) Tbk
PT Barata Indonesia (Persero)
PT Baturaja Multi Usaha
PT Berdikari
PT Berdikari Logistik Indonesia
PT Berkah Industri Mesin Angkat
PT Berlian Jasa Terminal Indonesia
PT Berlian Manyar Sejahtera
PT Bhanda Ghara Reksa (Persero)
PT Bina Karya (Persero)
PT Bio Farma (Persero)
PT Biro Klasifikasi Indonesia (Persero)
PT BNI Asset Management
PT BNI Sekuritas
PT Borneo Alumina Indonesia
PT Brantas Abipraya (Persero)
PT BRI Asuransi Indonesia
PT Bukit Asam Medika
PT Bukit Asam Tbk
PT Bukit Energi Investama
PT Bukit Multi Properti
PT Bukit Prima Bahari
PT Bumi Daya Plaza
PT Bumi Sawindo Permai
PT Cinere Serpong Jaya
PT Citilink Indonesia
PT Citra Lautan Teduh
PT Cut Meutia Medika Nusantara
PT Danareksa (Persero)
PT Danareksa Finance
PT Danareksa Investment Management
PT Dayamitra Telekomunikasi Tbk
PT Dirgantara Indonesia (Persero)
PT Djakarta Lloyd (Persero)
PT Dok dan Perkapalan Air Kantung
PT Dok dan Perkapalan Kodja Bahari (Persero)
PT Elnusa Petrofin
PT Elnusa Tbk
PT Emas Antam Indonesia
PT Energi Agro Nusantara
PT Energi Pelabuhan Indonesia
PT Energy Management Indonesia (Persero)
PT Equiport Inti Indonesia
PT Estika Daya Mandiri
PT Finnet Indonesia
PT Fintek Karya Nusantara
PT Gag Nikel
PT Gapura Angkasa
PT Garuda Indonesia (Persero) Tbk
PT Garuda Maintenance Facility Aero Asia Tbk
PT Graha Investama Bersama
PT Graha Niaga Tata Utama
PT Graha Sarana Duta
PT Griyaton Indonesia
PT Hakaaston
PT Haleyora Powerindo
PT HK Realtindo
PT Hutama Karya (Persero)
PT Hutama Karya Infrastruktur
PT Indofarma Global Medika
PT Indonesia Asahan Aluminium (Persero)
PT Indonesia Chemical Alumina
PT Indonesia Coal Resources
PT Indonesia Comnets Plus

44. TRANSAKSI DENGAN PIHAK BERELASI (lanjutan)

a. Jenis hubungan (lanjutan)

Entitas dan lembaga pemerintah (lanjutan)

PT Indonesia Kendaraan Terminal Tbk
PT Indonesia Power
PT Indopelita Aircraft Services
PT Indra Karya (Persero)
PT Industri Kapal Indonesia (Persero)
PT Industri Karet Nusantara
PT Industri Kemasan Semen Gresik
PT Industri Kereta Api (Persero)
PT Infomedia Nusantara
PT Infomedia Solusi Humanika
PT Inhutani I
PT Inhutani IV
PT Inka Multi Solusi
PT Inka Multi Solusi Service
PT Inka Multi Solusi Trading
PT Inti Konten Indonesia
PT IPC Terminal Petikemas
PT Jakarta Industrial Estate Pulogadung
PT Jalin Pembayaran Nusantara
PT Jalintim Adhi Abipraya
PT Jaminan Kredit Indonesia
PT Jaminan Pembiayaan Askrindo Syariah
PT Jasa Armada Indonesia Tbk
PT Jasa Marga (Persero) Tbk
PT Jasa Prima Logistik Bulog
PT Jasa Raharja
PT Jasa Tirta Energi
PT Jasa Tirta Luhur
PT Jasamarga Balikpapan Samarinda
PT Jasamarga Gempol Pasuruan
PT Jasamarga Jalanlayang Cikampek
PT Jasamarga Jogja Solo
PT Jasamarga Kualanamu Tol
PT Jasamarga Kunciran Cengkareng
PT Jasamarga Manado Bitung
PT Jasamarga Ngawi Kertosono Kediri
PT Jasamarga Pandaan Malang
PT Jasamarga Related Business
PT Jasamarga Solo Ngawi
PT Jasamarga Surabaya Mojokerto
PT Jasamarga Tollroad Maintenance
PT Jasamarga Tollroad Operator
PT Jasamarga Transjawa Tol
PT Jasaraharja Putera
PT Jembatan Nusantara
PT KA Properti Manajemen
PT Kalimantan Jawa Gas
PT Kaltim Adhiguna Dermaga
PT Kaltim Daya Mandiri
PT Kaltim Industrial Estate
PT Kawasan Berikat Nusantara (Persero)
PT Kawasan Industri Gresik
PT Kawasan Industri Makassar
PT Kawasan Industri Nusantara
PT Kawasan Industri Terpadu Batang
PT Kawasan Industri Wijayakusuma (Persero)
PT KBN Graha Medika
PT KBN Prima Logistik
PT Kereta Api Indonesia (Persero)
PT Kereta Api Logistik
PT Kereta Api Pariwisata
PT Kereta Commuter Indonesia
PT Kharisma Pemasaran Bersama Nusantara
PT Kilang Pertamina Balikpapan
PT Kimia Farma Apotek
PT Kimia Farma Diagnostika
PT Kimia Farma Tbk

44. TRANSACTIONS WITH RELATED PARTIES *(continued)*

a. Type of relationships *(continued)*

Government entities and institutions *(continued)*

PT Indonesia Kendaraan Terminal Tbk
PT Indonesia Power
PT Indopelita Aircraft Services
PT Indra Karya (Persero)
PT Industri Kapal Indonesia (Persero)
PT Industri Karet Nusantara
PT Industri Kemasan Semen Gresik
PT Industri Kereta Api (Persero)
PT Infomedia Nusantara
PT Infomedia Solusi Humanika
PT Inhutani I
PT Inhutani IV
PT Inka Multi Solusi
PT Inka Multi Solusi Service
PT Inka Multi Solusi Trading
PT Inti Konten Indonesia
PT IPC Terminal Petikemas
PT Jakarta Industrial Estate Pulogadung
PT Jalin Pembayaran Nusantara
PT Jalintim Adhi Abipraya
PT Jaminan Kredit Indonesia
PT Jaminan Pembiayaan Askrindo Syariah
PT Jasa Armada Indonesia Tbk
PT Jasa Marga (Persero) Tbk
PT Jasa Prima Logistik Bulog
PT Jasa Raharja
PT Jasa Tirta Energi
PT Jasa Tirta Luhur
PT Jasamarga Balikpapan Samarinda
PT Jasamarga Gempol Pasuruan
PT Jasamarga Jalanlayang Cikampek
PT Jasamarga Jogja Solo
PT Jasamarga Kualanamu Tol
PT Jasamarga Kunciran Cengkareng
PT Jasamarga Manado Bitung
PT Jasamarga Ngawi Kertosono Kediri
PT Jasamarga Pandaan Malang
PT Jasamarga Related Business
PT Jasamarga Solo Ngawi
PT Jasamarga Surabaya Mojokerto
PT Jasamarga Tollroad Maintenance
PT Jasamarga Tollroad Operator
PT Jasamarga Transjawa Tol
PT Jasaraharja Putera
PT Jembatan Nusantara
PT KA Properti Manajemen
PT Kalimantan Jawa Gas
PT Kaltim Adhiguna Dermaga
PT Kaltim Daya Mandiri
PT Kaltim Industrial Estate
PT Kawasan Berikat Nusantara (Persero)
PT Kawasan Industri Gresik
PT Kawasan Industri Makassar
PT Kawasan Industri Nusantara
PT Kawasan Industri Terpadu Batang
PT Kawasan Industri Wijayakusuma (Persero)
PT KBN Graha Medika
PT KBN Prima Logistik
PT Kereta Api Indonesia (Persero)
PT Kereta Api Logistik
PT Kereta Api Pariwisata
PT Kereta Commuter Indonesia
PT Kharisma Pemasaran Bersama Nusantara
PT Kilang Pertamina Balikpapan
PT Kimia Farma Apotek
PT Kimia Farma Diagnostika
PT Kimia FarmaTbk

44. TRANSAKSI DENGAN PIHAK BERELASI (lanjutan)

a. Jenis hubungan (lanjutan)

Entitas dan lembaga pemerintah (lanjutan)

PT Kimia Farma Trading & Distribution
PT Kliring Berjangka Indonesia
PT Kodja Terramarin
PT Krakatau Bandar Samudera
PT Krakatau Daya Listrik
PT Krakatau Global Trading
PT Krakatau Industrial Estate Cilegon
PT Krakatau Information Technology
PT Krakatau Jasa Industri
PT Krakatau Jasa Logistik
PT Krakatau Samudera
PT Krakatau Medika
PT Krakatau National Resources
PT Krakatau Perbengkelan dan Perawatan
PT Krakatau Pipe Industries
PT Krakatau Samudera Solusi
PT Krakatau Sarana Infrastruktur
PT Krakatau Sarana Properti
PT Krakatau Steel (Persero) Tbk
PT Krakatau Tirta Industri
PT Krakatau Tirta Operasi dan Pemeliharaan
PT Krakatau Wajatama
PT Krida Upaya Tunggal
PT Laras Astra Kartika
PT Len Industri (Persero)
PT Mandiri Capital Indonesia
PT Mandiri Manajemen Investasi
PT Mandiri Tunas Finance
PT Mandiri Utama Finance
PT Mega Eltra
PT Metra Digital Media
PT Mitra Rakata
PT Mitra Tours & Travel
PT Mitra Transaksi Indonesia
PT Mitra Utama Madani
PT Mulia Sasmita Bhakti
PT Multi Sentana Baja
PT Multi Terminal Indonesia
PT Nindya Beton
PT Nindya Karya (Persero)
PT Nusa Karya Arindo
PT Nusa Pratama Property
PT Nusantara Medika Utama
PT Nusantara Regas
PT Nusantara Sebelas Medika
PT Nusantara Terminal Services
PT Nusantara Turbin Dan Propulsi
PT Paguntaka Cahaya Nusantara
PT PAL Indonesia (Persero)
PT PAL Marine Services
PT PANN Pembiayaan Maritim
PT Patra Drilling Contractor
PT Patra Logistik
PT Patra Nusa Data
PT Patra Trading
PT Pegadaian
PT Pelabuhan Bukit Prima
PT Pelabuhan Indonesia (Persero)
PT Pelabuhan Indonesia I (Persero)
PT Pelabuhan Indonesia II (Persero)
PT Pelabuhan Indonesia IV (Persero)
PT Pelabuhan Indonesia Investama
PT Pelabuhan Tanjung Priok
PT Pelayanan Energi Batam
PT Pelayaran Bahtera Adhiguna
PT Pelayaran Nasional Indonesia (Persero)
PT Pelindo Daya Sejahtera

44. TRANSACTIONS WITH RELATED PARTIES *(continued)*

a. Type of relationships *(continued)*

Government entities and institutions *(continued)*

PT Kimia Farma Trading & Distribution
PT Kliring Berjangka Indonesia
PT Kodja Terramarin
PT Krakatau Bandar Samudera
PT Krakatau Daya Listrik
PT Krakatau Global Trading
PT Krakatau Industrial Estate Cilegon
PT Krakatau Information Technology
PT Krakatau Jasa Industri
PT Krakatau Jasa Logistik
PT Krakatau Samudera
PT Krakatau Medika
PT Krakatau National Resources
PT Krakatau Perbengkelan dan Perawatan
PT Krakatau Pipe Industries
PT Krakatau Samudera Solusi
PT Krakatau Sarana Infrastruktur
PT Krakatau Sarana Properti
PT Krakatau Steel (Persero) Tbk
PT Krakatau Tirta Industri
PT Krakatau Tirta Operasi dan Pemeliharaan
PT Krakatau Wajatama
PT Krida Upaya Tunggal
PT Laras Astra Kartika
PT Len Industri (Persero)
PT Mandiri Capital Indonesia
PT Mandiri Manajemen Investasi
PT Mandiri Tunas Finance
PT Mandiri Utama Finance
PT Mega Eltra
PT Metra Digital Media
PT Mitra Rakata
PT Mitra Tours & Travel
PT Mitra Transaksi Indonesia
PT Mitra Utama Madani
PT Mulia Sasmita Bhakti
PT Multi Sentana Baja
PT Multi Terminal Indonesia
PT Nindya Beton
PT Nindya Karya (Persero)
PT Nusa Karya Arindo
PT Nusa Pratama Property
PT Nusantara Medika Utama
PT Nusantara Regas
PT Nusantara Sebelas Medika
PT Nusantara Terminal Services
PT Nusantara Turbin Dan Propulsi
PT Paguntaka Cahaya Nusantara
PT PAL Indonesia (Persero)
PT PAL Marine Services
PT PANN Pembiayaan Maritim
PT Patra Drilling Contractor
PT Patra Logistik
PT Patra Nusa Data
PT Patra Trading
PT Pegadaian
PT Pelabuhan Bukit Prima
PT Pelabuhan Indonesia (Persero)
PT Pelabuhan Indonesia I (Persero)
PT Pelabuhan Indonesia II (Persero)
PT Pelabuhan Indonesia IV (Persero)
PT Pelabuhan Indonesia Investama
PT Pelabuhan Tanjung Priok
PT Pelayanan Energi Batam
PT Pelayaran Bahtera Adhiguna
PT Pelayaran Nasional Indonesia (Persero)
PT Pelindo Daya Sejahtera

44. TRANSAKSI DENGAN PIHAK BERELASI (lanjutan)

a. Jenis hubungan (lanjutan)

Entitas dan lembaga pemerintah (lanjutan)

PT Pelindo Husada Citra
PT Pelindo Jasa Maritim
PT Pelindo Marine Service
PT Pelindo Multi Terminal
PT Pelindo Properti Indonesia
PT Pelindo Solusi Logistik
PT Pelindo Terminal Petikemas
PT Pelita Air Service
PT Pemalang Batang Tol Road
PT Pengembang Pelabuhan Indonesia
PT Pengerukan Indonesia
PT Pengusahaan Daerah Industri Pulau Batam (Persero)
PT Penjaminan Infrastruktur Indonesia (Persero)
PT Penjaminan Jamkrindo Syariah
PT Perikanan Nusantara (Persero)
PT Perkebunan Nusantara I
PT Perkebunan Nusantara II
PT Perkebunan Nusantara III (Persero)
PT Perkebunan Nusantara IV
PT Perkebunan Nusantara VI
PT Perkebunan Nusantara VII
PT Perkebunan Nusantara VIII
PT Perkebunan Nusantara X
PT Perkebunan Nusantara XII
PT Perkebunan Nusantara XIII
PT Perkebunan Nusantara XIV
PT Permata Graha Nusantara
PT Permodalan Nasional Madani (Persero)
PT Perta Arun Gas
PT Pertagas Niaga
PT Pertamina (Persero)
PT Pertamina Bina Medika IHC
PT Pertamina Drilling Services Indonesia
PT Pertamina EP
PT Pertamina Gas
PT Pertamina Hulu Indonesia
PT Pertamina Hulu Kalimantan Timur
PT Pertamina Hulu Mahakam
PT Pertamina Hulu Rokan
PT Pertamina International Shipping
PT Pertamina Lubricants
PT Pertamina Maintenance and Construction
PT Pertamina Marine Solutions
PT Pertamina Patra Niaga
PT Pertamina Pedeve Indonesia
PT Pertamina Power Indonesia
PT Pertamina Retail
PT Pertamina Training & Consulting
PT Pertamina Trans Kontinental
PT Pertani (Persero)
PT Peruri Digital Security
PT Peruri Properti
PT Perusahaan Gas Negara Tbk
PT Perusahaan Listrik Negara (Persero)
PT Perusahaan Pengelola Aset (Persero)
PT Perusahaan Perdagangan Indonesia
PT Pesonna Indonesia Jaya
PT Pesonna Optima Jasa
PT Peteka Karya Tirta
PT Petrosida Gresik
PT PG Rajawali II
PT PGAS Telekomunikasi Nusantara
PT Phapros Tbk
PT PIM Prima Medika
PT Pindad (Persero)

44. TRANSACTIONS WITH RELATED PARTIES *(continued)*

a. Type of relationships *(continued)*

Government entities and institutions *(continued)*

PT Pelindo Husada Citra
PT Pelindo Jasa Maritim
PT Pelindo Marine Service
PT Pelindo Multi Terminal
PT Pelindo Properti Indonesia
PT Pelindo Solusi Logistik
PT Pelindo Terminal Petikemas
PT Pelita Air Service
PT Pemalang Batang Tol Road
PT Pengembang Pelabuhan Indonesia
PT Pengerukan Indonesia
PT Pengusahaan Daerah Industri Pulau Batam (Persero)
PT Penjaminan Infrastruktur Indonesia (Persero)
PT Penjaminan Jamkrindo Syariah
PT Perikanan Nusantara (Persero)
PT Perkebunan Nusantara I
PT Perkebunan Nusantara II
PT Perkebunan Nusantara III (Persero)
PT Perkebunan Nusantara IV
PT Perkebunan Nusantara VI
PT Perkebunan Nusantara VII
PT Perkebunan Nusantara VIII
PT Perkebunan Nusantara X
PT Perkebunan Nusantara XII
PT Perkebunan Nusantara XIII
PT Perkebunan Nusantara XIV
PT Permata Graha Nusantara
PT Permodalan Nasional Madani (Persero)
PT Perta Arun Gas
PT Pertagas Niaga
PT Pertamina (Persero)
PT Pertamina Bina Medika IHC
PT Pertamina Drilling Services Indonesia
PT Pertamina EP
PT Pertamina Gas
PT Pertamina Hulu Indonesia
PT Pertamina Hulu Kalimantan Timur
PT Pertamina Hulu Mahakam
PT *Pertamina Hulu Rokan*
PT Pertamina International Shipping
PT Pertamina Lubricants
PT Pertamina Maintenance and Construction
PT Pertamina Marine Solutions
PT Pertamina Patra Niaga
PT Pertamina Pedeve Indonesia
PT Pertamina Power Indonesia
PT Pertamina Retail
PT Pertamina Training & Consulting
PT Pertamina Trans Kontinental
PT Pertani (Persero)
PT Peruri Digital Security
PT Peruri Properti
PT Perusahaan Gas Negara Tbk
PT Perusahaan Listrik Negara (Persero)
PT Perusahaan Pengelola Aset (Persero)
PT Perusahaan Perdagangan Indonesia
PT Pesonna Indonesia Jaya
PT Pesonna Optima Jasa
PT Peteka Karya Tirta
PT Petrosida Gresik
PT PG Rajawali II
PT PGAS Telekomunikasi Nusantara
PT Phapros Tbk
PT PIM Prima Medika
PT Pindad (Persero)

44. TRANSAKSI DENGAN PIHAK BERELASI (lanjutan)

a. Jenis hubungan (lanjutan)

Entitas dan lembaga pemerintah (lanjutan)
PT Pindad Enjiniring Indonesia
PT Pindad International Logistic
PT Pindad Medika Utama
PT PLN Energi Primer Indonesia
PT PLN Nusantara Power
PT PLN Nusantara Renewables
PT PNM Investment Management
PT PNM Ventura Syariah
PT PNM Venture Capital
PT Pos Indonesia (Persero)
PT Pos Logistik Indonesia
PT Pos Properti Indonesia
PT PP (Persero) Tbk
PT PP Infrastruktur
PT PP Presisi Tbk
PT PP Properti Tbk
PT PP Semarang Demak
PT PP Sinergi Banjaratma
PT PP Tirta Riau
PT PP Urban
PT Pratama Mitra Sejati
PT Prima Armada Raya
PT Prima Husada Cipta Medan
PT Prima Indonesia Logistik
PT Prima Layanan Nasional Enjiniring
PT Prima Medica Nusantara
PT Prima Multi Terminal
PT Produksi Film Negara (Persero)
PT Pupuk Indonesia (Persero)
PT Pupuk Indonesia Niaga
PT Pupuk Iskandar Muda
PT Pupuk Kalimantan Timur
PT Pupuk Kujang Cikampek
PT Pupuk Sriwidjaja
PT Rajawali Citramass
PT Rajawali Nusantara Indonesia (Persero)
PT Rajawali Nusindo
PT Rajawali Tanjungsari Enjiniring
PT Reasuransi Indonesia Utama (Persero)
PT Reasuransi Nasional Indonesia
PT Reasuransi Syariah Indonesia
PT Rekayasa Engineering
PT Reska Multi Usaha
PT Riset Perkebunan Nusantara
PT Rolas Nusantara Medika
PT Rumah Sakit Pelabuhan
PT Rumah Sakit Pelni
PT Sahung Brantas Energi
PT Saka Energi Indonesia
PT Sang Hyang Seri
PT Sarana Aceh Ventura
PT Sarana Bandar Nasional
PT Sarana Jakarta Ventura
PT Sarana Jambi Ventura
PT Sarana Jatim Ventura
PT Sarana Kalbar Ventura
PT Sarana Kalteng Ventura
PT Sarana Kaltim Ventura
PT Sarana Multi Infrastruktur (Persero)
PT Sarana Multigriya Finansial (Persero)
PT Sei Mangkei Nusantara Tiga
PT Semen Baturaja (Persero) Tbk
PT Semen Indonesia (Persero) Tbk
PT Semen Indonesia Beton
PT Semen Indonesia Logistik
PT Semen Padang

44. TRANSACTIONS WITH RELATED PARTIES *(continued)*

a. Type of relationships *(continued)*

Government entities and institutions *(continued)*
PT Pindad Enjiniring Indonesia
PT Pindad International Logistic
PT Pindad Medika Utama
PT PLN Energi Primer Indonesia
PT PLN Nusantara Power
PT PLN Nusantara Renewables
PT PNM Investment Management
PT PNM Ventura Syariah
PT PNM Venture Capital
PT Pos Indonesia (Persero)
PT Pos Logistik Indonesia
PT Pos Properti Indonesia
PT PP (Persero) Tbk
PT PP Infrastruktur
PT PP Presisi Tbk
PT PP Properti Tbk
PT PP Semarang Demak
PT PP Sinergi Banjaratma
PT PP Tirta Riau
PT PP Urban
PT Pratama Mitra Sejati
PT Prima Armada Raya
PT Prima Husada Cipta Medan
PT Prima Indonesia Logistik
PT Prima Layanan Nasional Enjiniring
PT Prima Medica Nusantara
PT Prima Multi Terminal
PT Produksi Film Negara (Persero)
PT Pupuk Indonesia (Persero)
PT Pupuk Indonesia Niaga
PT Pupuk Iskandar Muda
PT Pupuk Kalimantan Timur
PT Pupuk Kujang Cikampek
PT Pupuk Sriwidjaja
PT Rajawali Citramass
PT Rajawali Nusantara Indonesia (Persero)
PT Rajawali Nusindo
PT Rajawali Tanjungsari Enjiniring
PT Reasuransi Indonesia Utama (Persero)
PT Reasuransi Nasional Indonesia
PT Reasuransi Syariah Indonesia
PT Rekayasa Engineering
PT Reska Multi Usaha
PT Riset Perkebunan Nusantara
PT Rolas Nusantara Medika
PT Rumah Sakit Pelabuhan
PT Rumah Sakit Pelni
PT Sahung Brantas Energi
PT Saka Energi Indonesia
PT Sang Hyang Seri
PT Sarana Aceh Ventura
PT Sarana Bandar Nasional
PT Sarana Jakarta Ventura
PT Sarana Jambi Ventura
PT Sarana Jatim Ventura
PT Sarana Kalbar Ventura
PT Sarana Kalteng Ventura
PT Sarana Kaltim Ventura
PT Sarana Multi Infrastruktur (Persero)
PT Sarana Multigriya Finansial (Persero)
PT Sei Mangkei Nusantara Tiga
PT Semen Baturaja (Persero) Tbk
PT Semen Indonesia (Persero) Tbk
PT Semen Indonesia Beton
PT Semen Indonesia Logistik
PT Semen Padang

44. TRANSAKSI DENGAN PIHAK BERELASI (lanjutan)

a. Jenis hubungan (lanjutan)

Entitas dan lembaga pemerintah (lanjutan)

PT Senggigi Pratama Internasional
PT Sepatim Batamtama
PT Sigma Cipta Caraka
PT Sigma Cipta Utama
PT Sigma Mitra Sejati
PT Sinergi Colomadu
PT Sinergi Gula Nusantara
PT Sinergi Mitra Investama
PT Sinkona Indonesia Lestari
PT Solusi Bangun Beton
PT Solusi Bangun Indonesia Tbk
PT Sri Pamela Medika Nusantara
PT Sucofindo
PT Sucofindo Advisory Utama
PT Sucofindo Episi
PT Sumberdaya Arindo
PT Surabaya Industrial Estate Rungkut
PT Surveyor Indonesia (Persero)
PT Surya Energi Indotama
PT Swadharma Sarana Informatika
PT Taman Wisata Candi Borobudur, Prambanan, & Ratu Boko
PT Tanjung Emas Daya Sejahtera
PT Taspen (Persero)
PT Taspen Abadi Sentosa
PT Telekomunikasi Selular
PT Telemedia Dinamika Sarana
PT Telkom Akses
PT Telkom Indonesia (Persero) Tbk
PT Telkom Satelit Indonesia
PT Telkomsel Ekosistem Digital
PT Telkomsel Mitra Inovasi
PT Terminal Petikemas Surabaya
PT Terminal Teluk Lamong
PT Timah Karya Persada Properti
PT Timah Tbk
PT Tirta Tangsel Mandiri
PT Tracon Industri
PT Trans Jawa Paspro Jalan Tol
PT Tugu Pratama Interindo
PT Tugu Reasuransi Indonesia
PT Tusam Hutani Lestari
PT United Tractors Semen Gresik
PT Usaha Gedung Mandiri
PT Varia Usaha Bahari
PT Varia Usaha Beton
PT Varia Usaha Dharma Segara
PT Varia Usaha Lintas Segara
PT Wahana Optima Permai
PT Waskita Beton Precast Tbk
PT Waskita Karya (Persero) Tbk
PT Waskita Karya Infrastruktur
PT Waskita Modern Realti
PT Waskita Toll Road
PT Widya Tirta Selaras
PT Wijaya Karya (Persero) Tbk
PT Wijaya Karya Bangunan Gedung Tbk
PT Wijaya Karya Beton Tbk
PT Wijaya Karya Bitumen
PT Wijaya Karya Industri dan Konstruksi
PT Wijaya Karya Komponen Beton
PT Wijaya Karya Pracetak Gedung
PT Wijaya Karya Realty
PT Wijaya Karya Rekayasa Konstruksi
PT Wijaya Karya Serang Panimbang
PT Yodya Karya

44. TRANSACTIONS WITH RELATED PARTIES *(continued)*

a. Type of relationships *(continued)*

Government entities and institutions *(continued)*

PT Senggigi Pratama Internasional
PT Sepatim Batamtama
PT Sigma Cipta Caraka
PT Sigma Cipta Utama
PT Sigma Mitra Sejati
PT Sinergi Colomadu
PT Sinergi Gula Nusantara
PT Sinergi Mitra Investama
PT Sinkona Indonesia Lestari
PT Solusi Bangun Beton
PT Solusi Bangun Indonesia Tbk
PT Sri Pamela Medika Nusantara
PT Sucofindo
PT Sucofindo Advisory Utama
PT Sucofindo Episi
PT Sumberdaya Arindo
PT Surabaya Industrial Estate Rungkut
PT Surveyor Indonesia (Persero)
PT Surya Energi Indotama
PT Swadharma Sarana Informatika
PT Taman Wisata Candi Borobudur, Prambanan, & Ratu Boko
P*T Tanjung Emas Daya Sejahtera*
PT Taspen (Persero)
PT Taspen Abadi Sentosa
PT Telekomunikasi Selular
PT Telemedia Dinamika Sarana
PT Telkom Akses
PT Telkom Indonesia (Persero) Tbk
PT Telkom Satelit Indonesia
PT Telkomsel Ekosistem Digital
PT Telkomsel Mitra Inovasi
PT Terminal Petikemas Surabaya
PT Terminal Teluk Lamong
PT Timah Karya Persada Properti
PT Timah Tbk
PT Tirta Tangsel Mandiri
PT Tracon Industri
PT Trans Jawa Paspro Jalan Tol
PT Tugu Pratama Interindo
PT Tugu Reasuransi Indonesia
PT Tusam Hutani Lestari
PT United Tractors Semen Gresik
PT Usaha Gedung Mandiri
PT Varia Usaha Bahari
PT Varia Usaha Beton
PT Varia Usaha Dharma Segara
PT Varia Usaha Lintas Segara
PT Wahana Optima Permai
PT Waskita Beton Precast Tbk
PT Waskita Karya (Persero) Tbk
PT Waskita Karya Infrastruktur
PT Waskita Modern Realti
PT Waskita Toll Road
PT Widya Tirta Selaras
PT Wijaya Karya (Persero) Tbk
PT Wijaya Karya Bangunan Gedung Tbk
PT Wijaya Karya Beton Tbk
PT Wijaya Karya Bitumen
PT Wijaya Karya Industri dan Konstruksi
PT Wijaya Karya Komponen Beton
PT Wijaya Karya Pracetak Gedung
PT Wijaya Karya Realty
PT Wijaya Karya Rekayasa Konstruksi
PT Wijaya Karya Serang Panimbang
PT Yodya Karya

44. TRANSAKSI DENGAN PIHAK BERELASI (lanjutan)

44. TRANSACTIONS WITH RELATED PARTIES (continued)

a. Jenis hubungan (lanjutan)

***a. Type of relationships** (continued)*

Pengendalian kegiatan Bank	***Control on Bank's activities***
Karyawan kunci	*Key employees*

b. Transaksi dengan pihak berelasi

b. Transactions with related parties

Dalam kegiatan perbankan, Bank melakukan transaksi dengan pihak berelasi sebagai berikut:

For banking activities, the Bank has performed the following transactions with related parties as follows:

	2024	2023	
Aset			*Assets*
Giro dan penempatan pada bank lain (Catatan 6)			*Current accounts and placements with other banks (Note 6)*
Pemegang saham pengendali	57,913	71,545	*Controlling shareholders*
Pemegang saham	70,636	33,695	*Shareholders*
	128,549	105,240	
Investasi pada surat berharga (Catatan 7)			*Investments in marketable securities (Note 7)*
Pemegang saham utama	37,381,958	44,361,541	*Ultimate shareholders*
Pemegang saham pengendali	113,886	97,775	*Controlling shareholders*
Pemegang saham	79,568	50,017	*Shareholders*
Entitas dan lembaga pemerintah	542,225	1,054,180	*Government entities and institutions*
	38,117,637	45,563,513	
Tagihan akseptasi (Catatan 8)			*Acceptance receivables (Note 8)*
Pemegang saham pengendali	31,564	30,910	*Controlling shareholders*
Pemegang saham	10,868	30,700	*Shareholders*
Entitas dan lembaga pemerintah	130,019	125,544	*Government entities and institutions*
	172,451	187,154	
Piutang *murabahah* (Catatan 9)			*Murabahah receivables (Note 9)*
Entitas dan lembaga pemerintah	43,504	91,991	*Government entities and institutions*
Karyawan kunci	23,379	19,721	*Key employees*
	66,883	111,712	
Piutang *ijarah* (Catatan 9)			*Ijarah receivables (Note 9)*
Entitas dan lembaga pemerintah	-	1,159	*Government entities and institutions*
Pinjaman *qardh* (Catatan 10)			*Funds of qardh (Note 10)*
Entitas dan lembaga pemerintah	908,077	1,837,225	*Government entities and institutions*
Karyawan kunci	2,705	1,771	*Key employees*
	910,782	1,838,996	
Pembiayaan *mudharabah* (Catatan 11)			*Mudharabah financing (Note 11)*
Entitas dan lembaga pemerintah	2,000,000	1,000,000	*Government entities and institutions*
Pembiayaan *musyarakah* (Catatan 12)			*Musyarakah financing (Note 12)*
Entitas dan lembaga pemerintah	26,065,721	24,702,709	*Government entities and institutions*
Karyawan kunci	76,829	60,761	*Key employees*
	26,142,550	24,763,470	
Jumlah aset dari pihak berelasi	67,538,852	73,571,244	***Total assets from related parties***
Jumlah aset	408,613,432	353,624,124	*Total assets*
Persentase jumlah aset dari pihak berelasi terhadap jumlah aset	16.53%	20.80%	***Percentage of total assets from related parties to total assets***

44. TRANSAKSI DENGAN PIHAK BERELASI (lanjutan)

44. TRANSACTIONS WITH RELATED PARTIES *(continued)*

b. Transaksi dengan pihak berelasi (lanjutan)

b. Transaction with related parties *(continued)*

Dalam kegiatan perbankan, Bank melakukan transaksi dengan pihak berelasi sebagai berikut: (lanjutan)

For banking activities, the Bank has performed the following transactions with related parties as follows: (continued)

	2024	2023	
Liabilitas			*Liabilities*
Liabilitas segera (Catatan 16)			*Obligations due immediately (Note 16)*
Pemegang saham pengendali	1,662	171,220	*Controlling shareholders*
Simpanan *wadiah*			*Wadiah deposits*
Giro *wadiah* (Catatan 18)			*Wadiah demand deposits (Note 18)*
Pemegang saham utama	1,324,124	1,028,825	*Ultimate shareholders*
Pemegang saham	372	317	*Shareholders*
Entitas dan lembaga pemerintah	1,562,248	1,794,526	*Government entities and institutions*
Karyawan kunci	101	191	*Key employees*
	2,886,845	2,823,859	
Tabungan *wadiah* (Catatan 19)			*Wadiah savings deposits (Note 19)*
Entitas dan lembaga pemerintah	6,077	360	*Government entities and institutions*
Karyawan kunci	7,824	9,803	*Key employees*
	13,901	10,163	
Jumlah simpanan *wadiah*	2,900,746	2,834,022	*Total wadiah deposits*
Simpanan dari bank lain (Catatan 20)			*Deposits from other banks (Note 20)*
Giro *wadiah*			*Wadiah demand deposits*
Pemegang saham	81	73	*Shareholders*
Entitas dan lembaga pemerintah	1,288	1,280	*Government entities and institutions*
	1,369	1,353	
Sertifikat Investasi *Mudharabah* Antarbank ("SIMA")			*Interbank Mudharabah Investment Certificate ("SIMA")*
Pemegang saham pengendali	482,850	50,000	*Controlling shareholders*
Pemegang saham	402,375	176,985	*Shareholders*
	885,225	226,985	
Sertifikat Pengelolaan Dana Berdasarkan Prinsip Syariah Antarbank ("SIPA")			*Sharia Compliant Interbank Fund Management Certificate ("SIPA")*
Pemegang saham pengendali	200,834	-	*Controlling shareholders*
Jumlah simpanan bank lain	1,087,428	228,338	*Total deposits from other banks*
Liabilitas akseptasi			*Acceptance liabilities*
Pemegang saham pengendali	65,402	69,371	*Controlling shareholders*
Pemegang saham	14,205	27,251	*Shareholders*
Entitas dan lembaga pemerintah	32,746	47,283	*Government entities and institutions*
	112,353	143,905	
Liabilitas imbalan kerja			*Employee benefit liabilities*
Karyawan kunci	29,680	38,846	*Key employees*
Jumlah liabilitas dari pihak berelasi	4,131,869	3,416,331	***Total liabilities from related parties***
Jumlah liabilitas	105,647,971	87,222,911	*Total liabilities*
Persentase jumlah liabilitas dari pihak berelasi terhadap jumlah liabilitas	3.91%	3.92%	***Percentage of total liabilities from related parties to total liabilities***

44. TRANSAKSI DENGAN PIHAK BERELASI (lanjutan)

44. TRANSACTIONS WITH RELATED PARTIES *(continued)*

b. Transaksi dengan pihak berelasi (lanjutan)

b. Transaction with related parties *(continued)*

Dalam kegiatan perbankan, Bank melakukan transaksi dengan pihak berelasi sebagai berikut: (lanjutan)

For banking activities, the Bank has performed the following transactions with related parties as follows: (continued)

	2024	2023	
Dana *syirkah* temporer			*Temporary syirkah funds*
Giro *mudharabah* (Catatan 24)			*Mudharabah demand deposits (Note 24)*
Pemegang saham utama	5,977,295	4,130,335	*Ultimate shareholders*
Pemegang saham	25,542	19,594	*Shareholders*
Entitas dan lembaga pemerintah	13,811,052	13,431,882	*Government entities and institutions*
	19,813,889	17,581,811	
Tabungan *mudharabah* (Catatan 25)			*Mudharabah savings deposits (Note 25)*
Pemegang saham	-	3	*Shareholders*
Entitas dan lembaga pemerintah	338,761	161,403	*Government entities and institutions*
Karyawan kunci	37,007	30,261	*Key employees*
	375,768	191,667	
Deposito *mudharabah* (Catatan 26)			*Mudharabah time deposits (Note 26)*
Pemegang saham	29,200	36,450	*Shareholders*
Entitas dan lembaga pemerintah	38,037,617	28,280,905	*Government entities and institutions*
Karyawan kunci	55,652	38,697	*Key employees*
	38,122,469	28,356,052	
Sukuk *mudharabah* subordinasi (Catatan 27)			*Subordinated sukuk mudharabah (Note 27)*
Entitas dan lembaga pemerintah	60,000	25,000	*Government entities and institutions*
Sukuk *mudharabah* diterbitkan (Catatan 28)			*Issued mudharabah sukuk (Note 28)*
Pemegang saham pengendali	50,000	-	*Controlling shareholders*
Pemegang saham	34,500	-	*Shareholders*
Entitas dan lembaga pemerintah	281,000	-	*Government entities and institutions*
	365,500	-	
Jumlah dana *syirkah* temporer dari pihak berelasi	58,737,626	46,154,530	***Total temporary syirkah funds from related parties***
Jumlah dana *syirkah* temporer	257,923,889	227,662,092	*Total temporary syirkah funds*
Persentase jumlah dana *syirkah* temporer dari pihak berelasi terhadap jumlah dana *syirkah* temporer	22.77%	20.27%	***Percentage of total temporary syirkah funds from related parties to total temporary syirkah funds***

Gaji dan tunjangan, bonus dan tantiem, imbalan jangka panjang untuk Dewan Komisaris dan Direksi untuk tahun yang berakhir pada tanggal 31 Desember 2024 dan 2023 sebesar Rp174.879 dan Rp152.251 atau 1,48% dan 1,49% dari jumlah beban operasional.

Salaries and allowances, bonuses and tantiem, long-term benefits for the Board of Commissioners and the Board of Directors for the years ended 31 December 2024 and 2023 are Rp174,879 and Rp152,251 or 1.48% and 1.49% of total operating expenses.

45. MANAJEMEN RISIKO

Bank dalam menjalankan usahanya senantiasa dihadapkan pada berbagai risiko. Perkembangan yang pesat pada lingkungan eksternal dan internal Bank juga menyebabkan risiko yang dihadapi Bank menjadi semakin kompleks. Maka dari itu, agar dapat beradaptasi dan mampu bersaing dalam lingkungan bisnis, Bank dituntut untuk mampu menerapkan manajemen risiko yang andal dan sistematis. Prinsip-prinsip manajemen risiko yang diterapkan harus dapat mendukung Bank untuk lebih berhati-hati seiring dengan perkembangan kegiatan usaha dan operasional perbankan yang semakin maju.

a. Risiko kredit

Risiko kredit adalah risiko akibat kegagalan nasabah atau pihak lain dalam memenuhi kewajiban kepada Bank sesuai dengan perjanjian yang disepakati, termasuk risiko kredit akibat kegagalan debitur, risiko konsentrasi kredit (*counterparty credit risk*), risiko kredit akibat kegagalan penyelesaian (*settlement risk*) dan risiko kredit akibat *country risk*.

Pengelolaan risiko kredit yang dilakukan Bank antara lain dengan meningkatkan keseimbangan antara ekspansi pembiayaan yang sehat dan pengelolaan pembiayaan dengan memperhatikan prinsip prudensialitas agar terhindar dari penurunan kualitas pembiayaan. Selain itu, Bank juga berupaya untuk mengurangi eksposur risiko kredit, di antaranya melalui berbagai langkah mitigasi risiko kredit dengan menggunakan sejumlah teknik seperti agunan dan jaminan pihak ketiga untuk mengurangi dampak risiko. Teknik mitigasi risiko kredit memungkinkan Bank untuk terlindungi dari terjadinya pemburukan kualitas kredit.

Bank melakukan pengelolaan risiko kredit melalui:

a. Pembiayaan *Wholesale*
   1. Perencanaan Pembiayaan
      a) *Setting risk* koridor
      b) Fokus sektor industri
      c) *Targeted customer* dan *client tiering*
      d) Manajemen limit dan manajemen *pipeline*
      e) *Portfolio guideline*
   2. Proses Akuisisi
      a) Proses analisa nasabah yang komprehensif
      b) *Assessment* risiko nasabah pembiayaan *wholesale* melalui *financing risk rating*
      c) Proses keputusan dengan *four eyes principle*
      d) Pemahaman dan penguasaan proses bisnis
      e) *Risk mitigation* melalui *term & condition* dan *covenant*
   3. Pemeliharaan & Pemantauan Intensif
      a) *Monitoring portfolio mix*
      b) *Account mapping* dan klasifikasi risiko

45. RISK MANAGEMENT

In running its business, the Bank is always faced with various risks. Rapid developments in the Bank's external and internal environment have also caused the risks faced by the Bank to become increasingly complex. Therefore, in order to be able to adapt and be able to compete in the business environment, the Bank is required to be able to implement reliable and systematic risk management. The applied risk management principles must be able to support the Bank in being more prudent in line with the increasingly advanced developments in business activities and banking operations.

a. Credit risk

Credit risk is the risk arising from the failure of customers or other parties to fulfill their obligations to the Bank as per the agreed contract, including credit risk due to debtor failure, counterparty credit risk, settlement risk, and credit risk due to country risk.

The credit risk management carried out by the Bank are by improving the balance between healthy financing expansion and financing management by taking into account the principle of prudentiality to avoid a decrease in the quality of financing. In addition, the Bank also seeks to reduce credit risk exposure through various credit risk mitigation by using a number of techniques, such as collateral and third party guarantees to reduce the impact of risk. Credit risk mitigation techniques allow the Bank to be protected from deteriorating financing quality.

The Bank manages credit risk by:

a. Wholesale Financing
   1. Financing Planning
      a) Setting risk corridor
      b) Industry sector focus
      c) Targeted customer and client tiering
      d) Limit and pipeline management
      e) Portfolio guideline
   2. Acquisition Process
      a) Comprehensive customer's due diligence
      b) Risk assessment for wholesale financing customers through financing risk rating
      c) The decision-making process with the four eyes principle
      d) Understanding and mastery of business process
      e) Risk mitigation by term & condition and covenant
   3. Maintenance & Intensive Monitoring
      a) Portfolio mix monitoring
      b) Mapping account and risk classification

45. MANAJEMEN RISIKO (lanjutan)

a. Risiko kredit (lanjutan)

Bank melakukan pengelolaan risiko kredit melalui: (lanjutan)

a. Pembiayaan *Wholesale* (lanjutan)
   3. Pemeliharaan & Pemantauan Intensif (lanjutan)
      c) Reviu tahunan
      d) *Watchlist alert*
      e) Evaluasi *Financing Risk Rating*
      f) Evaluasi Cadangan Kerugian Penurunan Nilai ("CKPN")
      g) Pemantauan pemenuhan *covenant*
      h) Pemantauan *second way out*
   4. *Optimal Collection & Recovery*
      a) Restrukturisasi
      b) Pemetaan nasabah sesuai kuadran dan penetapan strategi serta *action plan*
      c) Penyiapan infrastruktur & sistem *Collection & Recovery*
      d) Pemantauan *NPF* dan *Write Off*
      e) Program *Booster Collection & Recovery*

b. Pembiayaan Ritel
   1. Perencanaan Pembiayaan
      a) Fokus sektor, khusus untuk SME
      b) Fokus segmen & *targeted customer*
      c) Penetapan RAC & fitur produk
      d) Program produk
      e) *Portfolio Guideline*
   2. Proses Akuisisi
      a) Memastikan akuisisi nasabah sesuai target pasar, fitur produk dan RAC
      b) *Assessment* risiko nasabah pembiayaan ritel melalui *scoring*
      c) Implementasi *four eyes principle*
      d) Proses verifikasi*:* pendapatan*,* dokumen dan nasabah
      e) Implementasi *scoring model*
   3. Pemeliharaan & Pemantauan Intensif
      a) Pemantauan portofolio dan kualitas
      b) Reviu *Watchlist* dan reviu tahunan (batas SME > Rp5.000)
      c) Pemeliharaan *Scoring System*
      d) Pemantauan *post transaction*: *covenant, second way out, committed to payroll*, Perjanjian Kerjasama *Non-payroll*, hasil *welcoming call*
   4. *Optimal Collection & Recovery*
      a) Restrukturisasi
      b) *Mobile Collection*
      c) Peningkatan sistem *collection*
      d) Pemantauan NPF dan WO
      e) Program *Booster Collection & Recovery*
      f) Pemantauan Sistem Klaim & Subrogasi

45. RISK MANAGEMENT *(continued)*

a. Credit risk *(continued)*

The Bank manages credit risk by: (continued)

a. Wholesale Financing (continued)
   3. Maintenance & Intensive Monitoring (continued)
      c) Annual review
      d) Watchlist alert
      e) Financing Risk Rating Evaluation
      f) Allowance for Impairment Losses ("CKPN") Evaluation
      g) Covenant fulfillment monitoring
      h) Second way out monitoring
   4. Optimal Collection & Recovery
      a) Restructuring
      b) Customer mapping based on quadrants and setting strategy as well as action plan
      c) Preparation of Collection & Recovery infrastructure & systems
      d) NPF and Write Off monitoring
      e) Booster Collection & Recovery Program

b. Retail Financing
   1. Financing Planning
      a) Sector focus, especially for SME
      b) Segment focus & targeted customer
      c) RAC & product features setting
      d) Product program
      e) Portfolio Guideline
   2. Acquisition Process
      a) Ensuring customer acquisition based on target market, product features and RAC
      b) Risk assessment for retail financing customers through scoring
      c) The four eyes principle implementation
      d) Verification process: income, document and customer
      e) Scoring model implementation
   3. Maintenance & Intensive Monitoring
      a) Portfolio and quality monitoring
      b) Watchlist review and annual review (SME limit > Rp5,000)
      c) Scoring System maintenance
      d) Post transaction monitoring: covenant, second way out, committed to payroll, Non-Payroll Cooperation Agreement, welcoming call result
   4. Optimal Collection & Recovery
      a) Restructuring
      b) Mobile Collection
      c) Enhancement collection system
      d) NPF and WO monitoring
      e) Booster Collection & Recovery program
      f) Claim & Subrogation Monitoring System

45. MANAJEMEN RISIKO (lanjutan)

***45. RISK MANAGEMENT** (continued)*

a. Risiko kredit (lanjutan)

***a. Credit risk** (continued)*

(i) Kualitas aset keuangan

(i) Financial assets quality

Tabel di bawah menunjukkan kualitas aset keuangan berdasarkan golongan aset untuk semua aset keuangan yang mempunyai risiko kredit (diluar cadangan kerugian penurunan nilai):

The following tables show the quality of financial assets by asset class for all financial assets exposed by credit risk (excluding allowance for impairment losses):

	31 Desember/*December* 2024					
	Belum jatuh tempo atau tidak mengalami penurunan nilai/*Neither past due nor impaired*		Telah jatuh tempo tetapi tidak mengalami penurunan nilai/ *Past due but not impaired*	Mengalami penurunan nilai/ *Impaired*	Jumlah/ *Total*	
	Tingkat tinggi/ *High grade*	Tingkat standar/ *Standard grade*				
Aset						***Assets***
Giro dan penempatan pada Bank Indonesia	49,966,279	-	-	-	49,966,279	*Current accounts and placements with Bank Indonesia*
Giro dan penempatan pada bank lain	3,880,874	-	-	-	3,880,874	*Current accounts and placements with other banks*
Investasi pada surat berharga	62,251,806	-	-	-	62,251,806	*Investments in marketable securities*
Tagihan akseptasi	185,145	-	-	-	185,145	*Acceptance receivables*
Piutang *murabahah*	136,369,827	2,438,836	2,156,308	3,307,563	144,272,534	*Murabahah receivables*
Piutang *istishna*	11	-	-	-	11	*Istishna receivables*
Piutang *ijarah*	166,065	2,657	2,220	17,419	188,361	*Ijarah receivables*
Pinjaman *qardh*	12,997,531	455,249	43,157	277,847	13,773,784	*Funds of qardh*
Pembiayaan *mudharabah*	2,869,536	-	-	67,543	2,937,079	*Mudharabah financing*
Pembiayaan *musyarakah*	102,812,355	6,991,160	2,791,965	1,591,738	114,187,218	*Musyarakah financing*
Aset lain-lain*)	1,221,765	37,634	11,361	-	1,270,760	*Other assets*)
	372,721,194	9,925,536	5,005,011	5,262,110	392,913,851	

	31 Desember/*December* 2023					
	Belum jatuh tempo atau tidak mengalami penurunan nilai/*Neither past due nor impaired*		Telah jatuh tempo tetapi tidak mengalami penurunan nilai/ *Past due but not impaired*	Mengalami penurunan nilai/ *Impaired*	Jumlah/ *Total*	
	Tingkat tinggi/ *High grade*	Tingkat standar/ *Standard grade*				
Aset						***Assets***
Giro dan penempatan pada Bank Indonesia	32,440,778	-	-	-	32,440,778	*Current accounts and placements with Bank Indonesia*
Giro dan penempatan pada bank lain	2,324,473	-	-	-	2,324,473	*Current accounts and placements with other banks*
Investasi pada surat berharga	71,301,526	-	-	-	71,301,526	*Investments in marketable securities*
Tagihan akseptasi	431,228	-	-	-	431,228	*Acceptance receivables*
Piutang *murabahah*	127,357,014	4,037,793	2,168,075	2,940,214	136,503,096	*Murabahah receivables*
Piutang *istishna*	29	-	-	1	30	*Istishna receivables*
Piutang *ijarah*	199,239	3,350	2,820	12,991	218,400	*Ijarah receivables*
Pinjaman *qardh*	10,493,267	478,080	42,477	293,257	11,307,081	*Funds of qardh*
Pembiayaan *mudharabah*	1,806,298	10,490	33,101	31,244	1,881,133	*Mudharabah financing*
Pembiayaan *musyarakah*	76,378,227	7,476,673	2,673,552	1,687,745	88,216,197	*Musyarakah financing*
Aset lain-lain*)	1,062,912	18,501	10,550	-	1,091,963	*Other assets*)
	323,794,991	12,024,887	4,930,575	4,965,452	345,715,905	

*) Aset lain-lain terdiri atas piutang pendapatan yang masih akan diterima

*) *Other assets consist of income receivables*

45. MANAJEMEN RISIKO (lanjutan)

a. Risiko kredit (lanjutan)

(i) Kualitas aset keuangan (lanjutan)

Kualitas aset keuangan didefinisikan sebagai berikut:

Tingkat tinggi

(a) Giro dan penempatan pada Bank Indonesia, giro dan penempatan pada bank lain yaitu giro atau penempatan pada institusi Pemerintah, institusi Pemerintah Daerah, bank yang terdaftar di bursa serta transaksi dengan bank yang memiliki reputasi baik dengan tingkat kemungkinan gagal bayar atas kewajiban yang rendah.
(b) Investasi pada surat berharga yaitu surat berharga yang diterbitkan oleh Pemerintah, efek-efek dan obligasi yang termasuk dalam *investment grade* dengan *rating* minimal idBBB (Pefindo), BBB+ (S&P), Baa1 (Moody's) atau BBB+ (Fitch).
(c) Pembiayaan, piutang, dan pinjaman yaitu pembiayaan, piutang, dan pinjaman kepada debitur dengan riwayat pembayaran yang sangat baik dan tidak pernah menunggak sepanjang jangka waktu pembiayaan dan debitur dengan riwayat tidak pernah direstrukturisasi.
(d) Aset lain-lain yaitu piutang kepada Pemerintah (termasuk Bank Indonesia) atau Pemerintah Daerah seperti piutang pendapatan yang masih akan diterima.

Tingkat standar

(a) Giro dan penempatan pada bank lain yaitu giro atau penempatan pada bank yang tidak terdaftar di bursa.
(b) Investasi pada surat berharga yaitu surat berharga yang termasuk dalam *non-investment grade* dengan rating minimal idBB (Pefindo), BBB- (S&P), Baa3 (Moody's) atau BBB- (Fitch).
(c) Pembiayaan, piutang, dan pinjaman yaitu pembiayaan, piutang, dan pinjaman kepada debitur dengan riwayat pembayaran yang baik dan debitur dengan riwayat pernah direstrukturisasi.

***45. RISK MANAGEMENT** (continued)*

***a. Credit risk** (continued)*

***(i) Financial assets quality** (continued)*

Financial assets quality are defined as follows:

High grade

(a) Current accounts and placements with Bank Indonesia, current accounts and placements with other banks are current accounts or placements with the Government institutions, Local Government institutions, banks listed on the stock exchange and transactions with reputable banks with low probability of default on liabilities.
(b) Investments in marketable securities are securities issued by Government, securities and bonds that are included in investment grade with rating at least idBBB (Pefindo), BBB+ (S&P), Baa1 (Moody's) or BBB+ (Fitch).
(c) Financing, receivables and funds are financing, receivables and funds to debtors with excellent payments history and never being in arrears throughout the financing period and debtors whose accounts have never been restructured.
(d) Other assets are receivables from Government (including Bank Indonesia) or local government such as income receivables.

Standard grade

(a) Current accounts and placements with other banks are current accounts or placements with non-listed banks.
(b) Investments in marketable securities are non-investment grade securities with a minimum rating of idBB (Pefindo), BBB- (S&P), Baa3 (Moody's) or BBB- (Fitch).
(c) Financing, receivables and funds are financing, receivables and funds to debtors with a good payment history and debtors whose accounts have been restructured.

45. MANAJEMEN RISIKO (lanjutan)

a. Risiko kredit (lanjutan)

(i) Kualitas aset keuangan (lanjutan)

Kualitas aset keuangan didefinisikan sebagai berikut: (lanjutan)

Tingkat standar (lanjutan)

(d) Aset lain-lain yaitu aset keuangan lainnya selain piutang pendapatan yang masih akan diterima kepada Pemerintah atau Pemerintah Daerah seperti tagihan rupa-rupa kepada pihak ketiga lainnya.

Berdasarkan PSAK 107, aset keuangan yang telah jatuh tempo ditentukan ketika debitur gagal melakukan pembayaran sesuai jadwal. Tabel di bawah menunjukkan *aging analysis* terhadap aset keuangan yang diberikan yang telah jatuh tempo tetapi tidak mengalami penurunan nilai:

***45. RISK MANAGEMENT** (continued)*

***a. Credit risk** (continued)*

***(i) Financial assets quality** (continued)*

Financial assets quality are defined as follows: (continued)

Standard grade (continued)

(d) Other assets are financial assets other than income receivables from Government or Local Government such as other receivables to third parties.

According to SFAS 107, past due financial assets are determined when the debtor fails to make payments on schedule. The table below shows aging analysis of past due but not impaired of financial assets:

	31 Desember/*December* 2024				
	≤ 30 hari/ *days*	31 - 60 hari/ *days*	61 - 90 hari/ *days*	Jumlah/ *Total*	
Piutang *murabahah*	1,051,945	576,261	528,102	2,156,308	*Murabahah receivables*
Piutang *ijarah*	840	251	1,129	2,220	*Ijarah receivables*
Pinjaman *qardh*	28,917	11,945	2,295	43,157	*Funds of qardh*
Pembiayaan *musyarakah*	2,678,490	76,347	37,128	2,791,965	*Musyarakah financing*
Aset lain-lain*)	5,734	3,710	1,917	11,361	*Other assets**)
	3,765,926	668,514	570,571	5,005,011	

	31 Desember/*December* 2023				
	≤ 30 hari/ *days*	31 - 60 hari/ *days*	61 - 90 hari/ *days*	Jumlah/ *Total*	
Piutang *murabahah*	1,001,039	583,144	583,892	2,168,075	*Murabahah receivables*
Piutang *ijarah*	903	600	1,317	2,820	*Ijarah receivables*
Pinjaman *qardh*	29,839	10,807	1,831	42,477	*Funds of qardh*
Pembiayaan *mudharabah*	1,099	638	31,364	33,101	*Mudharabah financing*
Pembiayaan *musyarakah*	2,582,953	51,627	38,972	2,673,552	*Musyarakah financing*
Aset lain-lain*)	5,661	2,050	2,839	10,550	*Other assets**)
	3,621,494	648,866	660,215	4,930,575	

*) Aset lain-lain terdiri atas piutang pendapatan yang masih akan diterima

*) *Other assets consist of income receivables*

45. MANAJEMEN RISIKO (lanjutan)

***45. RISK MANAGEMENT** (continued)*

a. Risiko kredit (lanjutan)

***a. Credit risk** (continued)*

(ii) Analisis konsentrasi risiko

(ii) Risk concentration analysis

(a) Sektor geografis

Tabel berikut menggambarkan rincian eksposur kredit yang dikategorikan berdasarkan wilayah geografis pada tanggal 31 Desember 2024 dan 2023. Pengelompokan wilayah geografis berdasarkan tempat beroperasinya bisnis Bank yang sekaligus menggambarkan potensial bisnis wilayah masing-masing:

(a) Geographical sectors

The following tables show the details of credit exposures categorised by geographical area as at 31 December 2024 and 2023. The geographical area grouping is based on the Bank's business operations which also illustrates the business potential of each region:

	31 Desember/*December* 2024							
	Jabodetabek	Jawa/*Java*[*)]	Sumatra	Kalimantan/ *Borneo*	Indonesia Timur dan Bali/ *East Indonesia and Bali*	Lainnya/ *Others*	Jumlah/ *Total*	
Aset								***Assets***
Giro dan penempatan pada Bank Indonesia	49,966,279	-	-	-	-	-	49,966,279	*Current accounts and placements with Bank Indonesia*
Giro dan penempatan pada bank lain	3,877,702	1	2,838	2	331	-	3,880,874	*Current accounts and placements with other banks*
Investasi pada surat berharga	62,061,900	171,820	18,086	-	-	-	62,251,806	*Investments in marketable securities*
Tagihan akseptasi	142,589	42,556	-	-	-	-	185,145	*Acceptance receivables*
Piutang *murabahah*	42,193,159	33,304,210	42,128,094	12,818,821	13,828,250	-	144,272,534	*Murabahah receivables*
Piutang *istishna*	-	11	-	-	-	-	11	*Istishna receivables*
Piutang *ijarah*	23,034	56,676	51,733	6,022	50,896	-	188,361	*Ijarah financing*
Pinjaman *qardh*	5,084,526	3,093,729	2,431,501	897,166	2,266,862	-	13,773,784	*Funds of qardh*
Pembiayaan *mudharabah*	2,159,867	565,598	199,541	5	12,068	-	2,937,079	*Mudharabah financing*
Pembiayaan *musyarakah*	61,156,477	18,933,010	22,072,923	4,645,877	6,824,312	554,619	114,187,218	*Musyarakah financing*
Aset lain-lain[**)]	1,065,310	67,845	55,885	16,717	59,138	5,865	1,270,760	*Other assets*[**)]
	227,730,843	56,235,456	66,960,601	18,384,610	23,041,857	560,484	392,913,851	
Cadangan kerugian penurunan nilai							(10,343,630)	*Allowance for impairment losses*
Neto							382,570,221	***Net***
Rekening administratif								***Administrative accounts***
Fasilitas pembiayaan yang belum digunakan	1,720,153	95,332	299,757	16,133	7,513	-	2,138,888	*Unused financing facilities*
L/C yang tidak dapat dibatalkan	344,941	1,196	18,450	-	-	-	364,587	*Irrevocable L/C*
Bank garansi yang diterbitkan	1,463,676	115,718	401,175	32,259	27,897	-	2,040,725	*Bank guarantees issued*
	3,528,770	212,246	719,382	48,392	35,410	-	4,544,200	

	31 Desember/*December* 2023							
	Jabodetabek	Jawa/*Java*[*)]	Sumatra	Kalimantan/ *Borneo*	Indonesia Timur dan Bali/ *East Indonesia and Bali*	Lainnya/ *Others*	Jumlah/ *Total*	
Aset								***Assets***
Giro dan penempatan pada Bank Indonesia	32,440,778	-	-	-	-	-	32,440,778	*Current accounts and placements with Bank Indonesia*
Giro dan penempatan pada bank lain	2,322,303	2	13	74	2,081	-	2,324,473	*Current accounts and placements with other banks*
Investasi pada surat berharga	71,195,560	61,872	44,094	-	-	-	71,301,526	*Investments in marketable securities*
Tagihan akseptasi	356,695	71,495	3,038	-	-	-	431,228	*Acceptance receivables*
Piutang *murabahah*	37,811,118	30,959,995	41,321,128	11,954,658	14,456,197	-	136,503,096	*Murabahah receivables*
Piutang *istishna*	2	28	-	-	-	-	30	*Istishna receivables*
Piutang *ijarah*	29,265	53,075	61,278	7,835	66,947	-	218,400	*Ijarah financing*
Pinjaman *qardh*	5,569,913	2,151,760	1,428,816	609,006	1,547,586	-	11,307,081	*Funds of qardh*
Pembiayaan *mudharabah*	1,179,774	595,881	94,688	84	10,706	-	1,881,133	*Mudharabah financing*
Pembiayaan *musyarakah*	54,344,974	14,085,060	13,197,814	3,082,719	3,349,587	156,043	88,216,197	*Musyarakah financing*
Aset lain-lain[**)]	952,061	48,854	33,252	11,293	46,503	-	1,091,963	*Other assets*[**)]
	206,202,443	48,028,022	56,184,121	15,665,669	19,479,607	156,043	345,715,905	
Cadangan kerugian penurunan nilai							(9,846,025)	*Allowance for impairment losses*
Neto							335,869,880	***Net***
Rekening administratif								***Administrative accounts***
Fasilitas pembiayaan yang belum digunakan	1,639,164	140,823	91,820	17,154	4,388	-	1,893,349	*Unused financing facilities*
L/C yang tidak dapat dibatalkan	325,605	40,370	-	-	-	-	365,975	*Irrevocable L/C*
Bank garansi yang diterbitkan	1,943,765	243,687	531,167	52,231	66,988	-	2,837,838	*Bank guarantees issued*
	3,908,534	424,880	622,987	69,385	71,376	-	5,097,162	

[*)] Pulau Jawa tidak termasuk area Jabodetabek
[**)] Aset lain-lain terdiri atas piutang pendapatan yang masih akan diterima

[*)] *Java island excludes Jabodetabek area*
[**)] *Other assets consist of income receivables*

45. MANAJEMEN RISIKO (lanjutan)

45. RISK MANAGEMENT *(continued)*

a. Risiko kredit (lanjutan)

a. Credit risk *(continued)*

(ii) Analisis konsentrasi risiko (lanjutan)

(ii) Risk concentration analysis *(continued)*

(b) Sektor industri

(b) Industrial sector

Tabel berikut menggambarkan rincian eksposur kredit pada nilai tercatat yang dikategorikan berdasarkan sektor industri pada tanggal 31 Desember 2024 dan 2023:

The following tables show the details of the credit exposure at the carrying amount categorised by industrial sector as at 31 December 2024 and 2023:

	31 Desember/*December* 2024					
	Pemerintah (termasuk Bank Indonesia)/ *Government (including Bank Indonesia)*	**Bank dan lembaga keuangan lainnya/ *Banks and other financial institutions***	**Perusahaan lainnya/ *Other companies***	**Perseorangan/ *Individuals***	**Jumlah/ *Total***	
Aset						***Assets***
Giro dan penempatan pada Bank Indonesia	49,966,279	-	-	-	49,966,279	*Current accounts and placements with Bank Indonesia*
Giro dan penempatan pada bank lain	-	3,880,874	-	-	3,880,874	*Current accounts and placement with other banks*
Investasi pada surat berharga	58,752,476	2,940,530	558,800	-	62,251,806	*Investments in marketable securities*
Tagihan akseptasi	51,840	50,496	82,809	-	185,145	*Acceptance receivables*
Piutang *murabahah*	905	7,642	9,261,860	135,002,127	144,272,534	*Murabahah receivables*
Piutang *istishna*	-	-	-	11	11	*Istishna receivables*
Piutang *ijarah*	-	-	5,284	183,077	188,361	*Ijarah financing*
Pinjaman *qardh*	771,543	-	4,010,476	8,991,765	13,773,784	*Funds of qardh*
Pembiayaan *mudharabah*	2,000,000	368,310	544,341	24,428	2,937,079	*Mudharabah financing*
Pembiayaan *musyarakah*	14,605,048	1,659,965	56,962,439	40,959,766	114,187,218	*Musyarakah financing*
Aset lain-lain*)	1,009,412	4,557	47,453	209,338	1,270,760	*Other assets*)
	127,157,503	8,912,374	71,473,462	185,370,512	392,913,851	
Cadangan kerugian penurunan nilai					(10,343,630)	*Allowance for impairment losses*
Neto					382,570,221	***Net***
Rekening Administratif						***Administrative Accounts***
Fasilitas pembiayaan yang belum digunakan	48,751	1,420,812	564,968	104,357	2,138,888	*Unused financing facilities*
L/C yang tidak dapat dibatalkan	137,527	-	227,060	-	364,587	*Irrevocable L/C*
Bank garansi yang diterbitkan	251,201	59,536	1,699,968	30,020	2,040,725	*Bank guarantees issued*
	437,479	1,480,348	2,491,996	134,377	4,544,200	

*) Aset lain-lain terdiri atas piutang pendapatan yang masih akan diterima

*) *Other assets consist of income receivables*

45. MANAJEMEN RISIKO (lanjutan) / ***45. RISK MANAGEMENT*** *(continued)*

a. Risiko kredit (lanjutan) / ***a. Credit risk*** *(continued)*

(ii) Analisis konsentrasi risiko (lanjutan) / ***(ii) Risk concentration analysis*** *(continued)*

(b) Sektor industri (lanjutan) / *(b) Industrial sector (continued)*

Tabel berikut menggambarkan rincian eksposur kredit pada nilai tercatat yang dikategorikan berdasarkan sektor industri pada tanggal 31 Desember 2024 dan 2023: (lanjutan)

The following tables show the details of the credit exposure at the carrying amount categorised by industrial sector as at 31 December 2024 and 2023: (continued)

	31 Desember/*December* 2023					
	Pemerintah (termasuk Bank Indonesia)/ *Government (including Bank Indonesia)*	**Bank dan lembaga keuangan lainnya/ *Banks and other financial institutions***	**Perusahaan lainnya/ *Other companies***	**Perseorangan/ *Individuals***	**Jumlah/ *Total***	
Aset						***Assets***
Giro dan penempatan pada Bank Indonesia	32,440,778	-	-	-	32,440,778	*Current accounts and placements with Bank Indonesia*
Giro dan penempatan pada bank lain	-	2,324,473	-	-	2,324,473	*Current accounts and placement with other banks*
Investasi pada surat berharga	68,666,168	1,925,650	709,708	-	71,301,526	*Investments in marketable securities*
Tagihan akseptasi	-	82,801	348,427	-	431,228	*Acceptance receivables*
Piutang *murabahah*	43,301	101,798	8,575,481	127,782,516	136,503,096	*Murabahah receivables*
Piutang *istishna*	-	-	-	30	30	*Istishna receivables*
Piutang *ijarah*	-	-	1,285	217,115	218,400	*Ijarah financing*
Pinjaman *qardh*	1,434,965	-	3,440,996	6,431,120	11,307,081	*Funds of qardh*
Pembiayaan *mudharabah*	1,000,000	386,022	489,398	5,713	1,881,133	*Mudharabah financing*
Pembiayaan *musyarakah*	15,443,670	989,886	47,461,747	24,320,894	88,216,197	*Musyarakah financing*
Aset lain-lain*)	898,276	1,844	39,219	152,624	1,091,963	*Other assets*)
	119,927,158	5,812,474	61,066,261	158,910,012	345,715,905	
Cadangan kerugian penurunan nilai					(9,846,025)	*Allowance for impairment losses*
Neto					335,869,880	***Net***
Rekening Administratif						***Administrative Accounts***
Fasilitas pembiayaan yang belum digunakan	85,700	1,332,153	385,595	89,901	1,893,349	*Unused financing facilities*
L/C yang tidak dapat dibatalkan	23,845	-	342,130	-	365,975	*Irrevocable L/C*
Bank garansi yang diterbitkan	571,247	88,393	2,153,323	24,875	2,837,838	*Bank guarantees issued*
	680,792	1,420,546	2,881,048	114,776	5,097,162	

*) Aset lain-lain terdiri atas piutang pendapatan yang masih akan diterima

*) *Other assets consist of income receivables*

45. MANAJEMEN RISIKO (lanjutan)

a. Risiko kredit (lanjutan)

(iii) Analisis eksposur maksimum terhadap risiko kredit setelah memperhitungkan dampak agunan dan mitigasi risiko kredit lainnya

1. *Secured financing*
2. *Partially secured financing*

Untuk *secured financing*, Bank menetapkan jenis dan nilai agunan yang dijaminkan sesuai skema pembiayaan. Jenis dari agunan adalah sebagai berikut:

a. *Physical collateral*, berupa objek benda bergerak maupun tidak bergerak antara lain: kendaraan bermotor, tanah dan bangunan, serta properti lainnya.

b. *Financial collateral*, berupa simpanan (tabungan, giro, deposito), surat berharga, dan emas.

Apabila terjadi *default* (gagal bayar), Bank akan menggunakan agunan tersebut sebagai pilihan terakhir untuk pemenuhan kewajiban *counterparty*.

Partially secured financing terdiri dari pembiayaan untuk golongan berpenghasilan tetap, pembiayaan untuk para pensiunan dan pembiayaan konsumer lainnya. Dalam pembayaran kewajibannya, *partially secured financing* umumnya dilakukan melalui pemotongan penghasilan secara otomatis. Dengan demikian, tingkat risiko dari *partially secured financing* tidak sebesar nilai tercatat pembiayaannya.

Mitigasi risiko kredit untuk *partially secured financing* terdiri dari surat keputusan pengangkatan pegawai dan surat keterangan pensiun.

b. Risiko pasar

Risiko pasar adalah risiko akibat perubahan harga pasar, antara lain risiko dari perubahan nilai aset yang dapat diperdagangkan atau disewakan. Risiko pasar terdiri dari dua jenis risiko: risiko nilai tukar dan risiko *benchmark* suku bunga.

***45. RISK MANAGEMENT** (continued)*

***a. Credit risk** (continued)*

(iii) Analysis of maximum exposure to credit risk after considering the impact of collateral and other credit risk mitigation

1. Secured financing
2. Partially secured financing

For secured financing, the Bank determined the type and value of collateral according to the financing scheme. Types of collateral are as follows:

a. Physical collateral, in the form of movable or immovable objects, includes: motor vehicles, land and buildings, as well as other properties.

b. Financial collateral, such as deposits (savings, current accounts, time deposits), securities and gold.

In case of default, the Bank will use the collateral as the last resort to recover counterparty obligations.

Partially secured financing consists of financing for fixed income employees, financing for retirees and other consumer financing. In their payment obligations, partially secured financing is generally made through automatic payroll deduction. Hence, the risk level of partially secured financing is not as big as the carrying value.

Financing risk mitigations for partially secured financing consists of employee recruitment decision letter and certificate of retirement.

b. Market risk

Market risk is the risk due to changes in market prices, such as risks of changes in the value of assets that can be traded or leased. Market risk consists of two types of risk: exchange rate risk and interest rate benchmark risk.

45. MANAJEMEN RISIKO (lanjutan)

b. Risiko pasar (lanjutan)

Bank melakukan pengelolaan risiko pasar melalui:
- Menerapkan prinsip *segregation of duty* dengan memisahkan fungsi *front office, middle office*, dan *back office* dalam pelaksanaan transaksi surat berharga dan valuta asing.
- Menerapkan *segregation of duty* dalam pelaksanaan transaksi *treasury* antara *dealer* dan *supervisor*.
- Melakukan *cut loss* posisi terbuka sukuk apabila terdapat penurunan harga pasar.
- Melakukan reviu terhadap kebijakan dan standar prosedur operasi yang terkait dengan pengelolaan risiko pasar.
- Menetapkan batas risiko pasar mencakup Posisi Devisa Neto ("PDN"), *Value at Risk* ("VaR"), Posisi Terbuka, *Stop Loss*, Transaksi *Treasury*, dan *Cut Loss*.
- Melakukan pengukuran risiko pasar menggunakan VaR, Sensitivitas dan *Stress Test.*
- Memantau pergerakan indikator eksternal antara lain nilai tukar Dolar Amerika Serikat /Rupiah, *yield*, surat berharga pemerintah, tingkat imbal hasil pasar, harga emas, Indonesia *Overnight Index Average* ("IndONIA"), dan informasi pasar terkini.
- Melakukan *mark to market* surat berharga dan revaluasi kurs secara harian.

Risiko *benchmark* suku bunga

Risiko *benchmark* suku bunga merupakan risiko akibat perubahan harga instrumen keuangan, antara lain sukuk, dari posisi *trading book* yang disebabkan oleh perubahan suku bunga. Risiko *benchmark* suku bunga yang terdiri atas risiko spesifik dan risiko umum diperhitungkan dalam penilaian Aset Tertimbang Menurut Risiko untuk Risiko Pasar.

Tabel di bawah ini menunjukkan sensitivitas terhadap dampak kemungkinan perubahan atas risiko *benchmark* suku bunga terhadap laba rugi dan penghasilan komprehensif lain serta ekuitas dengan asumsi bahwa semua variabel lain yang dimiliki adalah konstan untuk tahun yang berakhir 31 Desember 2024 dan 2023:

***45. RISK MANAGEMENT** (continued)*

***b. Market risk** (continued)*

The Bank manages market risk through:

- *Applying the principle of segregation of duty by separating the functions of the front office, middle office, and back office in the carrying out securities and foreign exchange transactions.*
- *Applying segregation of duty in carrying out treasury transaction between dealer and supervisor.*
- *Doing sukuk open position cut loss if market price decline.*
- *Reviewing policies and standard operating procedures related to market risk management.*
- *Setting market risk limits include Net Open Position ("NOP"), Value at Risk ("VaR"), Open Position, Stop Loss, Treasury Transactions, and Cut Loss.*
- *Conducting market risk measurement using VaR, Sensitivity Analysis and Stress Test.*
- *Monitoring the movement of external indicators including the United States Dollar/Rupiah exchange rate, yield, government securities, market yields, gold prices, Indonesia Overnight Index Average ("IndONIA") and the latest market information.*
- *Conducting mark to market toward marketable securities and daily foreign exchange rate revaluation.*

Benchmark rate risk

Benchmark rate risk is the risk due to changes in financial instrument prices, such as sukuk, from trading book positions caused by changes in interest rates. Benchmark rate risk which consists of specific risk and general risk is taken into account in the Risk Weighted Assets valuation for Market Risk.

The following tables show the sensitivity of the Bank's profit or loss and other comprehensive income and equity to reasonably possible changes in benchmark rate risk, assuming all other variables are constant for the years ended 31 December 2024 and 2023:

	31 Desember/*December* 2024			
	Perubahan persentase/ *Change in percentage*	**Dampak terhadap laba rugi/ *Impact to profit or loss***	**Dampak terhadap ekuitas/ *Impact to equity***	
Risiko *benchmark* suku bunga	+1%	(75,735)	(579,785)	*Benchmark rate risk*
	-1%	75,735	579,785	

45. MANAJEMEN RISIKO (lanjutan)

b. Risiko pasar (lanjutan)

Risiko *benchmark* suku bunga (lanjutan)

Tabel di bawah ini menunjukkan sensitivitas terhadap dampak kemungkinan perubahan atas risiko *benchmark* suku bunga terhadap laba rugi dan penghasilan komprehensif lain serta ekuitas dengan asumsi bahwa semua variabel lain yang dimiliki adalah konstan untuk tahun yang berakhir 31 Desember 2024 dan 2023: (lanjutan)

***45. RISK MANAGEMENT** (continued)*

***b. Market risk** (continued)*

***Benchmark rate risk** (continued)*

The following tables show the sensitivity of the Bank's profit or loss and other comprehensive income to possible changes in benchmark rate risk, assuming all other variables are constant for the years ended 31 December 2024 and 2023: (continued)

	31 Desember/*December* 2023			
	Perubahan persentase/ *Change in percentage*	**Dampak terhadap laba rugi/ *Impact to profit or loss***	**Dampak terhadap ekuitas/ *Impact to equity***	
Risiko *benchmark* suku bunga	+1%	(89,931)	(383,353)	*Benchmark rate risk*
	-1%	89,931	383,353	

Risiko nilai tukar

Risiko nilai tukar merupakan risiko yang timbul karena adanya perbedaan posisi valuta asing yang dimiliki Bank yang tercermin dalam PDN baik neraca maupun secara keseluruhan. Termasuk dalam posisi valuta asing tersebut yaitu posisi *trading book* yang dilakukan dengan tujuan untuk mendapatkan keuntungan transaksi valuta asing dalam jangka pendek maupun posisi *banking book* dalam rangka pengendalian PDN. Perhitungan PDN disajikan dalam Catatan 54p.

Tabel di bawah ini menunjukkan sensitivitas terhadap kemungkinan perubahan atas nilai tukar terhadap laba rugi dan penghasilan komprehensif lain dengan asumsi bahwa semua variabel lain yang dimiliki adalah konstan untuk tahun yang berakhir 31 Desember 2024 dan 2023:

Exchange rate risk

Exchange rate risk is the risk due to the gap of foreign exchange positions owned by the Bank which is reflected in the NOP either on balance sheet or as a whole. Included in the foreign exchange position are the trading book positions carried out with the aim of gaining short-term foreign exchange transaction benefits as well as banking book positions to maintain NOP. The NOP calculation is disclosed in Note 54p.

The following tables show the sensitivity of the Bank's profit or loss and other comprehensive income to reasonably possible changes in exchange rate, assuming all other variables are constant for the years ended 31 December 2024 and 2023:

	31 Desember/*December* 2024		
	Perubahan persentase/ *Change in percentage*	**Dampak terhadap laba rugi dan penghasilan komprehensif lain sebelum pajak/ *Impact to profit or loss and other comprehensive income before tax***	
Mata uang asing	+1%	9,931	*Foreign currencies*
	-1%	(9,931)	

	31 Desember/*December* 2023		
	Perubahan persentase/ *Change in percentage*	**Dampak terhadap laba rugi dan penghasilan komprehensif lain sebelum pajak/ *Impact to profit or loss and other comprehensive income before tax***	
Mata uang asing	+1%	9,419	*Foreign currencies*
	-1%	(9,419)	

45. MANAJEMEN RISIKO (lanjutan)

c. Risiko likuiditas

Risiko likuiditas adalah risiko akibat ketidakmampuan Bank untuk memenuhi kewajiban yang jatuh tempo dari sumber pendanaan arus kas dan/atau dari aset likuid berkualitas tinggi yang dapat diagunkan, tanpa mengganggu aktivitas dan kondisi keuangan Bank. Seiring dengan perkembangan bisnis Bank, risiko likuiditas merupakan salah satu risiko yang menjadi perhatian utama Bank. Risiko ini dapat terjadi akibat pertumbuhan pembiayaan Bank yang lebih besar dibandingkan dengan pertumbuhan dana pihak ketiga. Perbedaan antara ketersediaan sumber dana dan jatuh tempo piutang dan pembiayaan dapat menyebabkan kesulitan dalam memenuhi kewajiban bank kepada nasabah dan pihak lainnya.

Tindakan yang diambil oleh Bank untuk meminimalisir risiko likuiditas antara lain sebagai berikut:

1) Melakukan pemisahan fungsi antara unit *treasury* sebagai *front office*, unit manajemen risiko sebagai *middle office*, dan unit operasional sebagai *back office*.

2) Melakukan penempatan dana pada aset likuid berkualitas tinggi sebagai cadangan likuiditas.

3) Memelihara akses ke pasar uang melalui penempatan dan pinjaman antarbank.

4) Melakukan reviu terhadap kebijakan dan prosedur operasi standar yang terkait dengan pengelolaan risiko likuiditas.

5) Memantau kondisi likuiditas Bank secara berkala melalui beberapa rasio likuiditas seperti *Financing to Deposit Ratio* (“FDR”), *Liquidity Coverage Ratio* (“LCR”), rasio kewajiban antarbank, arus kas, dan liquidity gap.

6) Menentukan batas risiko likuiditas seperti batas dari persyaratan Giro Wajib Minimum (“GWM”) dan *secondary reserve*.

***45. RISK MANAGEMENT** (continued)*

c. Liquidity risk

Liquidity risk is the risk arising from the Bank's inability to meet maturing obligations from cash flow funding sources and/or from high-quality liquid assets that can be pledged, without disrupting the Bank's activities and financial condition. Along with the development of the Bank’s business, liquidity risk is one of the risk that become the major concerns of the Bank. It may result from the growth of the Bank’s financing which is greater than the growth of third party funds. The difference between the availability of source of funds and the maturity of receivable and financing can lead to difficulty in fulfilling bank obligations to customers and other parties.

The actions taken by the Bank to minimise the liquidity risk include the following:

1) Separating the functions between the treasury unit as the front office, the risk management unit as the middle office, and the operations unit as the back office.

2) Placement of funds in high quality liquid assets as liquidity reserves.

3) Maintaining access to the money market through placements and financing between banks.

4) Reviewing policies and standard operating procedures related to the management of liquidity risk.

5) Monitoring the liquidity conditions periodically through some liquidity ratios such as the Financing to Deposit Ratio (“FDR”), Liquidity Coverage Ratio (“LCR”), the ratio of inter-bank liabilities, cash flow and liquidity gaps.

6) Setting the liquidity risk limit such as limit of Statutory Reserve Requirement (“GWM”) and secondary reserve.

45. MANAJEMEN RISIKO (lanjutan)

45. RISK MANAGEMENT (continued)

c. Risiko likuiditas (lanjutan)

c. Liquidity risk (continued)

Berikut adalah tabel analisis jatuh tempo aset dan liabilitas pada tanggal 31 Desember 2024 dan 2023, berdasarkan waktu yang tersisa sampai dengan tanggal jatuh tempo:

The following are the tables of assets and liabilities maturity analysis as at 31 December 2024 and 2023, based on the remaining time until the maturity date:

	31 Desember/*December* 2024						
Keterangan	**Sampai dengan 1 bulan/ *Up to 1 month***	**Lebih dari 1 bulan sampai dengan 3 bulan/ *More than 1 month up to 3 months***	**Lebih dari 3 bulan sampai dengan 1 tahun/ *More than 3 months up to 1 year***	**Lebih dari 1 tahun/ *More than 1 year***	**Lainnya yang tidak memiliki jatuh tempo/ *Others that have no maturities***	**Jumlah/ *Total***	***Descriptions***
Aset							***Assets***
Kas	8,080,689	-	-	-	-	8,080,689	*Cash*
Giro dan penempatan pada Bank Indonesia	49,966,279	-	-	-	-	49,966,279	*Current accounts and placements with Bank Indonesia*
Giro dan penempatan pada bank lain	3,880,874	-	-	-	-	3,880,874	*Current accounts and placements with other banks*
Investasi pada surat berharga	4,906,359	10,427,000	18,418,166	28,500,281	-	62,251,806	*Investments in marketable securities*
Tagihan akseptasi	30,721	66,362	88,062	-	-	185,145	*Acceptance receivables*
Piutang - *murabahah, istishna,* dan *ijarah*	201,507	240,192	3,867,415	140,151,792	-	144,460,906	*Receivables - murabahah, istishna and ijarah*
Pinjaman *qardh*	1,621,547	5,109,110	3,646,878	3,396,249	-	13,773,784	*Funds of qardh*
Pembiayaan *mudharabah*	20,507	8,189	2,110,222	798,161	-	2,937,079	*Mudharabah financing*
Pembiayaan *musyarakah*	1,984,502	3,422,875	7,680,873	101,098,968	-	114,187,218	*Musyarakah financing*
Aset lain-lain *)	343,605	75,786	216,260	635,109	-	1,270,760	*Other assets*)
Jumlah aset	71,036,590	19,349,514	36,027,876	274,580,560	-	400,994,540	***Total assets***
Liabilitas							***Liabilities***
Liabilitas segera	858,643	-	-	-	-	858,643	*Obligations due immediately*
Bagi hasil yang belum dibagikan	291,578	-	-	-	-	291,578	*Undistributed revenue sharing*
Simpanan *wadiah*	74,427,146	-	-	-	-	74,427,146	*Wadiah deposits*
Liabilitas kepada Bank Indonesia	18,417,864	-	-	-	-	18,417,864	*Liabilities to Bank Indonesia*
Simpanan dari bank lain	4,151,348	-	-	-	-	4,151,348	*Deposits from other banks*
Kewajiban akseptasi	30,721	66,362	88,062	-	-	185,145	*Acceptance liabilities*
Liabilitas imbalan kerja	-	-	-	534,730	-	534,730	*Employee benefits liabilities*
Liabilitas sewa	9,262	-	2,906	169,128	-	181,296	*Lease liabilities*
Liabilitas lain-lain **)	555,333	-	-	-	-	555,333	*Other liabilities***)
Jumlah liabilitas	98,741,895	66,362	90,968	703,858	-	99,603,083	***Total liabilities***
Dana *syirkah* temporer							***Temporary syirkah funds***
Tabungan *mudharabah*	85,790,658	-	-	-	-	85,790,658	*Mudharabah savings deposits*
Deposito *mudharabah*	79,254,419	30,634,460	20,789,988	-	-	130,678,867	*Mudharabah time deposits*
Giro *mudharabah*	37,235,801	-	-	-	-	37,235,801	*Mudharabah demand deposits*
Sukuk *mudharabah* subordinasi	-	-	-	200,000	-	200,000	*Subordinated sukuk mudharabah*
Sukuk *mudharabah* diterbitkan	-	-	1,700,000	1,318,563	-	3,018,563	*Issued mudharabah sukuk*
Pembiayaan berjangka *mudharabah*	1,000,000	-	-	-	-	1,000,000	*Mudharabah term financing*
Jumlah dana *syirkah* temporer	203,280,878	30,634,460	22,489,988	1,518,563	-	257,923,889	***Total temporary syirkah funds***
Perbedaan jatuh tempo	(230,986,183)	(11,351,308)	13,446,920	272,358,139	-	43,467,568	***Maturity gap***

*) Aset lain-lain terdiri atas piutang pendapatan yang masih akan diterima
**) Liabilitas lain-lain terdiri atas biaya yang masih harus dibayar, setoran jaminan, premi asuransi dan rekening sementara

*) *Other assets consist of income receivables*
**) *Other liabilities consist of accrued expenses, guarantee deposits, loan insurance premium and temporary accounts*

45. MANAJEMEN RISIKO (lanjutan)

***45. RISK MANAGEMENT** (continued)*

c. Risiko likuiditas (lanjutan)

***c. Liquidity risk** (continued)*

Berikut adalah tabel mengenai analisis jatuh tempo aset dan liabilitas pada tanggal 31 Desember 2024 dan 2023, berdasarkan waktu yang tersisa sampai dengan tanggal jatuh tempo: (lanjutan)

The following are the tables of assets and liabilities maturity analysis as at 31 December 2024 and 2023, based on the remaining time until the maturity date: (continued)

	31 Desember/*December* 2023						
Keterangan	**Sampai dengan 1 bulan/** ***Up to 1 month***	**Lebih dari 1 bulan sampai dengan 3 bulan/** ***More than 1 month up to 3 months***	**Lebih dari 3 bulan sampai dengan 1 tahun/** ***More than 3 months up to 1 year***	**Lebih dari 1 tahun/** ***More than 1 year***	**Lainnya yang tidak memiliki jatuh tempo/** ***Others that have no maturities***	**Jumlah/** ***Total***	***Descriptions***
Aset							***Assets***
Kas	5,255,841	-	-	-	-	5,255,841	*Cash*
Giro dan penempatan pada Bank Indonesia	31,670,928	769,850	-	-	-	32,440,778	*Current accounts and placements with Bank Indonesia*
Giro dan penempatan pada bank lain	2,324,473	-	-	-	-	2,324,473	*Current accounts and placements with other banks*
Investasi pada surat berharga	17,162,511	3,050,078	19,328,749	31,760,188	-	71,301,526	*Investments in marketable securities*
Tagihan akseptasi	289,490	68,657	73,081	-	-	431,228	*Acceptance receivables*
Piutang - *murabahah, istishna,* dan *ijarah*	187,326	215,094	2,726,139	133,592,967	-	136,721,526	*Receivables - murabahah, istishna and ijarah*
Pinjaman *qardh*	2,307,387	3,432,912	3,683,726	1,883,056	-	11,307,081	*Funds of qardh*
Pembiayaan *mudharabah*	17,726	3,515	1,120,244	739,648	-	1,881,133	*Mudharabah financing*
Pembiayaan *musyarakah*	2,780,961	4,182,168	11,022,109	70,230,959	-	88,216,197	*Musyarakah financing*
Aset lain-lain *)	77,248	76,689	250,554	687,472	-	1,091,963	*Other assets**)
Jumlah aset	62,073,891	11,798,963	38,204,602	238,894,290	-	350,971,746	***Total assets***
Liabilitas							***Liabilities***
Liabilitas segera	1,316,067	-	-	-	-	1,316,067	*Obligations due immediately*
Bagi hasil yang belum dibagikan	255,932	-	-	-	-	255,932	*Undistributed revenue sharing*
Simpanan *wadiah*	67,873,898	-	-	-	-	67,873,898	*Wadiah deposits*
Liabilitas kepada Bank Indonesia	11,900,055	-	-	-	-	11,900,055	*Liabilities to Bank Indonesia*
Simpanan dari bank lain	1,761,301	-	-	-	-	1,761,301	*Deposits from other banks*
Kewajiban akseptasi	289,490	68,657	73,081	-	-	431,228	*Acceptance liabilities*
Liabilitas imbalan kerja	-	-	-	667,264	-	667,264	*Employee benefits liabilities*
Liabilitas sewa	35	13,352	53,031	56,775	-	123,193	*Lease liabilities*
Liabilitas lain-lain **)	646,909	-	-	-	-	646,909	*Other liabilities* **)
Jumlah liabilitas	84,043,687	82,009	126,112	724,039	-	84,975,847	***Total liabilities***
Dana *syirkah* temporer							***Temporary syirkah funds***
Tabungan *mudharabah*	78,280,185	-	-	-	-	78,280,185	*Mudharabah savings deposits*
Deposito *mudharabah*	72,641,261	26,116,550	17,226,978	-	-	115,984,789	*Mudharabah time deposits*
Giro *mudharabah*	32,417,260	-	-	-	-	32,417,260	*Mudharabah demand deposits*
Sukuk *mudharabah* subordinasi	-	-	-	200,000	-	200,000	*Subordinated sukuk mudharabah*
Sukuk *mudharabah* diterbitkan	-	-	-	3,608	-	3,608	*Issued sukuk mudharabah*
Pembiayaan berjangka *mudharabah*	776,250	-	-	-	-	776,250	*Mudharabah term financing*
Jumlah dana *syirkah* temporer	184,114,956	26,116,550	17,226,978	203,608	-	227,662,092	***Total temporary syirkah funds***
Perbedaan jatuh tempo	(206,084,752)	(14,399,596)	20,851,512	237,966,643	-	38,333,807	***Maturity gap***

*) Aset lain-lain terdiri atas piutang pendapatan yang masih akan diterima
**) Liabilitas lain-lain terdiri atas biaya yang masih harus dibayar, setoran jaminan, premi asuransi dan rekening sementara

*) *Other assets consist of income receivables*
**) *Other liabilities consist of accrued expenses, guarantee deposits, loan insurance premium and temporary accounts*

Bank senantiasa mengevaluasi efektivitas sistem operasi untuk memastikan bahwa dana yang tersedia cukup untuk memenuhi seluruh kebutuhan dengan melakukan *monitoring* terhadap kondisi likuiditas Bank melalui beberapa rasio likuiditas. Bank meyakini dana tetap tumbuh dan arus kas dari aktiva produktif dapat menjaga kecukupan likuiditas.

The Bank continually evaluates the effectiveness of the operating system to ensure that sufficient funds are available to meet all needs by monitoring the condition of the Bank's liquidity through several liquidity ratios. The Bank believes that funds will continue to grow and cash flow from earning assets will be able to maintain sufficient liquidity.

46. NILAI WAJAR ASET DAN LIABILITAS KEUANGAN

Tabel di bawah ini menyajikan perbandingan antara nilai tercatat dan nilai wajar dari aset dan liabilitas keuangan. Nilai wajar yang diungkapkan adalah berdasarkan informasi relevan yang tersedia pada tanggal 31 Desember 2024 dan 2023 tidak diperbaharui untuk mencerminkan perubahan dalam kondisi pasar yang telah terjadi setelah tanggal ini.

Pada tanggal 31 Desember 2024 dan 2023 nilai tercatat dari aset dan liabilitas keuangan Bank memiliki nilai yang hampir sama dengan nilai wajarnya kecuali untuk instrumen berikut:

46. FAIR VALUE OF FINANCIAL ASSETS AND LIABILITIES

The table below summarises the comparison between the carrying values and fair values of financial assets and liabilities of the Bank. The fair values disclosed are based on relevant information available as at 31 December 2024 and 2023 and are not updated to reflect changes in market conditions which have occurred after these dates.

As at 31 December 2024 and 2023, the carrying value of the Bank's financial assets and liabilities approximates their fair value except for the following financial instruments:

	31 Desember/*December* 2024		31 Desember/*December* 2023		
	Nilai tercatat/ *Carrying value*	Nilai wajar/ *Fair value*	Nilai tercatat/ *Carrying value*	Nilai wajar/ *Fair value*	
Investasi pada surat berharga	62,251,806	62,478,192	71,301,526	70,704,166	*Investments in marketable securities*

Tabel di bawah ini menyajikan instrumen keuangan yang diakui pada nilai wajar berdasarkan hierarki yang digunakan Bank untuk menentukan dan mengungkapkan nilai wajar dari instrumen keuangan:

(i) Tingkat 1: harga kuotasian (tanpa penyesuaian) di pasar aktif untuk aset atau liabilitas yang identik yang dapat diakses pada tanggal pengukuran.
(ii) Tingkat 2: input selain harga kuotasian yang termasuk dalam level 1 yang dapat diobservasi untuk aset dan liabilitas, baik secara langsung atau tidak langsung.
(iii) Tingkat 3: pengukuran nilai wajar yang berasal dari teknik penilaian yang mencakup input untuk aset dan liabilitas yang bukan berdasarkan data pasar yang dapat diobservasi.

The tables below show the financial instruments recognised at fair value based on the hierarchy used by the Bank in determining and disclosing the fair value of financial instruments:

(i) Level 1: quoted prices (unadjusted) in active markets for identical assets or liabilities which are accessible at the measurement date.
(ii) Level 2: inputs other than quoted prices included in level 1 that are observable for the assets and liabilities, either directly or indirectly.
(iii) Level 3: Fair value measurements are those derived from valuation techniques that include inputs for asset and liability that are not based on observable market data.

Nilai wajar tingkat 1 dinilai menggunakan data dari *Bloomberg*.

The fair value level 1 is valued by using data from Bloomberg.

Nilai wajar tingkat 2 dinilai menggunakan data dari *Indonesia Bond Pricing Agency ("IBPA")* dan *Net Asset Value report* dimana dihitung dengan model diskonto arus kas dengan kurva *yield* (diambil dari data pasar) terkini yang sesuai dengan sisa periode jatuh temponya.

The fair value level 2 is valued by using data from Indonesia Bond Pricing Agency ("IBPA") and Net Asset Value report which is calculated using a discounted cash flow model based on current yield curve (derived from market data) appropriated with the remaining term of maturity.

	31 Desember/*December* 2024				
	Nilai wajar/ *Fair value*	Tingkat/ *Level 1*	Tingkat/ *Level 2*	Tingkat/ *Level 3*	
Investasi pada surat berharga	62,478,192	-	62,448,716	29,476	*Investments in marketable securities*
	31 Desember/*December* 2023				
	Nilai wajar/ *Fair value*	Tingkat/ *Level 1*	Tingkat/ *Level 2*	Tingkat/ *Level 3*	
Investasi pada surat berharga	70,704,166	-	70,672,379	31,787	*Investments in marketable securities*

Nilai wajar aset dan kewajiban keuangan tertentu, kecuali efek-efek dan sukuk Pemerintah yang dimiliki hingga jatuh tempo, piutang, dan pembiayaan yang diberikan dan surat berharga yang diterbitkan, mendekati nilai tercatatnya karena mempunyai jangka waktu jatuh tempo yang singkat.

The fair values of certain financial assets and liabilities, except for securities and Government sukuk classified as held to maturity, receivables and financing and marketable securities issued approximate their carrying values due to their short-term maturities.

46. NILAI WAJAR ASET DAN LIABILITAS KEUANGAN (lanjutan)

a. Giro dan penempatan pada Bank Indonesia, giro dan penempatan pada bank lain, tagihan akseptasi dan aset lain-lain.

Nilai tercatat dari giro dan penempatan pada Bank Indonesia dan bank lain, tagihan akseptasi, dan aset lain-lain adalah perkiraan yang layak atas nilai wajar.

b. Investasi pada surat berharga

Nilai wajar untuk investasi pada surat berharga yang dimiliki hingga jatuh tempo ditetapkan berdasarkan harga pasar atau harga kuotasi perantara (*broker*)/pedagang efek (*dealer*). Jika informasi ini tidak tersedia, nilai wajar diestimasi dengan menggunakan harga pasar kuotasi efek yang memiliki karakteristik risiko kredit, jatuh tempo, dan *yield* yang serupa atau menggunakan metode penilaian internal.

c. Liabilitas segera, simpanan *wadiah*, simpanan dari bank lain, liabilitas lain-lain, dan dana *syirkah* temporer.

Estimasi nilai wajar dari liabilitas segera, simpanan *mudharabah*, dan liabilitas lain-lain adalah sebesar jumlah yang harus dibayarkan kembali sewaktu-waktu.

Estimasi nilai wajar terhadap simpanan *wadiah* dan simpanan dari bank lain dengan tingkat margin tetap dan liabilitas akseptasi ditetapkan berdasarkan diskonto arus kas dengan menggunakan tingkat margin pasar uang dengan sisa jatuh tempo yang serupa.

d. Piutang dan pembiayaan

Portofolio piutang dan pembiayaan Bank secara umum terdiri dari piutang dan pembiayaan yang diberikan dan dinyatakan berdasarkan *amortised cost.*

Estimasi nilai wajar terhadap piutang dan pembiayaan ditetapkan berdasarkan diskonto arus kas dengan menggunakan tingkat margin yang berlaku untuk piutang dan pembiayaan dengan risiko kredit dan sisa jatuh tempo yang serupa.

Nilai wajar dari piutang dan pembiayaan yang diberikan menunjukkan nilai diskon dari perkiraan arus kas masa depan yang diharapkan akan diterima oleh Bank dengan menggunakan tingkat margin pasar saat ini.

46. FAIR VALUE OF FINANCIAL ASSETS AND LIABILITIES *(continued)*

a. Current accounts and placements with Bank Indonesia, current accounts and placements with other banks, acceptance receivables and other assets.

The carrying amount of current accounts and placements with Bank Indonesia and other banks, acceptance receivables and other assets are a reasonable approximations of fair value.

b. Investments in marketable securities

The fair value for amortised cost investments in marketable securities are based on the market prices or broker/dealer price quotations. When this information is not available, the fair value is estimated using quoted market prices for securities with similar credit risk, maturity and yield characteristics or using internal valuation models.

c. Obligations due immediately, wadiah deposits, deposits from other banks, other liabilities and temporary syirkah funds.

The estimated fair value of obligations due immediately, mudharabah deposits and other liabilities are the amounts repayable on demand.

The estimated fair values of wadiah deposits and deposits from other banks with fixed rate margin and acceptance liabilities are determined based on discounted cash flows using money market margin rates for with similar remaining maturities.

d. Receivables and financing

Generally, the Bank's receivables and financing portfolio consists of receivables and financing that are stated at amortised cost.

The estimated fair values of receivables and financing are determined based on discounted cash flows using margin rates applied for receivables and financing with similar credit risk and remaining maturities.

The estimated fair value of loans represent the discounted amount of estimated future cash flows expected to be received by the Bank using the current market rates.

47. SEGMEN OPERASI

Segmen operasi Bank dibagi berdasarkan beberapa segmen operasi sebagai berikut: *Corporate Banking*, *Commercial Banking*, Hubungan Kelembagaan, Ritel dan *Treasury Banking* & Kantor Pusat. Dalam menentukan hasil segmen operasi, beberapa akun aset dan liabilitas serta pendapatan dan biaya diatribusikan ke masing-masing segmen berdasarkan kebijakan pelaporan internal manajemen. Komponen *Internal Transfer Pricing Model* diterapkan dalam perhitungan kinerja laba rugi masing-masing segmen.

Ringkasan berikut menjelaskan operasi masing-masing segmen dalam pelaporan segmen Bank:

- *Corporate Banking*: melayani badan usaha seperti BUMN dan anak perusahaannya, lembaga negara, perusahaan multinasional, bank dan lembaga keuangan bukan bank (termasuk modal ventura *non-linkage*), pembiayaan sindikasi, perusahaan terbuka, dan perusahaan sekuritas.

- *Commercial Banking*: melayani badan usaha seperti BUMD dan anak perusahaannya, pemerintah daerah, rumah sakit (kecuali diatur dalam produk khusus), perguruan tinggi negeri dan swasta (yayasan yang memiliki perguruan tinggi).

- Hubungan Kelembagaan: saat ini difokuskan untuk pengelolaan dana nasabah dan transaksi-transaksi lainnya milik nasabah lembaga pemerintah dan dana pensiun BUMN.

- Ritel: saat ini meliputi antara lain:
  - Ritel SME: melayani badan usaha swasta berbentuk badan hukum dan nonbadan hukum untuk tujuan produktif, pendidikan dasar & menengah, klinik, koperasi, pola *linkage*, inti plasma, dan perorangan.
  - Ritel Mikro: ditujukan untuk melayani nasabah individual dan pengusaha mikro, termasuk di dalamnya adalah penyaluran pembiayaan bersubsidi untuk mendukung program pemerintah dalam memberdayakan usaha masyarakat.
  - Ritel Konsumer: melayani perorangan untuk tujuan konsumtif/multiguna (antara lain produk Griya, Multiguna, Kendaraan, Pensiunan, Kartu Pembiayaan, Cicil Emas dan Gadai Emas, pembiayaan program pemerintah).

47. OPERATIONS SEGMENTS

The Bank's operating segment is divided based on the following operating segments: Corporate Banking, Commercial Banking, Institutional Relation, Retail and Treasury Banking & Head Office. In determining the results of operating segments, certain asset and liability accounts and revenues and expenses are attributed to each segment based on management's internal reporting policies. The components of Internal Transfer Pricing Model are applied in the calculation of profit or loss performance of each segments.

The following summary describes the operations of each segment in the Bank's segment reporting:

- *Corporate Banking: serves business entities such as SOEs and their subsidiaries, state institutions, multinational companies, banks and non-bank financial institutions (including non-linkage venture capital), syndicated financing, public companies and securities companies.*

- *Commercial Banking: serves business entities such as BUMD and its subsidiaries, regional governments, hospitals (unless regulated in special products), state and private universities (foundations with tertiary institutions).*

- *Institutional Relation: currently focused on the management of customer funds and other transactions belonging to customers of government institutions and BUMN pension funds.*

- *Retail: currently includes, among others:*
  - *SME Retail: serving private business entities in the form of legal entities and non-legal entities for productive purposes, primary & secondary education, clinics, cooperatives, linkage patterns, plasma core and individuals.*
  - *Micro Retail: aimed at serving individual customers and micro entrepreneurs, including the distribution of subsidised financing to support government programs in empowering community businesses.*
  - *Consumer Retail: serving individuals for consumptive/multipurpose (among others Griya products, Multipurpose, Vehicles, Pensioners, Financing Cards, Gold Installments and Pawn Gold, government program financing).*

47. SEGMEN OPERASI (lanjutan)

Ringkasan berikut menjelaskan operasi masing-masing segmen dalam pelaporan segmen Bank: (lanjutan)

- Lainnya: saat ini meliputi antara lain:
  - *Treasury*: segmen *treasury* terkait dengan kegiatan *treasury* Bank termasuk transaksi valuta asing*, money market, fixed income*, bisnis perbankan internasional, pasar modal, supervisi Kantor Luar Negeri.
  - Kantor Pusat: terkait dengan pengelolaan aset dan liabilitas selain yang telah dikelola oleh segmen operasi lainnya termasuk menerima alokasi biaya atas penyediaan jasa servis secara sentralisasi kepada segmen lainnya serta pendapatan/biaya yang tidak teralokasi ke pelaporan segmen lainnya.

Kinerja diukur berdasarkan laba segmen sebelum pajak penghasilan, sebagaimana dilaporkan dalam laporan internal manajemen yang direviu oleh Manajemen Bank. Keuntungan segmen digunakan untuk mengukur kinerja dimana manajemen berkeyakinan bahwa informasi tersebut paling relevan dalam mengevaluasi hasil segmen tersebut relatif terhadap entitas lain yang beroperasi dalam industri tersebut.

Berikut ini adalah informasi segmen Bank berdasarkan segmen operasi:

***47. OPERATIONS SEGMENTS** (continued)*

The following summary describes the operations of each segment in the Bank's segment reporting: (continued)

- *Others: currently include, among others:*
  - *Treasury: treasury segment related to the Bank's treasury activities including foreign exchange transactions, money market, fixed income, international banking business, capital market, supervision of Foreign Office.*
  - *Head Office: related to the management of assets and liabilities other than those already managed by other operating segments, including receiving cost allocation for centralised service provision to other segments as well as revenues/costs that are not allocated to other segment reporting.*

Performance is measured based on segment profit before income tax, as reported in an internal management report reviewed by the Bank Management. Segment profit is used to measure performance where management believes that the information is most relevant in evaluating the results of the segment relative to other entities operating in the industry.

Information concerning the operating segments of the Bank are as follows:

	31 Desember/*December* 2024							
Keterangan	***Corporate Banking***	***Commercial Banking***	**Hubungan Kelembagaan/ *Institutional Relation***	***Retail Banking***	***Treasury Banking* & Kantor Pusat/ *Treasury Banking & Head Office***	**Penyesuaian & Eliminasi/ *Adjustment & Elimination***)**	**Jumlah/ *Total***	***Descriptions***
Pendapatan pengelolaan dana sebagai *mudharib**)	4,758,365	1,643,295	4,743,000	26,466,294	2,321,675	(14,634,426)	25,298,203	*Revenue from fund management as mudharib**)
Hak pihak ketiga atas bagi hasil*)	(3,682,258)	(1,179,454)	(4,192,316)	(13,010,908)	(614,513)	14,790,420	(7,889,029)	*Third parties' share on return**)
Hak bagi hasil milik Bank	1,076,107	463,841	550,684	13,455,386	1,707,162	155,994	17,409,174	*Bank's share in profit*
Pendapatan usaha lainnya	374,100	198,027	101	2,257,932	2,726,319	-	5,556,479	*Other operating income*
Beban usaha	(151,526)	(215,341)	(101,896)	(6,208,730)	(5,116,149)	-	(11,793,642)	*Operating expenses*
Beban cadangan kerugian penurunan nilai aset produktif dan nonproduktif - bersih	(109,297)	(124,951)	-	(1,757,475)	97,856	-	(1,893,867)	*Provision for impairment losses on earning and non-earning assets - net*
Total beban	(260,823)	(340,292)	(101,896)	(7,966,205)	(5,018,293)	-	(13,687,509)	*Total expenses*
Pendapatan/(beban) nonusaha - bersih	-	-	-	56,610	(52,298)	-	4,312	*Non-operating income/(expense) - net*
Laba sebelum zakat dan beban pajak	1,189,384	321,576	448,889	7,803,723	(637,110)	155,994	9,282,456	*Income before zakat and tax expense*
Zakat	(29,735)	(8,040)	(11,222)	(195,093)	12,029	-	(232,061)	*Zakat*
Beban pajak	(255,123)	(68,978)	(96,287)	(1,673,898)	49,779	-	(2,044,507)	*Tax expenses*
Laba bersih	904,526	244,558	341,380	5,934,732	(575,302)	155,994	7,005,888	*Net income*
Aset segmen								***Segment of assets***
Pembiayaan *wholesale*	58,719,889	18,497,916	-	-	-	-	77,217,805	*Wholesale financing*
Pembiayaan ritel								*Retail financing*
SME	-	-	-	21,634,863	-	-	21,634,863	*SME*
Mikro	-	-	-	27,745,691	-	-	27,745,691	*Micro*
Konsumer***)	-	-	-	151,882,883	-	-	151,882,883	*Consumer****)
Cadangan kerugian penurunan nilai pembiayaan	(4,382,847)	(1,201,453)	-	(4,707,382)	-	-	(10,291,682)	*Provision for impairment losses for financing*
Nonpembiayaan - bersih	597,762	-	-	-	139,826,110	-	140,423,872	*Non-financing - net*
	54,934,804	17,296,463	-	196,556,055	139,826,110	-	408,613,432	
Liabilitas, dana *syirkah* temporer dan ekuitas segmen								***Segment of liabilities, temporary syirkah funds and equity***
Pendanaan	21,619,859	12,013,780	89,456,637	205,226,059	26,603,912	-	354,920,247	*Funding*
Nonpendanaan	-	-	-	-	53,693,185	-	53,693,185	*Non-funding*
	21,619,859	12,013,780	89,456,637	205,226,059	80,297,097	-	408,613,432	

*) Termasuk komponen *internal transfer pricing* antarsegmen operasi
**) Termasuk eliminasi komponen *internal transfer pricing*
***) Termasuk segmen *pawning* dan hasanah *card*

**) Include component of internal transfer pricing among operating segments*
***) Include elimination of internal transfer pricing components*
****) Include pawning and hasanah card segment*

47. SEGMEN OPERASI (lanjutan)

Berikut ini adalah informasi segmen Bank berdasarkan segmen operasi: (lanjutan)

47. OPERATIONS SEGMENTS (continued)

Information concerning the operating segments of the Bank are as follows: (continued)

Keterangan	31 Desember/*December* 2023							*Descriptions*
	Corporate Banking	*Commercial Banking*	Hubungan Kelembagaan/ *Institutional Relation*	*Retail Banking*	*Treasury Banking* & Kantor Pusat/ *Treasury Banking & Head Office*	Penyesuaian & Eliminasi/ *Adjustment & Elimination**)	Jumlah/ *Total*	
Pendapatan pengelolaan dana sebagai *mudharib**)	4,169,405	1,014,705	3,655,374	22,626,774	2,306,807	(11,521,322)	22,251,743	*Income from fund management as mudharib**)
Hak pihak ketiga atas bagi hasil*)	(2,981,436)	(654,183)	(3,325,439)	(10,277,479)	(445,294)	11,690,663	(5,993,168)	*Third parties' share on return**)
Hak bagi hasil milik Bank	1,187,969	360,522	329,935	12,349,295	1,861,513	169,341	16,258,575	*Bank's share in profit*
Pendapatan usaha lainnya	358,216	104,025	-	1,679,885	2,062,340	-	4,204,466	*Other operating income*
Beban usaha	(134,737)	(153,841)	(84,689)	(5,495,768)	(4,380,169)	-	(10,249,204)	*Operating expenses*
Beban cadangan kerugian penurunan nilai aset produktif dan nonproduktif - bersih	(336,193)	(133,567)	-	(2,155,440)	2,721	-	(2,622,479)	*Provision for impairment losses on earning and non-earning assets - net*
Total beban	(470,930)	(287,408)	(84,689)	(7,651,208)	(4,377,448)	-	(12,871,683)	*Total expenses*
Beban nonusaha - bersih	-	-	-	-	(2,156)	-	(2,156)	*Non-operating expenses*
Laba sebelum zakat dan beban pajak penghasilan	1,075,255	177,139	245,246	6,377,972	(455,751)	169,341	7,589,202	*Income before zakat and income tax expenses*
Zakat	(25,822)	(4,254)	(5,889)	(153,165)	(600)	-	(189,730)	*Zakat*
Beban pajak	(228,650)	(37,668)	(52,151)	(1,356,260)	(21,000)	-	(1,695,729)	*Tax expenses*
Laba bersih	820,783	135,217	187,206	4,868,547	(477,351)	169,341	5,703,743	*Net income*
Aset segmen								***Segment of assets***
Pembiayaan *wholesale*	54,541,919	12,969,097	-	-	-	-	67,511,016	*Wholesale financing*
Pembiayaan ritel								*Retail financing*
SME	-	-	-	19,345,720	-	-	19,345,720	*SME*
Mikro	-	-	-	22,912,195	-	-	22,912,195	*Micro*
Konsumer***)	-	-	-	130,547,113	-	-	130,547,113	*Consumer****)
Cadangan kerugian penurunan nilai pembiayaan	(4,042,106)	(1,105,624)	-	(4,540,732)	-	-	(9,688,462)	*Provision for impairment losses for financing*
Nonpembiayaan - bersih	920,109	-	-	-	122,076,433	-	122,996,542	*Non-financing - net*
	51,419,922	11,863,473	-	168,264,296	122,076,433	-	353,624,124	
Liabilitas, dana *syirkah* temporer dan ekuitas segmen								***Segment of liabilities, temporary syirkah funds and equity***
Pendanaan	22,354,117	6,990,589	79,770,650	185,573,903	14,508,087	-	309,197,346	*Funding*
Nonpendanaan	-	-	-	-	44,426,778	-	44,426,778	*Non-funding*
	22,354,117	6,990,589	79,770,650	185,573,903	58,934,865	-	353,624,124	

*) Termasuk komponen *internal transfer pricing* antarsegmen operasi
**) Termasuk eliminasi komponen *internal transfer pricing*
***) Termasuk segmen *pawning* dan hasanah *card*

**) Include component of internal transfer pricing among operating segments*
***) Include elimination of internal transfer pricing components*
****) Include pawning and hasanah card segment*

48. PERJANJIAN, KOMITMEN DAN KONTINJENSI SIGNIFIKAN

Perjanjian signifikan

Pada tanggal 27 September 2024, Bank menandatangani perjanjian *bancassurance* dengan PT Prudential Sharia Life Assurance ("Prudential Sharia Life") untuk memasarkan, mempromosikan dan mereferensikan produk asuransi Prudential Sharia Life melalui jaringan distribusi Bank. Perjanjian kerjasama ini berlaku efektif sejak tanggal perjanjian dan akan terus berlaku dan efektif hingga tahun kelima belas (15) sejak tanggal peluncuran (1 Maret 2025). Adapun kewajiban Bank sebelum tanggal peluncuran terkait dengan penerbitan produk dan layanan asuransi di jaringan distribusi Bank antara lain mempersiapkan peraturan internal, pelatihan pegawai Bank, rencana pemasaran dan komunikasi serta penyesuaian sistem.

Liabilitas kontinjensi

Dalam menjalankan usahanya, Bank menghadapi berbagai perkara hukum yang terkadang mengandung tuntutan ganti rugi dimana Bank berposisi sebagai tergugat, terutama sehubungan dengan kepatuhan para pihak terhadap perjanjian/kontrak.

48. SIGNIFICANT AGREEMENTS, COMMITMENTS AND CONTINGENCIES

Significant Agreements

As at 27 September 2024, the bank signed bancassurance agreement with PT Prudential Sharia Life Assurance ("Prudential Sharia Life") to market, promote and refer Prudential Sharia Life insurance products through the Bank's distribution network. This collaboration agreement is effective from the date of agreement and will continue to be valid and effective until the fifteenth (15th) year from the launch date (1 March 2025). The Bank's obligations before the launch date related to the launching of insurance products and services in the Bank's distribution network include preparing internal regulations, training Bank employees, marketing and communication plans and system adjustments.

Contingent liabilities

In conducting the business, the Bank faces various legal cases which sometimes involve claims for compensation in which the Bank is positioned as a defendant, especially in relation to the parties' compliance with agreements/contracts.

48. PERJANJIAN, KOMITMEN DAN KONTINJENSI SIGNIFIKAN (lanjutan)

Liabilitas kontinjensi (lanjutan)

Walaupun terdapat perkara yang masih berproses, Bank berpendapat bahwa berdasarkan informasi yang ada dan posisi hukum Bank, tuntutan hukum ini tidak akan berdampak secara material pada operasi, posisi keuangan atau tingkat likuiditas Bank.

Pada tanggal 31 Desember 2024 dan 2023, Bank telah membentuk cadangan (disajikan dalam akun "Liabilitas Lain-lain") untuk sejumlah tuntutan hukum yang telah berkekuatan hukum tetap (*inkracht*) maupun yang masih dalam proses masing-masing sebesar Rp3.021 dan Rp2.988. Manajemen berpendapat bahwa jumlah cadangan yang dibentuk telah memadai untuk menutup kerugian akibat hukum yang belum diputuskan atau masih dalam proses.

48. SIGNIFICANT AGREEMENTS, COMMITMENTS AND CONTINGENCIES (continued)

***Contingent liabilities** (continued)*

Although there are cases that are still in process, the Bank believes that based on information currently available and the Bank's legal position, these legal claims will not likely have a material effect on the operations, financial position or liquidity level of the Bank.

As at 31 December 2024 and 2023, the Bank has established a provision (included in "Other Liabilities") for a number of legal claims which have permanent legal force (inkracht) and which are still in process amounting to Rp3,021 and Rp2,988, respectively. Management believes that the provision is adequate to cover losses due to the legal risks.

49. TAMBAHAN INFORMASI ARUS KAS

Perubahan pada liabilitas yang timbul dari aktivitas pendanaan pada laporan arus kas adalah sebagai berikut:

49. SUPPLEMENTARY CASH FLOW INFORMATION

Changes in liabilities arising from financing activities in the statements of cash flows are as follows:

Keterangan	1 Januari/ *1 January 2024*	Aktivitas nonkas/ *Non-cash activity*	Arus kas/ *Cash flow*	Selisih kurs/ *Foreign exchange difference*	Lainnya/ *Others*	Jumlah/ *Total*	*Descriptions*
	31 Desember/*December* 2024						
Liabilitas sewa	123,193	210,016	(151,913)	-	-	181,296	*Lease liabilities*
Pembiayaan berjangka *mudharabah*	776,250	-	222,940	810	-	1,000,000	*Mudharabah term financing*
Sukuk *mudharabah* subordinasi	200,000	-	-	-	-	200,000	*Subordinated sukuk mudharabah*
Sukuk *mudharabah* diterbitkan	3,608	(776)	3,015,731	-	-	3,018,563	*Issued sukuk mudharabah*
Liabilitas kepada Bank Indonesia	11,900,055	-	6,517,809	-	-	18,417,864	*Liabilities to Bank Indonesia*

Keterangan	1 Januari/ *1 January 2023*	Aktivitas nonkas/ *Non-cash activity*	Arus kas/ *Cash flow*	Selisih kurs/ *Foreign exchange difference*	Lainnya/ *Others*	Jumlah/ *Total*	*Descriptions*
	31 Desember/*December* 2023						
Liabilitas sewa	166,002	91,933	(134,742)	-	-	123,193	*Lease liabilities*
Pembiayaan berjangka mudharabah	778,375	-	(5,057)	2,932	-	776,250	*Mudharabah term financing*
Sukuk *mudharabah* subordinasi	1,375,000	-	(1,175,000)	-	-	200,000	*Subordinated sukuk mudharabah*
Sukuk mudharabah diterbitkan	-	(151)	3,759	-	-	3,608	*Issued mudharabah sukuk*
Liabilitas kepada Bank Indonesia	-	-	11,900,055	-	-	11,900,055	*Liabilities to Bank Indonesia*

50. OPINI DEWAN PENGAWAS SYARIAH

Berdasarkan surat No. 05/BSI/DPS/OPINI/I/2025 tanggal 16 Januari 2025, Dewan Pengawas Syariah ("DPS") PT Bank Syariah Indonesia Tbk menyatakan bahwa secara umum aspek syariah dalam operasional dan produk PT Bank Syariah Indonesia Tbk untuk tahun yang berakhir pada tanggal 31 Desember 2024, telah mengikuti fatwa dan ketentuan syariah yang dikeluarkan oleh Dewan Syariah Nasional Majelis Ulama Indonesia ("DSN-MUI"), serta opini syariah dari DPS.

Berdasarkan surat No. 01/BSI/DPS/OPINI/I/2024 tanggal 16 Januari 2024, DPS PT Bank Syariah Indonesia Tbk menyatakan bahwa secara umum aspek syariah dalam operasional dan produk PT Bank Syariah Indonesia Tbk untuk tahun yang berakhir pada tanggal 31 Desember 2023, telah mengikuti fatwa dan ketentuan syariah yang dikeluarkan oleh DSN-MUI, serta opini syariah dari DPS.

50. OPINION OF THE SHARIA SUPERVISORY BOARD

Based on letter No. 05/BSI/DPS/OPINI/I/2025 dated 16 January 2025, the Sharia Supervisory Board ("DPS") of PT Bank Syariah Indonesia Tbk expressed opinions that in general, the sharia aspects on products and operations of PT Bank Syariah Indonesia Tbk for the year ended 31 December 2024, have complied with fatwa and sharia regulations issued by National Sharia Board of Indonesian Ulama Council ("DSN-MUI"), and sharia opinion of DPS.

Based on letter No. 01/BSI/DPS/OPINI/I/2024 dated 16 January 2024, the DPS of PT Bank Syariah Indonesia Tbk expressed opinions that in general, the sharia aspects on products and operations of PT Bank Syariah Indonesia Tbk for the year ended 31 December 2023, have complied with fatwa and sharia regulations issued by DSN-MUI, and sharia opinion of DPS.

51. RENCANA BARANG MODAL / *CAPITAL EXPENDITURE COMMITMENTS*

Bank memiliki komitmen barang modal terkait dengan renovasi bangunan, pengadaan kendaraan dinas, perlengkapan komputer, ATM dan jasa lisensi sistem adalah sebesar Rp1.939.959 dan Rp2.018.556, masing-masing pada tanggal 31 Desember 2024 dan 2023.

The Bank has capital expenditure plans in relation to the building renovations, procurement of office vehicles, computer equipments, ATMs and system license services amounting to Rp1,939,959 and Rp2,018,556 as at 31 December 2024 and 2023, respectively.

52. STANDAR AKUNTANSI KEUANGAN BARU YANG TELAH DISAHKAN NAMUN BELUM BERLAKU EFEKTIF / *NEW FINANCIAL ACCOUNTING STANDARDS ISSUED BUT NOT YET EFFECTIVE*

Dewan Standar Akuntansi Keuangan Ikatan Akuntan Indonesia ("DSAK-IAI") telah menerbitkan standar baru, amendemen dan interpretasi berikut, namun belum berlaku efektif untuk tahun buku yang dimulai pada 1 Januari 2024 adalah sebagai berikut:

Financial Accounting Standard Board of Indonesian Institute of Accountants ("DSAK-IAI") has issued the following new standards, amendments and interpretations, but not yet effective for the financial year beginning 1 January 2024 are as follows:

- Amendemen PSAK 221: "Pengaruh Perubahan Kurs Valuta Asing" tentang kekurangan ketertukaran.

- *Amendment of SFAS 221: "Effect of Changes in Foreign Exchange Rates" regarding the lack of convertibility.*

Standar tersebut akan berlaku efektif pada 1 Januari 2025.

The above standards will be effective on 1 January 2025.

Pada saat penerbitan laporan keuangan, Bank masih mempelajari dampak yang mungkin timbul dari penerapan standar baru dan revisi tersebut serta pengaruhnya pada laporan keuangan.

As at the authorisation date of financial statements, the Bank is still evaluating the potential impact of these new and revised standards to the financial statements.

53. REKLASIFIKASI LAPORAN KEUANGAN PERIODE SEBELUMNYA / *RECLASSIFICATIONS OF THE PRIOR PERIOD FINANCIAL STATEMENTS*

Bank melakukan reklasifikasi atas penyajian keuntungan investasi surat berharga yang menjadi bagian dari pendapatan imbalan jasa perbankan pada laporan keuangan periode sebelumnya. Pengaruh reklasifikasi tersebut pada laporan laba rugi dan penghasilan komprehensif lain untuk tahun yang berakhir 31 Desember 2023 adalah sebagai berikut:

The Bank reclassified the presentation of gain from marketable securities which were part of fee based income from banking services in the prior period financial statements. The effect of the reclassification on the statements of profit or loss and other comprehensive income for the year ended 31 December 2023 are as follows:

	2023			
	Sebelum reklasifikasi/ *Before reclassification*	Reklasifikasi/ *Reclassification*	Setelah reklasifikasi/ *After reclassification*	
LAPORAN LABA RUGI DAN PENGHASILAN KOMPREHENSIF LAIN				***STATEMENTS OF PROFIT OR LOSS AND OTHER COMPREHENSIVE INCOME***
PENDAPATAN USAHA LAINNYA				***OTHER OPERATING INCOME***
Pendapatan imbalan jasa perbankan	3,112,884	(242,110)	2,870,774	*Fee based income from banking services*
Keuntungan investasi surat berharga	-	242,110	242,110	*Gain from marketable securities*

54. INFORMASI TAMBAHAN YANG TIDAK DISYARATKAN OLEH STANDAR AKUNTANSI KEUANGAN INDONESIA

Informasi tambahan berikut merupakan informasi yang disyaratkan oleh regulasi yang berlaku dan tidak disyaratkan oleh Standar Akuntansi Keuangan di Indonesia.

54. ADDITIONAL INFORMATION NOT REQUIRED BY INDONESIAN FINANCIAL ACCOUNTING STANDARDS

The following additional information is required by applicable regulations and is not required by the Financial Accounting Standards in Indonesia.

a. Kolektibilitas giro dan penempatan pada Bank Indonesia

Pada tanggal 31 Desember 2024 dan 2023, seluruh giro dan penempatan pada Bank Indonesia diklasifikasikan "Lancar".

a. Collectibility of current accounts and placements with Bank Indonesia

As at 31 December 2024 and 2023, all current accounts and placements with Bank Indonesia are classified as "Current".

b. Kolektibilitas giro dan penempatan pada bank lain

b. Collectibility of current accounts and placements with other banks

	2024		2023		
	Jumlah/*Total*	Cadangan kerugian penurunan nilai/ *Allowance for impairment losses*	Jumlah/*Total*	Cadangan kerugian penurunan nilai/ *Allowance for impairment losses*	
Lancar	3,880,874	14,809	2,324,473	20,745	*Current*

c. Kolektibilitas investasi pada surat berharga

c. Collectibility of investments in marketable securities

	2024		2023		
	Jumlah/*Total*	Cadangan kerugian penurunan nilai/ *Allowance for impairment losses*	Jumlah/*Total*	Cadangan kerugian penurunan nilai/ *Allowance for impairment losses*	
Lancar	62,251,806	35,288	71,202,526	33,506	*Current*
Macet	-	-	99,000	99,000	*Loss*
	62,251,806	35,288	71,301,526	132,506	

d. Kolektibilitas tagihan akseptasi

d. Collectibility of acceptance receivables

	2024		2023		
	Jumlah/*Total*	Cadangan kerugian penurunan nilai/ *Allowance for impairment losses*	Jumlah/*Total*	Cadangan kerugian penurunan nilai/ *Allowance for impairment losses*	
Lancar	185,145	1,851	431,228	4,312	*Current*

e. Kolektibilitas pinjaman *qardh*

e. Collectibility of funds of qardh

	2024		2023		
	Jumlah/*Total*	Cadangan kerugian penurunan nilai/ *Allowance for impairment losses*	Jumlah/*Total*	Cadangan kerugian penurunan nilai/ *Allowance for impairment losses*	
Lancar	13,452,780	512,708	10,971,347	528,368	*Current*
Dalam perhatian khusus	43,157	6,536	42,477	6,377	*Special mention*
Kurang lancar	6,446	820	5,655	669	*Substandard*
Diragukan	6,855	3,084	8,962	3,863	*Doubtful*
Macet	264,546	264,546	278,640	278,640	*Loss*
	13,773,784	787,694	11,307,081	817,917	

f. Kolektibilitas pembiayaan *mudharabah*

f. Collectibility of mudharabah financing

	2024		2023		
	Jumlah/*Total*	Cadangan kerugian penurunan nilai/ *Allowance for impairment losses*	Jumlah/*Total*	Cadangan kerugian penurunan nilai/ *Allowance for impairment losses*	
Lancar	2,869,536	25,945	1,816,788	16,472	*Current*
Dalam perhatian khusus	-	-	33,101	1,765	*Special mention*
Macet	67,543	67,543	31,244	31,244	*Loss*
	2,937,079	93,488	1,881,133	49,481	

54. INFORMASI TAMBAHAN YANG TIDAK DISYARATKAN OLEH STANDAR AKUNTANSI KEUANGAN INDONESIA (lanjutan)

Informasi tambahan berikut merupakan informasi yang disyaratkan oleh regulasi yang berlaku dan tidak disyaratkan oleh Standar Akuntansi Keuangan di Indonesia: (lanjutan)

54. ADDITIONAL INFORMATION NOT REQUIRED BY INDONESIAN FINANCIAL ACCOUNTING STANDARDS *(continued)*

The following additional information is required by applicable regulations and is not required by the Financial Accounting Standards in Indonesia: (continued)

g. Kolektibilitas pembiayaan *musyarakah*

g. Collectibility of musyarakah financing

	2024		2023		
	Jumlah/*Total*	Cadangan kerugian penurunan nilai/ *Allowance for impairment losses*	Jumlah/*Total*	Cadangan kerugian penurunan nilai/ *Allowance for impairment losses*	
Lancar	109,803,514	1,924,213	83,854,900	1,373,575	*Current*
Dalam perhatian khusus	2,791,965	1,928,640	2,673,552	1,753,279	*Special mention*
Kurang lancar	424,908	227,708	627,436	363,211	*Substandard*
Diragukan	128,828	26,567	172,823	84,448	*Doubtful*
Macet	1,038,003	1,038,003	887,486	885,183	*Loss*
	114,187,218	5,145,131	88,216,197	4,459,696	

h. Piutang, pembiayaan dan pinjaman yang direstrukturisasi

Jumlah piutang, pembiayaan dan pinjaman yang diberikan yang telah direstrukturisasi oleh Bank sampai dengan tanggal 31 Desember 2024 dan 2023 adalah sebagai berikut.

h. Restructured receivables, financing and funds

Receivables, financing and funds that have been restructured by the Bank as at 31 December 2024 and 2023 are as follows.

	2024					
	Piutang/ *Receivables*	Pinjaman *Qardh*/ *Funds of Qardh*	Pembiayaan *Mudharabah*/ *Mudharabah Financing*	Pembiayaan *Musyarakah*/ *Musyarakah Financing*	Jumlah/ *Total*	
Lancar	2,441,493	455,249	-	6,991,160	9,887,902	*Current*
Dalam perhatian khusus	347,765	7,637	-	2,574,563	2,929,965	*Special mention*
Kurang lancar	300,854	449	-	315,892	617,195	*Substandard*
Diragukan	160,586	700	-	51,580	212,866	*Doubtful*
Macet	1,014,695	243,304	64,205	730,372	2,052,576	*Loss*
Jumlah	4,265,393	707,339	64,205	10,663,567	15,700,504	*Total*

	2023					
	Piutang/ *Receivables*	Pinjaman *Qardh*/ *Funds of Qardh*	Pembiayaan *Mudharabah*/ *Mudharabah Financing*	Pembiayaan *Musyarakah*/ *Musyarakah Financing*	Jumlah/ *Total*	
Lancar	4,041,143	478,080	10,490	7,476,674	12,006,387	*Current*
Dalam perhatian khusus	683,014	7,577	1,463	2,522,407	3,214,461	*Special mention*
Kurang lancar	368,402	400	-	553,632	922,434	*Substandard*
Diragukan	398,071	811	-	125,188	524,070	*Doubtful*
Macet	1,044,542	258,737	27,882	724,418	2,055,579	*Loss*
Jumlah	6,535,172	745,605	39,835	11,402,319	18,722,931	*Total*

i. Rasio *Non-Performing Financing* ("NPF")

i. Non-Performing Financing ("NPF") Ratio

	2024						
	Piutang/ *Receivables*	Pinjaman *Qardh*/ *Funds of Qardh*	Pembiayaan *Mudharabah*/ *Mudharabah Financing*	Pembiayaan *Musyarakah*/ *Musyarakah Financing*	Aset yang Diperoleh untuk *Ijarah* - Bersih/ *Assets Acquired for Ijarah - Net*	Jumlah/ *Total*	
Jumlah saldo*)	144,460,906	13,773,784	2,744,964	114,135,639	3,122,255	278,237,548	*Total balance*)
NPF - Bruto*)	3,324,983	277,847	65,765	1,591,738	17,254	5,277,587	*NPF - Gross*)
Persentase NPF - Bruto	2.30%	2.02%	2.40%	1.39%	0.55%	1.90%	*Percentage of NPF - Gross*
NPF - Neto*)	1,071,774	9,398	-	299,461	17,254	1,397,887	*NPF - Net*)
Persentase NPF - Neto	0.74%	0.07%	0.00%	0.26%	0.55%	0.50%	*Percentage of NPF - Net*

*) Diluar piutang, pinjaman *qardh*, pembiayaan *mudharabah*, dan pembiayaan musyarakah kepada bank lain

*) *Exclude receivables, funds of qardh, mudharabah financing, and musyarakah financing to other banks*

54. INFORMASI TAMBAHAN YANG TIDAK DISYARATKAN OLEH STANDAR AKUNTANSI KEUANGAN INDONESIA (lanjutan)

Informasi tambahan berikut merupakan informasi yang disyaratkan oleh regulasi yang berlaku dan tidak disyaratkan oleh Standar Akuntansi Keuangan di Indonesia: (lanjutan)

54. ADDITIONAL INFORMATION NOT REQUIRED BY INDONESIAN FINANCIAL ACCOUNTING STANDARDS *(continued)*

The following additional information is required by applicable regulations and is not required by the Financial Accounting Standards in Indonesia: (continued)

i. Rasio *Non-Performing Financing* ("NPF") (lanjutan)

i. Non-Performing Financing ("NPF") Ratio *(continued)*

	2023						
	Piutang/ *Receivables*	**Pinjaman *Qardh*/ *Funds of Qardh***	**Pembiayaan *Mudharabah*/ *Mudharabah Financing***	**Pembiayaan *Musyarakah*/ *Musyarakah Financing***	**Aset yang Diperoleh untuk *Ijarah* - Bersih/ *Assets Acquired for Ijarah - Net***	**Jumlah/ *Total***	
Jumlah saldo*)	136,721,476	11,307,081	1,700,786	88,172,533	2,190,107	240,091,983	*Total balance**)
NPF - Bruto*)	2,953,206	293,257	29,467	1,687,745	21,353	4,985,028	*NPF - Gross**)
Persentase NPF - Bruto	2.16%	2.59%	1.73%	1.91%	0.97%	2.08%	*Percentage of NPF - Gross*
NPF - Neto*)	927,484	10,085	-	354,903	21,353	1,313,825	*NPF - Net**)
Persentase NPF - Neto	0.68%	0.09%	0.00%	0.40%	0.97%	0.55%	*Percentage of NPF - Net*

*) Diluar piutang, pinjaman *qardh,* pembiayaan *mudharabah*, dan pembiayaan musyarakah kepada bank lain

*) *Exclude receivables, funds of qardh, mudharabah financing, and musyarakah financing to other banks*

j. Mutasi agunan yang diambil alih

j. Movement of the foreclosed collaterals

Mutasi agunan yang diambil alih pada tanggal 31 Desember 2024 dan 2023:

Movement of the foreclosed collaterals as at of 31 December 2024 and 2023 are as follows:

	2024	**2023**	
Saldo awal	825,759	859,007	*Beginning balance*
Penyelesaian	(114,389)	(33,248)	*Completion*
Saldo akhir	711,370	825,759	*Ending balance*

k. Kolektibilitas komitmen dan kontinjensi

k. Collectibility of commitments and contingencies

Kolektibilitas fasilitas pembiayaan yang belum digunakan adalah sebagai berikut:

The collectibility of unused financing facilities are as follows:

	2024	**2023**	
Lancar	4,542,007	5,041,570	*Current*
Dalam perhatian khusus	2,193	31,313	*Special mention*
Kurang lancar	-	15,425	*Substandard*
Macet	-	8,854	*Loss*
	4,544,200	5,097,162	

l. Rasio Giro Wajib Minimum ("GWM")

l. The Minimum Statutory Reserve Requirement ("GWM") Ratio

	2024	**2023**	
Rupiah			*Rupiah*
Kewajiban Pemenuhan GWM:			*Fulfillment of GWM:*
GWM Harian	0.00%	0.00%	*GWM Daily*
GWM Rata-Rata	7.50%	7.50%	*GWM Average*
Insentif GWM	(4.00%)	(2.90%)	*GWM Incentives*
Disinsentif Rasio Intermediasi Makroprudensial ("RIM")	0.00%	0.00%	*Macroprudential Intermediation Ratio ("RIM") Disincentives*
Total Kewajiban Pemenuhan GWM	3.50%	4.60%	*Total of Fulfillment of GWM*
Realisasi Pemenuhan GWM	4.83%	6.76%	*Realisation Fulfillment of GWM*
Realisasi Pemenuhan GWM Rata-Rata	3.74%	4.87%	*Realisation Fulfillment of GWM Average*
Realisasi Pemenuhan Penyangga Likuiditas Makroprudensial ("PLM") (d/h GWM Sekunder)	11.31%	21.35%	*Realisation Fulfillment of Macroprudential Liquidity Buffer ("PLM") (previously GWM Secondary)*

54. INFORMASI TAMBAHAN YANG TIDAK DISYARATKAN OLEH STANDAR AKUNTANSI KEUANGAN INDONESIA (lanjutan)

Informasi tambahan berikut merupakan informasi yang disyaratkan oleh regulasi yang berlaku dan tidak disyaratkan oleh Standar Akuntansi Keuangan di Indonesia: (lanjutan)

I. Rasio Giro Wajib Minimum ("GWM") (lanjutan)

	2024	2023	
Valuta asing			*Foreign currencies*
Kewajiban Pemenuhan GWM	1.00%	1.00%	*Fulfillment of GWM*
Realisasi Pemenuhan GWM	1.46%	1.13%	*Realisation Fulfillment of GWM*

Rasio GWM pada tanggal 31 Desember 2024 dan 31 Desember 2023 dihitung berdasarkan Peraturan Anggota Dewan Gubernur ("PADG") No. 24/8/PADG/2022 tentang "Peraturan Pelaksanaan Pemenuhan Giro Wajib Minimum dalam Rupiah dan Valuta Asing bagi Bank Umum Konvensional, Bank Umum Syariah, dan Unit Usaha Syariah", sebagaimana telah diubah terakhir dengan PADG No. 12 tahun 2023 tanggal 27 September 2023 dan mulai berlaku sejak tanggal 1 Oktober 2023. PADG baru tersebut mengatur setiap Bank Umum Syariah dan Unit Usaha Syariah untuk memelihara GWM dalam Rupiah dan valuta asing yang besarnya ditetapkan sebesar 7,5% dan 1% dari dana pihak ketiga ("DPK") dalam Rupiah dan valuta asing.

Dalam perhitungan kewajiban pemenuhan GWM Rupiah, terdapat komponen insentif GWM sesuai PADG No. 4 Tahun 2024 tanggal 22 Mei 2024 tentang "Perubahan atas Peraturan Anggota Dewan Gubernur Nomor 11 Tahun 2023 tentang Peraturan Pelaksanaan Kebijakan Insentif Likuiditas Makroprudensial", serta disinsentif RIM sesuai Peraturan Bank Indonesia Nomor 21/12/PBI/2019 tanggal 25 November 2019 tentang "Perubahan atas Peraturan Bank Indonesia Nomor 20/4/PBI/2018 tentang Rasio Intermediasi Makroprudensial dan Penyangga Likuiditas Makroprudensial bagi Bank Umum Konvensional, Bank Umum Syariah, dan Unit Usaha Syariah".

Selain ketentuan di atas, berdasarkan Peraturan Bank Indonesia ("PBI") No. 23/07/PADG/2021 yang berlaku sejak 1 Mei 2021 dan Peraturan Bank Indonesia ("PBI") No. 21/22/PADG/2019 yang berlaku sejak 28 November 2019, terdapat perubahan perhitungan GWM *Financing to Deposit Ratio* ("FDR") menjadi RIM. Bank harus memelihara tambahan GWM jika RIM Bank kurang dari batas bawah 84% atau melebihi batas atas target Bank Indonesia sebesar 94%.

54. ADDITIONAL INFORMATION NOT REQUIRED BY INDONESIAN FINANCIAL ACCOUNTING STANDARDS *(continued)*

The following additional information is required by applicable regulations and is not required by the Financial Accounting Standards in Indonesia: (continued)

I. The Minimum Statutory Reserve Requirement ("GWM") Ratio *(continued)*

The GWM ratio as at 31 December 2024 and 31 December 2023 are calculated based on Board of Governors Members Regulations ("PADG") No. 24/8/PADG/2022 regarding "The implementation of Minimum Statutory Reserves in Rupiah and Foreign Currency for Conventional Banks, Sharia Banks and Sharia Business Units", as last amended by PADG No. 12 year 2023 dated 27 September 2023 and effectively came into force on 1 October 2023. The new PADG regulates every Sharia Bank and Sharia Business Unit to maintain GWM in Rupiah and foreign exchange, the amount of which is set at 7.5% and 1% of third party funds ("TPF") in Rupiah and foreign exchange.

In calculating the fulfillment of Rupiah statutory reserves, there is a GWM incentive component which is in accordance with the PADG No. 4 year 2024 dated 22 May 2024 concerning "Amendment to the Regulation of the Members of the Board of Governors Number 11 of 2023 concerning the Implementation Regulation of the Macroprudential Liquidity Incentive Policy", as well as disincentives RIM according to Bank Indonesia Regulation Number 21/12/PBI/2019 dated 25 November 2019 concerning "Amendments to Bank Indonesia Regulation Number 20/4/PBI/2018 concerning Macroprudential Intermediation Ratio and Macroprudential Liquidity Buffer for Conventional Commercial Banks, Sharia Commercial Banks, and Sharia Business Unit".

In addition, based on Bank Indonesia Regulation ("PBI") No. 23/07/PADG/2021 which is effective from 1 May 2021 and Bank Indonesia Regulation ("PBI") No. 21/22/PADG/2019 which is effective from 28 November 2019, there are changes in the calculation of GWM Financing to Deposit Ratios ("FDR") to RIM. Bank must pay additional Statutory Reserves if the Bank's RIM is less than the lower limit of 84% or exceeds the upper limit of the Bank Indonesia target of 94%.

54. INFORMASI TAMBAHAN YANG TIDAK DISYARATKAN OLEH STANDAR AKUNTANSI KEUANGAN INDONESIA (lanjutan)

Informasi tambahan berikut merupakan informasi yang disyaratkan oleh regulasi yang berlaku dan tidak disyaratkan oleh Standar Akuntansi Keuangan di Indonesia: (lanjutan)

l. Rasio Giro Wajib Minimum ("GWM") (lanjutan)

Saldo giro pada Bank Indonesia disediakan untuk memenuhi persyaratan GWM dari Bank Indonesia.

Bank telah memenuhi ketentuan Bank Indonesia tentang GWM pada tanggal 31 Desember 2024 dan 2023.

m. Kewajiban Penyediaan Modal Minimum ("KPMM")

Pada tanggal 31 Desember 2024 dan 2023, rasio KPMM Bank dihitung berdasarkan Peraturan OJK No. 21/POJK.03/2014 tanggal 19 November 2014 yang mencabut peraturan sebelumnya. Rasio KPMM pada tanggal 31 Desember 2024 dan 2023 adalah sebagai berikut:

***54. ADDITIONAL INFORMATION NOT REQUIRED BY INDONESIAN FINANCIAL ACCOUNTING STANDARDS** (continued)*

The following additional information is required by applicable regulations and is not required by the Financial Accounting Standards in Indonesia: (continued)

***l. The Minimum Statutory Reserve Requirement ("GWM") Ratio** (continued)*

The balance of current accounts with Bank Indonesia is maintained to meet the GWM of Bank Indonesia.

As at 31 December 2024 and 2023, the Bank has complied with the Bank Indonesia regulations regarding the GWM.

m. Minimum Required Capital Adequacy Ratio ("CAR")

As at 31 December 2024 and 2023, the CAR are calculated based on OJK Regulation No. 21/POJK.03/2014 dated 19 November 2014, as amended in previous regulation. The CARs as at 31 December 2024 and 2023 are as follows:

	2024	2023	
Modal inti	41,685,617	36,095,427	*Core capital*
Modal pelengkap (maksimum 100% dari modal inti)	160,000	200,000	*Supplementary capital (maximum 100% over core capital)*
Cadangan umum penyisihan kerugian aset produktif (maksimum 1,25% dari Aset Tertimbang Menurut Risiko ("ATMR"))	2,105,714	1,819,801	*General reserves of allowance for impairment losses on earning assets (maximum 1.25% of Risk Weighted Assets ("RWA"))*
	43,951,331	38,115,228	
ATMR Risiko Kredit	168,052,923	145,078,091	*RWA for Financing Risk*
ATMR Risiko Pasar	1,693,430	1,640,536	*RWA for Market Risk*
ATMR Risiko Operasional	35,598,536	34,400,820	*RWA for Operational Risk*
	205,344,889	181,119,447	
Rasio KPMM Bank untuk Risiko Kredit dan Risiko Operasional	21.58%	21.24%	*Bank's CAR for Credit Risk and Operational Risk*
Rasio KPMM Bank untuk Risiko Kredit, Risiko Pasar dan Risiko Operasional	21.40%	21.04%	*Bank's CAR for Credit Risk, Market Risk and Operational Risk*
Rasio KPMM yang diwajibkan	9.99%	9.99%	*Minimum CAR*

Berdasarkan profil risiko Bank pada tanggal 31 Desember 2024 dan 2023, yaitu *satisfactory*, maka KPMM minimum pada tanggal 31 Desember 2024 dan 2023, ditetapkan sebesar 9% sampai dengan kurang dari 10%.

Based on the risk profile as at 31 December 2024 and 2023, which is satisfactory, the minimum CAR as at 31 December 2024 and 2023, was determined at 9% to less than 10%.

54. INFORMASI TAMBAHAN YANG TIDAK DISYARATKAN OLEH STANDAR AKUNTANSI KEUANGAN INDONESIA (lanjutan)

Informasi tambahan berikut merupakan informasi yang disyaratkan oleh regulasi yang berlaku dan tidak disyaratkan oleh Standar Akuntansi Keuangan di Indonesia: (lanjutan)

m. Kewajiban Penyediaan Modal Minimum ("KPMM") (lanjutan)

Selain wajib membentuk modal inti dan modal pelengkap, Bank wajib untuk memenuhi *Countercyclical Buffer* yang ditetapkan dalam kisaran 0% sampai dengan 2,5% dari ATMR sesuai dengan POJK No. 21/POJK.03/2014 tentang Kewajiban Penyediaan Modal Minimum Bank Umum Syariah.

Hasil penilaian menunjukan bahwa Bank mampu untuk memenuhi KPMM sesuai dengan profil risiko dan mampu memenuhi ketentuan tambahan modal (*buffer*).

n. Rasio piutang, pembiayaan dan pinjaman usaha kecil

Rasio piutang, pembiayaan dan pinjaman usaha kecil terhadap jumlah piutang, pembiayaan dan pinjaman syariah yang diberikan Bank adalah sebesar 18,86% dan 18,93% masing-masing pada tanggal 31 Desember 2024 dan 2023.

o. Batas Maksimum Penyaluran Dana dan Penyaluran Dana Besar ("BMPD")

Dalam laporan Batas Maksimum Penyaluran Dana dan Penyaluran Dana Besar ("BMPD") kepada Otoritas Jasa Keuangan pada tanggal 31 Desember 2024 dan 2023 tidak terdapat piutang, pembiayaan dan pinjaman pihak terkait yang melampaui ketentuan BMPD.

Pihak terkait dalam ketentuan BMPD adalah perorangan atau perusahaan yang mempunyai hubungan pengendalian dengan Bank, baik secara langsung maupun tidak langsung, melalui hubungan kepemilikan, kepengurusan, dan/atau keuangan.

p. Posisi Devisa Neto ("PDN")

Perhitungan PDN didasarkan pada Peraturan Bank Indonesia No. 5/13/PBI/2003 tanggal 1 Juli 2003 sebagaimana telah diubah terakhir dengan Peraturan Bank Indonesia No. 17/5/PBI/2015 tanggal 29 Mei 2015. Berdasarkan peraturan tersebut, Bank diwajibkan untuk menjaga rasio PDN maksimum 20% dari jumlah modal. PDN adalah penjumlahan nilai absolut yang dinyatakan dalam Rupiah dari selisih bersih antara aset dan liabilitas dalam mata uang asing dan selisih bersih dari tagihan dan liabilitas komitmen dan kontinjensi yang dicatat dalam rekening administratif yang didenominasi dalam setiap mata uang asing.

***54. ADDITIONAL INFORMATION NOT REQUIRED BY INDONESIAN FINANCIAL ACCOUNTING STANDARDS** (continued)*

The following additional information is required by applicable regulations and is not required by the Financial Accounting Standards in Indonesia: (continued)

***m. Minimum Required Capital Adequacy Ratio ("CAR")** (continued)*

In addition to provide core capital and supplementary capital, the Bank is required to provide Countercyclical Buffer ranging from 0% to 2.5% of RWA based on POJK regulation No. 21/POJK.03/2014 regarding the Minimum Required Capital Adequacy Ratio of Sharia Bank.

The assessment result shows that the Bank has met the Minimum CAR in accordance with its risk profile and met additional capital buffer requirement.

n. Small business receivables, financing and funds ratio

The ratio of small business receivables, financing and funds to total sharia receivables, financing and funds are 18.86% and 18.93% as at 31 December 2024 and 2023, respectively.

o. Maximum Limit for Distribution of Funds and Distribution of Large Funds ("BMPD")

Based on the Maximum Limit for Distribution of Funds and Distribution of Large Funds ("BMPD") to the Financial Services Authority as at 31 December 2024 and 2023 there are no receivables, financing and funds related parties which exceeded the BMPD regulation.

Related parties in BMPD regulation are individuals or companies that have a controlling relationship with the Bank, either directly or indirectly, through ownership, management and/or financial relationships.

p. Net Open Position ("NOP")

The NOP is calculated based on Bank Indonesia Regulation No. 5/13/PBI/2003 dated 1 July 2003 which was last amended by Bank Indonesia Regulation No. 17/5/PBI/2015 dated 29 May 2015. Based on this regulation, the Bank is required to maintain NOP ratio at a maximum of 20% of the total capital. The NOP is the sum of the absolute values, which are stated in Rupiah, of the net difference between the assets and liabilities denominated in each foreign currency and the net difference of the receivables and payables of commitments and contingencies recorded in the administrative accounts denominated in each foreign currency.

54. INFORMASI TAMBAHAN YANG TIDAK DISYARATKAN OLEH STANDAR AKUNTANSI KEUANGAN INDONESIA (lanjutan)

Informasi tambahan berikut merupakan informasi yang disyaratkan oleh regulasi yang berlaku dan tidak disyaratkan oleh Standar Akuntansi Keuangan di Indonesia: (lanjutan)

54. ADDITIONAL INFORMATION NOT REQUIRED BY INDONESIAN FINANCIAL ACCOUNTING STANDARDS *(continued)*

The following additional information is required by applicable regulations and is not required by the Financial Accounting Standards in Indonesia: (continued)

p. Posisi Devisa Neto ("PDN") (lanjutan)

PDN Bank pada tanggal 31 Desember 2024 dan 2023 adalah sebagai berikut:

p. Net Open Position ("NOP") *(continued)*

The NOP of Bank as at 31 December 2024 and 2023 are as follows:

	2024			
Mata uang	**Aset/ *Assets***	**Liabilitas/ *Liabilities***	**Posisi devisa neto/ *Net open position***	***Currencies***
Laporan Posisi Keuangan dan Rekening Administratif				***Statements of Financial Position and Administrative Accounts***
Dolar Amerika Serikat	25,296,035	24,636,104	659,931	*United States Dollar*
Riyal Saudi Arabia	351,576	82,187	269,389	*Saudi Arabian Riyal*
Dolar Singapura	40,635	27,204	13,431	*Singapore Dollar*
Euro Eropa	22,580	17,507	5,073	*European Euro*
Yuan China	19,607	-	19,607	*Chinese Yuan*
Dolar Australia	9,329	210	9,119	*Australian Dollar*
Dirham Uni Emirat Arab	6,941	22	6,919	*United Arab Emirates Dirham*
Pound Sterling Inggris	6,510	-	6,510	*Great Britain Pound Sterling*
Yen Jepang	2,903	-	2,903	*Japanese Yen*
Dolar Hong Kong	262	-	262	*Hong Kong Dollar*
			993,144	
Modal (Catatan 54m)			43,951,331	*Capital (Note 54g)*
Rasio PDN			2.26%	***NOP Ratio***

	2023			
Mata uang	**Aset/ *Assets***	**Liabilitas/ *Liabilities***	**Posisi devisa neto/ *Net open position***	***Currencies***
Laporan Posisi Keuangan dan Rekening Administratif				***Statements of Financial Position and Administrative Accounts***
Dolar Amerika Serikat	18,384,635	19,159,278	774,643	*United States Dollar*
Riyal Saudi Arabia	562,858	412,237	150,621	*Saudi Arabian Riyal*
Dolar Singapura	18,788	14,313	4,475	*Singapore Dollar*
Euro Eropa	16,889	15,533	1,356	*European Euro*
Dolar Australia	5,114	29	5,085	*Australian Dollar*
Dirham Uni Emirat Arab	2,092	-	2,092	*United Arab Emirates Dirham*
Pound Sterling Inggris	2,052	-	2,052	*Great Britain Pound Sterling*
Yen Jepang	1,452	157	1,295	*Japanese Yen*
Dolar Hong Kong	251	-	251	*Hong Kong Dollar*
			941,870	
Modal (Catatan 54m)			38,115,228	*Capital (Note 54g)*
Rasio PDN			2.47%	***NOP Ratio***

q. Manajemen risiko

Risiko operasional

Risiko operasional adalah risiko kerugian yang diakibatkan oleh proses internal yang kurang memadai, kegagalan proses internal, adanya kesalahan manusia, kegagalan sistem, dan/atau adanya kejadian/insiden eksternal yang mempengaruhi operasional Bank.

Pengelolaan risiko operasional selaras dengan pengembangan upaya pengendalian internal. Salah satu upaya yang dilakukan adalah penerapan pengendalian internal di cabang melalui pemisahan tugas dan tanggung jawab, mekanisme *dual control* dalam pelaksanaan fungsi transaksi, deviasi/otorisasi, pembatasan otoritas sistem akses, peningkatan kompetensi karyawan, dan pelaksanaan audit internal.

q. Risk management

Operational risk

Operational risk is the risk of loss resulting from inadequate internal processes, internal processes failures, human errors, system failures and/or external events/incidents that affect the Bank's operations.

Operational risk management is aligned with the development of internal control efforts. One of the efforts made is the implementation of internal control at the branch through the separation of duties and responsibilities, dual control mechanism in the implementation of the transaction function, deviation/ authorisation, restrictions on access to the system authority, increasing employee's competence and the implementation of internal audit.

54. INFORMASI TAMBAHAN YANG TIDAK DISYARATKAN OLEH STANDAR AKUNTANSI KEUANGAN INDONESIA (lanjutan)

Informasi tambahan berikut merupakan informasi yang disyaratkan oleh regulasi yang berlaku dan tidak disyaratkan oleh Standar Akuntansi Keuangan di Indonesia: (lanjutan)

q. Manajemen risiko (lanjutan)

Risiko operasional (lanjutan)

Tindakan yang diambil oleh Bank untuk meminimalkan risiko operasional di antaranya sebagai berikut:

1) Menyusun manual produk, kebijakan, prosedur dan petunjuk teknis operasional sebagai panduan dalam melaksanakan aktivitas operasional Bank dan mensosialisasikannya secara memadai.

2) Membentuk *Senior Operational Risk Head* (“SORH”) yang mengkoordinir fungsi *Decentralized Compliance and Operational Risk* (”DCOR”) dan *Regional Business Control* (”RBC”) dalam rangka pengelolaan risiko operasional di unit kerja Kantor Pusat dan unit jaringan.

3) Menyiapkan *tools* yang digunakan dalam penerapan manajemen risiko operasional, antara lain *Risk & Control Self Assessment, Key Risk Indicator, Loss Event Database*, Laporan Profil Risiko Operasional, dan *Control Testing.*

4) Melakukan kajian & analisis risiko operasional atas produk baru yang diusulkan dan atau kegiatan yang akan diluncurkan oleh Bank.

5) Menerapkan *Business Continuity Management* (“BCM”) untuk memastikan kelangsungan operasional Bank secara terus menerus meskipun terjadi gangguan (bencana) untuk melindungi kepentingan *stakeholders*.

6) Melakukan proses rekrutmen yang memadai untuk memastikan integritas dan kompetensi calon karyawan termasuk penerapan *Know Your Employee* (“KYE”), memberikan pelatihan dan sertifikasi yang berkesinambungan, meningkatkan kesadaran risiko melalui berbagai program *risk awareness*, serta menerapkan kebijakan *reward* dan *punishment* yang mendorong peningkatan kinerja dan disiplin pegawai.

54. ADDITIONAL INFORMATION NOT REQUIRED BY INDONESIAN FINANCIAL ACCOUNTING STANDARDS *(continued)*

The following additional information is required by applicable regulations and is not required by the Financial Accounting Standards in Indonesia: (continued)

q. Risk management *(continued)*

Operational risk *(continued)*

The actions taken by the Bank to minimise operational risks include the following:

1) Prepare product manuals, policies, procedures and operational technical instructions as a guidance in carrying out the Bank operational activities and socialise them adequately.

2) Establish a Senior Operational Risk Head (“SORH”) who coordinates Decentralized Compliance and Operational Risk (“DCOR”) and Regional Business Control (“RBC”) functions in the framework of operational risk management in the Head Office work units and network units.

3) Preparing tools used in implementing operational risk management, including Risk & Control Self Assessment, Key Risk Indicators, Loss Event Database, Operational Risk Profile Reports and Control Testing.

4) Performing operational risk review & analysis for proposed new products or activities which will be launched by the Bank.

5) Applying a Business Continuity Management (“BCM”) to ensure the continuity of operations of the Bank despite the disturbance (disaster) and to protect the interests of stakeholders.

6) Conducting an adequate recruitment process to ensure the integrity and competence of prospective employees, including the implementation of Know Your Employee (“KYE”), providing continuous training and certification, enhancing risk awareness through various risk awareness programs, and implementing reward and punishment policies that encourage improved employee performance and discipline.

54. INFORMASI TAMBAHAN YANG TIDAK DISYARATKAN OLEH STANDAR AKUNTANSI KEUANGAN INDONESIA (lanjutan)

Informasi tambahan berikut merupakan informasi yang disyaratkan oleh regulasi yang berlaku dan tidak disyaratkan oleh Standar Akuntansi Keuangan di Indonesia: (lanjutan)

q. Manajemen risiko (lanjutan)

Risiko hukum

Risiko hukum adalah risiko akibat tuntutan hukum dan/atau kelemahan aspek yuridis. Timbulnya risiko hukum antara lain dapat disebabkan karena ketiadaan peraturan perundang-undangan yang mendukung atau kelemahan perikatan, seperti tidak dipenuhinya syarat sahnya kontrak atau pengikatan agunan yang tidak sempurna. Sebagai perusahaan yang diatur oleh hukum Republik Indonesia, Bank harus selalu mematuhi semua hukum dan peraturan yang dikeluarkan oleh Bank Indonesia/Otoritas Jasa Keuangan ("OJK") sebagai regulator dalam industri perbankan di Indonesia serta ketentuan lain yang berkaitan dengan kegiatan usaha yang dilakukan oleh Bank.

Risiko hukum yang timbul dapat berupa tuntutan kerugian material ataupun immaterial apabila Bank tidak mematuhi ketentuan dan peraturan yang berlaku. Jika terjadi tuntutan kerugian terhadap Bank dalam jumlah yang cukup material, maka secara langsung dapat mempengaruhi kinerja keuangan Bank.

Dalam mengelola risiko hukum, Bank melakukan tindakan di antaranya:

1) Melakukan reviu terhadap kebijakan dan prosedur operasi standar yang terkait dengan pengelolaan risiko hukum sesuai dengan peraturan yang berlaku.
2) Mengembangkan organisasi hukum yang kuat.
3) Standarisasi akad dan perjanjian kerja sama sesuai dengan peraturan yang berlaku.
4) Menentukan kebijakan cadangan perkara.

Risiko kepatuhan

Risiko kepatuhan adalah risiko yang timbul dari kegagalan Bank dalam mematuhi dan/atau menerapkan peraturan perundang-undangan yang berlaku dan prinsip-prinsip Syariah. Dalam industri perbankan, Bank wajib mematuhi peraturan yang dikeluarkan oleh Pemerintah, Bank Indonesia, OJK, dan Dewan Syariah Nasional.

***54. ADDITIONAL INFORMATION NOT REQUIRED BY INDONESIAN FINANCIAL ACCOUNTING STANDARDS** (continued)*

The following additional information is required by applicable regulations and is not required by the Financial Accounting Standards in Indonesia: (continued)

***q. Risk management** (continued)*

Legal risk

Legal risk is the risk due to lawsuits and/or weaknesses of juridical aspects. The emergence of legal risk can be caused by the absence of supporting laws and regulations or the weakness of the agreement, such as non-compliance with the legal terms of the contract or imperfect binding of collateral. As a company governed by the laws of the Republic of Indonesia, the Bank must comply with all applicable laws and regulations issued by Bank Indonesia/Financial Service Authority ("OJK") as a regulator in the banking industry in Indonesia as well as other regulations relating to business activities carried out by the Bank.

Legal risk that arise can be in the form of claims for material or immaterial losses if the Bank does not comply with the applicable rules and regulations. If there is a claim for losses against the Bank in a material amount, it can directly affect the Bank's financial performance.

In managing legal risk, the Bank performs actions such as:

1) Conducting a review of policies and standard operating procedures related to the management of legal risk in accordance with applicable regulations.
2) Developing a strong legal organisation.
3) Standardising contract and cooperation agreement in accordance with applicable regulations.
4) Determining the case provision policy.

Compliance risk

Compliance risk is the risk arising from the Bank failures in complying and/or applying applicable laws and regulations and Sharia principles. In the banking industry, the Bank is required to comply with regulations issued by the Government, Bank Indonesia, OJK and the National Sharia Boards.

54. INFORMASI TAMBAHAN YANG TIDAK DISYARATKAN OLEH STANDAR AKUNTANSI KEUANGAN INDONESIA (lanjutan)

Informasi tambahan berikut merupakan informasi yang disyaratkan oleh regulasi yang berlaku dan tidak disyaratkan oleh Standar Akuntansi Keuangan di Indonesia: (lanjutan)

q. Manajemen risiko (lanjutan)

Risiko kepatuhan (lanjutan)

Secara umum, risiko kepatuhan terkait erat dengan hukum yang berlaku dan peraturan, yang mengatur Bank, seperti:

1) Rasio Kewajiban Penyediaan Modal Minimum ("KPMM");
2) Kualitas Aset Produktif;
3) Penyisihan Penghapusan Aset ("PPA");
4) Batas Maksimum Pemberian Pembiayaan;
5) *Good Corporate Governance* ("GCG"); dan
6) Rencana Bisnis Bank ("RBB").

Ketidakmampuan Bank untuk mengikuti dan mematuhi semua hukum dan peraturan yang terkait dengan kegiatan usaha perbankan dapat mempengaruhi kelangsungan Bank.

Dalam mengelola risiko kepatuhan, Bank melakukan tindakan di antaranya:

1) Meningkatkan pemahaman tentang GCG dan kode etik.
2) Penguatan pelaksanaan GCG dan memastikan bahwa semua debitur pembiayaan untuk memenuhi semua kebutuhan pembiayaan.
3) Menyusun dan menyampaikan laporan GCG kepada Otoritas Jasa Keuangan.
4) Meningkatkan pelaksanaan *Know Your Customer* ("KYC"), Anti Pencucian Uang ("APU"), dan Pencegahan Pendanaan Teroris ("PPT").
5) Meningkatkan pelaksanaan *compliance certification*.
6) Bekerja sama dengan Dewan Pengawas Syariah dalam memastikan kepatuhan Bank terhadap prinsip syariah.
7) Memberdayakan Kepatuhan Syariah untuk mereviu dan menganalisis kepatuhan dari produk Bank/kegiatan dengan prinsip syariah.

***54. ADDITIONAL INFORMATION NOT REQUIRED BY INDONESIAN FINANCIAL ACCOUNTING STANDARDS** (continued)*

The following additional information is required by applicable regulations and is not required by the Financial Accounting Standards in Indonesia: (continued)

***q. Risk management** (continued)*

***Compliance risk** (continued)*

In general, this risk is closely related to compliance with applicable laws and regulations, which governs the Bank, such as:

1) Capital Adequacy Ratio ("CAR");
2) Quality of Earning Assets;
3) Allowance of Earning Assets ("PPA");
4) Legal Lending Limit;
5) Good Corporate Governance ("GCG"); and
6) Bank Business Plan ("RBB").

The inability of the Bank to follow and comply with all laws and regulations related to banking activities may affect the continuity of the Bank.

In managing the compliance risks, the Bank performs actions such as:

1) Improving understanding of GCG and the code of conduct.
2) Strengthening GCG implementation and ensuring that all financing debtors meet all financing needs.
3) Preparing and submitting GCG to Financial Services Authority.
4) Increasing the implementation of the Know Your Customer ("KYC"), Anti Money Laundering ("APU") and the Prevention of Financing for Terrorism ("PPT").
5) Improving the implementation of compliance certification.
6) Working closely with the Sharia Supervisory Board in ensuring compliance of the Bank with sharia principles.
7) Empowering Sharia Compliance to review and analyse the compliance of the Bank's products/activities with sharia principles.

ANNUAL REPORT 2024

LEVEL UP TO THE NEXT JOURNEY

BSI BANK SYARIAH INDONESIA
Sahabat Finansial, Sosial & Spiritual

Head Office
Gedung The Tower
Jl. Gatot Subroto No. 27
Kelurahan Karet Semanggi,
Kecamatan Setiabudi,
Jakarta Selatan 12930

Contact
BSI Call - 14040
Telp. 62081584114040
contactus@bankbsi.co.id

Bank Syariah Indonesia @banksyariahindonesia Bank Syariah Indonesia bankbsi_id