2023 Laporan Tahunan
Annual Report

Chandra Asri

Transformation through Partnership for Growth

Transformasi melalui Kemitraan untuk Pertumbuhan




Chandra Asri



Sanggahan dan Batasan Tanggung Jawab
Disclaimer and Scope of Responsibilities

Laporan Tahunan 2023 PT Chandra Asri Pacific Tbk ("Chandra Asri Group", "Perseroan") ini disusun untuk memenuhi ketentuan pelaporan hasil kinerja Perseroan pada periode 1 Januari 2023 sampai dengan 31 Desember 2023 kepada regulator. Laporan Tahunan ini disusun berdasarkan Peraturan Otoritas Jasa Keuangan No. 29/POJK.04/2016 tentang Laporan Tahunan Emiten atau Perusahaan Publik dengan muatan konten sesuai Surat Edaran Otoritas Jasa Keuangan No. 16/SEOK.04/2021 tentang Bentuk dan Isi Laporan Tahunan Emiten atau Perusahaan Publik.

Laporan Tahunan ini memuat pernyataan terkait tujuan, kebijakan, rencana, strategi, serta realisasi kinerja operasional dan keuangan yang disusun berdasarkan data faktual yang dapat dipertanggungjawabkan kebenarannya. Sedangkan, pernyataan-pernyataan prospektif dalam Laporan Tahunan ini dibuat berdasarkan berbagai asumsi mengenai kondisi terkini dan kondisi mendatang Perseroan, serta lingkungan bisnis yang terkait, sehingga dapat mengakibatkan perkembangan aktual secara material berbeda dari yang dilaporkan. Oleh karena itu, Perseroan tidak menjamin bahwa pernyataan atau informasi prospektif tersebut menjadi dasar utama dalam pengambilan keputusan ataupun akan membawa hasil tertentu sesuai harapan.

Laporan Tahunan ini disajikan dalam 2 (dua) bahasa, yaitu Bahasa Indonesia dan Bahasa Inggris yang mudah dibaca dan dapat diunduh di situs resmi Perseroan, yaitu: https://www.chandra-asri.com.

The 2023 Annual Report of PT Chandra Asri Pacific Tbk (later stated as the Company) is prepared in order to comply with the reporting regulatory requirements to report the Company's performance for the period from 1 January 2023 to 31 December 2023. The Annual Report is prepared according to Financial Services Authority Regulation No. 29/POJK.04/2016 on Annual Report of Issuers or Public Companies with the contents as outlined in Financial Services Authority Circular Letter No. 16/SEOK.04/2021 concerning the Form and Contents of Annual Report of Issuers and Public Companies Reports.

This Annual Report contains statements about the Company's objectives, policies, plans, and strategies, as well as its operational and financial results, which are based on verifiable facts. Meanwhile, the forward-looking statements contained in this Annual Report are based on assumptions about the Company's current and future conditions, as well as the related business environment, and therefore, actual developments may be materially different from the reported information. Therefore, the Company shall have no obligation to guarantee that the aforementioned statements and information will become the basis of decision-making or will produce specific results as expected.

This Annual Report is presented in 2 (two) languages, i.e., Indonesian and English, which are easy to read and can be downloaded on the Company's official website: https://www.chandra-asri.com.

PENJELASAN TEMA
Theme Explanation



2023

Transformation through Partnership for Growth

Transformasi melalui Kemitraan untuk Pertumbuhan

Tahun 2023 menjadi momentum penting dalam perjalanan bisnis Chandra Asri Group. Pada tahun buku tersebut, Perseroan secara resmi telah bertransformasi menjadi perusahaan solusi kimia dan infrastruktur, setelah 31 tahun fokus di sektor petrokimia hingga menjadi perusahaan petrokimia terintegrasi yang terbesar di Indonesia.

Seiring dengan inisiatif transformasi melalui diversifikasi bisnis serta bertambahnya anak usaha, nama perusahaan pun mengalami penyesuaian menjadi PT Chandra Asri Pacific Tbk. Perubahan nama ini mempertegas seluruh langkah bisnis Perseroan agar memberikan dampak positif yang signifikan bagi para pemangku kepentingan.

Dampak positif itu, terutama diwujudkan melalui inisiatif kemitraan strategis, yang selaras dengan *brand promise* Chandra Asri Group, yakni "Mitra Pertumbuhan" atau "*Growth Partner*". Perseroan akan menggandeng mitra investasi, baik untuk pengembangan lini bisnis kimia maupun infrastruktur demi menciptakan pertumbuhan yang berkelanjutan.

The year 2023 was a significant turning point in Chandra Asri Group's business journey. In that financial year, the Company officially transformed into a chemical and infrastructure solutions company after 31 years of focusing on the petrochemical sector to become the largest petrochemical company in Indonesia.

In line with transformation initiatives through business diversification and the expansion of subsidiaries, the Company also changed its name to PT Chandra Asri Pacific Tbk. This name change emphasizes all of the Company's business initiatives to significantly benefit stakeholders.

This positive impact is mainly realized through aligned strategic partnership initiatives with the Chandra Asri Group brand promise, i.e., 'Growth Partner.' The Company will collaborate with investment partners, both for the development of chemical business lines and infrastructure, to create sustainable growth.

KESINAMBUNGAN TEMA
Theme Continuity



2022

Enhancing, Strengthening, and Growing Excellence
Meningkatkan, Memperkuat, dan Menumbuhkan Keunggulan

Tahun 2022 adalah tahun yang penuh tantangan, tetapi PT Chandra Asri Petrochemical Tbk (Perseroan), memperlihatkan ketahanan keuangan yang baik. Ketahanan di bidang keuangan ini terutama ditunjukkan melalui *liquidity pool* Perseroan yang besar, baik dari fasilitas *Committed Revolving Credit*, surat berharga, serta kas dan setara kas. Bahkan, Chandra Asri menjadi perusahaan pertama di Indonesia yang menjadi penerima fasilitas *Sustainability-Linked Trade* dari UOB. Fasilitas ini diberikan mengingat komitmen dan progres Chandra Asri dalam meningkatkan standar kinerja keberlanjutan.

Komitmen di bidang keberlanjutan dan aspek Lingkungan, Sosial, dan Tata Kelola (*Environmental, Social, and Governance* atau ESG) memang terus menjadi fokus Chandra Asri untuk bisnis berkelanjutan. Wujud dari komitmen tersebut, pada tahun 2022, Perseroan telah melahirkan kerangka (*framework*) di bidang ESG berjudul "RESPONSIBLE".

Perseroan juga fokus pada pertumbuhan yang memberikan manfaat bagi banyak pemangku kepentingan. Upaya ini, antara lain, diwujudkan melalui perjanjian jual beli saham bersyarat (CSPA) dengan PT Krakatau Sarana Infrastruktur (KSI) untuk dua anak perusahaannya PT Krakatau Daya Listrik (KDL) dan PT Krakatau Tirta Industri (KTI). Strategi korporasi tersebut memperkuat dan meningkatkan fundamental bisnis Chandra Asri.

The year of 2022 was a challenging year, however PT Chandra Asri Petrochemical Tbk (the Company) was financially resilient. This financial sector resilience was primarily demonstrated by the Company's large liquidity pool, which includes Committed Revolving Credit facilities, securities, as well as cash and cash equivalents. In fact, Chandra Asri was the first company in Indonesia to be granted a UOB Sustainability-Linked Trade facility. This facility was granted in recognition of Chandra Asri's dedication and progress in improving sustainability performance standards.

Chandra Asri's focus on sustainable business continues to be commitment to sustainability and Environmental, Social, and Governance (ESG) aspects. As a manifestation of this commitment, the Company developed the "RESPONSIBLE" ESG framework in 2022.

The Company was also focusing on growth that will benefit a wide range of stakeholders. This effort was made possible, among other things, by the conditional share sale and purchase agreement (CSPA) with PT Krakatau Sarana Infrastruktur (KSI) for its two subsidiaries, PT Krakatau Daya Listrik (KDL) and PT Krakatau Tirta Industri (KTI). This corporate strategy strengthens and enhances the fundamentals of Chandra Asri's business.



2021

Kemitraan Strategis untuk Masa Depan Lebih Baik
Strategic Partnership for a Better Future

Pada tahun 2021, PT Chandra Asri Petrochemical Tbk (Perseroan) menuntaskan kemitraan senilai Rp*15,5* triliun dengan Thai Oil Public Company Limited (Thaioil), Perusahaan asal Thailand yang fokus pada bisnis pengolahan minyak. Melalui kemitraan ini, Thaioil memperoleh kepemilikan 15% saham di Perseroan.

Bersama Thaoil dan pemegang saham lainnya serta seluruh karyawan, Perseroan akan membangun kompleks petrokimia kedua (CAP2), sehingga menggandakan hasil produksi Perseroan menjadi lebih dari 8 juta ton per tahun. Meningkatnya kemampuan produksi ini akan memberikan kontribusi besar bagi perekonomian nasional, karena selama ini sebagian besar produk petrokimia masih didatangkan melalui impor, sehingga menjadi beban neraca perdagangan.

In 2021, PT Chandra Asri Petrochemical Tbk (the Company) entered into a partnership agreement worth Rp*15.5* trillion with Thai Oil Public Company Limited (Thaioil), a company from Thailand that focuses on the oil processing business. Through this partnership, Thaioil gains a 15% stake in the Company.

Together with Thaioil, other shareholders, and all employees, the Company will build the second petrochemical complex (CAP2), thereby doubling the Company's production to more than 8 million tons per year. This increased production capacity would make a major contribution to the national economy, since most of the petrochemical products are still imported, thus weighing on the trade balance.



2020

Menjaga Ketahanan & Menghantarkan Keunggulan
Maintaining Resilience & Delivering Excellence

Ketidakpastian ekonomi serta tantangan-tantangan yang datang dari kondisi eksternal sepanjang tahun 2020 berhasil dilalui Chandra Asri dengan baik. Kinerja seluruh sektor bisnis yang terhambat mendorong Perseroan untuk mewujudkan berbagai perbaikan serta bekerja lebih keras dan cerdas.

Dari aspek operasional, Chandra Asri menyelesaikan Pembangunan pabrik MTBE & B1 pertama di Indonesia dan mulai mengoperasikan *Enclosed Ground Flare* di kompleks petrokimia dengan total investasi sebesar US$14 juta untuk meminimalkan dampak lingkungan dan sosial.

Sementara dari aspek finansial, Chandra Asri tetap dipercaya oleh para pemangku kepentingan. Perseroan memperoleh fasilitas keuangan dari mitra bank dan berhasil menerbitkan obligasi 1 triliun Rupiah yang 100% terserap secara penuh bahkan dalam masa-masa sulit ini.

Dengan menjaga komitmen dan konsistensi, Chandra Asri akan terus berusaha untuk memberikan kinerja terbaik bagi Indonesia.

Chandra Asri managed to survive through economic uncertainties and challenges from external conditions throughout 2020. The performance of all business sectors that is currently being hampered has driven the Company to improve, work harder, and think smarter.

In terms of operations, Chandra Asri completed the construction of the first MTBE & B1 plants in Indonesia and started the operation of the Enclosed Ground Flare in its petrochemical complex with a total investment of US$14 million to minimize environmental and social impact.

In terms of finances, Chandra Asri was still trusted by its stakeholders. The Company obtained financial facilities from its financial partners and successfully issued a 1 trillion Rupiah bond, which was 100% fully subscribed even in these challenging times.

Through strong commitment and consistency, the Company strived to perform its best for Indonesia.



DAFTAR ISI
Table of Contents

i Sanggahan dan Batasan Tanggung Jawab
Disclaimer and Scope of Responsibilities

1 Penjelasan Tema
Theme Explanation

2 Kesinambungan Tema
Theme Continuity

IKHTISAR KINERJA 2023
PERFORMANCE HIGHLIGHTS 2023 6

16 Ikhtisar Keuangan 2023
2023 Financial Highlights

17 Ikhtisar Operasional
Operational Highlights

18 Ikhtisar Saham
Shares Highlights

23 Penghargaan dan Sertifikasi
Award and Certification

33 Peristiwa Penting 2023
2023 Significant Events

LAPORAN MANAJEMEN
MANAGEMENT REPORT 42

44 Laporan Dewan Komisaris
Report from the Board of Commissioners

54 Laporan Direksi
Report from the Board of Directors

PROFIL PERUSAHAAN
COMPANY PROFILE 66

68 Identitas Perusahaan
Corporate Identity

70 Riwayat Singkat Perusahaan
Brief History of the Company

76 Visi, Misi, dan Nilai-nilai Perusahaan
Vision, Mission, and Corporate Values

78 Kegiatan Usaha
Business Activities

84 Wilayah Operasional
Operational Area

86 Struktur Organisasi
Organization Structure

89 Profil Dewan Komisaris
Board of Commissioners Profile

106 Profil Direksi
Board of Directors Profile

129 Informasi Pemegang Saham
Shareholders Information

133 Entitas Anak dan Perusahaan Asosiasi
Subsidiaries and Associated Entities

136 Kronologi Pencatatan Saham
Share Listing Chronology

138 Kronologi Pencatatan Efek Lainnya
Chronology of Other Securities Listing

142 Kantor Akuntan Publik
Public Accounting Firm

ANALISIS DAN PEMBAHASAN MANAJEMEN
MANAGEMENT DISCUSSION AND ANALYSIS 148

150 Tinjauan Ekonomi dan Industri
Economic and Industry Overview

151 Tinjauan Operasional
Operational Overview

157 Tinjauan Kinerja Keuangan
Financial Performance Overview

TATA KELOLA PERUSAHAAN
CORPORATE GOVERNANCE 176

184 Rapat Umum Pemegang Saham
General Meeting of Shareholders

208 Dewan Komisaris
Board of Commissioners

219 Direksi
Board of Directors

235 Komite Audit
Audit Committee

242 Komite Remunerasi
Remuneration Committee

246 Sekretaris Perusahaan
Corporate Secretary

251 Unit Audit Internal
Internal Audit Unit

262 Sistem Manajemen Risiko
Risk Management System

274 Perkara Penting dan Sanksi Administratif yang Dihadapi
Litigations and Administrative Sanctions

284 Penerapan Pedoman Tata Kelola Perusahaan Terbuka
Implementation of Governance Guidelines for Public Companies

SUMBER DAYA MANUSIA
HUMAN RESOURCES 290

296 Profil Sumber Daya Manusia
Human Resources Management Profile

297 Pelatihan dan Pengembangan Kompetensi Sumber Daya Manusia
Human Resources Management Competence Training and Development

TANGGUNG JAWAB SOSIAL DAN LINGKUNGAN
SOCIAL AND ENVIRONMENTAL RESPONSIBILITY 304

306 Laporan Tanggung Jawab Sosial dan Lingkungan
Social and Environmental Responsibility Report

SURAT PERNYATAAN ANGGOTA DIREKSI DAN ANGGOTA DEWAN KOMISARIS TENTANG TANGGUNG JAWAB ATAS LAPORAN TAHUNAN 2023 PT CHANDRA ASRI PACIFIC TBK
STATEMENT OF RESPONSIBILITY OF THE BOARD OF DIRECTORS AND BOARD OF COMMISSIONERS MEMBERS ON PT CHANDRA ASRI PACIFIC TBK ANNUAL REPORT YEAR 2023 308

LAPORAN KEUANGAN KONSOLIDASIAN
CONSOLIDATED FINANCIAL STATEMENTS 310

REFERENSI SEOJK NO. 16/SEOJK.04/2021: LAPORAN TAHUNAN EMITEN ATAU PERUSAHAAN PUBLIK
SEOJK NO. 16/SEOJK.04/2021: ANNUAL REPORT OF PUBLIC COMPANY 458

Chandra Asri



01

IKHTISAR KINERJA 2023

Performance Highlights 2023





CHANDRA ASRI GROUP

Diversifikasi dan Pencapaian 2023
Chandra Asri Group Diversification and Achievements 2023

Diversifikasi | Diversification

Mengawali tahun 2023, Chandra Asri Group menandatangani perjanjian *Shareholders Agreement* (SHA) dengan PT Krakatau Sarana Infrastruktur (KSI), anak usaha PT Krakatau Steel Tbk (Persero). Perjanjian tersebut merupakan bagian penting dalam proses akuisisi 2 (dua) entitas anak usaha KSI, yakni PT Krakatau Daya Listrik, kini berubah nama menjadi PT Krakatau Chandra Energi (KCE) dan PT Krakatau Tirta Industri (KTI).

Chandra Asri Group entered into a Shareholders Agreement (SHA) with PT Krakatau Sarana Infrastruktur (KSI), a subsidiary of PT Krakatau Steel Tbk (Persero), effective in 2023. This agreement is an important part of the acquisition of 2 (two) KSI subsidiary entities: PT Krakatau Daya Listrik, which is now known as PT Krakatau Chandra Energi (KCE), and PT Krakatau Tirta Industri.



Aksi korporasi terus berlanjut. Pertengahan tahun 2023, Perseroan melalui KCE, meningkatkan kepemilikan sahamnya di PT Krakatau Posco Energy (KPE) yang adalah *joint venture* dengan POSCO Energy, produsen energi terkemuka dunia menjadi 45% melalui penambahan modal investasi sebesar US$200 juta. Dengan demikian, melalui KCE, Chandra Asri Group memiliki PT Krakatau Sarana Energi (KSE) dan KPE.

Setelah mengonsolidasikan bisnis infrastruktur energi kelistrikan dan air, Chandra Asri Group beranjak membenahi sektor kepelabuhanan. Sektor bisnis ini akan fokus dikembangkan di tahun 2024.

Selaras dengan perluasan lini bisnis serta menjadi bagian dalam proses transformasi, Perseroan melakukan perubahan nama entitas, dari PT Chandra Asri Petrochemical Tbk menjadi PT Chandra Asri Pacific Tbk yang selanjutnya disebut dengan "Chandra Asri Group" atau "Perseroan". Perubahan nama ini mempertegas seluruh langkah bisnis Perseroan untuk memberikan dampak positif yang signifikan bagi para pemangku kepentingan.

Seiring dengan perubahan arah bisnis, Chandra Asri Group mengganti visi misinya sebagai berikut:

Visi: Perusahaan Solusi Kimia dan Infrastruktur Terkemuka di Indonesia.

Misi: Di Chandra Asri, kami berdedikasi untuk meningkatkan kehidupan, masyarakat dan lingkungan. Misi kami dibangun di atas pilar solusi inovatif dan kemitraan yang kuat dengan komitmen kokoh terhadap keberlanjutan, keselamatan dan praktik terbaik.

Corporate actions continue. In mid-2023, the Company through KCE increased its share ownership in PT Krakatau Posco Energy (KPE), a joint venture with POSCO Energy, the world's leading energy producer, to 45% through an additional $200 million in investment capital. Thus, through KCE, PT Krakatau Sarana Energi (KSE) and KPE are owned by the Chandra Asri Group.

After consolidating its electricity and water energy infrastructure business, Chandra Asri Group focused on improving the port sector. This business sector will be developed further in 2024.

As part of the business line expansion and transformation process, the Company changed its entity name from PT Chandra Asri Petrochemical Tbk to PT Chandra Asri Pacific Tbk, hereinafter referred to as the "Chandra Asri Group" or "the Company". This name change emphasizes all of the Company's business phases, resulting in a significant positive impact for stakeholders.

In response to changes in business orientation, Chandra Asri Group updated its vision and mission as follows:

Vision: Indonesia's leading chemical and infrastructure solutions company.

Mission: At Chandra Asri, we are dedicated to improving people's lives, communities, and the environment. Our mission is based on innovative solutions and strong partnerships, with a commitment to sustainability, safety, and best practices.

Diversifikasi: Lini Bisnis Makin Beragam
Diversification: Business Lines are Becoming More Diverse

Pengembangan bisnis melalui diversifikasi dilakukan oleh Chandra Asri Group setelah melihat cerahnya peluang bisnis di sektor solusi infrastruktur, terutama di bidang listrik, air, dan kepelabuhanan. Sektor-sektor tersebut akan mendukung bisnis utama Perseroan di bidang kimia, termasuk yang sudah berjalan selama ini: industri petrokimia terintegrasi.

Dari sisi keuangan, diversifikasi akan mendukung pendapatan Chandra Asri Group sebelum memperhitungkan bunga, pajak, depresiasi, dan amortisasi (EBITDA) sehingga lebih stabil. Mengingat di sektor energi listrik kepemilikan saham Perseroan adalah mayoritas, maka kinerja keuangannya yang positif akan dikonsolidasikan.

Kondisi tersebut menjadi penyeimbang bagi dinamika bisnis Perseroan di bidang petrokimia yang sangat elastis. Sektor ini sangat rentan terhadap perubahan eksternal yang terjadi, baik karena dinamika harga minyak mentah yang menjadi bahan baku, maupun kondisi pasar yang selama ini dikuasai oleh Tiongkok sebagai produsen utama.

Chandra Asri Group pursued business development through diversification after seeing prospective possibilities in the infrastructure solutions sector, especially in the fields of electricity, water, and ports. These sectors will support the Company's main business in the field of chemical, including the integrated petrochemical industry, which has been operational until now.

From a financial perspective, diversification will support Chandra Asri Group's earnings before interest, taxes, depreciation, and amortization (EBITDA), making it more stable. Given that the Company owns the majority of the shares in the electrical energy sector, its strong financial performance will be consolidated.

This condition provides balance to the Company's highly elastic business dynamics in the petrochemical sector. This sector is very vulnerable to external changes, both due to fluctuations in the price of crude oil, which is the raw material, and the market conditions, which have been dominated by China as the main producer.

Lini Bisnis
Business Line

- Chandra Asri chemicals
- Chandra Asri ports
- Chandra Asri infrastructure
- Chandra Asri water
- Chandra Asri trading
- Chandra Asri energy

Lini Bisnis Kimia Chemical Business Line

Walaupun lini bisnis Chandra Asri Group telah terdiversifikasi semakin beragam, sektor kimia tetap menjadi bisnis inti (*core business*). Selain bisnis petrokimia, Chandra Asri Group melalui PT Chandra Asri Perkasa (CAP2) dengan anak perusahaan PT Chandra Asri Alkali (CAA) sedang menyiapkan Pabrik Chlor-Alkali dan Ethylene Dichloride (CA-EDC) berskala dunia, sebagai bagian dari rekonfigurasi CAP2. Pabrik tersebut akan memproduksi kaustik soda lebih dari 400 ribu metrik ton per tahun dan Ethylene Dichloride sebanyak 500 ribu metrik ton per tahun.

Even though Chandra Asri Group's business lines have expanded to become more diverse, the chemical sector remains as its core business. Apart from the petrochemical business, the Chandra Asri Group, through PT Chandra Asri Perkasa (CAP2) and its subsidiary company PT Chandra Asri Alkali (CAA), is constructing a world-scale Chlor-Alkali and Ethylene Dichloride (CA-EDC) as part of CAP2 reconfiguration. The plant will generate over 400 thousand metric tons of caustic soda per year and 500 thousand metric tons of Ethylene Dichloride per year.

Sebagai bagian dari akselerasi pembangunan pabrik, Perseroan telah menandatangani perjanjian *basic engineering and licensing* dengan Asahi Kasei Corporation (AKC) dari Jepang. AKC merupakan pemegang lisensi terkemuka kelas dunia dengan kekayaan intelektual canggih untuk pembangunan Pabrik Chlor-Alkali berskala dunia.

As part of its efforts to accelerate plant construction, the Company has signed a basic engineering and licensing agreement with Japan's Asahi Kasei Corporation. AKC is a leading global licensee with cutting-edge intellectual property for the construction of world-scale Chlor-Alkali plant.

Produk EDC yang dihasilkan dapat membantu kekurangan bahan baku di Asia Tenggara akibat meningkatnya permintaan pada rantai produk vinyl. Ethylene Dichloride umumnya digunakan sebagai bahan kimia perantara pembuatan PVC (Polyvinyl Chloride), yaitu plastik yang umum digunakan pada pipa di sektor konstruksi. Dengan pembangunan pabrik EDC ini, Perseroan turut berkontribusi pada pendapatan negara dan pertumbuhan ekonomi melalui ekspor dengan secara berkelanjutan menangkap peluang bisnis yang ada.

The EDC products produced can help solve the raw material shortage in Southeast Asia as demand for vinyl products increases. Ethylene Dichloride is typically used as an intermediate chemical in the production of PVC (Polyvinyl Chloride), a plastic commonly used in construction pipes. By building this EDC plant, the Company contributes to state income and economic growth through exports while also sustainably taking advantage of existing business opportunities.

Dari sisi internal Chandra Asri Group, kehadiran pabrik CA-EDC akan ikut mendorong kinerja dalam ekosistem Perseroan, baik di lini bisnis solusi infrastruktur maupun petrokimia. Pemanfaatan listrik dan air berpotensi meningkat. Bahkan, proyek pabrik tersebut selaras dengan rencana Perseroan yang sedang mengembangkan kompleks petrokimia skala dunia kedua, yakni CAP2.

Internally, the presence of the CA-EDC plant will help boost performance in the Company's ecosystem, including in infrastructure solutions and petrochemical business lines. In fact, the plant project is consistent with the Company's plans to build the second world-scale petrochemical complex, CAP2.

Ridha Wirakusumah
Ketua Dewan Direktur INA
Chairman of the INA Board of Directors

" Kami sangat senang dapat bekerja sama dengan Chandra Asri, produsen petrokimia terbesar dan terintegrasi di Indonesia, dalam kemitraan strategis ini. Kolaborasi ini sangat selaras dengan tema investasi prioritas kami untuk mendukung hilirisasi rantai nilai nikel—komponen penting dalam pengembangan industri kendaraan listrik.

We are thrilled to join forces with Chandra Asri, Indonesia's largest integrated petrochemical producer, as we embark on this strategic partnership. This collaboration aligns perfectly with our prioritized investment theme to support the downstreaming of the nickel value chain — a critical component for the development of the electric vehicle industry. "

Erwin Ciputra
Presiden Direktur dan CEO Chandra Asri
President Director and CEO of Chandra Asri

" Pabrik Chlor-Alkali ini akan membantu memenuhi kebutuhan Indonesia dan Asia Tenggara terhadap Kaustik Soda dan EDC yang terus meningkat. Pabrik ini akan mengurangi impor Indonesia dan meningkatkan ekspor negara dengan cara yang bermakna dan berkelanjutan. Karena itu, kami senang dapat menjajaki peluang kerja sama dengan INA.

This Chlor-Alkali plant will help meet Indonesia and South-East Asia's growing needs for Caustic Soda and EDC. The plant will reduce Indonesia's imports and boost the nation's exports, in a meaningful and sustainable way. Therefore, we are delighted to explore this opportunity with INA. "

Lini Bisnis Infrastruktur Infrastructure Business Line

Lini bisnis infrastruktur dikonsolidasikan di bawah PT Chandra Daya Investasi (CDI). Pada tahun 2023, Perseroan bermitra dengan Electric Generating Public Company Limited atau EGCO Group (EGCO), produsen energi independen dari Thailand. Melalui suntikan investasi senilai US$194 juta, EGCO memiliki 30% saham di CDI. Dengan demikian, kepemilikan saham Chandra Asri Group dipertahankan sebesar 70%.

Sebagai entitas induk, CDI memiliki 4 (empat) entitas anak: PT Krakatau Chandra Energi (KCE) dengan kepemilikan saham 70%; PT Krakatau Tirta Industri (KTI) dengan saham 49%; PT Redeco Petrolin Utama (RPU) dengan saham 50,75%; dan PT Chandra Samudera Port dengan saham 99,99%.

Lini bisnis infrastruktur ini akan memperkuat bisnis utama Perseroan, yaitu sektor kimia. Proyek pembangunan kompleks petrokimia berskala global kedua yang dilakukan oleh CAP2 akan mendapatkan dukungan penuh dari lini bisnis infrastruktur.

PENGEMBANGAN LISTRIK

Kegiatan usaha di bidang listrik dikelola oleh PT Krakatau Chandra Energi (KCE) (sebelumnya dikenal dengan nama

The infrastructure business line was consolidated under PT Chandra Daya Investasi (CDI). In 2023, the Company collaborated with Electric Generating Public Company Limited, also known as the EGCO Group (EGCO), a Thai independent energy producer. Through an investment injection of US$194 million, EGCO owns 30% of shares in CDI. Hence, the Chandra Asri Group maintains a 70% share ownership.

As a parent entity, CDI has four subsidiaries: PT Krakatau Chandra Energi (KCE), with 70% ownership; PT Krakatau Tirta Industri (KTI), with 49% ownership; PT Redeco Petrolin Utama (RPU), with 50.75% ownership; and PT Chandra Samudera Port, with 99.99% ownership.

This infrastructure business line will strengthen the Company's core business, the chemical sector and support the development of second world-scale petrochemical complex project, CAP2.

THE DEVELOPMENT OF ELECTRICITY

PT Krakatau Chandra Energi (KCE) (formerly known as PT Krakatau Daya Listrik) manages electricity-related business

PT Krakatau Daya Listrik) yang membawahi 2 (dua) entitas: PT Krakatau Posco Energy (KPE) dan PT Krakatau Sarana Energi.

Perusahaan-perusahaan yang mengembangkan listrik di bawah Chandra Asri Group, selama ini telah memiliki pasar tetap (*captive*) untuk memasok energi listrik hasil produksinya. Dengan demikian, kinerjanya di bidang operasional dapat mendukung kinerja keuangan Perseroan secara konsolidasi.

Ke depan, Chandra Asri Group akan mengembangkan pembangkit listrik dengan bahan baku energi baru terbarukan. Perseroan melihat adanya peluang untuk masuk ke sektor Pembangkit Listrik Tenaga Air (PLTA), sebagai bagian dari pengembangan energi masa depan. Energi listrik yang dihasilkan tidak hanya dijual ke konsumen di luar grup, tetapi juga untuk menunjang fasilitas produksi kimia Perseroan.

Pada tahun 2023, Chandra Asri Group telah memasang panel surya di berbagai proyek dengan kapasitas energi listrik terbarukan sebesar 958 kWp. Produk listrik yang disalurkan ke pelanggan dan untuk pemakaian Perseroan sendiri itu diperkirakan menghemat pemanfaatan listrik sebesar 40% per tahun. Bahkan, ikut melestarikan lingkungan karena dapat mengurangi emisi karbon hingga 561 ton CO_2 per tahun.

Selain itu, Perseroan juga telah mendukung Proyek Strategis Nasional PLTS Terapung Cirata dengan menyediakan material bahan bagi pelampung (*floaters*) sistem panel surya. Dengan memanfaatkan resin HD Blow UB5206H milik Chandra Asri Group, pelampung pada proyek PLTS Terapung Cirata dirancang khusus untuk menahan beban panel surya, komponen listrik, dan peralatan terkait lainnya guna memastikan operasional yang aman dan andal.

PEMANFAATAN AIR

Di sektor infrastruktur air, bisnis Chandra Asri Group dikelola oleh perusahaan asosiasi yaitu PT Krakatau Tirta industri (KTI), yang 49% sahamnya dimiliki oleh CDI. Ke depan, bisnis energi listrik Perseroan akan bekerja sama dengan KTI untuk membangun pembangkit listrik tenaga surya di Bendungan Cipasauran, Kabupaten Serang, Banten.

Air yang dikelola oleh KTI ini juga akan mendukung bisnis Chandra Asri Group, mengingat setiap perluasan usaha, seperti yang dilakukan pada bisnis kimia Perseroan, membutuhkan air. Saat ini, Perseroan sedang mengembangkan kompleks petrokimia kedua berskala global dan Pabrik Chlor-Alkali dan Ethylene Dichloride (CA-EDC). Dengan demikian, produksi KTI akan bermanfaat besar bagi Perseroan karena masuk dalam ekosistem bisnis kimia Chandra Asri Group.

activities and oversees two entities: PT Krakatau Posco Energy (KPE) and PT Krakatau Sarana Energi.

Companies that develop electricity under the Chandra Asri Group have so far had a captive market to supply the electrical energy they produce. Hence, its operational performance can contribute to the Company's overall financial performance.

In the future, Chandra Asri Group will develop power plants using new and renewable energy raw materials. The Company sees an opportunity to enter the Hydroelectric Power Plant (PLTA) sector, as part of future energy development. The electrical energy produced is not only sold to consumers outside the group but also to support the Company's chemical production facilities.

Pada tahun 2023, Chandra Asri Group telah memasang panel surya di berbagai proyek dengan kapasitas energi listrik terbarukan sebesar 958 kWp. Electrical products that are distributed to customers and for the Company's own use are estimated to reduce the use of electricity by 40% per year. It even helps preserve the environment because it can reduce carbon emissions by up to 561 tons of CO_2 per year.

Apart from that, the Company has supported the Cirata Floating Solar Power Plant (PLTS) National Strategic Project by supplying materials for solar panel system floaters. The floats on the Cirata Floating PLTS project utilize Chandra Asri Group's HD Blow UB5206H resin and are specifically designed to withstand the weight of solar panels, electrical components, and other related equipment, ensuring safe and reliable operation.

WATER UTILIZATION

In the water infrastructure sector, the Chandra Asri Group business is managed by associated company PT Krakatau Tirta Industri, whose 49% shares are owned by CDI. In the future, the Company's electrical energy business will collaborate with KTI to build a solar power plant in Cipasauran Dam, Serang Regency, Banten.

The water managed by KTI will also support the Chandra Asri Group's business, as every business expansion, including that carried out in the Company's chemical business, requires water. The Company is currently developing the second world-scale petrochemical complex as well as a Chlor-Alkali and Ethylene Dichloride (CA-EDC) plant. Thus, KTI production will be extremely beneficial to the Company because it is part of the Chandra Asri Group chemical business ecosystem.



Pencapaian
Achievement

Kinerja Keuangan
Financial Performance

(dalam ribuan US$ | in thousands of US$)

Aset
Assets

2023	5.614.452	5,614,452
2022	4.929.871	4,929,871
2021	4.993.060	4,993,060

EBITDA
EBITDA

2023	129.968	129,968
2022	5.263	5,263
2021	356.185	356,185

Pendapatan
Revenues

2023	2.159.932	2,159,932
2022	2.384.591	2,384,591
2021	2.580.425	2,580,425

Kas dan Setara Kas
Cash and Cash Equivalents

2023	1.439.797	1,439,797
2022	1.403.973	1,403,973
2021	1.579.128	1,579,128

Komitmen Keberlanjutan
Sustainability Commitment

#INDONESIAASRI DARI CHANDRA ASRI GROUP

Chandra Asri Group meluncurkan kampanye #IndonesiaAsri, sebuah kampanye yang menginspirasi serta mengedukasi masyarakat khususnya generasi muda untuk menerapkan gaya hidup berkelanjutan demi mewujudkan Indonesia yang asri. Kampanye ini merupakan wujud dari komitmen keberlanjutan Perseroan menjadi "Mitra Pertumbuhan" bagi setiap generasi untuk menciptakan dampak positif bagi lingkungan dan masyarakat.

PROPER EMAS

Chandra Asri Group berhasil memperoleh Apresiasi Program Penilaian Peringkat Kinerja Perusahaan (PROPER) dalam Pengelolaan Lingkungan Hidup 2023 dari Kementerian Lingkungan Hidup dan Kehutanan (KLHK) dengan predikat EMAS untuk pabrik petrokimia di Ciwandan dan HIJAU untuk pabrik petrokimia di Pulo Ampel. PROPER EMAS ini berhasil diraih berkat capaian eco-inovasi pengembangan solusi kreatif dan berkelanjutan.

KONTRIBUSI PENURUNAN EMISI KARBON

Chandra Asri Group melalui anak usahanya PT Krakatau Chandra Energi berhasil memasang panel surya di berbagai proyek, termasuk industri dan ritel, dengan total kapasitas listrik Energi Baru dan Terbarukan (EBT) mencapai 958 kWp (Kilowatt Peak) pada tahun 2023. Keberhasilan pembangunan panel surya ini dapat menghemat pemakaian listrik hingga 40% per tahun serta mengurangi emisi karbon hingga 561 ton CO_2 per tahun.

100 KILOMETER ASPAL PLASTIK

Chandra Asri Group telah menuntaskan pembangunan infrastruktur hijau (*green infrastructure*) berupa jalan dari bahan campuran aspal plastik sepanjang lebih dari 100 kilometer pada tahun 2023. Jalan yang dibangun di berbagai daerah di Indonesia adalah hasil kolaborasi dengan berbagai pihak yang merupakan bagian dari program ekonomi sirkular Perseroan, yakni "Aspal Plastik untuk Indonesia Asri". Gelaran aspal plastik sepanjang 120,8 km ini telah mengalihkan 1.086 kilogram sampah plastik kresek dari Tempat Pembuangan Akhir (TPA).

#INDONESIAASRI FROM CHANDRA ASRI GROUP

Chandra Asri Group launched the #IndonesiaAsri campaign, which inspires and educates the public, particularly the younger generation, to adopt a sustainable lifestyle in order to create a beautiful Indonesia. This campaign is a manifestation of the Company's sustainability commitment to being a "Growth Partner" for every generation in order to have a positive environmental and societal impact.

PROPER GOLD

Chandra Asri Group obtained Appreciation for the 2023 Corporate Performance Rating Program (PROPER) in Environmental Management from the Ministry of Environment and Forestry (KLHK), with the title GOLD for the petrochemical plant in Ciwandan and GREEN for the petrochemical plant in Pulo Ampel. This GOLD PROPER was successfully achieved through achievement in eco-innovations in developing creative and sustainable solutions.

CONTRIBUTION TO REDUCING CARBON EMISSIONS

Chandra Asri Group, through its subsidiary PT Krakatau Chandra Energi, has successfully installed solar panels in various projects, including industry and retail, with a total New and Renewable Energy (EBT) electricity capacity of 958 kWp (Kilowatt Peak) by 2023. The success of this solar panel development could reduce electricity consumption by up to 40% per year and carbon emissions by up to 561 tons of CO_2.

100 KILOMETERS OF PLASTIC ASPHALT

Chandra Asri Group has completed the construction of green infrastructure in the form of a more than 100-kilometer road made of plastic asphalt in 2023. The roads, which were built in various regions of Indonesia, were built in collaboration with various parties who are part of the Company's circular economy program, 'Plastic Asphalt for a Beautiful Indonesia'. This 120.8-kilometer stretch of plastic asphalt has diverted 1,086 kilograms of plastic waste from the Landfill (TPA).

IKHTISAR KEUANGAN 2023
2023 Financial Highlights

Uraian	2023	2022	2021*	Description
Laporan Laba Rugi dan Penghasilan Komprehensif Lain Konsolidasian				**Consolidated Statements of Profit Loss and Other Comprehensive Income**
Pendapatan	2.159.932	2.384.591	2.580.425	Revenues
Beban Pokok Pendapatan	(2.078.102)	(2.395.545)	(2.235.404)	Cost of Revenues
(Rugi) Laba Bruto	81.830	(10.954)	345.021	Gross (Loss) Profit
(Rugi) Laba Tahun Berjalan	(31.547)	(149.399)	151.869	(Loss) Profit for the Year
Diatribusikan kepada Pemilik Entitas Induk	(33.576)	(149.538)	151.986	Attributable to Owners of the Company
Diatribusikan kepada Kepentingan Non Pengendali	2.029	139	(117)	Attributable to Non-Controlling Interests
Jumlah (Rugi) Penghasilan Komprehensif Tahun Berjalan	(34.043)	(109.418)	152.155	Total Comprehensive (Loss) Income for the Year
Diatribusikan kepada Pemilik Entitas Induk	(36.009)	(109.557)	152.266	Attributable to Owners of the Company
Diatribusikan kepada Kepentingan Non Pengendali	1.966	139	(111)	Attributable to Non-Controlling Interests
Laba (Rugi) Bersih per Saham Dasar (dalam US$ penuh)	(0,0005)	(0,0021)	0,0021	Basic Earnings (Loss) per Share (in full US$ amount)
EBITDA	129.968	5.263	356.185	EBITDA
Laporan Posisi Keuangan Konsolidasian				**Consolidated Statements of Financial Position**
Jumlah Aset	5.614.452	4.929.871	4.993.060	Total Assets
Jumlah Liabilitas	2.620.552	2.120.765	2.060.588	Total Liabilities
Jumlah Ekuitas	2.993.900	2.809.106	2.932.472	Total Equity
Modal Kerja Bersih	2.020.098	1.673.861	1.994.591	Net Working Capital
Rasio Keuangan				**Financial Ratios**
Marjin Laba Kotor (%)	3,8	(0,5)	13,4	Gross Profit Margin (%)
Marjin Laba Bersih (%)	(1,5)	(6,3)	5,9	Net Profit Margin (%)
Rasio Kas (X)	1,8	2,3	2,2	Cash Ratio (X)
Rasio Lancar (X)	3,5	3,8	3,1	Current Ratio (X)
Rasio Liabilitas terhadap Ekuitas (X)	0,9	0,8	0,7	Liability to Equity Ratio (X)
Rasio Liabilitas terhadap Aset (X)	0,5	0,4	0,5	Liability to Assets Ratio (X)
Rasio Utang terhadap Modal (X)	0,4	0,4	0,3	Debt to Capital Ratio (X)
Rasio Laba (Rugi) terhadap Aset (%)	(0,6)	(3,0)	3,0	Return on Assets Ratio (%)
Rasio Laba (Rugi) terhadap Ekuitas (%)	(1,1)	(5,3)	7,4	Return on Equity Ratio (%)
Rasio Laba (Rugi) terhadap Pendapatan/ Penjualan (%)	(1,5)	(6,3)	5,9	Return on Sales Ratio (%)

*disajikan kembali
*restated

IKHTISAR OPERASIONAL
Operational Highlights

Volume Produksi
Production Volume

(dalam kilo ton | in kilo tons)

Ethylene

2023	743
2022	724
2021	864

Mixed C4

2023	243
2022	233
2021	270

Styrene Monomer

2023	205
2022	217
2021	302

Propylene

2023	425
2022	408
2021	482

Polyethylene

2023	650
2022	589
2021	692

Butadiene & by-product

2023	262
2022	205
2021	268

Pygas

2023	179
2022	206
2021	275

Polypropylene

2023	517
2022	531
2021	543

Butene-1 & MTBE & by-products

2023	213
2022	80
2021	139

Volume Penjualan
Sales Volume

(dalam kilo ton | in kilo tons)

Ethylene

2023	54
2022	94
2021	95

Mixed C4

2023	0
2022	28
2021	0

Propylene

2023	6
2022	33
2021	43

Styrene Monomer

2023	210
2022	221
2021	301

Polyethylene

2023	647
2022	588
2021	681

Butadiene & by-product

2023	172
2022	165
2021	183

Pygas

2023	168
2022	209
2021	303

Polypropylene

2023	511
2022	533
2021	540

Butene-1 & MTBE & by-products

2023	81
2022	37
2021	65

IKHTISAR SAHAM
Share Highlights

Rincian kinerja saham Chandra Asri Group secara triwulanan dalam 2 (dua) tahun buku, yaitu 2022-2023 diuraikan dalam tabel di bawah ini.

The table below outlines the quarterly performance of Chandra Asri Group shares over the period of 2 (two) fiscal years, 2022-2023.

Periode Period	Harga Terendah (Rp) Lowest Price (Rp)	Harga Tertinggi (Rp) Highest Price (Rp)	Harga Penutupan (Rp) Closing Price (Rp)	Volume Transaksi Transaction Volume	Jumlah Saham Beredar Total Outstanding Shares	Kapitalisasi Pasar (Jutaan Rp) Market Capitalization (million Rp)
2023						
Kuartal I Quarter I	2.130	2.560	2.340	582.908.000	86.551.545.092	202.530.616
Kuartal II Quarter II	2.010	2.360	2.100	479.265.000	86.551.545.092	181.758.245
Kuartal III Quarter III	1.995	2.760	2.530	703.791.200	86.551.545.092	218.975.049
Kuartal IV Quarter IV	2.520	6.125	5.250	1.873.377.800	86.551.545.092	454.395.612
2022						
Kuartal I Quarter I	1.794	2.700	2.525	1.092.959.200	21.627.886.273	218.441.651
Kuartal II Quarter II	2.206	2.781	2.250	681.584.400	21.627.886.273	194.650.976
Kuartal III Quarter III	2.119	2.650	2.400	948.020.800	86.551.545.092	207.627.708
Kuartal IV Quarter IV	2.270	2.610	2.570	835.810.000	86.551.545.092	222.334.671

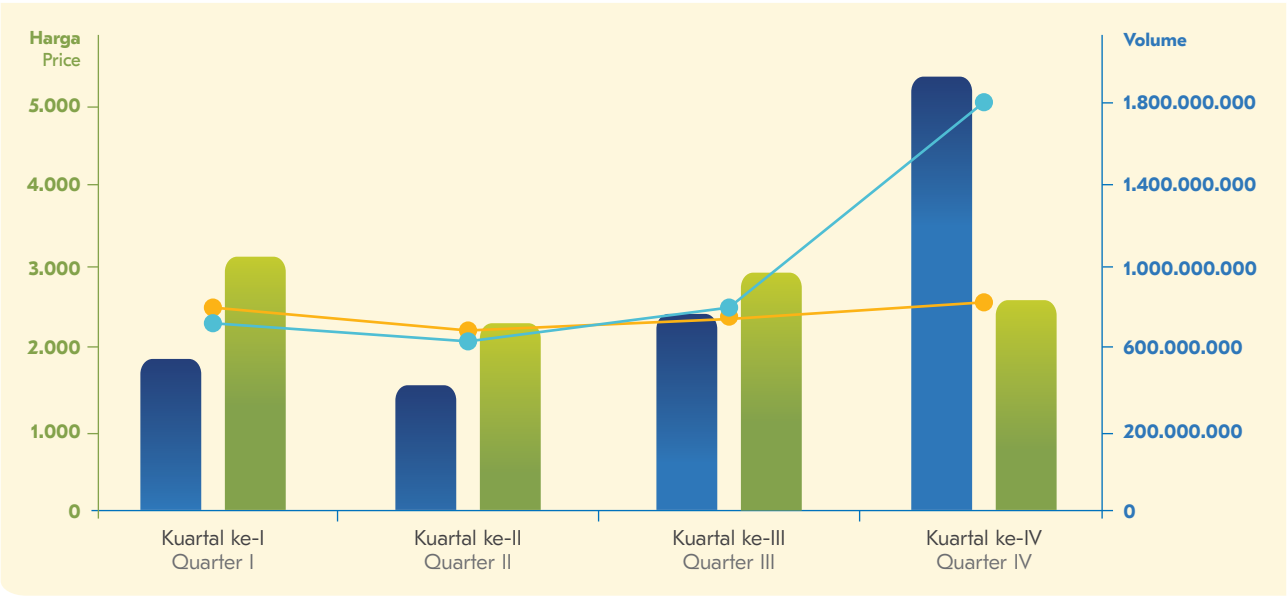

Harga Penutupan 2022
Closing Price 2022

Harga Penutupan 2023
Closing Price 2023

Volume Perdagangan 2022
Trade Volume 2022

Volume Perdagangan 2023
Trade Volume 2023

AKSI KORPORASI
Corporate Action

Pada tahun 2023 PT Chandra Asri Pacific Tbk ("Chandra Asri Group", "Perseroan") tidak melakukan aksi korporasi yang menyebabkan perubahan pada saham, baik berupa pemecahan saham (*stock split*), penggabungan saham (*reverse stock*), dividen saham, saham bonus, perubahan nilai nominal saham, penerbitan efek konversi, serta penambahan dan pengurangan modal.

In 2023, PT Chandra Asri Pacific Tbk ("Chandra Asri Group", "Company") did not carry out corporate actions that result in share changes, such as stock splits, reverse stock, share dividends, bonus shares, changes in the nominal value of shares, the issuance of convertible securities, or capital additions and reductions.

INFORMASI PENGHENTIAN SAHAM SEMENTARA
Information on the Temporary Suspension of Shares

Pada tanggal 21 Desember 2023, terjadi peningkatan harga kumulatif yang signifikan pada saham Perseroan. Dalam rangka meredam dinamika yang berkembang demi melindungi investor, PT Bursa Efek Indonesia memandang perlu untuk melakukan penghentian sementara perdagangan saham Perseroan pada perdagangan tanggal 22 Desember 2023. Saham Perseroan diperdagangkan kembali pada tanggal 27 Desember 2023.

On 21 December 2023, the Company's cumulative share price increased significantly. In order to reduce the developing dynamics and protect investors, the Indonesia Stock Exchange believes it is necessary to temporarily suspend trading in the Company's shares on 22 December 2023. The Company's shares were traded again on 27 December 2023.

IKHTISAR OBLIGASI, SUKUK, ATAU LAINNYA
Highlights of Bonds, Sukuk, or Other Securities

Tahun Penerbitan Issuance Year	Nama Obligasi Name of Bonds	Nilai Emisi (Rp) Total Issuance (Rp)	Tingkat Kupon p.a. (%) Rate Coupon per annum (%)	Tanggal Jatuh Tempo Maturity Date	Peringkat Awal Obligasi Initial Bonds Rating	Peringkat Akhir Obligasi Latest Bonds Rating
2017	Obligasi Berkelanjutan I Chandra Asri Petrochemical Tahap I Tahun 2017 - Seri C Shelf Registration Bond I Chandra Asri Petrochemical Phase I Year 2017 - Series C	229.750.000.000	9,75	12 Desember 2024 12 December 2024	idAA-(Pefindo)	idAA-(Pefindo)

Tahun Penerbitan Issuance Year	Nama Obligasi Name of Bonds	Nilai Emisi (Rp) Total Issuance (Rp)	Tingkat Kupon p.a. (%) Rate Coupon per annum (%)	Tanggal Jatuh Tempo Maturity Date	Peringkat Awal Obligasi Initial Bonds Rating	Peringkat Akhir Obligasi Latest Bonds Rating
2018	Obligasi Berkelanjutan I Chandra Asri Petrochemical Tahap II Tahun 2018 Seri - C Shelf Registration Bond I Chandra Asri Petrochemical Phase II Year 2018 - Series C	300.000.000.000	9,00	1 Maret 2025 1 March 2025	idAA-(Pefindo)	idAA-(Pefindo)
2020	Obligasi Berkelanjutan II Chandra Asri Petrochemical Tahap III Tahun 2020 Shelf Registration Bond II Chandra Asri Petrochemical Phase III Year 2020	750.000.000.000	8,70	12 Februari 2025 12 February 2025	idAA-(Pefindo)	idAA-(Pefindo)
2020	Obligasi Berkelanjutan III Chandra Asri Petrochemical Tahap I Tahun 2020 - Seri B Shelf Registration Bond III Chandra Asri Petrochemical Phase I Year 2020 - Series B	357.700.000.000	8,70	26 Agustus 2025 26 August 2025	idAA-(Pefindo)	idAA-(Pefindo)
2020	Obligasi Berkelanjutan III Chandra Asri Petrochemical Tahap I Tahun 2020 - Seri C Shelf Registration Bond III Chandra Asri Petrochemical Phase I Year 2020 - Series C	113.500.000.000	9,20	26 Agustus 2027 26 August 2027	idAA-(Pefindo)	idAA-(Pefindo)
2021	Obligasi Berkelanjutan III Chandra Asri Petrochemical Tahap III Tahun 2021 - Seri A Shelf Registration Bond III Chandra Asri Petrochemical Phase III Year 2021 - Series A	50.000.000.000	7,80	15 April 2024 15 April 2024	idAA-(Pefindo)	idAA-(Pefindo)
2021	Obligasi Berkelanjutan III Chandra Asri Petrochemical Tahap III Tahun 2021 - Seri B Shelf Registration Bond III Chandra Asri Petrochemical Phase III Year 2021 - Series B	587.950.000.000	8,50	15 April 2026 15 April 2026	idAA-(Pefindo)	idAA-(Pefindo)
2021	Obligasi Berkelanjutan III Chandra Asri Petrochemical Tahap III Tahun 2021 - Seri C Shelf Registration Bond III Chandra Asri Petrochemical Phase III Year 2021 - Series C	362.050.000.000	9,00	15 April 2028 15 April 2028	idAA-(Pefindo)	idAA-(Pefindo)

Tahun Penerbitan Issuance Year	Nama Obligasi Name of Bonds	Nilai Emisi (Rp) Total Issuance (Rp)	Tingkat Kupon p.a. (%) Rate Coupon per annum (%)	Tanggal Jatuh Tempo Maturity Date	Peringkat Awal Obligasi Initial Bonds Rating	Peringkat Akhir Obligasi Latest Bonds Rating
2021	Obligasi Berkelanjutan III Chandra Asri Petrochemical Tahap IV Tahun 2021 - Seri A Shelf Registration Bond III Chandra Asri Petrochemical Phase IV Year 2021 - Series A	266.950.000.000	7,20	29 Oktober 2026 29 October 2026	idAA-(Pefindo)	idAA-(Pefindo)
2021	Obligasi Berkelanjutan III Chandra Asri Petrochemical Tahap IV Tahun 2021 - Seri B Shelf Registration Bond III Chandra Asri Petrochemical Phase IV Year 2021 - Series B	581.500.000.000	8,20	29 Oktober 2028 29 October 2028	idAA-(Pefindo)	idAA-(Pefindo)
2021	Obligasi Berkelanjutan III Chandra Asri Petrochemical Tahap IV Tahun 2021 - Seri C Shelf Registration Bond III Chandra Asri Petrochemical Phase IV Year 2021 - Series C	151.550.000.000	9,00	29 Oktober 2031 29 October 2031	idAA-(Pefindo)	idAA-(Pefindo)
2022	Obligasi Berkelanjutan III Chandra Asri Petrochemical Tahap V Tahun 2022 - Seri A Shelf Registration Bond III Chandra Asri Petrochemical Phase V Year 2022 - Series A	860.000.000.000	7,20	8 Maret 2027 8 March 2027	idAA-(Pefindo)	idAA-(Pefindo)
2022	Obligasi Berkelanjutan III Chandra Asri Petrochemical Tahap V Tahun 2022 - Seri B Shelf Registration Bond III Chandra Asri Petrochemical Phase V Year 2022 - Series B	300.000.000.000	8,10	8 Maret 2029 8 March 2029	idAA-(Pefindo)	idAA-(Pefindo)
2022	Obligasi Berkelanjutan III Chandra Asri Petrochemical Tahap V Tahun 2022 - Seri C Shelf Registration Bond III Chandra Asri Petrochemical Phase V Year 2022 - Series C	240.000.000.000	8,80	8 Maret 2032 8 March 2032	idAA-(Pefindo)	idAA-(Pefindo)
2022	Obligasi Berkelanjutan IV Chandra Asri Petrochemical Tahap I Tahun 2022 - Seri A Shelf Registration Bond IV Chandra Asri Petrochemical Phase I Year 2022 - Series A	1.426.450.000.000	8,00	9 Agustus 2027 9 August 2027	idAA-(Pefindo)	idAA-(Pefindo)

Tahun Penerbitan Issuance Year	Nama Obligasi Name of Bonds	Nilai Emisi (Rp) Total Issuance (Rp)	Tingkat Kupon p.a. (%) Rate Coupon per annum (%)	Tanggal Jatuh Tempo Maturity Date	Peringkat Awal Obligasi Initial Bonds Rating	Peringkat Akhir Obligasi Latest Bonds Rating
2022	Obligasi Berkelanjutan IV Chandra Asri Petrochemical Tahap I Tahun 2022 - Seri B Shelf Registration Bond IV Chandra Asri Petrochemical Phase I Year 2022 - Series B	347.000.000.000	8,60	9 Agustus 2029 9 August 2029	idAA-(Pefindo)	idAA-(Pefindo)
2022	Obligasi Berkelanjutan IV Chandra Asri Petrochemical Tahap I Tahun 2022 - Seri C Shelf Registration Bond IV Chandra Asri Petrochemical Phase I Year 2022 - Series C	226.550.000.000	9,30	9 Agustus 2032 9 August 2032	idAA-(Pefindo)	idAA-(Pefindo)
2023	Obligasi Berkelanjutan IV Chandra Asri Petrochemical Tahap II Tahun 2023 - Seri A Shelf Registration Bond IV Chandra Asri Petrochemical Phase II Year 2023 - Series A	1.022.650.000.000	8,40	28 Februari 2028 28 February 2028	idAA-(Pefindo)	idAA-(Pefindo)
2023	Obligasi Berkelanjutan IV Chandra Asri Petrochemical Tahap II Tahun 2023 - Seri B Shelf Registration Bond IV Chandra Asri Petrochemical Phase II Year 2023 - Series B	227.350.000.000	8,90	28 Februari 2030 28 February 2030	idAA-(Pefindo)	idAA-(Pefindo)
2023	Obligasi Berkelanjutan IV Chandra Asri Petrochemical Tahap III Tahun 2023 - Seri A Shelf Registration Bond IV Chandra Asri Petrochemical Phase III Year 2023 - Series A	361.480.000.000	7,00	27 September 2026 27 September 2026	idAA-(Pefindo)	idAA-(Pefindo)
2023	Obligasi Berkelanjutan IV Chandra Asri Petrochemical Tahap III Tahun 2023 - Seri B Shelf Registration Bond IV Chandra Asri Petrochemical Phase III Year 2023 - Series B	534.760.000.000	7,50	27 September 2028 27 September 2028	idAA-(Pefindo)	idAA-(Pefindo)
2023	Obligasi Berkelanjutan IV Chandra Asri Petrochemical Tahap III Tahun 2023 - Seri C Shelf Registration Bond IV Chandra Asri Petrochemical Phase III Year 2023 - Series C	103.760.000.000	8,00	27 September 2030 27 September 2030	idAA-(Pefindo)	idAA-(Pefindo)

PENGHARGAAN DAN SERTIFIKASI
Award and Certification

Penghargaan | Award



Nama Penghargaan | Name of Award

Atas Kontribusi terhadap Penanganan COVID-19 di Indonesia
Contributions to Handling COVID-19 in Indonesia

Agenda | Agenda

Penghargaan Pemberlakuan Pembatasan Kegiatan Masyarakat (PPKM) Award 2023
2023 Community Activity Restrictions Enforcement (PPKM) Award

Penyelenggara/Pemberi | Organizer

Kementerian Kesehatan Republik Indonesia
The Ministry of Health of the Republic of Indonesia

Tanggal Perolehan | Date

20 Maret 2023
20 March 2023



Nama Penghargaan | Name of Award

Pembayar Pajak Terbaik Tahun 2022
Best Taxpayer 2022

Agenda | Agenda

Penghargaan Pembayar Pajak Terbaik Tahun 2022
Best Taxpayer Award 2022

Penyelenggara/Pemberi | Organizer

KPP Wajib Pajak Besar Dua
Tax Office for Large Taxpayer Two

Tanggal Perolehan | Date

20 Maret 2023
20 March 2023



Nama Penghargaan | Name of Award

Wajib Tera dengan Kepatuhan Tinggi dalam Pelaksanaan Tera/Tera Ulang Alat UTTP (Ukur, Takar, Timbang, dan Perlengkapannya) di Wilayah Kota Cilegon
Mandatory Tera with High Compliance in the Implementation of Tera/Re-Tera of UTTP Tools (measuring, scaling, weighing, and equipment) in the City of Cilegon

Agenda | Agenda

Penghargaan Wajib Tera 2023
2023 Tera Mandatory Award

Penyelenggara/Pemberi | Organizer

Walikota Cilegon
Mayor of Cilegon

Tanggal Perolehan | Date

22 Mei 2023
22 May 2023



Nama Penghargaan | Name of Award

- Penghargaan Kecelakaan Nihil (Zero Accident)
  Zero Accident Award
- Penerapan Sistem Manajemen Keselamatan dan Kesehatan Kerja (SMK3)
  Implementation of the Occupational Safety and Health Management System (SMK3)
- Program Pencegahan dan Pengendalian (P2) HIV/AIDS
  HIV/AIDS Prevention and Control Programme (P2)
- Program Pencegahan dan Pengendalian (P2) COVID-19
  COVID-19 Prevention and Control Programme (P2)

Agenda | Agenda

Penghargaan K3 2023
K3 Awards 2023

Penyelenggara/Pemberi | Organizer

Kementerian Ketenagakerjaan Republik Indonesia
Ministry of Manpower of the Republic of Indonesia

Tanggal Perolehan | Date

22 Juni 2023
22 June 2023



Nama Penghargaan | Name of Award

Pelestarian Lingkungan & Biodiversity
Environmental Conservation & Biodiversity

Agenda | Agenda

Padmamitra Award Tahun 2022
Padmamitra Award 2022

Penyelenggara/Pemberi | Organizer

Forum CSR Indonesia
Indonesian CSR Forum

Tanggal Perolehan | Date

5 Juli 2023
5 July 2023



Nama Penghargaan | Name of Award

Popular Companies & Institutions Awards 2023

Agenda | Agenda

The 4th Indonesia Public Relations Awards 2023

Penyelenggara/Pemberi | Organizer

The Iconomics

Tanggal Perolehan | Date

4 Agustus 2023
4 August 2023



Nama Penghargaan | Name of Award

- CSR & ESG Leadership Award (Gold)
- Best Environmental Excellence Award (Gold)
- Best Community Programme Award (Gold)
- Best CEO (Platinum)

Agenda | Agenda

The 15th Annual Global CSR & ESG Summit & Awards 2023™

Penyelenggara/Pemberi | Organizer

The Pinnacle Group

Tanggal Perolehan | Date

29 Agustus 2023
29 August 2023



Nama Penghargaan | Name of Award

- The Best of The Best 2023 Juara Umum ICSRA 2023, category: Overall Company
  Best of the Best 2023 General Champion ICSRA 2023 Category: Overall Company
- The Best of The Best 2023 Juara Umum ICSRA 2023, category: Environmental Social Governance (ESG)
  Best of The Best 2023 General Champion ICSRA 2023, category: Environmental Social Governance (ESG)
- Edi Rivai The Best Commitment Director ICSRA 2023, category: Environmental Social Governance (ESG) on Social Innovation
- The Best of The Best 2023 Juara Umum ICSRA 2023, category: Overall Company
  Best of The Best 2023 General Champion ICSRA 2023, category: Overall Company

Agenda | Agenda

Indonesia Corporate Social Responsibility Awards VI - 2023

Penyelenggara/Pemberi | Organizer

Economic Review

Tanggal Perolehan | Date

31 Agustus 2023
31 August 2023



Nama Penghargaan | Name of Award

Pemenang Kategori Sirkularitas Sampah Plastik Tipe Bisnis Large Enterprise
Winner in the Category of Plastic Waste Circularity for Large Enterprise

Agenda | Agenda

ASEAN Business Awards 2023

Penyelenggara/Pemberi | Organizer

ASEAN Business Advisory Council (ASEAN-BAC)

Tanggal Perolehan | Date

5 September 2023
5 September 2023



Nama Penghargaan | Name of Award

- Rating Very Good untuk Creative Corporate Reputation
- Rating Very Good dan Top 3 The Best Outtakes untuk Internal PR
- Rating Good untuk ESG Campaign

Agenda | Agenda

Indonesia PR Program of the Year 2023

Penyelenggara/Pemberi | Organizer

MIX MarComm dari SWA Media Group

Tanggal Perolehan | Date

22 September 2023
22 September 2023



Nama Penghargaan | Name of Award

Penghargaan di Sektor Chemicals untuk Kategori Lingkungan (Environment)
Award for the Environmental Category in the Chemicals Industry

Agenda | Agenda

Katadata Corporate Sustainability Awards (KCSA)

Penyelenggara/Pemberi | Organizer

Katadata Insight Center (KIC)

Tanggal Perolehan | Date

29 September 2023
29 September 2023



Nama Penghargaan | Name of Award

Perusahaan Swasta Penyedia Energi Implementatif dalam Transisi Energi diserahkan kepada Krakatau Chandra Energi (sebelumnya Krakatau Daya Listrik)
The Private Company as Implementing Energy Provider in the Energy Transition was handed over to Krakatau Chandra Energi (formerly Krakatau Daya Listrik)

Agenda | Agenda

Anugerah Dewan Energi Nasional (DEN) 2023
National Energy Council (DEN) Awards 2023

Penyelenggara/Pemberi | Organizer

Dewan Energi Nasional

Tanggal Perolehan | Date

20 Oktober 2023
20 October 2023



Nama Penghargaan | Name of Award

Posisi Tiga untuk Kategori "Manajemen Energi di Bangunan dan Industri" dengan Sub-Kategori "Manajemen Energi di Industri Manufaktur Besar"
Third Winner for Category "Energy Management at Buildings and Industry" with Sub-Category "Energy Management at Large Manufacturing Industry"

Agenda | Agenda

Penghargaan Subroto Bidang Efisiensi Energi 2023
Subroto Award in Energy Efficiency 2023

Penyelenggara/Pemberi | Organizer

Kementerian Energi dan Sumber Daya Mineral (ESDM) Republik Indonesia
Ministry of Energy and Mineral Resources Republic of Indonesia

Tanggal Perolehan | Date

30 Oktober 2023
30 October 2023



Nama Penghargaan | Name of Award

GOLD untuk Kategori: Organisasi Besar Barang Sektor Kimia, Farmasi, Tekstil dan Pertambangan
GOLD for Category: Large Organizations in the Chemical, Pharmaceutical, Textile, and Mining Sector Goods

Agenda | Agenda

SNI Award 2023

Penyelenggara/Pemberi | Organizer

Badan Standardisasi Nasional (BSN)
National Standardization Agency (BSN)

Tanggal Perolehan | Date

16 November 2023
16 November 2023



Nama Penghargaan | Name of Award

PROPER Emas dan Hijau 2023
Gold and Green PROPER 2023

Agenda | Agenda

PROPER 2023

Penyelenggara/Pemberi | Organizer

Kementerian Lingkungan Hidup dan Kehutanan (KLHK) Republik Indonesia
Ministry of Environment and Forestry (KLHK) of the Republic of Indonesia

Tanggal Perolehan | Date

21 Desember 2023
21 December 2023

Sertifikasi | Certification


SERTIFIKAT PRODUK
Nomor : 016 05-23

PT CHANDRA ASRI PETROCHEMIAL Tbk

Merek : ASRENE

Direktorat Pengelolaan Laboratorium, Fasilitas Riset
Dan Kawasan Sains Teknologi
a.n. Direktur,
Koordinator Laboratorium Kekuatan Struktur

Mustasyar Perkasa, ST.,MT.

Nama Sertifikasi | Name of Certification

SNI 7808 : 2012 Bijih Plastik Polietilena
SNI 7808 : 2012 Polyethylene Plastic Ore

Pemberi | Organizer

BRIN

Masa Berlaku | Period

11 Agustus 2027
11 August 2027

Tanggal Perolehan | Date

12 Agustus 2023
12 August 2023


SERTIFIKAT PRODUK
Nomor : 017 05-23

PT CHANDRA ASRI PETROCHEMIAL Tbk

Merek : TRILENE

Direktorat Pengelolaan Laboratorium, Fasilitas Riset
Dan Kawasan Sains Teknologi
Direktur,

Dr. Yan Rianto, M.Eng.

Nama Sertifikasi | Name of Certification

SNI 0594 : 2011 Bijih Plastik Polipropilena
SNI 0594 : 2011 Polypropylene Plastic Ore

Pemberi | Organizer

BRIN

Masa Berlaku | Period

8 Mei 2027
8 May 2027

Tanggal Perolehan | Date

9 Mei 2023
9 May 2023



Nama Sertifikasi | Name of Certification

Responsible Care Verification - Ciwandan Site

Pemberi | Organizer

RCI

Masa Berlaku | Period

20 September 2025
20 September 2025

Tanggal Perolehan | Date

21 September 2023
21 September 2023



Nama Sertifikasi | Name of Certification

Responsible Care Verification - Pulo Ampel Site

Pemberi | Organizer

RCI

Masa Berlaku | Period

18 September 2025
18 September 2025

Tanggal Perolehan | Date

19 September 2023
19 September 2023


Certificate of Approval

This is to certify that the Management System of

PT Chandra Asri Petrochemical Tbk

ISO 50001:2018

Nama Sertifikasi | Name of Certification

ISO 50001 : 2018 Sistem Manajemen Energi
ISO 50001 : 2018 Energy Management Systems

Pemberi | Organizer

LRQA

Masa Berlaku | Period

12 Desember 2026
12 December 2026

Tanggal Perolehan | Date

13 Desember 2023
13 December 2023


SERTIFIKAT AKREDITASI

Nama Sertifikasi | Name of Certification

ISO 17025 : 2017
Kompetensi Laboratorium Pengujian dan Laboratorium Kalibrasi
ISO 17025 : 2017
Testing and Calibration Laboratories Competency

Pemberi | Organizer

KAN

Masa Berlaku | Period

23 April 2024
23 April 2024

Tanggal Perolehan | Date

24 April 2019
24 April 2019



Nama Sertifikasi | Name of Certification

Ekolabel Tipe II - Klaim Pengurangan Limbah Produk PP dan HDPE
Ekolabel Type II - Waste Reduction Claims for PP and HDPE Products

Pemberi | Organizer

BBSPJIS

Masa Berlaku | Period

9 Juli 2025
9 July 2025

Tanggal Perolehan | Date

7 Juni 2022
7 June 2022


Badan Pengkajian dan Penerapan Teknologi
Balai Teknologi Polimer
Lembaga Verifikasi Ekolabel

SURAT KESESUAIAN KLAIM

Nomor : 0140.LVE-STP/BTP/VIII/2021

Pembuatan Monomer Stirena

Produksi
PT CHANDRA ASRI PETROCHEMICAL, TBK

Dinyatakan Memenuhi Klaim
Pengurangan Limbah (*Waste Reduction*)

Tanggal diterbitkan : 18 Agustus 2021
Berlaku sampai dengan : 17 Agustus 2024

Ir. Chandra Liza
Kepala Balai Teknologi Polimer

Nama Sertifikasi | Name of Certification

Ekolabel Tipe II - Klaim Pengurangan Limbah Produksi Monomer Stirena*
Ekolabel Type II - Waste Reduction Claims for Styrene Monomer Production*

Pemberi | Organizer

BBSPJIS

Masa Berlaku | Period

17 Agustus 2024
17 August 2024

Tanggal Perolehan | Date

18 Agustus 2021
18 August 2021

*Akan dilakukan pembaruan pada tahun 2024
*Will be renewed in 2024



Nama Sertifikasi | Name of Certification

International Code for the Security of Ships and Port Facility Security (ISPS)

Pemberi | Organizer

Dirjenhub

Masa Berlaku | Period

26 Agustus 2024
26 August 2024

Tanggal Perolehan | Date

20 Agustus 2019
20 August 2019



Nama Sertifikasi | Name of Certification

SMK3 Sistem Keselamatan dan Kesehatan Kerja untuk Ciwandan Site dan Pulo Ampel Site
SMK3 Occupational Safety and Health System for Ciwandan Site and Puloampel Site

Pemberi | Organizer

Sucofindo & Kementerian Ketenagakerjaan
Sucofindo & Ministry of Manpower

Masa Berlaku | Period

13 Mei 2025
13 May 2025

Tanggal Perolehan | Date

13 Mei 2022
13 May 2022


Certificate of Approval

This is to certify that the Management System of:

PT Chandra Asri Petrochemical Tbk

ISO 9001:2015, ISO 14001:2015, ISO 45001:2018

Nama Sertifikasi | Name of Certification

ISO 9001 : 2015 Sistem Manajemen Mutu
ISO 9001 : 2015 Quality Management System

Pemberi | Organizer

LRQA

Masa Berlaku | Period

29 Oktober 2025
29 October 2025

Tanggal Perolehan | Date

2 September 2022
2 September 2022


Certificate of Approval

This is to certify that the Management System of:

PT Chandra Asri Petrochemical Tbk

ISO 9001:2015, ISO 14001:2015, ISO 45001:2018

Nama Sertifikasi | Name of Certification

ISO 14001 : 2015 Sistem Manajemen Lingkungan
ISO 14001 : 2015 Environmental Management System

Pemberi | Organizer

LRQA

Masa Berlaku | Period

29 Oktober 2025
29 October 2025

Tanggal Perolehan | Date

2 September 2022
2 September 2022


Certificate of Approval

This is to certify that the Management System of:

PT Chandra Asri Petrochemical Tbk

Wisma Barito Pacific Tower A, 7th Floor, Jl. Let. Jend. S. Parman, Kav. 62-63, Jakarta, 11410, Indonesia

has been approved by LRQA for the following standards:

ISO 9001:2015, ISO 14001:2015, ISO 45001:2018

Approval number(s): ISO 9001 – 00239502; ISO 14001 – 00239501; ISO 45001 – 00239774

This certificate is valid only in association with the certificate schedule bearing the same number on which the locations applicable to this approval are listed.

The scope of this approval is applicable to:

ISO 9001:2015
Manufacture of Monomer Products (Ethylene, Propylene, Pyrolysis Gasoline, Crude C4, Pyrolysis Fuel oil), 1,3-Butadiene, Raffinate, 1, Styrene Monomer, Toluene, Butene-1, MTBE and Polymer Products (High Density Polyethylene, Linear Low Density Polyethylene and Polypropylene).
ISO 14001:2015
Manufacture of Monomer Products (Ethylene, Propylene, Pyrolysis Gasoline, Crude C4, Pyrolysis Fuel Oil), 1, 3-Butadiene, Raffinate, 1, Styrene Monomer, Toluene, Butene-1, MTBE and Polymer Products (High Density Polyethylene, Linear Low Density Polyethylene and Polypropylene).
ISO 45001:2018
Manufacture of Monomer Products (Ethylene, Propylene, Pyrolysis Gasoline, Crude C4, Pyrolysis Fuel Oil), 1, 3-Butadiene, Raffinate, 1, Styrene Monomer, Toluene, Butene-1, MTBE and Polymer Products (High Density Polyethylene, Linear Low Density Polyethylene and Polypropylene).

This certificate is a continuation of a previous approval from another certification body as follows:

Previous original ISO 14001 approval on 05-Nov-2017, SGS certificate number: SGS1543237

Previous original ISO 9001 approval on 16-Nov-2017, SGS certificate number: SGS1558863

Luis Cunha
Area Operations Manager - SAMEA

Issued by: LRQA Limited

Page 1 of 4

Nama Sertifikasi | Name of Certification

ISO 45001 : 2018 Sistem Manajemen Keselamatan dan Kesehatan Kerja
ISO 45001: 2018 Occupational Safety and Health Management Systems

Pemberi | Organizer

LRQA

Masa Berlaku | Period

29 Oktober 2025
29 October 2025

Tanggal Perolehan | Date

2 September 2022
2 September 2022


REPUBLIK INDONESIA
(REPUBLIC OF INDONESIA)

جمهورية اندونيسيا

SERTIFIKAT HALAL
(HALAL CERTIFICATE)

شهادة الحلال

Nomor Sertifikat
Certificate Number
ID00041000135710821

رقم الشهادة

Berdasarkan keputusan penetapan halal produk Majelis Ulama Indonesia nomor :
(Based on the decree in stipulating halal products of the Indonesian Council of Ulama)
استنادا على قرار مجلس العلماء الإندونيسي عن تحديد الحلال للمنتجات :
LPPOM-00170010412022-ID Tanggal (Date) 3 November 2021

Jenis Produk Type of Product	Lain-lain	نوع المنتج
Nama Produk Name of Product	Terlampir / As Attached	اسم المنتج
Nama Pelaku Usaha Name of Company	PT. Chandra Asri Petrochemical Tbk	اسم الشركة
Alamat Pelaku Usaha Company's Address	Jl. Raya Anyer KM. 123 Kel. Ciwandan Kragilh Kec. Ciwandan, Kota Cilegon, Banten, 11410, Indonesia	عنوان الشركة
Diterbitkan di Jakarta pada Issued in Jakarta on	4 November 2021	أصدرت الشهادة بجاكارتا في
Berlaku sampai dengan Valid until	4 November 2025	سارية المفعول حتى

telah memenuhi ketentuan persyaratan sesuai dengan
Has complied with the provisions of laws and regulations
قد استوفت أحكام التشريع

KEPALA
BADAN PENYELENGGARA JAMINAN PRODUK HALAL
HEAD OF THE HALAL PRODUCT ASSURANCE AGENCY
رئيس وكالة ضمان المنتجات الحلال

Muhammad Aqil Irham

Nama Sertifikasi | Name of Certification

Sertifikat Halal Produk
Product Halal Certificate

Pemberi | Organizer

BPJPH

Masa Berlaku | Period

4 November 2025
4 November 2025

Tanggal Perolehan | Date

4 November 2021
4 November 2021



Nama Sertifikasi | Name of Certification

Sertifikat Sistem Jaminan Halal
Halal Guarantee System Certificate

Pemberi | Organizer

LPPOM MUI

Masa Berlaku | Period

2 November 2025
2 November 2025

Tanggal Perolehan | Date

3 November 2021
3 November 2021



Nama Sertifikasi | Name of Certification

SNI 8887 : 2020 Bijih Plastik Asrene® HDPE SP4808 untuk SNI Pipa Bahan Bakar Gas
SNI 8887: 2020 Asrene® HDPE SP4808 Plastic Ore for SNI Gas Fuel Pipes

Pemberi | Organizer

IAPMO

Masa Berlaku | Period

25 Oktober 2025
25 October 2025

Tanggal Perolehan | Date

28 November 2022
28 November 2022



Nama Sertifikasi | Name of Certification

SNI 8432 : 2022 Bijih Plastik Trilene Copolymer Impact untuk SNI Komponen Otomotif
SNI 8887: 2020 Trilene Copolymer Impact Plastic Ore for SNI Automotive Components

Pemberi | Organizer

IAPMO

Masa Berlaku | Period

6 Desember 2027
6 December 2027

Tanggal Perolehan | Date

7 Desember 2022
7 December 2022



Nama Sertifikasi | Name of Certification

SNI 7593 : 2010 Bijih Plastik Asrene® HDPE SP4808 untuk SNI Bahan Baku Pipa Air Minum
SNI 8887: 2020 Trilene Copolymer Impact Plastic Ore for SNI Raw Materials for Drinking Water Pipes

Pemberi | Organizer

IAPMO

Masa Berlaku | Period

27 November 2026
27 November 2026

Tanggal Perolehan | Date

28 November 2022
28 November 2022



Nama Sertifikasi | Name of Certification

ISO 26000 : 2010 Guidance on Social Responsibility Level 5 (of 5): "Role Model"
ISO 26000 : 2010 Guidance on Social Responsibility Level 5 (of 5): "Role Model"

Pemberi | Organizer

SGS

Tanggal Perolehan | Date

2 Agustus 2018
2 August 2018



Nama Sertifikasi | Name of Certification

International Sustainability and Carbon Certification (ISCC Plus)

Pemberi | Organizer

Intertek

Masa Berlaku | Period

5 September 2024
5 September 2024

Tanggal Perolehan | Date

6 September 2023
6 September 2023

PERISTIWA PENTING 2023
2023 Significant Events

Januari | January

3 **Kesepakatan Lanjutan Akuisisi Saham Perusahaan Infrastruktur**
Continuing Agreement for Share Acquisition in Infrastructure Companies



Chandra Asri Group menandatangani Perjanjian Jual Beli Saham Bersyarat (*Conditional Shares Sale and Purchase Agreement* atau CSPA) dan *Shareholders Agreement* (SHA) dengan PT Krakatau Sarana Infrastruktur (KSI), anak usaha PT Krakatau Steel (Persero) Tbk. Kesepakatan ini merupakan rangkaian dari proses divestasi saham KSI pada anak perusahaannya, yaitu PT Krakatau Daya Listrik (KDL) dan PT Krakatau Tirta Industri (KTI).

Chandra Asri Group signed the Conditional Shares Sale and Purchase Agreement (CSPA) and Shareholders Agreement (SHA) with PT Krakatau Sarana Infrastruktur (KSI), a subsidiary of PT Krakatau Steel (Persero) Tbk. This agreement is part of a series of divestment process of KSI shares in its subsidiaries, namely PT Krakatau Daya Listrik (KDL) and PT Krakatau Tirta Industri (KTI).

16 **Sertifikasi Standar Mutu Aplikasi Pipa Air Minum**
Quality Standards Certification for Drinking Water Pipe Applications



Chandra Asri Group telah mendapatkan sertifikasi SNI 7593:2010 untuk aplikasi pipa air minum untuk resinnya, Asrene®SP4808 jenis High Density Polyethylene (HDPE). Dengan tersertifikasinya Asrene®SP4808, Perseroan menjamin kualitas dan pasokan bahan baku guna mempercepat pembangunan sistem penyediaan air minum.

Chandra Asri Group has received SNI 7593:2010 certification for drinking water pipe applications for its resin, Asrene®SP4808, High-Density Polyethylene (HDPE) type. With the Asrene®SP4808 certification, the Company ensures the quality and supply of raw materials to accelerate the development of drinking water supply systems.

Februari | February

14 **Dua Bus Listrik Jadi Armada Antar Jemput Karyawan Chandra Asri Group**
Two Electric Buses As Shuttle Fleet for Chandra Asri Group Employees



Chandra Asri Group mulai mengoperasikan 2 (dua) armada bis listrik besutan Mobil Anak Bangsa (MAB) sebagai opsi mobilitas yang lebih efisien dan ramah lingkungan untuk antar-jemput karyawan. Penggunaan dua armada bis listrik tersebut dikalkulasi dapat memotong konsumsi solar hingga 20.800 liter per tahun atau setara dengan mereduksi emisi hingga 28,52 metrik ton karbon dioksida (CO_2e) tiap tahunnya.

Chandra Asri Group has started the operation of two electric buses manufactured by Mobil Anak Bangsa (MAB), which are a more efficient and environmentally friendly mode of transportation. It is estimated that using these two electric bus fleets could reduce diesel consumption by up to 20,800 liters per year, resulting in a reduction in emissions of up to 28.52 metric tons of carbon dioxide (CO_2e) per year.

Februari | February

21 Menebar Semangat Keberlanjutan
Spreading the Spirit of Sustainability



Chandra Asri Group bekerja sama dengan Asosiasi Daur Ulang Plastik Indonesia dan Dinas Pekerjaan Umum dan Penataan Ruang Kabupaten Garut menggelar diskusi "Pemanfaatan Sampah Plastik *Low-Value* untuk Infrastruktur yang Berkelanjutan" dengan narasumber Sekretaris Dinas PUPR Kabupaten Garut Asep Oo Kosasih, Wakil Ketua Adupi Justin Wiganda dan Direktur Legal, External Affairs, and Circular Economy Chandra Asri Group Edi Rivai.

Chandra Asri Group, in collaboration with the Indonesian Plastic Recycling Association and the Garut Regency Public Works and Spatial Planning Service, hosted a discussion on "Utilizing Low-Value Plastic Waste for Sustainable Infrastructure" with speakers including Garut Regency PUPR Service Secretary Asep Oo Kosasih, Adupi Deputy Chairman Justin Wiganda, and Chandra Asri Group Director of Legal, External Affairs, and Circular Economy Edi Rivai.

27 Chandra Asri dan Krakatau Steel Resmi Tandatangani Akta Jual Beli Saham
Chandra Asri and Krakatau Steel Officially Signed the Deed of Share Sale and Purchase Agreement



Chandra Asri Group telah resmi melakukan penutupan transaksi atas *Conditional Shares and Purchase Agreement* (CSPA) atau Perjanjian Jual Beli Saham Bersyarat dengan anak usaha PT Krakatau Steel (Persero) Tbk, yaitu PT Krakatau Sarana Infrastruktur (KSI). Melalui penandatanganan ini, Perseroan menjadi pemegang saham dua anak usaha KSI, yaitu PT Krakatau Daya Listrik sebesar 70% dan PT Krakatau Tirta Industri sebesar 49%.

Chandra Asri Group has officially completed the transaction on the Conditional Shares and Purchase Agreement (CSPA) with PT Krakatau Steel (Persero) Tbk's subsidiary, PT Krakatau Sarana Infrastruktur (KSI). As a result of this agreement, the Company has acquired shares of two KSI subsidiaries: 70% of PT Krakatau Daya Listrik and 49% of PT Krakatau Tirta Industri.

April | April

13 Bersama INA Jajaki Pendirian Pabrik Chlor-Alkali Berskala Dunia
Together with INA, Exploring the Establishment of a World-Scale Chlor-Alkali Plant



Chandra Asri Group dan Indonesia Investment Authority (INA), *sovereign wealth fund* Indonesia, telah menandatangani Nota Kesepahaman (*Memorandum of Understanding* – MoU) untuk potensi kerja sama mengembangkan pabrik Chlor-Alkali berskala dunia di Indonesia. INA, bersama calon investor internasional lainnya, akan menjajaki rencana pembelian saham PT Chandra Asri Alkali (CAA), anak perusahaan Perseroan yang didirikan sebagai *special purpose vehicle* untuk berinvestasi dalam pembangunan pabrik Chlor-Alkali berskala dunia.

Chandra Asri Group and the Indonesia Investment Authority (INA), Indonesia's sovereign wealth fund, have signed a Memorandum of Understanding (MoU) to collaborate on the potential development of a world-scale Chlor-Alkali plant in Indonesia. INA, along with other potential international investors, would look into purchasing shares in PT Chandra Asri Alkali (CAA), a subsidiary of the Company established as a special purpose vehicle to invest in the construction of a world-scale Chlor-Alkali plant.

Mei | May

11 Peringkat Chandra Asri Group Stabil
Chandra Asri Group Rating: Stable



PEFINDO menetapkan peringkat "idAA-" untuk PT Chandra Asri Petrochemical Tbk (TPIA) — kini menjadi PT Chandra Asri Pacific Tbk - dan surat utang yang diterbitkan. Prospek dari peringkat perusahaan adalah stabil.

PEFINDO rated "idAA-" for PT Chandra Asri Petrochemical Tbk (TPIA), which is now PT Chandra Asri Pacific Tbk, and the debt securities issued. The outlook for the Company's rating is stable.

23 Perseroan Jajaki Bisnis Hijau bersama Nippon Shokubai Group
Company Explores Green Business with Nippon Shokubai Group



PT Chandra Asri Pacific Tbk (Chandra Asri Group), Nippon Shokubai Co., Ltd. dan PT Nippon Shokubai Indonesia menandatangani Nota Kesepahaman *(Memorandum Of Understanding/* MoU) untuk bersama-sama menjajaki peluang bisnis kimia hijau. Melalui Nota Kesepahaman ini, Chandra Asri dan perusahaan asal Jepang itu akan menjajaki potensi untuk memproduksi bahan 'bio', seperti bio-naphtha, bio-olefins, dan berbagai produk yang menggunakan energi terbarukan, untuk menghasilkan produk turunan yang berkelanjutan seperti Acrylic Acid (AA), Acrylic Ester (AES), dan Superabsorbent Polymer (SAP).

PT Chandra Asri Pacific Tbk (Chandra Asri Group), Nippon Shokubai Co., Ltd., and PT Nippon Shokubai Indonesia signed a Memorandum of Understanding (MoU) to jointly pursue green chemical business opportunities. Through this Memorandum of Understanding, Chandra Asri and the Japanese company will explore the potential for producing 'bio' materials such as bio-naphtha, bio-olefins, and various products that use renewable energy to produce sustainable derivative products such as Acrylic Acid (AA), Acrylic Ester (AES), and Superabsorbent Polymer (SAP).

30 Chandra Asri Tunjuk Lisensor Pabrik Ethylene Dichloride
Chandra Asri Appointed Licensor for the Ethylene Dichloride Factory



Chandra Asri Group melalui anak perusahaan, PT Chandra Asri Alkali (CAA), telah menandatangani Perjanjian Lisensi, Rekayasa Dasar dan Layanan Teknis dengan lisensor teknologi vinil terkemuka asal Amerika Serikat untuk mendirikan Pabrik Ethylene Dichloride (EDC). Pabrik ini akan memproduksi 500 ribu metrik ton Ethylene Dichloride per tahun serta 400 ribu metrik ton Kaustik Soda per tahun. Pendirian pabrik EDC ini selaras dengan rencana bisnis Perusahaan yang hendak mengembangkan pabrik Chlor-Alkali dan Ethylene Dichloride (pabrik CA-EDC) terintegrasi berskala dunia.

Chandra Asri Group, through its subsidiary PT Chandra Asri Alkali (CAA), has signed a License, Basic Engineering, and Technical Services Agreement with a leading vinyl technology licensor in the United States to build an Ethylene Dichloride (EDC) plant. This plant will produce 500 thousand metric tons of Ethylene Dichloride and 400 thousand metric tons of Caustic Soda per year. The establishment of this EDC plant is in line with the Company's business plan, which aims to develop a world-scale integrated Chlor-Alkali and Ethylene Dichloride plant (CA-EDC plant).

Juni | June

10 Indonesia Coastal Clean Up 2023 di Banten
Indonesia Coastal Clean Up 2023 in Banten



Chandra Asri mendukung inisiatif Kementerian Lingkungan Hidup dan Kehutanan (KLHK), dengan menyelenggarakan Indonesia Coastal Clean Up di Pantai Berok, Anyar. Kegiatan itu dilangsungkan bersama Pemerintah Provinsi Banten, Pemerintah Kabupaten Serang, dan Bank Sampah Digital. Agenda Costal Clean Up dilaksanakan serempak mengikuti rangkaian utama yang diselenggarakan KLHK di Balikpapan. Acara ini merupakan bagian dari rangkaian peringatan Hari Lingkungan Hidup Sedunia yang diperingati setiap 5 Juni.

Chandra Asri supports the initiatives of the Ministry of Environment and Forestry (KLHK) by organizing the Indonesia Coastal Clean Up in Berok Beach, Anyar. As part of collaboration with the Banten Provincial Government, the Serang District Government, and the Bank Sampah Digital. The Costal Clean Up program was implemented in parallel with the main event organized by KLHK in Balikpapan. The event is part of World Environment Day, which is celebrated every 5 June.

12 Investasi di Krakatau Posco Energy
Investment in Krakatau Posco Energy



Chandra Asri Group, melalui entitas anak PT Krakatau Chandra Energi (sebelumnya bernama PT Krakatau Daya Listrik atau KDL), memperluas usaha ke sektor infrastruktur energi dengan berinvestasi sebesar US$200 juta di PT Krakatau Posco Energy (KPE) yang dilakukan dalam 2 (dua) tahap. Pertama, KCE akan meningkatkan kepemilikannya di KPE menjadi 45%. Kedua, KCE akan melakukan investasi bersama sesuai dengan kepemilikan sahamnya untuk mendukung rencana ekspansi dalam membangun pembangkit listrik baru berkapasitas 200 megawatt (MW) setelah Final Investment Decision (FID) diambil.

Chandra Asri Group, through its subsidiary PT Krakatau Chandra Energi (formerly named PT Krakatau Daya Listrik or KDL), is expanding its business into the energy infrastructure sector by investing US$200 million in PT Krakatau Posco Energy (KPE) in two phases. First, KCE will increase its ownership in KPE to 45%. Second, after the Final Investment Decision (FID) is determined, KCE would make a joint investment in accordance with its share ownership to support an expansion plan to build a new power plant with a capacity of 200 megawatts (MW).

20 Ekosistem Plastik Biodegradable
Biodegradable Plastic Ecosystem



Chandra Asri Group dan Ecovance menandatangani Nota Kesepahaman (*Memorandum of Understanding*/MoU) dengan Ecovance Co. Ltd., perusahaan asal Korea Selatan yang memiliki spesialisasi dalam bahan biodegradable dan merupakan bagian dari SKC Grup. Kesepakatan ini adalah untuk mempelajari potensi kolaborasi strategis penggunaan bahan plastik yang terurai secara alami (biodegradable), yaitu Polybutylene Adipate Terephthalate (PBAT) dan Polybutylene Succinate (PBS).

Chandra Asri Group and Ecovance signed a Memorandum of Understanding (MoU) with Ecovance Co. Ltd., a South Korean company that specializes in biodegradable materials and is part of the SKC Group. This agreement was intended to explore the potential for strategic collaboration in the use of biodegradable plastics, specifically Polybutylene Adipate Terephthalate (PBAT) and Polybutylene Succinate (PBS).

Juni | June

22 Sekretariat Wakil Presiden Kunjungi Inisiatif Pengelolaan Sampah Chandra Asri Group
The Vice President's Secretariat Visits Chandra Asri Group's Waste Management Initiative.



Sekretariat Wakil Presiden (Setwapres) RI mengunjungi program pengelolaan sampah binaan Chandra Asri Group di Serdag, Cilegon, yaitu Industri Pengelolaan Sampah Terpadu-Atasi Sampah, Kelola Mandiri (IPST ASARI). Kunjungan kerja ini dilakukan dalam rangka pelaksanaan tugas dan fungsi Deputi Bidang Dukungan Kebijakan Pembangunan Ekonomi dan Peningkatan Daya Saing untuk memperoleh data dan informasi mengenai konsep pengelolaan sampah di Kota Cilegon dari hulu sampai hilir.

The Secretariat of the Vice President (Setwapres) of the Republic of Indonesia made a visit to Chandra Asri Group's waste management program in Serdag, Cilegon, known as Integrated Waste Management Industry-Atasi Sampah, Kelola Mandiri (IPST ASARI). This working visit was conducted as part of the duties and functions implementation of Deputy for Economic Development Policy Support and Competitiveness Improvement to gather data and information about the concept of waste management in Cilegon City, from upstream to downstream.

Juli | July

11 Indeks IDX ESG Leaders
IDX ESG Leaders Index



Saham Chandra Asri Group dengan kode TPIA, masuk dalam Indeks IDX ESG Leaders yang diumumkan oleh Bursa Efek Indonesia (BEI). Indeks ini mengukur kinerja harga dari saham yang memiliki penilaian *Environmental, Social, and Governance* (ESG) baik dan juga tidak terlibat pada kontroversi secara signifikan serta kinerja keuangan yang baik.

The IDX ESG Leaders Index, announced by the Indonesian Stock Exchange (BEI), includes shares of Chandra Asri Group with the code TPIA. This index tracks the price performance of stocks with good Environmental, Social, and Governance (ESG) ratings and who are not involved in significant controversy as well as having good financial performance.

Agustus | August

29 Kerja Sama dengan BRI
Collaboration with BRI



Chandra Asri Group dan Bank Rakyat Indonesia (BRI) menandatangani Nota Kesepahaman (*Memorandum of Understanding*/MoU) untuk menyediakan fasilitas pembiayaan bagi pelanggan polimer domestik Perseroan. Fasilitas ini menjadi skema pembiayaan pertama yang dirancang khusus oleh BRI untuk industri petrokimia. Kerja sama ini diharapkan dapat menunjang daya saing rantai nilai industri, mendorong stabilitas rantai pasok, dan memberikan nilai tambah pada produk petrokimia nasional.

Chandra Asri Group and Bank Rakyat Indonesia (BRI) signed a Memorandum of Understanding (MoU) to provide financing facilities for the Company's domestic polymer customers. This facility was BRI's first financing scheme designed specifically for the petrochemical industry. This collaboration was expected to enhance the competitiveness of the industrial value chain, boost supply chain stability, and add value to national petrochemical products.

September | September

14 Chandra Asri Group Kembangkan Pembangkit Listrik Panel Surya
Chandra Asri Group Developed Solar Panel Power Plant



PT Krakatau Chandra Energi (KCE), anak usaha Chandra Asri Group di bidang infrastruktur, berhasil mengembangkan usaha pembangunan pembangkit panel surya dengan 4 (empat) mekanisme berbeda, sebagai salah satu upaya menyediakan solusi energi baru terbarukan. Perusahaan telah sukses memasang panel surya di berbagai proyek, termasuk industri dan ritel, dengan total kapasitas listrik energi baru terbarukan mencapai 958 kWp.

PT Krakatau Chandra Energi (KCE), a subsidiary of Chandra Asri Group in the infrastructure sector, has succeeded in developing a solar panel generator development business using 4 (four) different mechanisms in an effort to provide new renewable energy solutions. The company has successfully installed solar panels in a variety of projects, including industry and retail, resulting in a total new and renewable energy electricity capacity of 958 kWp.

Oktober | October

8 Aksi Edukasi Pilah Sampah di Jakarta Marathon
Educational Campaign to Reduce Waste in Jakarta Marathon



Chandra Asri Group kembali mengadakan kegiatan "Aksi Asri Operasi Semut untuk #IndonesiaAsri" pada rangkaian Pre-Event Jakarta Marathon 2023 di *Car Free Day* (CFD) Jakarta. Operasi semut ini diselenggarakan sekaligus untuk mengedukasi masyarakat tentang pentingnya memilah sampah. Pada acara puncak Jakarta Marathon 2023, Chandra Asri Group juga hadir melalui booth "Indonesia Asri", di mana pengunjung dapat merasakan pengalaman memilah sampah dan melihat secara langsung ragam produk berbahan dasar sampah.

At the Pre-Event Jakarta Marathon 2023 series at Car Free Day (CFD) Jakarta, Chandra Asri Group again held the "Aksi Asri Operasi Semut untuk #IndonesiaAsri" activity. This activity is being carried out to raise public awareness of the importance of sorting waste. Chandra Asri Group also appeared with the "Indonesia Asri" booth at the 2023 Jakarta Marathon main event, where visitors can experience how to sort waste and see a variety of products made from waste.

11 Sertifikasi Produk Berkelanjutan
Sustainable Product Certification



Chandra Asri Group berhasil memperoleh International Sustainability and Carbon Certification (ISCC), yaitu sebuah sistem sertifikasi keberlanjutan yang berlaku secara global untuk memproduksi produk yang ramah lingkungan. Keberhasilan ini merupakan hasil dari konsistensi Perseroan menerapkan prinsip-prinsip keberlanjutan. Dengan diraihnya ISCC, fasilitas Perseroan kini telah tersertifikasi memenuhi standar untuk mengolah bio-feedstock menjadi produk berbasis bio, seperti Bio-Propylene, Bio-Ethylene, Bio-Crude C4, dan Bio-Pygas.

Chandra Asri Group was successful in obtaining International Sustainability and Carbon Certification (ISCC), a sustainability certification system used globally to produce eco-friendly products. This success was a result of the Company's consistent implementation of sustainability principles. With the ISCC certification, the Company's facilities have been certified to meet standards for processing bio-feedstock into bio-based products such as Bio-Propylene, Bio-Ethylene, Bio-Crude C4, and Bio-Pygas.

Oktober | October

30 Kerja Sama Chandra Asri Group dengan INALUM
Chandra Asri Group Collaborates with INALUM



Chandra Asri Group melalui anak usahanya, PT Chandra Asri Alkali (CAA), menandatangani *Letter of Intent* (LoI) dengan PT Indonesia Asahan Aluminium (INALUM) untuk mendukung pengembangan hilirisasi aluminium sekaligus mewujudkan percepatan ekosistem kendaraan listrik atau *Electric Vehicle* (EV) dalam negeri yang berkelanjutan. Kerja sama ini meliputi potensi penyediaan pasokan kaustik soda basah oleh CAA kepada INALUM dengan volume hingga 120.000 MT per tahun dan potensi penyertaan ekuitas oleh INALUM di CAA hingga 10%.

Chandra Asri Group, through its subsidiary PT Chandra Asri Alkali (CAA), signed a Letter of Intent (LoI) with PT Indonesia Asahan Aluminum (INALUM) to support downstream aluminum development while realizing the acceleration of a sustainable domestic electric vehicle (EV) ecosystem. This collaboration includes the potential supply of wet caustic soda by CAA to INALUM with a volume of up to 120,000 MT per year and the potential for equity participation by INALUM in CAA of up to 10%.

November | November

23 Kampanye #IndonesiaAsri oleh Chandra Asri Group
#IndonesiaAsri Campaign by Chandra Asri Group



Chandra Asri Group meluncurkan kampanye #IndonesiaAsri, sebuah kampanye yang menginspirasi serta mengedukasi masyarakat khususnya generasi muda untuk menerapkan gaya hidup berkelanjutan demi mewujudkan Indonesia yang asri. Kampanye ini merupakan wujud dari komitmen keberlanjutan Perseroan menjadi "Mitra Pertumbuhan" bagi setiap generasi untuk menciptakan dampak positif bagi lingkungan dan masyarakat.

The Chandra Asri Group launched the #IndonesiaAsri campaign, which inspires and educates the public, particularly the younger generation, to live a sustainable lifestyle in order to create a beautiful Indonesia. This campaign is a manifestation of the Company's sustainability commitment to be a "Growth Partner" for every generation, creating a positive impact on the environment and society.

Desember | December

4 Chandra Asri Group Dukung PLTS Terapung Cirata
Chandra Asri Group Supported Cirata Floating PLTS



Chandra Asri Group menyediakan material baku pelampung (*floaters*) sistem panel surya untuk proyek strategis nasional Pembangkit Listrik Tenaga Surya (PLTS) Terapung Cirata dalam upaya pemenuhan Tingkat Kandungan Dalam Negeri (TKDN). Dengan memanfaatkan resin HD Blow UB5206H milik Chandra Asri Group, pelampung pada pembangkit tersebut dirancang khusus menahan beban panel surya, komponen listrik, dan peralatan terkait lainnya guna memastikan operasional yang aman dan andal.

Chandra Asri Group provided raw materials for solar panel system floaters for the national strategic project, Cirata Floating Solar Power Plant (PLTS) in order to meet the Domestic Content Level (TKDN). To ensure safe and reliable operations, the plant's floaters were specifically designed to withstand the load of solar panels, electrical components, and other related equipment using Chandra Asri Group's HD Blow UB5206H resin.

Desember | December

12 Chandra Asri Group Raih Investasi US$194 Juta dari EGCO Group
EGCO Group Invested US$194 million in Chandra Asri Group



Chandra Asri Group memperoleh investasi sebesar US$194 juta dari Electric Generating Public Company Limited atau EGCO Group (EGCO), produsen energi independen dari Thailand. Setelah menyelesaikan proses transaksi, EGCO akan memiliki 30% saham di anak perusahaan Chandra Asri Group, PT Chandra Daya Investasi (CDI), yang didedikasikan untuk solusi infrastruktur. Perseroan akan terus mempertahankan mayoritas saham sebesar 70% di CDI. Dana bersih yang diperoleh akan digunakan untuk pengembangan bisnis infrastruktur Chandra Asri Group dan EGCO: energi, air, dan fasilitas pelabuhan.

Chandra Asri Group received a US$194 million investment from Electric Generating Public Company Limited, or EGCO Group (EGCO), a Thailand-based independent energy producer. Following the completion of the transaction, EGCO owns a 30% stake in Chandra Asri Group's subsidiary, PT Chandra Daya Investasi (CDI), which provides infrastructure solutions. The Company continued to maintain its majority share of 70% in CDI. The net funds would be used to expand Chandra Asri Group and EGCO's infrastructure businesses, specifically energy, water, and port facilities.

13 Kerja Sama Chandra Asri Group-Sinar Mas Land
Chandra Asri Group-Sinar Mas Land Collaboration



Chandra Asri Group dan Sinar Mas Land meresmikan hasil kerja sama pembangunan jalan aspal dengan campuran sampah plastik sepanjang 8,6 kilometer di BSD City, Tangerang Selatan. Inisiatif ini setara dengan memanfaatkan 164,2 juta lembar plastik kresek atau setara dengan mengalihkan 410,57 ton sampah plastik kresek dari TPA. Pencapaian kolaborasi antara Sinar Mas Land dan Chandra Asri Group juga turut menjadikan kawasan BSD City sebagai *township* pertama di Indonesia yang memanfaatkan aspal plastik.

Chandra Asri Group and Sinar Mas Land inaugurated the results of their collaboration to construct an 8.6 km asphalt road mixed with plastic waste in BSD City, South Tangerang. This initiative is equivalent to using 164.2 million pieces of plastic shopping bag, or diverting 410.57 tons of plastic shopping bag waste from landfills. Sinar Mas Land and Chandra Asri Group's collaboration resulted in the BSD City area becoming Indonesia's first township to use plastic asphalt.

21 Predikat Emas dan Hijau untuk Chandra Asri Group
Gold and Green Predicate for Chandra Asri Group



Chandra Asri Group berhasil memperoleh Apresiasi Program Penilaian Peringkat Kinerja Perusahaan (PROPER) 2023 dalam Pengelolaan Lingkungan Hidup dari Kementerian Lingkungan Hidup dan Kehutanan (KLHK) dengan predikat EMAS untuk pabrik petrokimia di Ciwandan dan HIJAU bagi pabrik petrokimia di Pulo Ampel. Penghargaan PROPER Emas untuk Chandra Asri Group diberikan oleh Wakil Presiden (Wapres) RI, K.H. Ma'ruf Amin, kepada Direktur Sumber Daya Manusia & Urusan Korporat Chandra Asri Group, Suryandi.

Chandra Asri Group received appreciation for the 2023 Corporate Performance Rating Program (PROPER) in Environmental Management from the Ministry of Environment and Forestry (KLHK) with the predicates GOLD for the petrochemical plant in Ciwandan and GREEN for the petrochemical plant in Pulo Ampel. The Gold PROPER Award for Chandra Asri Group was presented by the Vice President of the Republic of Indonesia, K.H. Ma'ruf Amin, to Suryandi, Director of Human Resources & Corporate Affairs of the Chandra Asri Group.

Desember | December

29

Pergantian Nama Chandra Asri Group
Change of Name of Chandra Asri Group



Rapat Umum Pemegang Saham Luar Biasa (RUPSLB) pada Jumat, 29 Desember 2023 telah menyetujui perubahan nama Perseroan, di mana Chandra Asri berubah dari PT Chandra Asri Petrochemical Tbk menjadi PT Chandra Asri Pacific Tbk atau nama lain yang disetujui oleh Kementrian Hukum dan Hak Asasi Manusia Republik Indonesia dan Otoritas Jasa Keuangan. Perubahan nama ini dilakukan sebagai bentuk transformasi Perseroan yang melakukan diversifikasi portofolio bisnis, dari hanya sektor petrokimia, menjadi sektor kimia dan penyediaan infrastruktur.

The Extraordinary General Meeting of Shareholders (EGMS) on Friday, 29 December 2023, approved the change of Company name, with Chandra Asri's name is changed from PT Chandra Asri Petrochemical Tbk to PT Chandra Asri Pacific Tbk or another name approved by the Ministry of Law and Human Rights of the Republic of Indonesia and the Financial Services Authority. This name change was implemented as part of the Company's transformation from a petrochemical-focused business portfolio to one that includes the chemical and infrastructure sectors.



Chandra Asri



02

LAPORAN MANAJEMEN

Management Report



LAPORAN DEWAN KOMISARIS
Report from the Board of Commissioners



DJOKO SUYANTO
Presiden Komisaris
President Commissioner

Pemegang saham dan pemangku kepentingan yang terhormat,

Sebagai bagian dari pelaksanaan tugas dan fungsi Dewan Komisaris, kami menyampaikan hasil pengawasan dan pemberian nasihat kepada Direksi terkait dengan pengelolaan PT Chandra Asri Pacific Tbk ("Chandra Asri Group", "Perseroan") untuk tahun buku 2023. Pada tahun tersebut, Dewan Komisaris menyadari bahwa situasi yang dihadapi oleh manajemen atau Direksi tidak mudah.

Dear shareholders and stakeholders,

As part of the Board of Commissioners' duties and functions, herewith we present the results of supervision and advisory task to the Board of Directors on the management of PT Chandra Asri Pacific Tbk ('Chandra Asri Group', 'Company') for the fiscal year 2023. During that time, the Board of Commissioners became aware that the situation that was encountered by the management or the Board of Directors was not easy.

Mengutip laporan Dana Moneter Internasional (International Monetary Fund/IMF) bertajuk "World Economic Outlook" edisi Oktober 2023, kondisi perekonomian global mengalami perlambatan mulai kuartal kedua. Pemulihan akibat pandemi COVID-19 cenderung belum stabil, ditambah lagi dengan gejolak geopolitik yang belum ada tanda-tanda mereda sehingga berpengaruh pada dinamika perekonomian global.

Kelesuan ekonomi di tingkat global tentu berdampak pada kinerja Chandra Asri Group. Pasokan produk petrokimia melimpah di pasar, sehingga ikut menekan harga. Dinamika ini berpengaruh negatif bagi Perseroan, khususnya pendapatan akibat turunnya harga produk, walaupun tetap terserap oleh pasar.

Di tengah situasi yang penuh tantangan tersebut, Perseroan tetap berhasil merealisasikan sejumlah aksi korporasi yang sangat penting bagi pengembangan Chandra Asri Group ke depan. Karena itu, Dewan Komisaris memberikan apresiasi yang tinggi kepada jajaran Direksi dan organisasi di bawahnya yang cepat beradaptasi dan menavigasi bisnis Perseroan untuk tetap menghasilkan kinerja yang kuat.

Perubahan penting tersebut, terutama terjadi pada lini bisnis Perseroan, dapat menjadi titik balik positif di masa mendatang. Kini, Chandra Asri Group tak hanya sebagai perusahaan di bidang petrokimia terintegrasi seperti yang telah dijalani selama 31 tahun, tapi berkembang menjadi perusahaan solusi kimia dan infrastruktur.

Dewan Komisaris memberikan dukungan penuh terhadap kejelian Direksi dalam melihat peluang bisnis tersebut. Dengan melakukan ekspansi tidak hanya di sektor petrokimia dan meluaskan ke kimia, maka bisnis inti Perseroan tidak lagi bergantung pada bahan baku Naphtha yang ketersediaan dan harganya sangat bergantung pada kondisi global.

Sedangkan, dari hadirnya lini bisnis infrastruktur, setidaknya ada 2 (dua) manfaat positif yang bisa langsung diperoleh. Manfaat pertama, bisnis infrastruktur Perseroan mencakup 3 (tiga) sektor: energi listrik, air, dan pelabuhan yang berpotensi memperkuat bisnis solusi kimia yang menjadi usaha utama (*core business*) Chandra Asri Group.

Manfaat kedua, dari sisi keuangan, lantaran bisnis infrastruktur Perseroan telah memiliki pasar yang pasti (*captive market*), maka kinerja keuangannya akan positif. Hal ini akan mendukung EBITDA Chandra Asri Group.

According to the International Monetary Fund's (IMF) 'World Economic Outlook' report October 2023 edition, global economic conditions started to slow in the second quarter. The recovery from the COVID-19 pandemic was unstable, and it was followed by geopolitical turmoil that showed no signs of slowing down, affecting global economic dynamics.

The economic downturn at the global level certainly had an impact on the performance of the Chandra Asri Group. The market was oversupplied with petrochemical products, which was also lowering prices. This dynamic had a negative impact on the Company, especially revenue, due to the drop in product prices, although it was still absorbed by the market.

In the midst of this challenging situation, the Company continued to succeed in carrying out a number of corporate actions that were critical to the Chandra Asri Group's future development. As a result, the Board of Commissioners expresses its appreciation to the Board of Directors and the organizations that report to them for rapidly adapting and navigating the Company's business to maintain strong performance.

These significant changes, especially in the Company's business lines, could represent a positive turning point in the future. Chandra Asri Group is no longer just an integrated petrochemical company, as it was for 31 years, but has also expanded into a chemical and infrastructure solutions provider.

The Board of Commissioners fully supports the Board of Directors' foresight in identifying these business opportunities. By expanding not only in the petrochemical sector but also into chemicals, the Company's core business will no longer depend on Naphtha raw materials, which availability and price are highly dependent on global market conditions.

Meanwhile, the presence of the infrastructure business line provides at least 2 (two) immediate positive benefits. The first advantage is that the Company's infrastructure business covers 3 (three) sectors: electrical energy, water, and ports, which have the potential to strengthen the chemical solutions business, which is the core business of Chandra Asri Group.

The second advantage, from a financial perspective, is that the Company's infrastructure business has a defined market (captive market), which will result in positive financial performance. This will improve Chandra Asri Group's EBITDA.

PENILAIAN KINERJA DIREKSI

Fungsi yang dijalankan oleh Dewan Komisaris dalam memberikan penilaian terhadap Direksi atas pengelolaan Perseroan, merupakan mandat dari peraturan perundang-undangan seperti tertuang dalam Undang-Undang Nomor 40 Tahun 2007 tentang Perseroan Terbatas dan Peraturan Otoritas Jasa Keuangan (POJK) No. 33/POJK.04/2014 tentang Direksi dan Dewan Komisaris Emiten atau Perusahaan Publik.

Dua regulasi tersebut menegaskan fungsi Dewan Komisaris untuk melakukan pengawasan terhadap kebijakan pengurusan maupun jalannya pengurusan Perseroan. Pada kesempatan yang sama, Dewan Komisaris juga memberikan nasihat kepada Direksi terhadap jalannya Perseroan.

Sebagai implementasi dari pelaksanaan fungsi tersebut, Dewan Komisaris dan Direksi membuat rencana kerja tahunan berupa *Scorecard*. Rencana tersebut menjadi acuan bagi pengelolaan usaha Perseroan pada tahun buku.

Dewan Komisaris berpandangan, rencana strategis yang tertuang dalam *Scorecard* tersebut, sejak dari proses serta implementasinya, menjadi indikator yang kuat untuk menilai kinerja Direksi. Indikator atau dasar penilaian juga mencakup pelaksanaan dari nasihat yang diberikan Dewan Komisaris kepada Direksi dalam perjalanan usaha tahun buku, serta inisiatif strategis Direksi sebagai respons terhadap situasi yang berkembang.

Pada tahun buku 2023, Dewan Komisaris berpandangan bahwa perkembangan transformasi bisnis Perseroan telah berjalan begitu cepat dan sangat baik. Direksi mampu melaksanakannya sejalan dengan rencana yang telah ditetapkan, tanpa mengabaikan penerapan prinsip tata kelola perusahaan yang baik.

Beberapa indikator yang terlihat, antara lain konsolidasi di bidang usaha, yang diawali oleh diakuisisinya secara resmi anak usaha PT Krakatau Sarana Infrastruktur (KSI) yaitu PT Krakatau Chandra Energi (KCE) yang dulunya bernama PT Krakatau Daya Listrik sebesar 70% dan PT Krakatau Tirta Industri (KTI) sebesar 49%. Kedua entitas tersebut berada secara struktur di bawah anak usaha Perseroan yaitu PT Chandra Daya Investasi (CDI), yang dibentuk untuk menjadi induk usaha lini bisnis solusi infrastruktur.

Perusahaan induk tersebut membawahi KCE di bidang energi listrik, KTI di sektor air, serta PT Redeco Petrolin Utama yang mengurusi bisnis tanki dan dermaga.

PERFORMANCE ASSESSMENT OF THE BOARD OF DIRECTORS

The Board of Commissioners' function of providing assessments to the Board of Directors regarding the Company's management is mandated by statutory regulations as stated in Law Number 40 of 2007 regarding Limited Liability Companies, and Financial Services Authority Regulation (POJK) No. 33/POJK.04/2014 regarding Directors and Boards of Commissioners of Issuers or Public Companies.

These two regulations emphasize the role of the Board of Commissioners in supervising management policies and the management of the Company. On the same occasion, the Board of Commissioners advises the Board of Directors on the Company's operations.

As an implementation of these functions, the Board of Commissioners and Directors sets up an annual work plan in the form of a Scorecard. This plan serves as a reference for the Company's business management throughout the fiscal year.

The Board of Commissioners believes that the Scorecard's strategic plan, in terms of process and implementation, is a strong indicator for assessing the Board of Directors' performance. Indicators or bases for assessment include the implementation of the Board of Commissioners' advice to the Board of Directors during the fiscal year, as well as the Board of Directors' strategic initiatives in response to emerging situations.

In the fiscal year 2023, the Board of Commissioners believes that the Company's business transformation has progressed rapidly and successfully. The Board of Directors was capable of carrying out the plans that had been established while adhering to the principles of good corporate governance.

A number of visible indicators include business sector consolidation, which began with the official acquisition of PT Krakatau Sarana Infrastruktur (KSI) subsidiaries, i.e., PT Krakatau Chandra Energi (KCE), which was previously known as PT Krakatau Daya Listrik by 70%, and PT Krakatau Tirta Industri (KTI) by 49%. Both entities are structured under PT Chandra Daya Investasi (CDI), which was established to serve as the holding company for the infrastructure solutions business line.

The holding company oversees KCE in the electrical energy sector, KTI in the water sector, and PT Redeco Petrolin Utama in the tanks and jetty businesses.

Tak kalah pentingnya, manajemen berhasil menggandeng mitra strategis, yaitu Electric Generating Public Company Limited atau EGCO Group (EGCO), produsen energi independen di Thailand. Dalam kerja sama itu, EGCO telah mengucurkan dana investasi sebesar US$194 juta ke CDI untuk kepemilikan saham 30%. Dengan demikian, Chandra Asri Group masih menguasai 70%.

Dalam pandangan Dewan Komisaris, kepemilikan saham mayoritas tersebut membuat Chandra Asri Group masih tetap menjadi pengendali perusahaan tersebut. Namun pada saat bersamaan, aksi korporasi tersebut semakin memperkuat reputasi Perseroan sebagai "Mitra Pertumbuhan" bagi pengembangan sektor-sektor strategis di Tanah Air.

Perseroan tetap berkomitmen untuk membangun kompleks petrokimia berskala global kedua (CAP2) dalam upayanya berkontribusi pada pengurangan beban impor. Beradaptasi dengan kondisi global serta tren industri petrokimia yang fluktuatif, Chandra Asri Group kemudian melakukan rekonfigurasi produk yang dihasilkan dari CAP2.

Rekonfigurasi yang dilakukan seiring dengan fokus untuk melakukan perluasan CAP2 di bidang pertumbuhan organik; induk usaha (*holding*) melalui PT Chandra Asri Perkasa (CAP2) juga tengah membangun Pabrik Chlor-Alkali dan Ethylene Dichloride (CA-EDC). Pabrik ini beroperasi di bawah PT Chandra Asri Alkali (CAA), anak usaha dari CAP2 dan nantinya akan menghasilkan kaustik soda dan EDC untuk mendukung pengembangan industri hulu aluminium dan nikel guna mewujudkan percepatan ekosistem *Electric Vehicle* (EV) dalam negeri serta mendukung sektor konstruksi di Tanah Air.

Dari sisi keuangan, Chandra Asri Group juga berhasil membukukan Laba Sebelum Bunga, Pajak, Depresiasi, dan Amortisasi (EBITDA) yang sangat baik, yaitu US$130,0 juta. Dibandingkan tahun sebelumnya yang US$5,3 juta, terjadi kenaikan 2.352,8%.

Sementara pada aspek keberlanjutan, Chandra Asri Group berhasil mendapatkan PROPER EMAS untuk pabrik petrokimia di Ciwandan yang diberikan langsung oleh Wakil Presiden RI K.H. Ma'ruf Amin dan PROPER HIJAU bagi pabrik petrokimia di Pulo Ampel. Seluruh penghargaan termasuk pencapaian penting bagi Chandra Asri Group, karena merupakan apresiasi dari pihak eksternal, dalam hal ini pemerintah melalui Kementerian Lingkungan Hidup dan Kehutanan.

Significantly, management was successful in collaborating with strategic partners, including Electric Generating Public Company Limited, also known as EGCO Group (EGCO), a Thai independent energy producer. EGCO provided CDI with investment funds totaling $194 million for a 30% share ownership in the Company. Thus, the Chandra Asri Group remains in control of 70% of the shares.

In the view of the Board of Commissioners, the Chandra Asri Group remains in control of the company due to its majority share ownership. However, at the same time, this corporate action strengthens the Company's reputation as a 'Growth Partner' for the development of strategic sectors in the country.

The Company remains committed to developing a second world-scale petrochemical complex (CAP2) to help reduce the import burden. Adapting to global conditions and fluctuating petrochemical industry trends, Chandra Asri Group reconfigured the products produced from CAP2.

The reconfiguration is carried out in line with the focus on expanding CAP2 in the field of organic growth; the holding Company, through PT Chandra Asri Perkasa (CAP2), is also building a Chlor-Alkali and Ethylene Dichloride (CA-EDC) plant. This plant is operated by PT Chandra Asri Alkali (CAA), a CAP2 subsidiary, and will eventually produce caustic soda and EDC to support the development of upstream aluminum and nickel industries, thereby accelerating the domestic Electric Vehicle (EV) ecosystem and supporting the Indonesian construction sector.

From a financial perspective, Chandra Asri Group achieved excellent Earnings Before Interest, Tax, Depreciation, and Amortization (EBITDA), totaling US$130.0 million. There was a 2,352.8% increase compared to the previous year, which was US$5.3 million.

Meanwhile, in terms of sustainability, Chandra Asri Group was successful in obtaining GOLD PROPER for the petrochemical plant in Ciwandan, which was granted directly by the Vice President of the Republic of Indonesia, K.H. Ma'ruf Amin, and GREEN PROPER for the petrochemical plant in Pulo Ampel. All awards are significant achievements for the Chandra Asri Group because they represent external recognition, in this case from the government through the Ministry of Environment and Forestry.

Chandra Asri Group juga berhasil menyelesaikan targetnya untuk mengimplementasikan aspal plastik di berbagai daerah berkolaborasi dengan berbagai pihak. Pada akhir tahun 2023, total gelaran aspal plastik telah mencapai 120,83 km menggunakan 144,8 juta plastik kresek. Dengan inisiatif ini, Perseroan berhasil mengelola 1.086 ton sampah plastik agar tidak terbuang ke Tempat Pembuangan Akhir (TPA).

Atas berbagai pencapaian kinerja, baik di bidang operasional, keuangan, serta aspek keberlanjutan yang dicapai oleh manajemen, Dewan Komisaris menilai bahwa kinerja Direksi pada tahun buku 2023 sangat baik. Dewan Komisaris memberikan apresiasi yang tinggi, karena kinerja tahun ini akan sangat penting dalam menentukan arah perjalanan usaha Chandra Asri Group ke depan.

PENGAWASAN TERHADAP PERUMUSAN DAN IMPLEMENTASI STRATEGI

Pelaksanaan fungsi pengawasan Dewan Komisaris merupakan mandat dari peraturan perundang-undangan. Di antaranya, Peraturan Otoritas Jasa Keuangan No. 33/POJK.04/2014 tentang Direksi dan Dewan Komisaris Emiten atau Perusahaan Publik.

Dalam ketentuan tersebut, ditegaskan bahwa Dewan Komisaris bertanggung jawab atas pengawasan terhadap kebijakan pengurusan Perseroan oleh Direksi. Karena itu, Dewan Komisaris memiliki kewajiban rapat bersama Direksi, sedikitnya 1 (satu) kali dalam 4 (empat) bulan, walaupun pelaksanaannya lebih dari ketentuan.

Melalui rapat gabungan itu maupun pertemuan formal dan informal lainnya, Dewan Komisaris memiliki kesempatan untuk menyampaikan hasil pengawasan kepada Direksi. Dalam menjalankan kegiatan pengawasan tersebut, Dewan Komisaris dibantu oleh komite yang berada di bawahnya.

Dari hasil pengawasan terhadap kegiatan usaha sepanjang tahun 2023, Dewan Komisaris berpandangan bahwa terealisasinya rencana strategis sepanjang tahun buku, menunjukkan bahwa Direksi telah merumuskan strategi dengan baik. Direksi telah memperhitungkan berbagai pertimbangan internal maupun eksternal dalam merumuskan strategi dan kebijakan strategis, termasuk menimbang dampaknya terhadap Perseroan dalam jangka pendek, menengah, maupun panjang.

Pencapaian tersebut tidak terlepas dari kemampuan Direksi dalam menerapkan strategi yang tepat, termasuk merespons perkembangan situasi eksternal. Penetapan kebijakan strategis yang direalisasikan sepanjang tahun buku telah terbukti menghasilkan kinerja usaha yang positif bagi Perseroan.

Chandra Asri Group also achieved its goal of implementing plastic asphalt in various regions through collaboration with multiple parties. By the end of 2023, the total plastic asphalt coverage had reached 120.83 km, utilizing 144.8 million plastic bags. With this initiative, the Company was able to manage 1,086 tons of plastic waste from being thrown into final disposal sites (TPA).

The Board of Commissioners believes that the Board of Directors' performance in the 2023 fiscal year was excellent as a result of various performance achievements by management in the operational, financial, and sustainability aspects. The Board of Commissioners expresses its high appreciation, as the 2023 performance will be critical in determining the orientation of Chandra Asri Group's business in the future.

OVERSIGHT OF STRATEGY FORMULATION AND IMPLEMENTATION

The implementation of the supervisory function of the Board of Commissioners is mandated by statutory regulations. One of them is Financial Services Authority Regulation No. 33/POJK.04/2014, concerning the Board of Directors and Boards of Commissioners of Issuers or Public Companies.

This provision emphasizes that the Board of Commissioners is responsible for supervising the Company's management policies as determined by the Board of Directors. As a consequence, the Board of Commissioners is required to meet with the Board of Directors at least once every four months, even if the implementation exceeds the provisions.

Through these joint meetings and other formal and informal meetings, the Board of Commissioners has the opportunity to convey the results of supervision to the Board of Directors. The Board of Commissioners is assisted by committees under them in carrying out these supervisory activities.

Based on the results of monitoring business activities throughout 2023, the Board of Commissioners believes that the implementation of the strategic plan throughout the fiscal year demonstrates that the Board of Directors has set up an effective strategy. The Board of Directors has considered various types of internal and external factors when developing strategic plans and policies, including the impact on the Company in the short, medium, and long term.

This achievement cannot be separated from the Board of Directors' ability to implement appropriate strategies, including responding to changes in external circumstances. The strategic policies implemented throughout the fiscal year have proven to produce positive business performance for the Company.

Dalam proses perumusan strategi tersebut, Dewan Komisaris juga sudah menjadi bagian dalam pelaksanaan tugas pengawasan. Termasuk memberikan nasihat bilamana diperlukan. Untuk itulah, Dewan Komisaris berpandangan bahwa Direksi telah merumuskan strategi dengan baik dan tepat pada tahun buku, begitu juga dengan pelaksanaannya.

Kendati demikian, Dewan Komisaris senantiasa mengingatkan kepada Direksi untuk selalu memperkuat *Emergency Respons Procedure* (ERP), sekaligus meningkatkan perawatan (*maintenance*) untuk keandalan operasional pabrik. Upaya mitigasi risiko ini sangat penting untuk mendukung *operational excellence* yang telah ditetapkan oleh Perseroan.

Berkenaan dengan adanya gangguan pada alat yang terkait dengan pipa air pendingin milik Perseroan di akhir Januari 2024, Dewan Komisaris mendukung kebijakan manajemen yang memberikan prioritas perhatian kepada masyarakat serta keselamatan dan kesehatan karyawan, termasuk melakukan *shutdown* sementara pada pabrik. Hal ini sejalan dengan prosedur standar operasional yang ada.

Dewan Komisaris berharap kebijakan dalam memitigasi potensi risiko yang sudah baik tersebut terus disesuaikan agar dapat mengantisipasi perkembangan yang mungkin terjadi. Untuk mewujudkan hal itu, demi merawat kebaikan Perseroan dan para pemangku kepentingan khususnya masyarakat sekitar wilayah operasi, Dewan Komisaris akan memantau prosesnya, sebagai bagian dari pelaksanaan fungsi pengawasan.

PANDANGAN TERHADAP PROSPEK USAHA

Dewan Komisaris meyakini bahwa prospek usaha Chandra Asri Group ke depan akan semakin baik, seiring dengan adanya diversifikasi usaha. Melalui ekspansi tersebut, ekosistem bisnis solusi kimia Perseroan akan semakin kuat, begitu juga fundamental keuangan dengan adanya sumber pendanaan yang positif dari lini bisnis solusi infrastruktur.

Potensi tersebut telah disampaikan oleh Direksi, seperti disusun dalam rencana kegiatan usaha Chandra Asri Group pada tahun depan. Dewan Komisaris telah melakukan penelaahan terhadap dokumen tersebut dan akan memberikan dukungan sepenuhnya terhadap rencana strategis yang telah disiapkan oleh Direksi.

Dalam penyusunan prospek usaha itu misalnya, untuk bisnis petrokimia, Perseroan memandang bahwa kebutuhan di dalam negeri masih sangat besar. Apalagi posisi Indonesia saat ini masih sebagai importir bersih (*net importer*), sehingga produk Perseroan tetap dapat terserap walaupun ada pasokan yang berlebihan.

In the process of formulating this strategy, the Board of Commissioners has also been involved in implementing its supervisory duties. This includes providing advice when necessary. As a result, the Board of Commissioners believes that the Board of Directors has developed an effective and appropriate strategy for the fiscal year, as well as its implementation.

However, the Board of Commissioners always reminds the Board of Directors to strengthen the Emergency Response Procedure (ERP) and improve maintenance to ensure the plants operational reliability. This risk mitigation effort is critical to achieving the Company's operational excellence goals.

In terms of the disruption to the Company's equipment, which is related to the cooling water pipes, at the end of January 2024, the Board of Commissioners supports management policies that prioritize community service and employee safety and health, including a temporary shutdown of the plant. This is in line with existing standard operating procedures.

The Board of Commissioners expects that existing policies for mitigating potential risks will continue to be updated so that they can anticipate future developments. To achieve this, the Board of Commissioners will monitor the process as part of its supervisory function to ensure the well-being of the Company and its stakeholders, particularly the community surrounding the operational area.

VIEWS ON BUSINESS PROSPECTS

The Board of Commissioners believes that Chandra Asri Group's business prospects will improve further as a result of business diversification. This expansion will strengthen the Company's chemical solutions business ecosystem as well as its financial fundamentals, with positive funding sources from the infrastructure solutions business line.

The opportunity has been conveyed by the Board of Directors, as detailed in the Chandra Asri Group's business activity plan for the coming year. The Board of Commissioners has analyzed the document and will fully support the strategic plan developed by the Board of Directors.

In preparing business prospects, such as for the petrochemical industry, the Company considers that domestic needs remain very large. Furthermore, Indonesia's current position as a net importer indicates the Company's products can still be absorbed even when there is an excess supply.

Kemudian dari lini bisnis solusi infrastruktur. Pada tahun 2023, seluruhnya telah terkonsolidasi dengan baik, sehingga untuk tahun depan, Chandra Asri Group dapat menjalankannya sesuai dengan rencana strategis yang telah ditetapkan.

Perubahan penting yang terjadi pada Chandra Asri Group pada tahun buku 2023 akan menjadi landasan bagi Perseroan untuk berkembang secara berkelanjutan. Ekosistem bisnis solusi kimia semakin kuat dengan adanya lini bisnis solusi infrastruktur, kinerja keuangan juga bakal semakin baik.

Karena itu, Dewan Komisaris memberikan dukungan penuh pada prospek usaha yang telah disusun oleh Direksi. Dalam pelaksanaannya, Dewan Komisaris bersama Direksi akan mengevaluasi secara berkala sambil menyesuaikan dengan segala perkembangan yang terjadi pada tahun buku 2024.

Dewan Komisaris menyampaikan apresiasi dan terima kasih kepada pemegang saham yang telah memberikan dukungan terhadap inisiatif diversifikasi bisnis yang dijalankan oleh Perseroan. Dukungan tersebut akan memperkuat upaya Perseroan untuk terus tumbuh dan berkembang secara berkelanjutan.

PENERAPAN TATA KELOLA PERUSAHAAN

Chandra Asri Group senantiasa memutakhirkan penerapan prinsip-prinsip Tata Kelola Perusahaan yang Baik atau *Good Corporate Governance* (GCG) selaras dengan perkembangan peraturan perundang-undangan serta praktik terbaik di industri. Penyesuaian tersebut dilakukan secara berkesinambungan, karena Perseroan meyakini bahwa GCG menjadi bagian tak terpisahkan dari upaya agar kinerja Perseroan dapat tumbuh secara berkelanjutan. Melalui penerapan GCG, Perseroan berupaya menjadi entitas bisnis yang adaptif, berkesinambungan, serta berkembang dengan memiliki daya saing yang baik.

Untuk mendukung penerapan GCG, Chandra Asri Group telah memiliki struktur tata kelola perusahaan, yang terutama mengacu pada Undang-Undang Nomor 40 Tahun 2007 tentang Perseroan Terbatas. Organ tata kelola tertinggi berada di tangan Rapat Umum Pemegang Saham (RUPS), diikuti Dewan Komisaris sebagai organ pengawas dan Direksi sebagai organ pelaksana.

Sistem tersebut merupakan kerangka kerja yang mengatur pola hubungan penerapan GCG di lingkungan Chandra Asri Group. Masing-masing organ memiliki batasan tugas, tanggung jawab, serta wewenang dan dijalankan secara independen, sesuai dengan mekanisme yang diatur dalam

From the infrastructure solutions business line, everything has been well consolidated in 2023, allowing Chandra Asri Group to carry out operations in accordance with the set-up strategic plan for the following year.

The significant changes that occurred at Chandra Asri Group during the fiscal year 2023 will become the foundation for the Company's sustainability growth. The infrastructure solutions business line will strengthen the chemical solutions business ecosystem while also improving financial performance.

Therefore, the Board of Commissioners fully supports the business prospects that have been set up by the Board of Directors. In its implementation, the Board of Commissioners and the Board of Directors will conduct periodic evaluations while adapting to all developments that occur during the fiscal year 2024.

The Board of Commissioners expresses appreciation and gratitude to shareholders who have supported the Company's business diversification initiatives. This support will strengthen the Company's effort to continue to grow and develop sustainably.

IMPLEMENTATION OF CORPORATE GOVERNANCE

Chandra Asri Group always updates its implementation of Good Corporate Governance (GCG) principles in line with changes in laws and regulations as well as industry best practices. These changes are carried out on a continuous basis because the Company believes that GCG is an essential component of efforts to ensure the Company's long-term performance growth. Through the implementation of GCG, the Company strives to become an adaptive, sustainable, and growing business entity with high competitiveness.

To support the implementation of GCG, Chandra Asri Group has a corporate governance structure, which mainly refers to Law Number 40 of 2007 on Limited Liability Companies. The General Meeting of Shareholders (GMS) is the highest level of governance, followed by the Board of Commissioners serving as the supervisory organ and the Board of Directors as the implementing organ.

The system is a framework that governs the GCG implementation pattern within the Chandra Asri Group. Each organ has specific duties, responsibilities, and authorities and is carried out independently, in accordance with the mechanisms established by law, other regulatory regulations,

undang-undang, peraturan regulator lainnya, anggaran dasar Perseroan, nilai-nilai perusahaan, kode etik, serta peraturan dan kebijakan perusahaan lainnya.

Dengan melihat perkembangan tersebut, Dewan Komisaris menilai bahwa penerapan GCG di lingkungan Perseroan telah berjalan dengan baik. Apalagi, sebagai bagian dari penerapannya, Perseroan juga telah memiliki mekanisme dalam pengelolaan risiko.

Manajemen Risiko Perseroan merupakan upaya untuk mengidentifikasi seluruh risiko dan mengelola posisi risiko sesuai kebijakan dan *risk appetite*. Perseroan juga meninjau sistem dan kebijakan manajemen risiko secara berkala untuk disesuaikan dengan keadaan di pasar usaha.

Dalam menjalankan operasi, risiko-risiko diatur secara hati-hati guna menghindari potensi kerugian bagi Perseroan. Chandra Asri Group juga melibatkan karyawan untuk turut berkontribusi dalam penerapan manajemen risiko serta memberikan masukan yang penting dalam pengambilan keputusan. Dengan demikian, manajemen beserta seluruh karyawan berkomitmen untuk mengimplementasikan manajemen risiko.

KEBIJAKAN HAK ASASI MANUSIA DAN PENANGANAN PENGADUAN

Pada tahun 2023, Perseroan menerbitkan 2 (dua) kebijakan, yaitu Kebijakan Hak Asasi Manusia dan Kebijakan Penanganan Pengaduan. Pada tahun 2023, Chandra Asri Group telah memutakhirkan penerapan prinsip GCG melalui Kebijakan Hak Asasi Manusia yang disahkan oleh Keputusan Presiden Direktur Chandra Asri No. 002/LGC-CAP/BOD RES/X/2023 tanggal 13 Oktober 2023. Kebijakan ini akan ditinjau dan direvisi secara berkala untuk telah memenuhi etika dan standar tertinggi yang berlaku di masyarakat.

Kebijakan Hak Asasi Manusia dibuat sejalan dengan Deklarasi Universal Hak Asasi Manusia Perserikatan Bangsa-Bangsa dan prinsip-prinsip Deklarasi Organisasi Perburuhan Internasional tahun 1998 tentang Prinsip dan Hak Mendasar di Tempat Kerja. Kebijakan ini juga dikembangkan berdasarkan peraturan perundang-undangan yang berlaku di Indonesia serta mengadopsi budaya dan adat istiadat setempat.

Kebijakan Hak Asasi Manusia ini merupakan bentuk komitmen lebih lanjut Chandra Asri Group dalam mengimplementasikan Kode Etik Chandra Asri, terutama terkait dengan penghormatan terhadap hak-hak dasar manusia. Karena itu, Perseroan menerapkan kebijakan tersebut di semua area operasi bisnis.

the Company's Articles of Association, corporate values, a code of conduct, and other Company regulations and policies.

Based on these developments, the Board of Commissioners concludes that the implementation of GCG within the Company was successful. Moreover, as part of its implementation, the Company also has a mechanism for managing risk.

Company risk management is the process of identifying all risks and managing them in accordance with policy and risk appetite. The Company also conducts periodic reviews of its risk management systems and policies to ensure that they are up-to-date with market conditions.

In carrying out operations, risks are carefully managed to protect the Company from potential losses. Employees at Chandra Asri Group are also involved in the implementation of risk management and provide valuable input in decision-making. Thus, management and all employees are committed to implementing risk management.

HUMAN RIGHTS AND WHISTLEBLOWING MANAGEMENT POLICY

In 2023, the Company issued two policies: the Human Rights Policy the Whistleblowing Management Policy. In 2023, Chandra Asri Group updated its implementation of GCG principles through the Human Rights Policy, which was ratified by President Director Chandra Asri Decree No. 002/LGC-CAP/BOD RES/X/2023 dated 13 October 2023. This policy will be reviewed and revised on a regular basis to ensure it meets the highest ethical and societal standards.

The Human Rights Policy was developed in accordance with the United Nations Universal Declaration of Human Rights and the principles of the 1998 Declaration of the International Labour Organization on Fundamental Principles and Rights at Work. This policy was also developed in accordance with applicable Indonesian laws and regulations, as well as local culture and customs.

This Human Rights Policy reflects Chandra Asri Group's further commitment to implementing the Chandra Asri Code of Ethics, especially in terms of respect for basic human rights. As a result, the Company implements this policy throughout all aspects of its business operations.

Kebijakan Penanganan Pengaduan merupakan salah satu upaya Perseroan dalam memberikan kesempatan kepada seluruh karyawan, anak perusahaan, dan mitra bisnis untuk mengonsultasikan suatu kondisi tertentu yang dihadapi atau membuat laporan dugaan pelanggaran kepada manajemen Perseroan. Perseroan juga telah membentuk Komite Whistleblower yang bertugas untuk mengelola semua laporan/pengaduan yang diterima, melakukan investigasi, memberikan rekomendasi solusi atas kasus, dan mengambil keputusan akhir. Komite ini dikepalai oleh Manajemen Perseroan dan memiliki Tim Investigasi yaitu Divisi Legal serta Divisi Human Resources Employee ditambah divisi terkait yang diperlukan untuk menangani kasus tertentu.

Dalam pandangan Dewan Komisaris, lahirnya 2 (dua) kebijakan baru tersebut merupakan inisiatif penting dari upaya Chandra Asri Group menerapkan prinsip GCG serta menjaga integritas Perseroan. Karena itu, Dewan Komisaris memberikan apresiasi yang tinggi kepada Direksi atas inisiatif-inisiatif baru tersebut.

PERUBAHAN KOMPOSISI DEWAN KOMISARIS DAN ALASANNYA

Pada tahun 2023 telah terjadi perubahan komposisi Dewan Komisaris. Rapat Umum Pemegang Saham (RUPS) Tahunan tanggal 17 Mei 2023 telah menyetujui pengunduran diri Kulachet Dharachandra dari jabatannya selaku Komisaris Perseroan terhitung efektif sejak tanggal 1 Juli 2023. Chandra Asri Group mengucapkan terima kasih atas jasa-jasa yang telah diberikan kepada Perseroan selama masa jabatannya.

RUPS juga telah menyetujui pengangkatan Chatri Eamsobhana sebagai Komisaris yang baru terhitung efektif sejak tanggal 1 Juli 2023 sampai dengan ditutupnya Rapat Umum Pemegang Saham Tahunan Perseroan yang akan diadakan pada tahun 2024.

APRESIASI

Dewan Komisaris menyampaikan rasa syukur atas pencapaian usaha Chandra Asri Group sepanjang tahun buku 2023. Banyak pencapaian penting yang telah tercipta, terutama fundamental Perseroan yang semakin kuat.

Karena itu, Dewan Komisaris menyampaikan terima kasih kepada Direksi dan jajaran organisasi di bawahnya atas beragam pencapaian di tahun 2023. Para karyawan juga telah menunjukkan dedikasinya serta kerja keras yang sangat baik, sehingga mendukung kinerja Perseroan yang positif.

The Whistleblowing Management Policy is one of the Company's efforts to allow all employees, subsidiaries, and business partners to consult on certain conditions or report potential breaches to the Company's management. The Company has also established a Whistleblower Committee, whose responsibilities include managing all reports/complaints received, conducting investigations, recommending solutions to cases, and making final decisions. This committee is led by Company Management and involves an Investigation Team, which consists of the Legal Division and the Human Resources Employee Division, as well as any other divisions required to handle specific cases.

The Board of Commissioners believes that the establishment of these 2 (two) new policies is an important initiative in Chandra Asri Group's efforts to implement GCG principles and maintain the Company's integrity. As a result, the Board of Commissioners expresses its high appreciation to the Board of Directors for these new initiatives.

CHANGES IN THE COMPOSITION OF THE BOARD OF COMMISSIONERS AND THE REASONS

There was a change in the composition of the Board of Commissioners in 2023. The Annual General Meeting of Shareholders (GMS) on 17 May 2023, approved Kulachet Dharachandra's resignation from his position as Commissioner of the Company, effective 1 July 2023. The Chandra Asri Group expressed gratitude for the services that were contributed to the Company during his term of office.

The GMS has also approved Chatri Eamsobhana's appointment as a new Commissioner, effective 1 July 2023, until the closing of the Company's Annual General Meeting of Shareholders in 2024.

APPRECIATION

The Board of Commissioners expresses its gratitude for the Chandra Asri Group's business achievements throughout the fiscal year 2023. Many significant achievements have been made, especially the Company's increasingly strong fundamentals.

Therefore, the Board of Commissioners expresses its appreciation to the Board of Directors and the organizations under them for their several accomplishments in 2023. The employees have also demonstrated excellent dedication and hard work, contributing to the Company's positive performance.

Dewan Komisaris sekaligus menyampaikan apresiasi kepada para pemegang saham yang telah memberikan kepercayaan dan arahan kepada Dewan Komisaris dalam menjalankan tugas dan fungsinya. Apresiasi juga kami sampaikan kepada regulator yang telah ikut mengawasi kegiatan usaha Perseroan serta memberikan bimbingan kepada Perseroan dari aspek kepatuhan.

The Board of Commissioners also expresses its gratitude to the shareholders for their trust and direction to the Board of Commissioners in carrying out their duties and functions. We also wish to express our appreciation to the regulators who have overseen the Company's business activities and provided compliance guidance to the Company.

Dewan Komisaris mengucapkan terima kasih yang setinggi-tingginya kepada seluruh mitra kerja Perseroan atas kerja samanya pada tahun buku. Semoga apa yang sudah terjalin dengan baik dapat terus ditingkatkan di masa-masa yang akan datang.

Finally, the Board of Commissioners wishes to express its gratitude to all of the Company's business partners for their cooperation throughout the fiscal year. Hopefully, what has already been established can continue to be improved in the future.

Atas Nama Dewan Komisaris PT Chandra Asri Pacific Tbk
On behalf of the Board of Commissioners of PT Chandra Asri Pacific Tbk

Jakarta, April 2024
Jakarta, April 2024

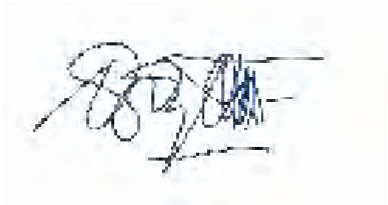

Djoko Suyanto
Presiden Komisaris
President Commissioner

LAPORAN DEWAN DIREKSI
Report from the Board of Directors



ERWIN CIPUTRA
Presiden Direktur
President Director

Pemegang saham dan pemangku kepentingan yang terhormat,

Tahun buku 2023 begitu bermakna bagi PT Chandra Asri Pacific Tbk ("Chandra Asri Group", "Perseroan") di mana kami melaksanakan strategi pertumbuhan yang tangkas dan tangguh. Tahun ini menjadi momen titik balik bagi Perseroan dalam melakukan berbagai inisiatif strategis untuk menguatkan posisi Chandra Asri Group. Strategi tersebut bertujuan untuk memberikan manfaat maksimal kepada para pemegang saham serta pemangku kepentingan lain, termasuk menjadi mitra pertumbuhan bagi Indonesia.

Dear shareholders and stakeholders,

The 2023 fiscal year is an important one for PT Chandra Asri Pacific Tbk ("Chandra Asri Group", "the Company"), as we implement an agile and resilient growth strategy. This year is a turning point for the Company in implementing a number of strategic initiatives to strengthen the Chandra Asri Group's position. This strategy aims to provide maximum benefits for shareholders and other stakeholders, including becoming a growth partner for Indonesia.

Karena itu, Chandra Asri Group memandang tahun 2023 sebagai perjalanan transformasional untuk penguatan bisnis di industri kimia sekaligus membuat langkah yang berani dalam melakukan diversifikasi bisnis ke sektor infrastruktur. Inisiatif ini akan mendukung stabilitas dan pertumbuhan bagi kinerja Perseroan.

Apalagi selama periode 2 (dua) tahun terakhir, industri petrokimia dipenuhi oleh tantangan dalam bisnis global serta volatilitas pasar. Perseroan merespons kondisi tersebut secara proaktif dan tangkas dengan membuat pengambilan keputusan yang strategis. Perseroan terus beradaptasi dengan mengeksekusi fokus ganda, yaitu pada pertumbuhan organik di sektor kimia dan program merger dan akuisisi di sektor infrastruktur. Seiring dengan pengembangan tersebut, terjadi beberapa perubahan penting pada Perseroan.

PERUBAHAN PENTING PERSEROAN

Pengembangan Lini Bisnis Melalui Diversifikasi

Setelah 31 tahun fokus di sektor petrokimia hingga menjadi perusahaan petrokimia terintegrasi yang terbesar di Indonesia, mulai tahun 2023 Chandra Asri Group melakukan diversifikasi ke sektor usaha yang relevan: solusi infrastruktur. Lini bisnis ini diawali dengan resmi diakuisisinya anak usaha PT Krakatau Sarana Infrastruktur (KSI) yaitu PT Krakatau Chandra Energi (KCE) yang dulunya bernama PT Krakatau Daya Listrik sebesar 70% dan PT Krakatau Tirta Industri (KTI) sebesar 49%. Pembelian kedua entitas ini dilakukan melalui PT Chandra Daya Investasi, yaitu anak usaha Chandra Asri Group yang didedikasikan untuk bisnis solusi infrastruktur.

Pengembangan bisnis Perseroan tidak terbatas pada infrastruktur kelistrikan dan air. Chandra Asri Group juga mulai menjajaki peluang pengembangan bisnis di bidang kepelabuhanan (*ports*) yang saat ini infrastrukturnya sudah dimiliki oleh Perseroan.

Kendati demikian, sektor kimia tetap menjadi bisnis inti (*core business*) Chandra Asri Group. Perseroan tetap berkomitmen untuk membangun kompleks petrokimia kedua berskala global (CAP2) dalam upayanya berkontribusi pada pengurangan beban impor. Beradaptasi dengan kondisi global serta tren industri petrokimia yang fluktuatif, Chandra Asri Group kemudian melakukan rekonfigurasi produk yang dihasilkan dari CAP2. Rekonfigurasi tersebut seiring dengan fokus untuk melakukan perluasan CAP2 di bidang pertumbuhan organik. Induk usaha (*holding company*) melalui PT Chandra Asri Perkasa (CAP2) juga akan membangun pabrik Chlor-Alkali dan Ethylene dichloride (CA-EDC). Pabrik ini beroperasi di bawah PT Chandra Asri Alkali (CAA), anak usaha dari CAP2.

Pabrik tersebut akan menghasilkan kaustik soda dan EDC yang dapat digunakan untuk beragam produk akhir. Di antaranya, mendukung pengembangan industri hulu aluminium dan nikel guna mewujudkan percepatan ekosistem *Electric*

Therefore, Chandra Asri Group considers 2023 a transformative journey for strengthening its business in the chemical industry while also taking big steps to diversify into the infrastructure sector. This initiative will help stabilize and grow the Company's performance.

Furthermore, over the last two years, the petrochemical industry has faced challenges in global business and market volatility. The Company proactively and agilely responded the situation by making strategic decisions. The Company continues to adapt by executing a dual strategy, namely organic growth in the chemical sector and a merger and acquisition program in the infrastructure sector. Along with this development, several significant changes occurred within the Company.

IMPORTANT CHANGES TO THE COMPANY

Business Line Development Through Diversification

After 31 years of focusing on the petrochemical sector to become Indonesia's largest integrated petrochemical company, Chandra Asri Group diversified into a relevant business sector: infrastructure solutions, starting in 2023. This business line began with the official acquisition of subsidiaries of PT Krakatau Sarana Infrastruktur (KSI), which was PT Krakatau Chandra Energi (KCE), formerly known as PT Krakatau Daya Listrik, for 70% and PT Krakatau Tirta Industri (KTI) for 49%. The purchase of these two entities was carried out by PT Chandra Daya Investasi, a Chandra Asri Group's subsidiary dedicated to infrastructure solutions business.

The Company's business development is not limited to electricity infrastructure and water. Chandra Asri Group is also exploring business development opportunities in the field of ports, for which the Company currently owns its own infrastructure.

However, the chemical sector remains as Chandra Asri Group's core business. The Company remains committed to building the second world-scale petrochemical complex (CAP2) to help reduce import burden. Adapting to global conditions and fluctuating petrochemical industry trends, Chandra Asri Group then reconfigured the products produced from CAP2. The reconfiguration is in line with the focus on expanding CAP2 in the field of organic growth. The holding company, through PT Chandra Asri Perkasa (CAP2), will also build a Chlor-Alkali and Ethylene Dichloride (CA-EDC) plant. This plant is operated by PT Chandra Asri Alkali (CAA), a subsidiary of CAP2.

The plant will produce caustic soda and EDC, which can be used in a variety of final products. Among other things, it will support the development of upstream aluminum and nickel industries in order to accelerate the domestic Electric

Vehicle (EV) dalam negeri serta mendukung sektor konstruksi di Tanah Air. Selain itu, pabrik ini dapat mendukung industri hilir untuk produk rumah tangga sehari-hari seperti sabun dan detergen.

Produk keluaran pabrik CA-EDC sekaligus mendukung proses pemurnian nikel dan alumina serta industri pemurnian air. Manfaatnya juga akan diterima oleh pabrik *polyvinyl chloride* (PVC) untuk produksi plastik, yang biasanya dipakai pada sektor konstruksi dan kemasan.

Saat ini, perkembangan pabrik CA-EDC telah mencapai kemajuan besar dan bergerak sesuai perencanaan untuk mengambil Keputusan Investasi Akhir (FID) pada tahun 2024. Pabrik ditargetkan mulai beroperasi pada awal tahun 2027.

Untuk lini bisnis solusi infrastruktur, Chandra Asri Group bergerak melalui CDI yang melingkupi sektor listrik yang dikelola oleh KCE dan sektor air yang dikelola oleh KTI. Lini bisnis infrastruktur ini akan memperkuat bisnis utama Perseroan, yaitu sektor kimia. Selain itu, Perseroan melihat peluang untuk dapat meluaskan usaha infrastruktur ini dalam melayani sektor industri lain serta masyarakat di Cilegon.

Ke depan, bisnis energi listrik Chandra Asri Group mengarah pada penyediaan energi baru dan terbarukan (EBT). Saat ini, kapasitas pembangkit listrik KCE mencapai 120 megawatt.

PERGANTIAN NAMA PERSEROAN SERTA VISI DAN MISI

Proses diversifikasi sepanjang tahun 2023 telah berjalan dengan baik. Chandra Asri Group tak lagi sekadar menjadi perusahaan di bidang kimia, tetapi juga infrastruktur. Seiring dengan perubahan tersebut, Rapat Umum Pemegang Saham Luar Biasa (RUPSLB) yang digelar pada 29 Desember 2023 pun menyetujui pergantian nama Perseroan, dari PT Chandra Asri Petrochemical Tbk menjadi PT Chandra Asri Pacific Tbk. Perubahan nama ini menjadi keniscayaan, selaras dengan adanya diversifikasi yang telah berjalan.

Perubahan nama tersebut sekaligus mengubah Anggaran Dasar Perseroan tentang nama. Materi ini termasuk yang disetujui dalam RUPSLB.

Bersamaan dengan perubahan nama perusahaan, Chandra Asri Group memperbarui visi dan misi Perseroan, sehingga menjadi:

Vehicle (EV) ecosystem and the country's construction sector. In addition, the plant can support downstream industries for daily household products like soap and detergent.

The products manufactured by the CA-EDC plant also benefit the nickel and alumina refining processes, as well as the water purification industry. Polyvinyl chloride (PVC) plants will also benefit from the products, i.e., for the production of plastic, which is commonly used in the construction and packaging industries.

Currently, the development of the CA-EDC plant has made significant progress and is on track to take a Final Investment Decision (FID) in 2024. The plant is expected to start operations in early 2027.

Chandra Asri Group operates through CDI for the infrastructure solutions business line, which includes the electricity sector managed by KCE and the water sector managed by KTI. This infrastructure business line will strengthen the Company's primary business, the chemical sector. In addition, the Company looks at opportunities to expand its infrastructure business to serve other industrial sectors as well as the Cilegon community.

In the future, Chandra Asri Group's electrical energy business will focus on providing new and renewable energy (EBT). Currently, KCE produces 120 megawatts of power generation capacity.

CHANGE OF COMPANY NAME, VISION, AND MISSION

The diversification process in 2023 has gone well. Chandra Asri Group is more than just a chemical company; but also an infrastructure one. Following these changes, the Extraordinary General Meeting of Shareholders (EGMS), held on 29 December 2023, approved the Company's name change from PT Chandra Asri Petrochemical Tbk to PT Chandra Asri Pacific Tbk. This name change is inevitable, in line with the ongoing diversification.

The Company's Articles of Association regarding names were also changed as a result of the name change. This material was among those approved at the EGMS.

Simultaneously with the name change, Chandra Asri Group updated its vision and mission to become:

VISI
"Perusahaan solusi kimia dan infrastruktur terkemuka di Indonesia."

MISI
"Di Chandra Asri, kami berdedikasi untuk meningkatkan kehidupan, masyarakat, dan lingkungan. Misi kami dibangun di atas pilar solusi inovatif dan kemitraan yang kuat, dengan komitmen kokoh terhadap keberlanjutan, keselamatan, dan praktik terbaik."

STRATEGI DAN KEBIJAKAN STRATEGIS

Kendala dan Tantangan
Sektor petrokimia tergolong bisnis yang sangat fluktuatif dan sensitif terhadap dinamika ekonomi dan politik di tingkat global. Sebab sektor tersebut sangat bergantung pada harga minyak di pasar internasional, mengingat bahan bakunya adalah komoditas energi fosil tersebut. Selain itu, pasarnya dikuasai Tiongkok, negara besar yang sangat berpengaruh terhadap pasokan produk dan harga.

Seperti saat ini, kondisi perekonomian negara tersebut belum sepenuhnya pulih pasca pandemi COVID-19 ditambah dengan ketegangan geopolitik global. Kondisi tersebut membuat dunia usaha belum sepenuhnya membaik seperti sebelum pandemi, sehingga permintaan terhadap produk petrokimia secara global cenderung lemah walaupun pasokannya tetap besar. Akibatnya, harga produk tertekan lantaran terjadi kelebihan pasokan (*over supply*).

Pasokan yang berlebihan di pasar global, khususnya kawasan Asia itu, paling memungkinkan dikirim ke Indonesia. Selain pasarnya sangat besar, tidak ada hambatan pula di bidang tarif. Banjirnya produk asal Tiongkok berdampak pada penurunan harga jual produk, sehingga menekan pendapatan Perseroan. Kendati demikian, mengingat tingkat permintaan produk petrokimia di Indonesia masih sangat besar, produk Perseroan masih terserap walaupun harganya melemah dan mengakibatkan marjinnya semakin kecil.

Selain menghadapi tantangan di pasar, menjelang akhir Januari 2024, sempat terjadi gangguan pada *operational excellence*, yakni terkait dengan fasilitas produksi Perseroan yang terletak di Ciwandan, Banten. Gangguan terjadi pada sebuah alat yang terkait dengan pipa air pendingin, bukan karena kebocoran gas seperti informasi yang beredar, sehingga mengharuskan Perseroan melakukan aktivitas pembakaran di cerobong atau *flaring*.

Chandra Asri Group telah memiliki prosedur standar di bidang operasional dalam memitigasi kondisi seperti itu. Karena itu, gangguan cepat teratasi. Kendati demikian, bagi Perseroan, keselamatan dan kesehatan karyawan serta

VISION
"The leading chemical and infrastructure solutions company in Indonesia."

MISSION
"At Chandra Asri, we are committed to improving lives, communities, and the environment. Our mission is built on the pillars of innovative solutions and strong partnerships, as well as a strong commitment to sustainability, safety, and best practices."

STRATEGIES AND STRATEGIC POLICIES

Obstacles and Challenges
The petrochemical sector is a highly fluctuating business and sensitive towards global economic and political dynamics. This sector is very dependent on oil prices on the international market, considering that its raw material is a fossil energy commodity. In addition, the market is dominated by China, a large country with significant influence over product supply and prices.

Currently, the country's economy has yet to fully recover from the COVID-19 pandemic, and has been worsened by global geopolitical tensions. The business world has not fully recovered back to the one before the pandemic due to that condition, so that global demand for petrochemical products tends to be weak, despite the fact that supply remains high. As a result, product prices have dropped due to excess supply (over supply).

Excess supply in the global market, particularly in the Asian region, will almost certainly be sent to Indonesia. Apart from being an extremely large market, there are no tariff barriers. The excess supply of Chinese products has resulted in lower product selling prices, putting pressure on the Company's income. However, considering the high demand for petrochemical products in Indonesia, the Company's products are still being absorbed, even though prices are dropping and margins are decreasing.

Apart from market challenges, there was a disruption to operational excellence towards the end of January 2024, specifically at the Company's production facilities in Ciwandan, Banten. The disruption occurred in an equipment related to the cooling water pipe, rather than a gas leak as previously reported, requiring the Company's to conduct flaring activities in the chimney.

Chandra Asri Group has standard operational procedures in place to mitigate such situations, which resulted in the issue being resolved quickly. However, the Company continues to prioritize the safety and health of its employees and the

masyarakat sekitar tetap menjadi prioritas dan Perseroan akan terus menguatkan *emergency response procedure* kedepannya.

Tantangan lain yang harus dihadapi Perseroan, yakni berkenaan dengan kebijakan diversifikasi usaha serta masuknya entitas anak yang mengelola sektor non-kimia dalam bisnis Chandra Asri Group sejak tahun 2023. Perkembangan tersebut membuat Perseroan perlu melakukan penyelarasan di bidang Sumber Daya Manusia (SDM). Terutama berkenaan dengan nilai-nilai perusahaan entitas anak yang dianut, kini harus sejalan dengan yang telah menjadi nilai-nilai Perseroan.

PENERAPAN STRATEGI DAN KEBIJAKAN STRATEGIS

Menghadapi beragam tantangan tahun 2023, baik dari eksternal maupun internal, Chandra Asri Group telah merealisasikan sejumlah strategi dan kebijakan strategis. Di bidang operasional produksi, Perseroan terus menjaga *operational excellence*, yang di antaranya, dilakukan melalui perawatan mesin pabrik dan fokus pada keselamatan dan kesehatan kerja. Sejalan dengan penguatan *operational excellence*, Perseroan juga terus memperkuat *Emergency Response Procedure* (ERP) untuk memitigasi situasi darurat yang mungkin timbul.

Chandra Asri Group selalu menjaga ketahanan finansial sehingga siap mendukung kelancaran jalannya Perseroan dan juga kebutuhan pengembangan usaha sehingga dapat dilaksanakan dengan baik. Dalam melaksanakan berbagai inisiatif penting untuk melakukan pengembangan usaha, Chandra Asri Group selalu mendapatkan dukungan dari pemegang saham utama, yakni Barito Pacific Group, perusahaan yang bergerak di sektor sumber daya alam terdiversifikasi dan terintegrasi.

Selain itu, Chandra Asri Group bermitra dengan perusahaan yang tidak hanya kuat secara permodalan, tetapi juga teruji dan memiliki reputasi baik. Misalnya, Perseroan bermitra dengan Thai Oil Public Company Limited (Thaioil), perusahaan kilang minyak terbesar di Thailand dan SCG Chemical Public Co. Ltd., salah satu perusahaan petrokimia terbesar di Asia. Untuk infrastruktur energi listrik dan air, Perseroan bermitra dengan PT Krakatau Steel Tbk yang menjadi produsen baja terintegrasi terbesar di Indonesia serta Posco, produsen baja terbesar ke-7 di dunia versi World Steel Association.

Sedangkan di perusahaan induk solusi infrastruktur, yakni PT Chandra Daya Investasi (CDI), Perseroan bermitra dengan Electric Generating Public Company Limited atau EGCO Group (EGCO), produsen energi independen dari Thailand.

surrounding community and the Company will continue to strengthen its emergency response procedures in the future.

Other challenges that must be addressed include the business diversification policy and the inclusion of subsidiaries that manage the non-chemical sector in Chandra Asri Group's business since 2023. As a result of this development, the Company must conduct an alignment in the field of Human Resources (HR). Especially with regard to the subsidiaries' company values, they now must be in line with the Company's values.

IMPLEMENTATION OF STRATEGY AND STRATEGIC POLICY

Facing various challenges in 2023, both external and internal, Chandra Asri Group has implemented a number of strategies and strategic policies. In the field of production operations, the Company continues to maintain operational excellence, which, among other things, is done through maintenance of plant equipments and focus on safety and occupational health. In line with efforts in strengthening operational excellence, the Company also continues to strengthen Emergency Response Procedures (ERP) to mitigate emergency situations that may arise.

Chandra Asri Group also maintains its financial resilience to be ready to support the Company's business continuity as well as its business development needs so that it can be implemented well. In carrying out various important initiatives for business development, Chandra Asri Group has always received support from its main shareholder, the Barito Pacific Group, which operates in the diversified and integrated natural resources sector.

In addition, Chandra Asri Group collaborates with companies that are not only strong in terms of capital but also proven and have a good reputation. For instance, the Company collaborates with Thai Oil Public Company Limited (Thaioil), the largest oil refinery company in Thailand, and SCG Chemical Public Co. Ltd., one of the largest petrochemical companies in Asia. For electricity and water energy infrastructure, the Company collaborates with PT Krakatau Steel Tbk, Indonesia's largest integrated steel producer, and Posco, the world's seventh largest steel producer according to the World Steel Association.

Meanwhile, the infrastructure solutions holding company, PT Chandra Daya Investasi (CDI), collaborates with Electric Generating Public Company Limited, or EGCO Group (EGCO), a Thai independent energy producer. With an

Dengan suntikan investasi senilai US$194 juta, EGCO memiliki 30% saham di CDI.

Untuk mendukung strategi di bidang operasional, Perseroan juga senantiasa mendukung peningkatan kompetensi SDM, karena keberadaannya sangat penting. Terkait dengan SDM, mengingat lini bisnis Chandra Asri Group telah terdiversifikasi dengan berkembangnya Entitas Anak, Perseroan menyiapkan regenerasi melalui strategi kecukupan *successor*. Strategi ini juga untuk merespons karyawan yang memasuki usia pensiun lantaran telah bergabung lebih dari dua dekade lamanya, mengingat Perseroan telah beroperasi selama 31 tahun.

Dari sisi kultur atau budaya perusahaan, Chandra Asri Group sebagai induk telah mengintegrasikannya dengan yang berlaku di Entitas Anak maupun Entitas Asosiasi yang baru bergabung pada tahun 2023. Seluruh prosesnya telah berjalan dan dilaksanakan secara berkesinambungan, karena tidak selesai hanya di tahun 2023.

PERAN DIREKSI DALAM PERUMUSAN STRATEGI SERTA UPAYA MEMASTIKAN IMPLEMENTASI STRATEGI

Direksi Chandra Asri Group memiliki peran sentral dalam perumusan strategi dan kebijakan strategis Perseroan. Setiap tahun, rencana induk strategi pengelolaan Perseroan dituangkan dalam Rencana Kerja dan Anggaran Perusahaan (RKAP). Hal ini sejalan dengan Peraturan Otoritas Jasa Keuangan (OJK) No. 33/POJK.04/2014 tentang Direksi dan Dewan Komisaris Emiten atau Perusahaan Publik yang antara lain menyatakan bahwa Direksi menjalankan pengurusan sesuai dengan kebijakan yang dipandang tepat.

Dalam perumusan strategi tersebut, seluruh direktorat di organisasi Perseroan ikut terlibat, yakni sejak dalam perencanaan yang dilaksanakan bersama dengan organisasi di bawah Direksi. Selanjutnya, Direksi bersama Dewan Komisaris memutuskan strategi induk dalam RKAP untuk menjadi panduan dalam kegiatan usaha di tahun buku.

Di tingkat operasional, strategi tersebut diimplementasikan oleh Direksi dan organisasi di bawahnya. Direksi juga terlibat memberikan masukan dan persetujuan. Selain itu, Direksi melakukan evaluasi terhadap implementasi strategi. Proses ini menunjukkan bahwa Direksi memiliki keterlibatan secara langsung dalam perumusan strategi perusahaan.

investment injection of US$194 million, EGCO owns a 30% stake in CDI.

To support operational strategies, the Company continues to support HR competency development, as their existence is essential. In terms of Human Resources, the Chandra Asri Group prepares the regeneration through a successor adequacy strategy, considering the diversification of its business lines as a result of the development of its subsidiaries. This strategy is also intended to respond to employees who are approaching retirement age after working for more than two decades, since the Company has been in operation for 31 years.

In terms of corporate culture, the parent company, Chandra Asri Group, has integrated it with that of its Subsidiaries and Associated Entities, which only joined in 2023. The entire process has been ongoing and will continue to be implemented continuously because it will not be completed in 2023.

THE BOARD OF DIRECTORS' ROLE IN STRATEGY FORMULATION AND EFFORTS TO ENSURE STRATEGY IMPLEMENTATION

The Board of Directors of the Chandra Asri Group has an important role in setting the Company's strategy and strategic policies. Every year, the Company's Work Plan and Budget (RKAP) outline the Company's strategic management master plan. This is in line with Financial Services Authority (OJK) Regulation No. 33/POJK.04/2014 regarding the Board of Directors and Board of Commissioners of Issuers or Public Companies, which states, among other things, that the Board of Directors carries out management functions in accordance with policies that are deemed appropriate.

All directorates in the Company's organization are involved in developing this strategy, starts from planning, which was carried out in collaboration with organizations reporting to the Board of Directors. Further, the Board of Directors and the Board of Commissioners decide a general strategy in the RKAP to serve as a guide for business activities during the financial year.

This strategy is implemented at the operational level by the Board of Directors and organizations reporting to the Board of Directors. The Board of Directors is also involved in providing input and approval. Furthermore, the Board of Directors evaluates strategy implementation. This procedure shows that the Board of Directors has a direct involvement in the setting up of company strategy.

Untuk memastikan implementasi strategi sesuai dengan yang telah ditetapkan, Direksi melakukan rapat koordinasi secara berkala dengan organisasi pelaksana di bawahnya. Selain untuk mendapatkan informasi perkembangan pelaksanaannya, Direksi melakukan evaluasi dan rencana tindak lanjut, sehingga seluruh strategi dapat diimplementasikan dengan baik serta mencapai target yang telah ditetapkan.

PENCAPAIAN KINERJA USAHA

Di tengah kondisi perekonomian yang masih bergerak dinamis, Chandra Asri Group terus menjaga *liquidity pool* yang kuat. Pada tahun 2023, realisasinya mencapai US$2,67 miliar, yang terdiri dari US$1.440 juta berupa kas dan setara kas, US$1.029 juta dalam bentuk surat berharga, kemudian US$201 juta berupa fasilitas *commited revolving credit*.

Dari sisi pendapatan, pada tahun buku 2023, yang dibukukan Perseroan mencapai US$2.160 juta, turun 9,42% dibandingkan tahun 2022 yang sebesar US$2.385 juta. Kondisi ini terjadi sebagai dampak dari gangguan pasokan yang melimpah dan penurunan permintaan.

Beban pokok pendapatan Perseroan juga menurun, turun sebesar 13,25% menjadi US$2.078 juta dibandingkan tahun sebelumnya yang sebesar US$2.396 juta.

Sementara EBITDA di tahun 2023 mencapai US$130 juta, meningkat 2.352% dibandingkan tahun 2022 yang sebesar US$5,3 juta, seiring dengan terjadinya penurunan ketidakpastian global dan pelonggaran *lockdown* COVID-19 di Tiongkok.

Sementara untuk kinerja di bidang operasional, rata-rata tingkat operasi pabrik Perseroan mencapai 81%, naik dibandingkan tahun sebelumnya yang sebesar 77%. Perkembangan ini dipengaruhi oleh adanya penambahan volume produksi.

PROSPEK USAHA PERUSAHAAN

Kondisi perekonomian global yang dinamis diperkirakan masih akan berlanjut pada tahun 2024. Bahkan International Monetary Fund (IMF) dalam laporan "World Economic Outlook" edisi Oktober 2023, memperkirakan pertumbuhan ekonomi global hanya 2,9%, lebih rendah dari tahun 2022 yang 3,5% dan perkiraan tahun 2023 yang sebesar 3,0%.

Situasi tersebut berpotensi membuat kegiatan dunia usaha masih mengalami kelesuan, sehingga berdampak pada daya serap pasar terhadap produk petrokimia. Bahkan situasi geopolitik seperti konflik Rusia dan Ukraina serta Israel dan Palestina yang belum stabil dapat memengaruhi harga minyak mentah, bahan baku petrokimia.

The Board of Directors holds regular coordination meetings with the implementing organizations under it to ensure that the strategy is being carried out as planned. On this occasion, in addition to gathering information on implementation progress, the Board of Directors conducts evaluations and follow-up plans to ensure that all strategies are properly implemented and targets are achieved as planned.

BUSINESS PERFORMANCE ACHIEVEMENT

Chandra Asri Group maintains a strong liquidity pool despite the fact that economic conditions remain dynamic. In 2023, the realization reached US$2.67 billion, which consisted of US$1,440 million in cash and cash equivalents, US$1,029 million in securities, and US$201 million in committed revolving credit facilities.

In terms of revenue, the Company recorded US$2,160 million in the financial year 2023, a decrease of 9.42% from US$2,385 million in 2022. This condition occurred as a result of over supply disruptions and lower demand.

The Company's cost of revenue also dropped to US$2,078 million, a 13,25% decrease from the previous year's figure of US$2,396 million.

Meanwhile, EBITDA in 2023 reached US$130 million, an increase of 2,352% from US$5.3 million in 2022, in line with the reduction in global uncertainty and the easing of the COVID-19 lockdown in China.

Further, for operational performance, the average level of operation of the Company's plants reached 81%, an increase from the previous year's figure of 77%. This development was influenced by an increase in production volume.

COMPANY'S BUSINESS PROSPECTS

Dynamic global economic conditions are expected to continue into 2024. Even the International Monetary Fund (IMF), in its "World Economic Outlook" report in the October 2023 edition, predicted global economic growth would only be 2.9%, which is lower than the 3.5% estimation for 2022 and the 3.0% estimation for 2023.

This situation has the potential to slow business activity, affected market's ability to absorb petrochemical products. Even geopolitical situations such as the conflict between Russia and Ukraine, as well as the instability in Israel and Palestine, can have an impact on the price of crude oil, a petrochemical raw material.

Meskipun demikian, Chandra Asri Group tetap optimistis, prospek usahanya masih tetap baik. Permintaan produk petrokimia di dalam negeri masih sangat besar, mengingat Indonesia berstatus *net importer* untuk produk tersebut.

Selain itu, bisnis Chandra Asri Group juga telah terdiversifikasi. Tak hanya di sektor kimia, tetapi juga solusi infrastruktur yang akan ikut menopang kinerja Perseroan. Kebijakan strategis yang telah berjalan sejak tahun 2023 itu akan mendukung kondisi keuangan Perseroan. Sehingga, dalam jangka panjang, prospek usaha Perseroan semakin cerah.

Pada prinsipnya, diversifikasi telah berjalan dengan baik selama tahun 2023 dengan menghadirkan bisnis solusi infrastruktur: listrik dan air, serta ke depan di bidang kepelabuhanan, dalam rangka memperkuat bisnis utama Perseroan, yaitu sektor kimia sebagai prioritas. Kendati demikian, produk dan jasa yang dihasilkan dari solusi infrastruktur tersebut juga dapat disediakan untuk pihak eksternal, sebagai nilai tambah dari sisi keuangan.

Sebagai upaya mendukung prospek usaha, Chandra Asri Group terus menerapkan strategi merger dan akuisisi programatik dan integrasi aset infrastruktur, sesuai dengan penerapan visi yang baru. Perseroan juga akan tetap ekspansi dengan fokus pada lini bisnis yang telah ditetapkan, sambil memperkuat rantai nilai industri Indonesia.

Pada prinsipnya, kebijakan akuisisi dan merger programatik yang diterapkan oleh Chandra Asri Group bertujuan mendukung pengembangan Perseroan sebagai perusahaan petrokimia terkemuka dan terpilih di Indonesia dengan rekam jejak pertumbuhan. Karena itu, Perseroan menjajaki berbagai lini bisnis yang relevan dengan kompetensi inti Perseroan.

Strategi pengembangan ini sangat penting mengingat posisi Chandra Asri Group yang sangat kuat sebagai pemimpin di pasar petrokimia Indonesia dan Asia Tenggara yang sangat atraktif. Apalagi saat ini, Perseroan sedang mengembangkan kompleks petrokimia CAP2, selain telah memiliki kompleks petrokimia terintegrasi yang terbesar di Indonesia.

Diversifikasi usaha yang tercipta dari hasil akuisisi dan merger tersebut, dari sisi keuangan juga diharapkan menjadi sumber pendapatan Chandra Asri Group yang lebih bervariasi. Termasuk, dapat menghindari Perseroan dari ketergantungan pada dinamika pasar tunggal, yakni di bidang petrokimia.

PENERAPAN TATA KELOLA PERUSAHAAN

Chandra Asri Group berkomitmen untuk senantiasa meningkatkan penerapan prinsip-prinsip tata kelola

Despite this, Chandra Asri Group remains optimistic; its business prospects are still promising. Domestic demand for petrochemical products remains high, considering that Indonesia is a net importer of these products.

Aside from that, Chandra Asri Group's business has also diversified. Not only in the chemical sector but also in infrastructure solutions that will benefit the Company's performance. This strategic policy, which has been running since 2023, will support the Company's financial condition. Hence, in the long term, the Company's business prospects will be brighter.

In principle, the diversification has been going well in 2023 by introducing the infrastructure solutions business: electricity and water, as well as in the future is the ports sector, in order to strengthen the Company's main business, which is the chemical sector, as a priority. Nevertheless, the products and services generated through these infrastructure solutions can also be provided to external parties as an added value from a financial perspective.

In order to support business prospects, Chandra Asri Group continues to implement programmatic merger and acquisition strategy, as well as the integration of infrastructure assets, in line with the implementation of the new vision. The Company will also continue expanding by focusing on existing business lines while strengthening the Indonesian industrial value chain.

In principle, the Chandra Asri Group's programmatic acquisition and merger policy seeks to support the Company's development as a leading and preferred petrochemical company in Indonesia with a proven track record of growth. As a result, the Company is exploring various business lines that are relevant to its core competencies.

This development strategy is critical considering Chandra Asri Group's leading position in the highly attractive petrochemical markets of Indonesia and Southeast Asia. In addition to having Indonesia's largest integrated petrochemical complex, the Company is currently developing the CAP2 petrochemical complex.

From a financial perspective, the business diversification resulting from these acquisitions and mergers is expected to provide the Chandra Asri Group with a more diverse source of income. It may also prevent the Company from being dependent on the dynamics of a single market, specifically the petrochemical sector.

IMPLEMENTATION OF CORPORATE GOVERNANCE

In carrying out its business activities, Chandra Asri Group is committed to continuously improving the implementation of

perusahaan yang baik (*Good Corporate Governance*/GCG) dalam menjalankan kegiatan usaha. Perseroan meyakini, penerapan GCG akan meningkatkan kepercayaan para pemangku kepentingan terhadap Chandra Asri Group serta mendukung kinerja usaha secara berkesinambungan.

Penerapan prinsip GCG di lingkungan Chandra Asri Group tidak hanya mengacu pada regulasi yang relevan, tetapi juga praktik terbaik di industri. Di antaranya, Perseroan telah menerapkan pedoman tata kelola perusahaan terbuka, seperti diatur dalam Surat Edaran OJK Nomor 32 Tahun 2015.

Selain itu, Chandra Asri Group juga telah memiliki tata kelola di bidang Teknologi Informasi (TI). Terkait GCG di bidang TI ini misalnya, Perseroan telah mengantisipasi potensi terjadinya potensi bencana dengan memiliki *disaster recovery management*.

Upaya antisipasi tersebut, antara lain dengan menempatkan server di *cloud*. Dengan sistem ini, pemulihan ketika harus menghadapi bencana akan lebih mudah. Seluruh kegiatan operasional yang dapat diakses melalui sistem digital akan tetap berjalan dengan baik.

Selain itu, seluruh dokumen Perseroan juga telah terdigitalisasi. Dengan begitu, setiap dokumen dapat diakses di mana pun dan kapan pun. Terutama dokumen yang bersifat pengetahuan umum atau *general knowledge*. Semua ini dilakukan dalam rangka memitigasi potensi risiko yang dapat terjadi; dari bencana alam hingga kebakaran.

KOMITMEN KEBERLANJUTAN

Pada tahun 2023, Chandra Asri Group terus mewujudkan komitmennya di bidang keberlanjutan yang telah diintegrasikan dalam kegiatan usaha Perseroan. Integrasi itu tertuang dalam tata kelola keberlanjutan di bidang pengawasan, strategi terintegrasi dengan bisnis Perseroan, *masterplan*, dan berbagai pilar bisnis.

Upaya keberlanjutan Perseroan telah mendapatkan apresiasi tertinggi dari Kementerian Lingkungan Hidup dan Kehutanan (KLHK). Tahun 2023, pabrik petrokimia Chandra Asri Group yang berlokasi di Ciwandan telah mendapatkan predikat EMAS dalam Program Penilaian Peringkat Kinerja Perusahaan dalam Pengelolaan Lingkungan Hidup (PROPER) 2023. Perseroan juga mendapatkan HIJAU bagi pabrik petrokimia di Pulo Ampel. PROPER EMAS yang dianugerahkan merupakan berkat capaian eco-inovasi serta eco-sosial dalam pengembangan solusi kreatif dan berkelanjutan. Sedangkan predikat PROPER HIJAU dari hasil upaya Perseroan karena telah melampaui persyaratan peraturan yang diharuskan

Di bidang usaha, Chandra Asri Group melalui anak usahanya KCE juga telah berhasil memasang panel surya di berbagai

the principles of good corporate governance (GCG). With such commitment, the Company believes that implementing GCG will increase stakeholders' trust in Chandra Asri Group and support sustainable business performance.

The application of GCG principles within the Chandra Asri Group does not only refer to relevant regulations but also best practices in the industry. Among other things, the Company has implemented the public company governance guidelines outlined in OJK Circular Letter Number 32 of 2015.

In addition, the Chandra Asri Group has governance in the field of information technology. In the IT sector, for example, the Company has anticipated potential disasters by having disaster recovery management.

These anticipated efforts include placing servers in the cloud. With this system, recovery from a disaster will be easier. All operations that can be accessed through the digital system will continue to function normally.

Apart from that, all Company documents have been digitized. This allows every document to be accessed at any time and from any location. Especially documents containing general knowledge. All of this is carried out to reduce the potential risks that may arise, from natural disasters to fires.

SUSTAINABILITY COMMITMENT

In 2023, Chandra Asri Group continued to realize its commitment to sustainability, which has been integrated into the Company's business activities. This integration is reflected in sustainability governance in the field of supervision, an integrated strategy with the Company's business, a master plan, and several business pillars.

The Company's sustainability efforts received the highest appreciation from the Ministry of Environment and Forestry (KLHK). In 2023, the Chandra Asri Group petrochemical plant in Ciwandan received the GOLD award in the 2023 Company Performance Rating Assessment Program in Environmental Management (PROPER). The Company also received GREEN for its petrochemical plant in Pulo Ampel. The GOLD PROPER award was given to recognize achievements in eco-innovation and the eco-social in the development of creative and sustainable solutions. Meanwhile, the Company's efforts have resulted in the GREEN PROPER predicate, since the Company has exceeded the required regulatory requirements.

In the business sector, Chandra Asri Group, through its subsidiary KCE, has also succeeded in installing solar panels

proyek, termasuk industri dan ritel, dengan total kapasitas listrik Energi Baru dan Terbarukan (EBT) mencapai 958 kWp (Kilowatt Peak). Perseroan menargetkan proyek Pembangkit Listrik Tenaga Surya (PLTS) yang dikerjakan dapat mencapai kapasitas 3 MWp (Megawatt Peak).

Keberhasilan pembangunan panel surya ini, baik untuk pelanggan maupun di wilayah usaha sendiri, dapat menghemat pemakaian listrik hingga 40% per tahun serta mengurangi emisi karbon mencapai 561 ton CO2 per tahun. Inovasi ini merupakan salah satu upaya KCE memberikan kontribusi terhadap usaha pemerintah dalam mencapai target energi baru terbarukan sesuai dengan Peraturan Presiden Nomor 112 Tahun 2022 tentang Percepatan Pengembangan Energi Terbarukan untuk Penyediaan Tenaga Listrik.

in a variety of projects, including industry and retail, resulting in a total New and Renewable Energy (EBT) electricity capacity of 958 kWp (Kilowatt Peak). The Company's Solar Power Plant (PLTS) project aims to achieve a capacity of 3 MWp (Megawatt Peak).

The successful construction of solar panels, both for customers and in the business area, can save up to 40% on electricity consumption and reduce carbon emissions by up to 561 tons of CO2 per year. This innovation is one of KCE's efforts in contributing to the government's efforts in achieving new renewable energy targets in accordance with Presidential Regulation Number 112 of 2022 concerning the Acceleration of Renewable Energy Development for the Supply of Electric Power.

PERUBAHAN KOMPOSISI DIREKSI DAN ALASAN PERUBAHAN

Sepanjang tahun 2023, telah terjadi 2 (dua) kali perubahan komposisi Direksi. Pertama, melalui keputusan Rapat Umum Pemegang Saham Tahunan (RUPST) tanggal 17 Mei 2023. Pada kesempatan itu, Pemegang Saham menyetujui pengunduran diri Krit Bunnag dari jabatannya selaku Wakil Presiden Direktur dan Pholavit Thiebpattama dari jabatannya selaku Direktur. Keputusan itu mulai berlaku sejak tanggal 1 Juni 2023.

Pada saat bersamaan, RUPST menyetujui pengangkatan Pholavit Thiebpattama sebagai Wakil Presiden Direktur dan Sarayuth Vorapruekjaru sebagai Direktur yang baru. Pengangkatan mulai berlaku efektif sejak tanggal 1 Juni 2023 hingga ditutupnya RUPST Perseroan yang akan diadakan pada tahun 2024.

Selanjutnya, pada RUPS Luar Biasa tanggal 29 Desember 2023, telah disetujui pengunduran diri Nattapong Tumsaroj dari jabatannya sebagai Direksi Perseroan. RUPS menyetujui pengangkatan Anawat Chansaksoong sebagai penggantinya. Perubahan tersebut terhitung efektif sejak 1 Januari 2024.

Alasan Perubahan

Seperti disampaikan dalam RUPS Tahunan dan RUPS Luar Biasa, perubahan komposisi Direksi tersebut karena adanya anggota Direksi yang mengundurkan diri. RUPS telah mengesahkan pengunduran diri sekaligus pengangkatan anggota Direksi yang baru.

Perseroan mengucapkan terima kasih atas jasa-jasa yang telah diberikan kepada Chandra Asri Group selama masa jabatannya.

CHANGES IN THE COMPOSITION OF THE BOARD OF DIRECTORS AND REASONS FOR THE CHANGES

The Board of Directors' composition has changed twice during fiscal year 2023. First, by the decision of the Annual General Meeting of Shareholders (AGMS) on 17 May 2023. On that occasion, shareholders approved the resignations of Krit Bunnag from his position as Vice President Director and Pholavit Thiebpattama as Director. This decision took effect on 1 June 2023.

At the same time, the AGMS approved the appointments of Pholavit Thiebpattama as Vice President Director and Sarayuth Vorapruekjaru as the new Director. The appointment was effective from 1 June 2023, until the Company's AGMS, which is scheduled to be held in 2024.

Furthermore, Nattapong Tumsaroj's resignation as Director of the Company was approved at the Extraordinary General Meeting on 29 December 2023. The GMS approved the appointment of Anawat Chansaksoong as his successor. These changes become effective on 1 January 2024.

Reason for the Changes

As stated in the Annual GMS and Extraordinary GMS, the change in the composition of the Board of Directors was due to the resignation of its members. The GMS has approved the resignation and appointment of new members to the Board of Directors.

The Company would like to express its gratitude for the support provided to the Chandra Asri Group during their term of office.

APRESIASI

Atas segala pencapaian pada tahun buku 2023, manajemen menyampaikan penghargaan dan terima kasih kepada Dewan Komisaris dan Pemegang Saham serta Regulator atas kepercayaan dan dukungannya sehingga seluruh rencana strategis Perseroan berjalan dengan baik. Para pemangku kepentingan tersebut juga telah memberikan bimbingan yang sangat mendukung dalam pengelolaan Perseroan.

Direksi juga menyampaikan apresiasi yang tinggi kepada seluruh karyawan atas kontribusinya yang positif bagi perkembangan usaha Chandra Asri Group. Seluruh karyawan merupakan mitra penting Perseroan dalam mewujudkan pencapaian target usaha, baik dalam jangka pendek, menengah, maupun panjang.

Direksi juga menyampaikan apresiasi yang mendalam kepada para pemangku kepentingan lain, seperti vendor, mitra perbankan, maupun masyarakat. Dukungan mereka sangat berarti bagi perkembangan usaha Perseroan.

Direksi akan berupaya untuk terus menciptakan pertumbuhan yang berkelanjutan bersama para pemangku kepentingan. Dengan demikian, Chandra Asri Group dapat memberikan manfaat maksimal kepada pemegang saham, masyarakat, serta negara.

APPRECIATION

For all achievements in the fiscal year 2023, management expresses its gratitude to the Board of Commissioners, Shareholders, and Regulators for their trust and support in ensuring that all of the Company's strategic plans run smoothly. These stakeholders have also provided invaluable assistance in managing the Company.

The Board of Directors also expresses high appreciation to all employees for their positive contribution to Chandra Asri Group's business development. All employees are the Company's important partners in achieving business targets, both in the short, medium, and long term.

The Board of Directors also expresses deep appreciation to other stakeholders, including vendors, banking partners, and the surrounding community. Their assistance is critical to the growth of the Company's operations.

The Board of Directors will work hard to maintain sustainable growth with stakeholders. As a result, Chandra Asri Group can provide maximum benefits to shareholders, society, and the country.

Atas Nama Direksi PT Chandra Asri Pacific Tbk
On behalf of the Board of Directors of PT Chandra Asri Pacific Tbk

Jakarta, April 2024
Jakarta, April 2024



Erwin Ciputra
Presiden Direktur
President Director



Chandra Asri



03

PROFIL PERUSAHAAN

Company Profile



IDENTITAS PERUSAHAAN
Corporate Identity





Chandra Asri

Nama Perusahaan
Company Name

PT Chandra Asri Pacific Tbk

Tanggal Pendirian
Date of Establishment

2 November 1984 | 2 November 1984

Kegiatan Usaha Utama
Main Business Activity

Petrokimia | Petrochemical

Dasar Hukum Pendirian
Legal Basis of Establishment

Akta No. 40 tanggal 2 November 1984 yang dibuat di hadapan Notaris Ridwan Suselo yang diperbaiki dengan Akta No. 117 tanggal 7 November 1987 yang dibuat di hadapan Notaris John Leonard Waworuntu dan telah disahkan oleh Menteri Kehakiman Republik Indonesia melalui Surat Keputusan No. C2.1786.HT.01.01-Th'88 tanggal 29 Februari 1988.
Deed No. 40, dated 2 November 1984, was drafted before Notary Ridwan Suselo, which was revised under Deed No. 117, dated 7 November 1987, drafted before Notary John Leonard Waworuntu, which has been approved by the Minister of Justice of the Republic of Indonesia through Decree No. C2.1786.HT.01.01-Th'88, dated 29 February 1988.

Tanggal Pencatatan Saham
Share Listing Date

24 Juni 1996 (*Relisting* 22 Mei 2008)
24 June 1996 (Relisting on 22 May 2008)

Bursa Pencatatan Saham
Stock Exchange

Bursa Efek Indonesia | Indonesia Stock Exchange

Modal Dasar
Authorized Capital

Rp12.264.785.664.000,00
Rp12,264,785,664,000.00

Modal Ditempatkan dan Disetor Penuh
Issued and Paid-up Capital

Rp4.325.577.254.600,00
Rp4,325,577,254,600.00

Kode Saham
Ticker Code

TPIA | TPIA

Jumlah Karyawan
Total Employees

2.013 orang (individual Perseroan)
2,013 employees (The Company individually)

Wisma Barito Pacific
Tower A Lantai 7 | 7th Floor
Jl. Let. Jend. S Parman Kav. 62-63
Jakarta 11410, Indonesia

(62-21) 530 7950
corporatesecretary@capcx.com

(62-21) 530 8930
www.chandra-asri.com

RIWAYAT SINGKAT PERUSAHAAN
Brief History of The Company

Perjalanan bisnis PT Chandra Asri Pacific Tbk ("Chandra Asri Group", "Perseroan") sebagai perusahaan solusi kimia dan infrastruktur berawal pada 1 Januari 2011 dengan adanya penggabungan usaha (merger) PT Tri Polyta Indonesia Tbk (TPI) dengan PT Chandra Asri (CA). TPI, yang merupakan *surviving company* adalah penghasil Polypropylene terbesar di Indonesia yang didirikan pada tahun 1984 dan mulai beroperasi secara komersial sejak tahun 1992. Sedangkan CA merupakan produsen Olefins dan Polyethylene yang didirikan pada tahun 1989. Sejak itu, Perseroan menjalankan bisnis sebagai produsen domestik tunggal di Indonesia untuk Ethylene, Styrene Monomer, dan Butadiene.

Saat ini, Chandra Asri Group mengoperasikan pabrik Polypropylene dengan kapasitas paling besar di Indonesia, yaitu 590 kilo ton per tahun (KTA) dengan margin yang stabil serta pabrik Polyethylene terbesar dengan kapasitas 736 KTA. Kemampuan ini menjadikan Perseroan sebagai produsen Polypropylene serta Polyethylene terbesar di Indonesia. Pabrik petrokimia itu dibangun di lokasi yang strategis di Ciwandan, Cilegon, Provinsi Banten, serta dilengkapi teknologi mutakhir dan fasilitas penunjang lengkap.

Kompleks pabrik dilengkapi jaringan pipa sepanjang 45 kilometer yang memungkinkan Perseroan untuk secara efisien berhubungan langsung dengan beberapa pelanggan utama. Sementara pabrik yang memproduksi Styrene Monomer berlokasi di Desa Mangunreja, Pulo Ampel, Serang terdiri atas dua *train* yang dapat memproduksi Styrene Monomer. Fasilitas lain yang dimiliki Perseroan adalah tiga train yang dapat memproduksi Linear Low Density Polyethylene dan High Density Polyethylene, serta tiga *train* untuk memproduksi beragam Polypropylene.

Perseroan juga memiliki pembangkit listrik untuk kompleks pabrik dengan kapasitas yang melebihi kebutuhan produksi normal. Dengan demikian, energi tersebut menjadi sumber cadangan listrik untuk menyokong sumber listrik utama dari PT Perusahaan Listrik Negara (PLN). Hal ini bertujuan untuk menjaga kelancaran dan efisiensi produksi.

Sistem kerja Perseroan juga dilengkapi dengan fasilitas utama yang berkualitas prima, khususnya tangki penyimpanan dan *jetty*. Fasilitas infrastruktur yang terintegrasi dengan kompleks pabrik juga telah tersedia seperti fasilitas desalinasi dan pengolahan air murni yang diperlukan dalam sirkulasi sistem pendinginan, serta pergudangan dan perangkat penanggulangan kebakaran.

The business journey of PT Chandra Asri Pacific Tbk ("Chandra Asri Group", "Company") as a chemical and infrastructure solutions company began on 1 January 2011 marked by the merger of PT Tri Polyta Indonesia Tbk (TPI) with PT Chandra Asri (CA). TPI, which is a surviving company, is the largest Polypropylene manufacturer in Indonesia that was established in 1984 and commenced commercial operations in 1992, while CA was the Olefins and Polyethylene manufacturer that was founded in 1989. Since then, the Company has been running the business as the sole domestic manufacturer in Indonesia for Ethylene, Styrene Monomer, and Butadiene.

Chandra Asri Group currently operates Indonesia's largest Polypropylene plant, with a capacity of 590 kilo ton per annum (KTA) and a stable margin, as well as the largest Polyethylene plant, with a capacity of 736 KTA. This puts the Company as the largest producer of Polypropylene as well as Polyethylene in Indonesia. The Company's petrochemical plant was built in a strategic location in Ciwandan, Cilegon, Banten Province, and is equipped with state-of-the-art technology and complete supporting facilities.

The plant is equipped with a vast network of 45 kilometer long pipeline that enables the Company to connect directly with some key customers. Meanwhile, the plant that produces Styrene Monomer is located in Mangunreja Village, Pulo Ampel, Serang, consisting of two trains that produce Styrene Monomer. Other facilities owned by the Company are three trains that produce Linear Low Density Polyethylene and High Density Polyethylene, as well as three trains to produce a variety Polypropylene.

The Company also has a power plant for the plant complex with a capacity that exceeds normal production requirements. In this case, this energy serves as a backup source of electricity to support the main source from the State Electricity Company (PLN). This aims to ensure that production runs smoothly and efficiently.

The Company's work system is also equipped with well-qualified main facilities, especially storage tanks and jetties. There are also other infrastructural facilities that are integrated with the plant complex, such as desalination and pure water treatment facilities used for cooling system circulation as well as warehouses and firefighting appliances.

Seluruh pabrik Perseroan dan fasilitas pendukungnya dikelola dengan baik, disertai dengan pengembangan kapasitas dan mutu produk. Pengembangan kapasitas terutama dilakukan dengan meningkatkan kapasitas fasilitas Naphtha Cracker hingga mencapai 4 juta ton pada tahun 2019. Peningkatan ini menjadikan fasilitas Naphtha Cracker Perseroan setara dengan ukuran skala dunia.

All of the Company's plants and supporting facilities are well managed, accompanied by capacity and product quality development. Capacity development was mainly carried out by increasing the capacity of the Naphtha Cracker facility to reach 4 million tons in 2019. This increase puts the Company's Naphtha Cracker facility on a global scale.

Selain itu, peningkatan kapasitas juga dilakukan pada pabrik Butadiene, dari 100 KTA menjadi 137 KTA pada tahun 2018. Sedangkan pabrik Polyethylene baru dengan kapasitas 400 KTA menambah total kapasitas Polyethylene menjadi 736 KTA dan telah selesai dibangun di tahun 2019.

In addition, a capacity increase was also carried out at the Butadiene plant, from 100 KTA to 137 KTA in 2018. Meanwhile, the new Polyethylene plant with a capacity of 400 KTA increased the total capacity of Polyethylene to 736 KTA and it was completed in 2019

Pada 2007, Perseroan memiliki Entitas Anak pertama, yaitu PT Styrindo Mono Indonesia (SMI) melalui proses akuisisi saham. SMI adalah satu-satunya produsen Styrene Monomer di Indonesia yang melayani pasar domestik dan pasar ekspor regional. SMI memiliki Entitas Anak, yaitu PT Redeco Petrolin Utama (RPU) yang menyediakan layanan penyewaan tangki perantara dan jasa manajemen *jetty* untuk produk-produk kimia. RPU juga menangani produk minyak olahan untuk perusahaan-perusahaan minyak lokal dan internasional.

In 2007, the Company established its first subsidiary, i.e., PT Styrindo Mono Indonesia (SMI) through shares acquisition. SMI was the sole manufacturer of Styrene Monomer in Indonesia that serves the domestic and regional export markets. SMI had a subsidiary, i.e., PT Redeco Petrolin Utama (RPU), which provides intermediary tank rental and jetty management services for chemical products. RPU also handles refined petroleum products for local and international oil companies.

Pada tahun 2009, Perseroan mendirikan Entitas Anak lainnya, yaitu Chandra Asri Trading Company Pte. Ltd., (dahulu bernama Altus Capital Pte. Ltd.) untuk memenuhi kebutuhan pendanaan. Selanjutnya, pada tahun 2011 Perseroan mendirikan PT Petrokimia Butadiene Indonesia (PBI) yang mengoperasikan satu-satunya pabrik Butadiene di Indonesia.

In 2009, the Company established other subsidiary, i.e., Chandra Asri Trading Company Pte. Ltd., (previously named Altus Capital Pte. Ltd.) to fulfill the Company's financing purposes. Subsequently, in 2011, the Company established PT Petrokimia Butadiene Indonesia (PBI), which operated the only Butadiene plant in Indonesia.

Agar terus berkembang dan beradaptasi memenuhi kebutuhan pasar nasional dan global, Perseroan bertransformasi menjadi entitas yang lebih besar. Salah satu upayanya melalui penggabungan usaha (merger) Entitas Anak dengan Perseroan. Pada 1 Januari 2020, PBI resmi merger dengan Perseroan, diikuti oleh SMI pada 1 Januari 2021. Merger ini mengintegrasikan proses produksi secara keseluruhan, membuat pemetaan produk yang lebih baik, serta meningkatkan sinergi pengadaan dan akuntansi. Hal ini diharapkan dapat meningkatkan kinerja operasional yang akan menciptakan perusahaan yang lebih sinergis, kuat, dan lebih efisien.

In order to continue to advance and adapt to fulfill the needs of the national and global markets, the Company transformed into a larger entity. One of which was by incorporating the subsidiaries with the Company. On 1 January 2020, PBI officially merged with the Company, followed by SMI on 1 January 2021. The merger integrated the overall production process, created better product mapping, and enhanced the synergy between procurement and accounting. Subsequently improving the Company's operational performance towards becoming a more synergistic, stronger, and more efficient Company.

Melanjutkan ekspansinya, pada tahun 2013 Perseroan bersinergi dengan produsen ban multinasional Compagnie Michelin Financiere SA dan mendirikan PT Synthetic Rubber Indonesia (SRI) yang memproduksi bahan baku untuk ban kendaraan ramah lingkungan. SRI mulai beroperasi secara efektif sejak Agustus 2018, setelah selesai membangun pabrik karet sintetis.

Continuing its expansion, in 2013, the Company established a joint venture with a multinational tire manufacturer, Compagnie Michelin Financiere SA, and established PT Synthetic Rubber Indonesia (SRI), which manufactures raw materials for environmentally friendly tires. SRI has been effectively operating since August 2018, after the construction of the synthetic rubber plant was completed.

Pada tahun 2020, Perseroan mulai mengoperasikan Pabrik Methyl Tert-butyl Ether dan Butene-1 yang pertama kali hadir di Indonesia. Kedua pabrik ini juga merupakan pabrik pertama di Indonesia yang menggunakan *Lummus Technology*, salah satu teknologi pengolahan pabrik petrokimia paling mutakhir di dunia. Selain itu Perseroan juga memulai pengoperasian *Enclosed Ground Flare* (EGF), teknologi suar tanpa asap dengan total investasi US$14 juta. EGF ini mampu membakar 220 ton hidrokarbon per jam tanpa menyebabkan panas dan kebisingan.

In 2020, the Company commenced the operation of Methyl Tert-butyl Ether and Butene-1 plants, first of their kind in Indonesia. Both plants are using Lummus Technology, one of the most advanced petrochemical processing technology in the world. In addition, the Company also commenced the operation of Enclosed Ground Flare (EGF), a smokeless flare technology with a total investment of US$14 million. EGF is capable of burning 220 tons of hydrocarbons per hour without causing heat and noise.

Perseroan berkomitmen untuk melayani permintaan produk petrokimia dalam negeri dengan lebih baik serta berupaya meringankan beban impor negara dengan membangun kompleks petrokimia kedua, PT Chandra Asri Perkasa (CAP2). Dengan terus melakukan ekspansi, Chandra Asri Group tidak hanya bertekad untuk berkembang sebagai perusahaan petrokimia yang terintegrasi di Indonesia, tetapi juga sebagai perusahaan kimia.

The Company is committed to better serving domestic demand for petrochemical products while reducing government imports and therefore build a second petrochemical complex, PT Chandra Asri Perkasa (CAP2). By continuously expanding, Chandra Asri Group aims to develop not only as an integrated petrochemical Company in Indonesia but also as a chemical Company.

Pada tahun 2022, Perseroan melakukan proses akuisisi atas 2 (dua) anak usaha milik PT Krakatau Sarana Infrastruktur ("PT KSI"), yaitu PT Krakatau Daya Listrik ("PT KDL") (kini telah berganti nama menjadi PT Krakatau Chandra Energi, "PT KCE") dan PT Krakatau Tirta Industri ("PT KTI"). Proses akuisisi tersebut tuntas dilakukan pada tahun 2023, dengan ditandatanganinya penutupan transaksi atas Conditional Shares and Purchase Agreement (CSPA) pada 27 Februari 2023.

In 2022, the Company acquitted two subsidiaries of PT Krakatau Sarana Infrastruktur (PT KSI); PT Krakatau Daya Listrik (PT KDL), which has now changed its name to PT Krakatau Chandra Energi (PT KCE), and PT Krakatau Tirta Industri (PT KTI). The acquisition process was completed in 2023, with the signing of the closing transaction for the Conditional Shares and Purchase Agreement (CSPA) on 27 February 2023.

Akuisisi ini dilakukan karena Perseroan melihat adanya peluang sinergis dengan kedua perusahaan baru tersebut serta untuk meningkatkan pendapatan dan mengoptimalkan pemanfaatan aset maupun operasionalnya. Akuisisi juga sejalan dengan rencana jangka panjang Perseroan untuk mengembangkan CAP2.

The acquisition was done due to synergistic opportunities to collaborate with these two new companies, increase revenue, and optimize asset and operational utilization, hence, they decided to acquire them. The acquisition also aligns with the Company's long-term plans to develop CAP2.

Aksi korporasi tersebut menandai ekspansi Perseroan ke bisnis infrastruktur, khususnya di bidang energi listrik, air, dan kepelabuhanan. Dengan demikian, sejak tahun 2023, Chandra Asri Group berkembang menjadi perusahaan kimia dan infrastruktur. Upaya ini diharapkan dapat memperkuat fondasi Perseroan dalam mempertahankan kepemimpinan di peta persaingan serta lebih penting lagi, berkontribusi pada pertumbuhan ekonomi Indonesia.

This corporate action indicates the Company's expansion into infrastructure business, particularly in electrical energy, water, and ports. As a result, since 2023, Chandra Asri Group has expanded into a chemical and infrastructure company. It is hoped that this effort will strengthen the Company's foundation, allowing it to maintain its leadership while also contributing to Indonesia's economic growth.

INFORMASI PERUBAHAN NAMA
Information on Change of Name

PT Chandra Asri Pacific Tbk pada awalnya bernama PT Tri Polyta Indonesia Tbk ("TPI"). Perseroan mengalami perubahan nama menjadi PT Chandra Asri Petrochemical Tbk akibat dari penggabungan usaha (merger) dengan PT Chandra Asri ("CA"). Nama baru Perseroan tersebut berlaku efektif pada tanggal 1 Januari 2011.

Selanjutnya, pada tanggal 29 Desember 2023, melalui Rapat Umum Pemegang Saham Luar Biasa, Perseroan telah menyetujui perubahan nama dari PT Chandra Asri Petrochemical Tbk menjadi PT Chandra Asri Pacific Tbk yang mulai berlaku efektif sejak 3 Januari 2024.

PT Chandra Asri Pacific Tbk was originally known as PT Tri Polyta Indonesia Tbk ("TPI"). The Company changed its name to PT Chandra Asri Petrochemical Tbk resulted from a merger with PT Chandra Asri ("CA"). The new name of the Company was effective on 1 January 2011.

Furthermore, at the Extraordinary General Meeting of Shareholders on 29 December 2023, the Company approved the name change from PT Chandra Asri Petrochemical Tbk to PT Chandra Asri Pacific Tbk, which took effect on 3 January 2024.



JEJAK LANGKAH
Milestones

1992
TPI memulai produksi komersial Polypropylene dengan dua *train* berkapasitas 160 kilo ton per tahun (KTA).
TPI started Polypropylene commercial production using two trains with the capacity of 160 kilo tons per annum (KTA).

1993
TPI meningkatkan kapasitas pabrik Polypropylene menjadi 240 KTA.
TPI increased the capacity of Polypropylene plant to 240 KTA.

1995
- TPI menyelesaikan *train* tiga yang meningkatkan kapasitas pabrik Polypropylene menjadi 360 KTA.
  TPI completed train three that increased Polypropylene plant capacity to 360 KTA.
- CA memulai produksi komersial Ethylene Cracker dengan kapasitas 520 KTA.
  CA started the commercial production of Ethylene Cracker with the capacity of 520 KTA.

2004
CA mengembangkan produk Mixed C4 secara komersial.
CA developed Mixed C4 products commercially.

2007
- CA meningkatkan kapasitas pabrik Ethylene menjadi 600 KTA dan menambah jaringan pipa menjadi 45 KM.
  CA increased Ethylene plant capacity to 600 KTA and expanded the pipeline to 45 KM.
- CA mengakuisisi 100% saham PT Styrindo Mono Indonesia (SMI).
  CA acquired 100% shares of PT Styrindo Mono Indonesia (SMI).

2009
- CA mendirikan Altus Capital Pte. Ltd. untuk memenuhi kebutuhan pendanaan.
  CA established Altus Capital Pte. Ltd. to fulfill financing purposes.
- TPI meningkatkan kapasitas pabrik Polypropylene menjadi 480 KTA.
  TPI increased the capacity of Polypropylene plant to 480 KTA.

2011
TPI secara efektif merger dengan CA dan berubah nama menjadi PT Chandra Asri Petrochemical Tbk.
TPI effectively merged with CA and changed its name to PT Chandra Asri Petrochemical Tbk.

2013
- Menjalin kemitraan strategis di bisnis karet sintetis bersama Compagnie Financiere Michelin dengan mendirikan usaha patungan, PT Synthetic Rubber Indonesia (SRI).
  Entering into a strategic partnership in the synthetic rubber business with Compagnie Financiere Michelin by establishing a joint venture, PT Synthetic Rubber Indonesia (SRI).
- Menyelesaikan pembangunan pabrik Butadiene yang dibangun sejak 2011 dengan kapasitas 100 KTA.
  Completed the construction of Butadiene plant that started in 2011 with a capacity of 100 KTA.

2015
Menyelesaikan peningkatan kapasitas Naphtha Cracker menjadi 860 KTA dan Pemeliharaan Fasilitas Pabrik Terjadwal (*Turnaround Maintenance*).
Completed the expansion of Naphtha Cracker capacity to 860 KTA and Turnaround Maintenance (TAM).

Keterangan:
TPI: PT Tri Polyta Indonesia Tbk
CA: PT Chandra Asri

2017

Melakukan pemecahan nilai nominal saham (*stock split*) dengan rasio 1:5.
Stock split with ratio of 1:5.

2018

- *Ground breaking* pembangunan pabrik Polyethylene baru berkapasitas 400 KTA.
  Ground breaking of new Polyethylene plant construction with capacity of 400 KTA.
- Menyelesaikan peningkatan kapasitas pabrik Butadiene menjadi 137 KTA.
  Completion of Butadiene plant capacity increase to 137 KTA.
- Menyelesaikan pembangunan pabrik karet sintetis milik SRI berkapasitas 120 KTA.
  Completion of SRI's synthetic rubber plant construction with capacity of 120 KTA.

2019

- Menyetujui penggabungan usaha antara Chandra Asri dan PT Petrokimia Butadiene Indonesia (PBI).
  Approved business merger between Chandra Asri and PT Petrokimia Butadiene Indonesia (PBI).
- Menyelesaikan pembangunan pabrik Polyethylene baru di Cilegon berkapasitas 400 KTA.
  Completion of a new Polyethylene plant construction in Cilegon with capacity of 400 KTA.

2020

- Menyetujui penggabungan usaha antara Chandra Asri dan PT Styrindo Mono Indonesia (SMI).
  Approved business merger between Chandra Asri and PT Styrindo Mono Indonesia (SMI).
- Memulai pengoperasian *Enclosed Ground Flare* (EGF), teknologi suar tanpa asap dengan total investasi US$14 juta.
  Commenced the operation of Enclosed Ground Flare (EGF), a smokeless flare technology with a total investment of US$14 million.
- Pembangunan pabrik MTBE & B1 yang pertama di Indonesia.
  The construction of the MTBE & B1 plants, first of their kind in Indonesia.

2021

Membangun kemitraan dengan Thai Oil Public Company Limited (Thaioil) sebagai Investor Strategis untuk pengembangan dan pembangunan kompleks petrokimia terintegrasi kedua yang berskala global oleh anak perusahaan PT Chandra Asri Perkasa (CAP2).
Building a partnership with Thai Oil Public Company Limited (Thaioil) as Strategic Investor for the development and construction of the second global integrated petrochemical complex by a subsidiary, namely PT Chandra Asri Perkasa (CAP2).

2022

- Perseroan melakukan aksi korporasi berupa pemecahan nilai nominal saham dari Rp200 per saham menjadi Rp50 atau dengan rasio 1:4.
  The Company carried out a corporate action in the form of splitting the nominal value of shares from Rp200 per share to Rp50 or with a ratio of 1:4.
- Perseroan menandatangani Perjanjian Jual Beli Saham Bersyarat (*Conditional Shares Sale and Purchase Agreement* atau CSPA) dan *Shareholders Agreement* (SHA) atas dua anak usaha milik PT Krakatau Sarana Infrastruktur ("PT KSI"), yaitu PT Krakatau Daya Listrik ("PT KDL") dan PT Krakatau Tirta Industri ("PT KTI").
  The Company signed a Conditional Shares Sale and Purchase Agreement (CSPA) and Shareholders Agreement (SHA) for two subsidiaries owned by PT Krakatau Sarana Infrastruktur ("PT KSI"), namely PT Krakatau Daya Listrik ("PT KDL") and PT Krakatau Tirta Industri ("PT KTI").

2023

- Perubahan nama Perseroan dari PT Chandra Asri Petrochemical Tbk menjadi PT Chandra Asri Pacific Tbk.
  The Company name changed from PT Chandra Asri Petrochemical Tbk to PT Chandra Asri Pacific Tbk.
- Chandra Asri Group mendirikan PT Chandra Daya Investasi sebagai Entitas Anak yang fokus sebagai *holding* investasi yang membawahi bisnis infrastruktur energi listrik, air, dan kepelabuhanan.
  The Chandra Asri Group established PT Chandra Daya Investasi as a subsidiary, which focuses on being an investment holding that oversees the electricity, water, and port infrastructure business.
- Chandra Asri Group memperbarui visi dan misi Perseroan. Chandra Asri Group meraih investasi sebesar US$194 juta dari Electric Generating Public Company Limited atau EGCO Group (EGCO), produsen energi independen di Thailand. EGCO akan memiliki 30% saham di anak perusahaan Chandra Asri Group, PT Chandra Daya Investasi (CDI), yang didedikasikan untuk solusi infrastruktur.
  Chandra Asri Group secured an investment of US$194 million from Electric Generating Public Company Limited or EGCO Group (EGCO), a leading independent energy producer in Thailand. EGCO will hold a 30% stake in Chandra Asri Group's subsidiary, PT Chandra Daya Investasi (CDI), a special purpose vehicle dedicated for infrastructure solutions.

VISI, MISI, DAN NILAI-NILAI PERUSAHAAN
Vision, Mission, and Corporate Values

VISI VISION

Perusahaan Solusi Kimia dan Infrastruktur Terkemuka di Indonesia.
Indonesia's leading chemical and infrastructure solutions company.

MISI MISSION

Di Chandra Asri, kami berdedikasi untuk meningkatkan kehidupan, masyarakat, dan lingkungan. Misi kami dibangun di atas pilar solusi inovatif dan kemitraan yang kuat, dengan komitmen kokoh terhadap keberlanjutan, keselamatan, dan praktik terbaik.
At Chandra Asri, we are dedicated to enhancing lives, communities, and the environment. Our mission is built on the pillars of innovative solutions and strong partnerships, with a solid commitment to sustainability, safety, and best practices.



NILAI-NILAI PERUSAHAAN
CORPORATE VALUES

Integritas | Integrity
Menampilkan yang terbaik dari diri kita.
Brings out the best in us.

Keselamatan | Safety
Membawa kita kembali ke rumah dengan selamat dan sehat.
Gets you back home safe and sound.

iSTAR

Kerja Sama | Teamwork
Melibatkan pihak lain untuk mempermudah pekerjaan kita.
Invites many hands to ease our work.

Memikul Tanggung Jawab | Accountability
Membangun kepercayaan orang lain atas hasil kerja kita.
Establishes people's trust in our work.

Menghargai | Respect
Membuat kita merasa dihargai.
Makes us feel valuable.

Penetapan visi, misi dan nilai-nilai Perseroan selalu melalui kajian Dewan Komisaris dan Direksi, sebelum akhirnya disetujui. Dengan demikian, visi, misi dan nilai-nilai Perseroan ini telah melalui proses tersebut.

The determination of the Company's vision, mission, and values is always reviewed by the Board of Commissioners and Board of Directors, prior to being approved. Thus, the vision, mission, and values of the Company have gone through the process.

STRATEGI PERUSAHAAN
CORPORATE STRATEGY

1. Menjaga ketahanan keuangan melalui likuiditas yang kuat dan sumber pembiayaan yang beragam;
2. Memperluas proposisi nilai Perseroan untuk meningkatkan profitabilitas dan memperkuat posisi Chandra Asri Group sebagai yang terdepan di pasar Indonesia;
3. Mencapai keunggulan operasional yang terbaik di kelasnya agar Perseroan lebih kompetitif dari sisi biaya, sehingga memberikan manfaat dalam mendukung pertumbuhan usaha ke depan;
4. Mengembangkan manajemen rantai pasokan yang andal untuk meningkatkan daya saing biaya;
5. Meningkatkan kapasitas dan penawaran produk Perseroan untuk mempertahankan posisi terdepan di pasar untuk mendukung pertumbuhan ekonomi Indonesia;
6. Mengembangkan dan mengelola sumber daya manusia agar selaras dengan tujuan masa depan Perseroan;
7. Mengimplementasikan inisiatif transformasi digital melalui *cyber resilience* yang memberikan nilai tambah terhadap keunggulan bisnis dan operasional;
8. Memperkuat proposisi keberlanjutan dan ESG secara terus-menerus agar dapat menciptakan nilai bagi Chandra Asri Group, pemangku kepentingan, sekaligus berkontribusi terhadap Peta Jalan Indonesia dalam Kerangka Keberlanjutan/ESG;
9. Menjaga ketahanan Chandra Asri Group dalam menghadapi lingkungan bisnis yang dinamis.

1. Maintain financial resilience with strong liquidity and diverse financing sources;
2. Expanding the Company's value proposition to increase profitability and strengthen Chandra Asri Group's position as a market leader in Indonesia;
3. Achieve best-in-class operational excellence so that the Company is more competitive in terms of costs, providing benefits to support future business growth;
4. Establish reliable supply chain management to improve cost competitiveness;
5. Expand the Company's capacity and product offerings to maintain a leading position in the market to support Indonesia's economic growth;
6. Develop and manage human resources in accordance with the Company's future goals;
7. Implement digital transformation initiatives through cyber resilience, which add value to business and operational excellence;
8. Constantly improve the sustainability and ESG propositions to create value for Chandra Asri Group and stakeholders while contributing to Indonesia's Roadmap in the Sustainability/ESG Framework;
9. Maintain Chandra Asri Group's resilience in dealing with a dynamic business environment.

KEUNGGULAN PERUSAHAAN
KEY STRENGTHS OF THE COMPANY

1. Portofolio bisnis terdiversifikasi dengan produk yang beragam;
2. Operasi bisnis yang terintegrasi secara vertikal membuat lebih efisien dan berbiaya rendah;
3. Lokasi yang strategis, saling berdekatan dan terhubung dengan fasilitas pelanggan;
4. Persediaan bahan baku yang stabil dan fleksibel;
5. Tingkat operasional yang tinggi;
6. Perseroan terus mencapai tingkat utilisasi kapasitas yang tinggi, terutama karena permintaan yang kuat dari pasar domestik di Indonesia yang merupakan negara pengimpor petrokimia dan berfokus kepada peningkatan efisiensi dan hasil energi;
7. Basis pelanggan yang luas dan setia;
8. Manajemen yang solid dan berpengalaman serta didukung oleh komitmen kuat dari Pemegang Saham;
9. Chandra Asri Group akan terus berusaha mengukuhkan kinerja ESG yang bagus seperti ditunjukkan melalui skor (risiko) yang rendah.

1. A diverse business portfolio with various products;
2. Vertically integrated business operations resulting in higher efficiency and lower costs;
3. Strategic location, adjacent and interlinked with customer's facilities;
4. Stable and flexible feedstock supply;
5. High operating rates;
6. The Company continues to achieve high capacity utilization rates, mainly due to robust demand from the domestic market in Indonesia which is a net petrochemical importing country and focusing on energy yield and efficiency improvements;
7. Vast and loyal customer base;
8. Strong and experienced management supported by strong commitment from Shareholders;
9. Chandra Asri Group will continue to strive to establish its good ESG performance, as indicated by its low (risk) score.

KEGIATAN USAHA
Business Activities

Sesuai Anggaran Dasar
Mengacu pada Anggaran Dasar Perseroan, kegiatan usaha Perseroan adalah:
1. Kegiatan usaha utama: petrokimia.
2. Kegiatan usaha: industri pengolahan, perdagangan besar, dan aktivitas konsultasi manajemen.

Kegiatan Usaha di Tahun Buku
Kegiatan usaha yang dilaksanakan di tahun buku adalah petrokimia, industri pengolahan, serta perdagangan besar. Adapun usaha di bidang energi listrik dan air dijalankan oleh anak perusahaan Perseroan.

In Line with the Articles of Association
In accordance with the Articles of Association, the Company's business activities include:
1. Primary business activity: petrochemicals.
2. Business activities: processing industry, wholesale, and management consulting.

Business Activities for the Fiscal Year
The business activities carried out in the fiscal year are petrochemicals, processing industries and wholesale trade. The business in electrical energy and water is run by the Company's subsidiaries.

PRODUK DAN JASA PERUSAHAAN
Company Products and Services

PRODUK LINI BISNIS KIMIA
CHEMICAL BUSINESS LINE PRODUCTS

Produk Petrokimia
Petrochemical Products

No.	Produk Product	Penjelasan Description
1	**Ethylene**	Bahan kimia organik yang paling banyak digunakan di dunia. Produk Ethylene Perseroan sebagian besar digunakan untuk memproduksi Polyethylene (PE) dan Styrene Monomer. Lebihnya dijual kepada pelanggan domestik melalui jaringan pipa dan di pasar *spot*. Ethylene is the most widely used organic chemical in the world. Ethylene from our facility is mainly used to produce Polyethylene (PE) and Styrene Monomer. The remaining is sold domestically through the pipeline network and in the spot market.
2	**Polyethylene**	Resin Polyethylene Perseroan dijual dengan merek dagang "Asrene®" yang meliputi produk-produk High Density Polyethylene (HDPE) dan Linear Low Density Polyethylene (LLDPE). Beberapa aplikasi produk akhir PE meliputi plastik pertanian, plastik kemasan, jaring ikan, terpal, pipa air bersih, jerigen, kosmetik, dan botol minuman. Produk-produk PE Perseroan telah memiliki sertifikat Halal oleh Majelis Ulama Indonesia (MUI). The Company's Polyethylene resin is sold under the trademark "Asrene®", which covers High-Density Polyethylene (HDPE) and Linear Low-Density Polyethylene (LLDPE) products. Several PE end-product applications include agriculture films, plastic packaging, fishnet, tarpaulin, clean water pipes, jerry cans, cosmetics, and food grade bottles. Indonesian Ulema Council (MUI) has certified the Company's PE products as halal.
3	**Styrene Monomer**	Bahan baku yang digunakan untuk memproduksi Polystyrene (PS), Expanded Polystyrene (EPS), Styrene Acrylonitrile (SAN), Acrylonitrile Butadiene Styrene (ABS), Styrene Butadiene Rubber (SBR), Styrene Butadiene Latex (SBL), dan Unsaturated Polyester Resin (UPR). Beberapa aplikasi produk akhir Styrene Monomer meliputi sol sepatu, gelas minuman, wadah makanan, komponen otomotif dan elektronik, mainan blok bangunan, serta helm. Styrene Monomer is a raw material used to produce Polystyrene (PS), Expanded Polystyrene (EPS), Styrene Acrylonitrile (SAN), Acrylonitrile Butadiene Styrene (ABS), Styrene Butadiene Rubber (SBR), Styrene Butadiene Latex (SBL), and Unsaturated Polyester Resin (UPR). Some Styrene Monomer end product applications include shoe soles, drinking cups, food containers, automotive and electronic parts, building block toys, as well as helmets.

No.	Produk Product	Penjelasan Description
4	**Styrene Butadiene Rubber & Polybutadiene Rubber**	Bahan baku yang digunakan untuk memproduksi PBR dan SBR berkualitas yang dipasok untuk *plant* Michelin di seluruh dunia. Synthetic Rubber ditujukan untuk produksi akhir ban ramah lingkungan Michelin yang memiliki hambatan gulir sangat rendah dan daya tahan yang ekstrem (150.000 km). Synthetic Rubber is a raw material used to manufacture high-quality PBR and SBR supplied for Michelin plants all over the world. Synthetic Rubber is intended for the final production of Michelin environmentally friendly tires with very low rolling resistance and extreme durability (150,000 km).
5	**Butadiene**	Bahan baku untuk ABS, SBL, SBR dan Polybutadiene Rubber (PBR) yang menjadi bahan baku utama untuk memproduksi ban. Beberapa aplikasi produk akhir Butadiene meliputi sepatu karet, sarung tangan karet, sol sepatu, perekat, dan *sealant*. Butadiene is a raw material used in the production of ABS, SBL, SBR and Polybutadiene Rubber (PBR) which are the main raw materials to produce tires. Some of its end-product applications include rubber boots, rubber gloves, shoe soles, adhesive, and sealants.
6	**Mixed C4**	Mixed C4 merupakan bahan baku untuk memproduksi Butadiene, yang merupakan produk samping Mixed C4 yang memiliki nilai tambah. Mixed C4 is a raw material to produce Butadiene, which is a derivative of Mixed C4 with added value.
7	**Polypropylene**	Resin Polypropylene Perseroan dijual dengan merek dagang "Trilene®" yang meliputi jenis Homopolymer, Random Copolymer, dan Impact (Block) Copolymer. Beberapa aplikasi produk akhir PP meliputi plastik kemasan (IPP, BOPP, CPP), peralatan rumah tangga, benang, tas keranjang, perabotan, komponen otomotif, dan elektronik. Produk-produk PP Perseroan telah memiliki sertifikat Halal oleh Majelis Ulama Indonesia (MUI). The Company's Polypropylene resin is sold under the trademark "Trilene®", which includes the various types of Homopolymer, Random Copolymer, and Impact (Block) Copolymer. Some of PP end-product applications include flexible packaging (IPP, BOPP, CPP), household appliances, yarn, nonwoven bags, furniture, as well as automotive and electronic parts. The Company's PP products have been certified as Halal by Indonesian Ulema Council (MUI).
8	**Propylene**	Bahan baku untuk memproduksi Polypropylene (PP). Produk Propylene Perseroan secara langsung dipasok ke kompleks pabrik PP melalui jaringan pipa. Propylene is a raw material to manufacture Polypropylene (PP). The Company's Propylene is directly supplied to PP plant complex through the pipeline network.
9	**Pygas**	Bahan kimia yang dapat diproses lebih lanjut untuk menghasilkan berbagai produk bernilai tambah tinggi, seperti Benzene, Toluene, dan Xylene. Produk Pygas Perseroan sebagian besar dijual kepada pelanggan regional. Pygas is a chemical material that can be further processed to generate many high-value added products, such as Benzene, Toluene, and Xylene. The Company's Pygas is mainly sold to regional customers.
10	**Methyl Tert-butyl Ether**	Methyl Tert-butyl Ether akan menyasar pasar *octane booster*. MTBE is tapping into the octane booster market.
11	**Butene-1**	Butene-1 akan diserap oleh operasional perusahaan dan sisanya akan ditargetkan untuk pasar domestik. Butene-1 will be absorbed by internal operation and the rest is targeted for domestic market.

PRODUK LINI BISNIS INFRASTRUKTUR

Sejak tahun 2023, lini bisnis Chandra Asri Group telah terdiversifikasi menjadi bisnis kimia serta infrastruktur. Uraian produk dan jasa di bidang infrastruktur mencakup:

Pengembangan Listrik

- Fokus pada pembangkit listrik, distribusi listrik, serta pengembangan energi baru terbarukan dengan memanfaatkan teknologi tenaga surya (*solar power*);
- Menjadi distributor tunggal listrik dalam area 2,666 Ha di wilayah Cilegon.

INFRASTRUCTURE BUSINESS LINE PRODUCTS

Since 2023, the Chandra Asri Group business line has diversified into chemical and infrastructure businesses. The infrastructure sector's products and services include the following:

Electrical Development

- Focuses on generating and distributing electricity as well as developing renewable energy through solar power technology;
- Become the sole electricity distributor for a 2.666 Ha of area in the Cilegon region.



Hingga tahun 2023, kapasitas infrastruktur listrik Chandra Asri Group, antara lain:

- Pembangkit listrik terdiri dari *Combine Cycle Power Plant* (CCPP) berkapasitas 120 MW;
- Proyek atap surya dan investasi saham pada aset ketenagalistrikan lainnya termasuk 45% saham CCPP *off-gas* 200 MW;
- Jaringan transmisi dan distribusi;
- Lahan strategis seluas 60 Ha dengan 750 meter dengan garis pantai 750 meter yang siap dikembangkan di masa mendatang.

Chandra Asri Group's electricity infrastructure capacity until 2023 includes:

- The electricity generation consists of a Combine-Cycle Power Plant (CCPP) with a capacity of 120 MW;
- Rooftop solar projects and shares investments in other power assets, including 45% shares in 200 MW off-gas CCPP;
- Transmission and distribution networks;
- Strategic land covering an area of 60 Ha with 750 meters of coastline and ready for future development.

Pengadaan Air

- Berfokus pada pengolahan air bersih dan khusus yang telah beroperasi lebih dari 40 tahun;
- Satu-satunya fasilitas terintegrasi di Indonesia, yakni dari hulu hingga hilir.

Hingga tahun 2023, kapasitas infrastruktur air Chandra Asri Group melalui perusahaan asosiasi KTI, antara lain:

- ~5,000 lps kapasitas pengolahan air di wilayah Cilegon dan sekitarnya;
- Bendungan dengan luas kapasitas 5,4 juta meter kubik (m^3);
- *Water proprietary permits* (PISDA) dari Sungai Cidanau Cipasauran;
- Instalasi pengolahan air khusus, yaitu instalasi demineralisasi serta pengolahan air limbah.

Water Supply

- Focuses on clean and specialized water treatment, which has been operating for more than 40 years;
- The only integrated facility in Indonesia, from upstream to downstream.

Until 2023, Chandra Asri Group's water infrastructure capacity though associated company KTI includes:

- ~5,000 lps water treatment capacity in Cilegon and surrounding areas;
- A dam with a capacity of 5.4 million cubic meters (m^3);
- Water proprietary permits (PISDA) from the Cidanau Cipasauran River;
- Special water treatment plants, namely demineralization and waste water treatment plants.

Jetty & Tank Farm

- Fokus pada pelayanan tangki dan dermaga untuk produk *chemical* dan minyak bumi olahan;
- Melayani klien terkemuka termasuk Chandra Asri, ThaiOil, dan ExxonMobil.

Hingga tahun 2023, kapasitas infrastruktur dermaga dan tangka Chandra Asri Group, antara lain:

- 2 dermaga masing-masing 200 meter LOA (*length overall*), cocok untuk kapal berukuran 35.000 DWT (*deadweight tonnage*) dengan *draft* 10 meter;
- 72 tangki dengan total kapasitas 130 juta liter;
- Stasiun pengisian terpusat untuk *tanker* jalan raya;
- Sistem layanan pesanan pelanggan untuk rencana pengambilan produk yang dibuat khusus.

Jetty & Tank Farm

- Focus on tank and jetty services for chemical and refined petroleum products;
- Serving leading clients, including Chandra Asri, ThaiOil, and ExxonMobil.

Until 2023, Chandra Asri Group's jetty and tank infrastructure capacity includes:

- 2 jetties, each 200 meters LOA (length overall), suitable for ships measuring 35,000 DWT (deadweight tonnage) with a draft of 10 meters;
- 72 tanks with a total capacity of 130 million liters;
- Centralized filling stations for road tankers;
- Customer order service system for custom-made product picking plans.

ALUR PRODUKSI PETROKIMIA

Petrochemical Production Flow

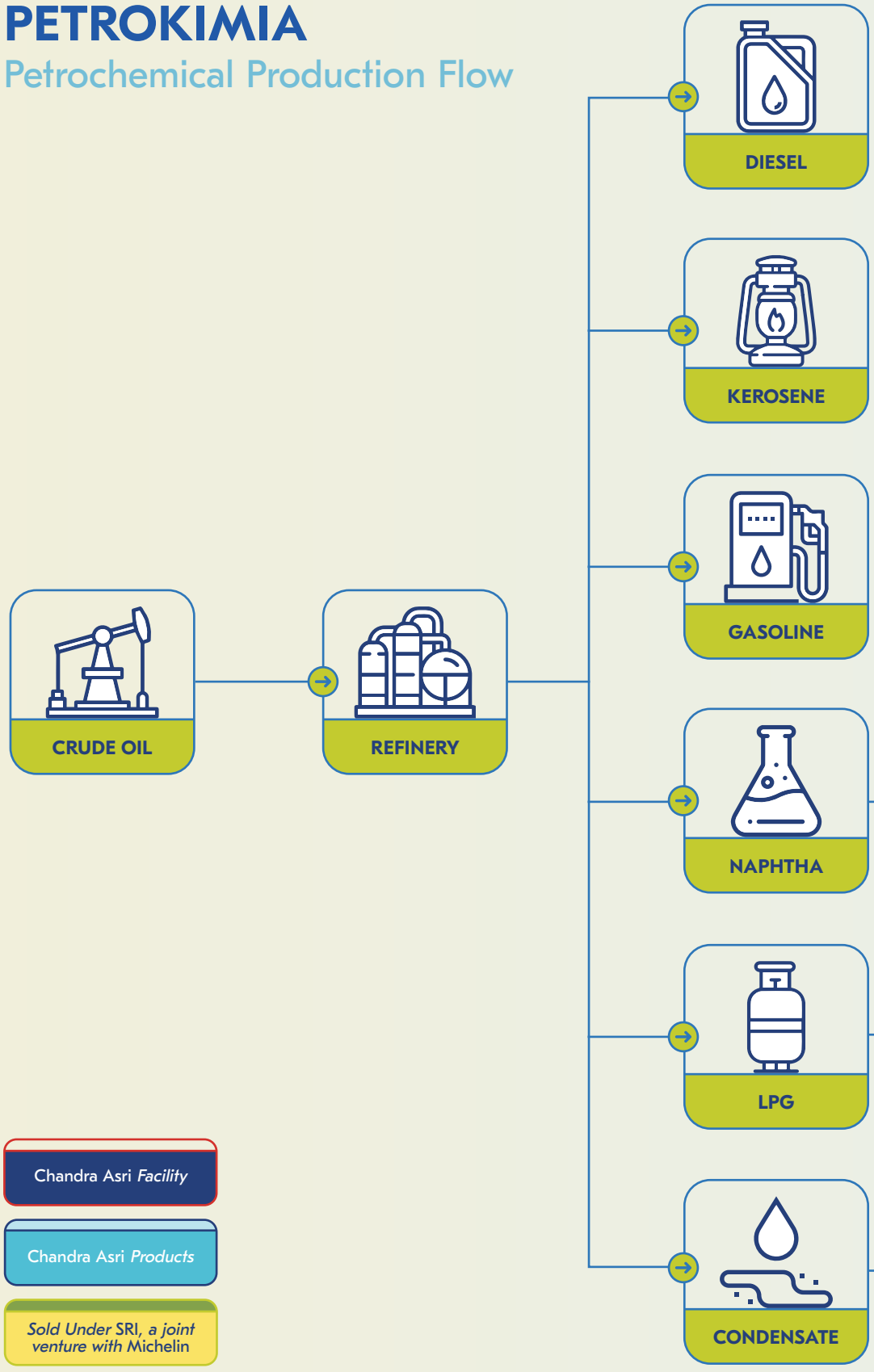

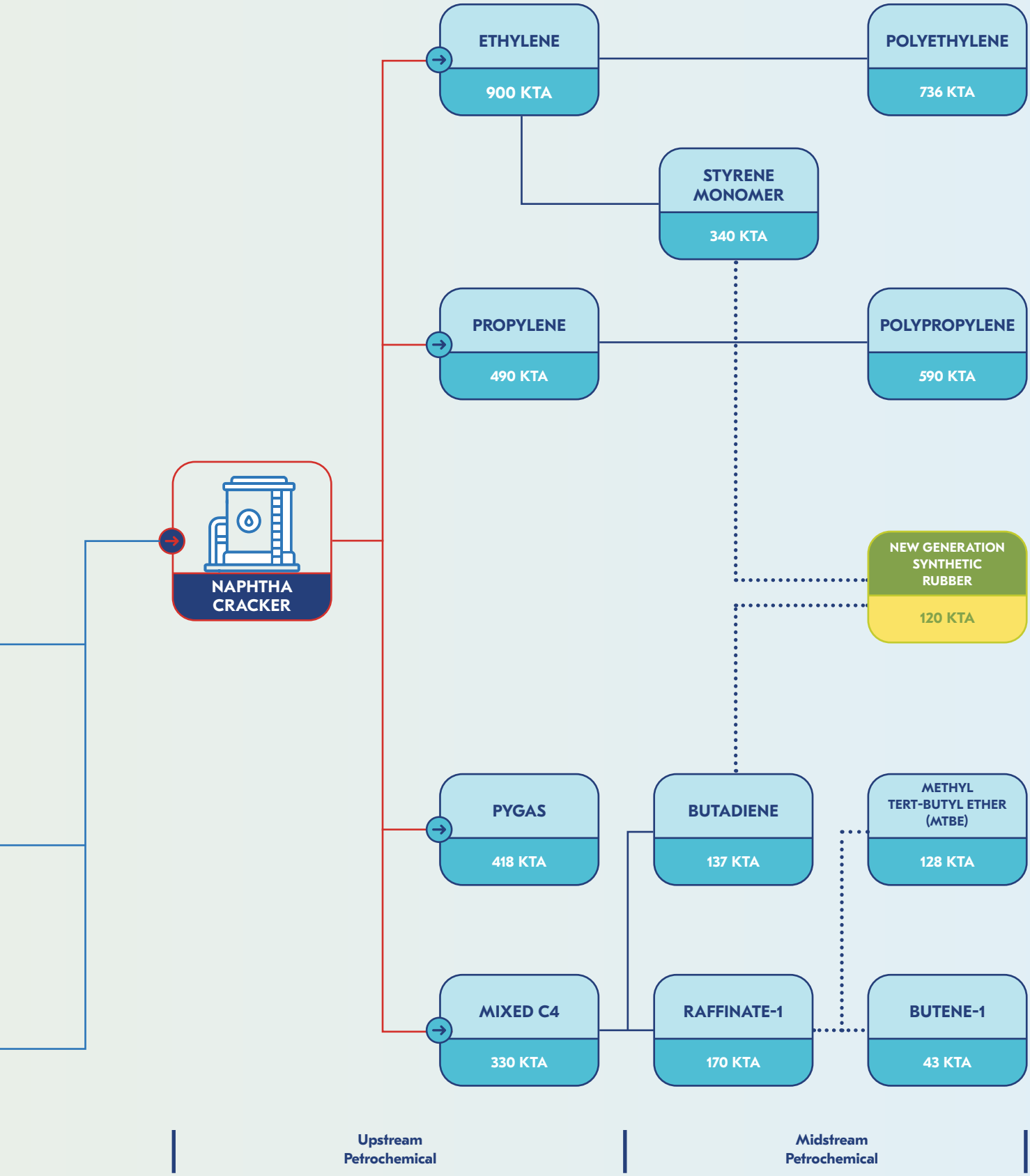
ETHYLENE
900 KTA
POLYETHYLENE
736 KTA
STYRENE MONOMER
340 KTA
PROPYLENE
490 KTA
POLYPROPYLENE
590 KTA
NAPHTHA CRACKER
NEW GENERATION SYNTHETIC RUBBER
120 KTA
PYGAS
418 KTA
BUTADIENE
137 KTA
METHYL TERT-BUTYL ETHER (MTBE)
128 KTA
MIXED C4
330 KTA
RAFFINATE-1
170 KTA
BUTENE-1
43 KTA
Upstream Petrochemical
Midstream Petrochemical

WILAYAH OPERASIONAL
Operational Area



1. Chandra Asri PP Plant
2. Chandra Asri OPE Plant
3. Nippon Shokubai Indonesia
4. Asahimas Chemical
5. Pelindo II Port
6. Krakatau Bandar Samudera Port
7. Cabot Indonesia
8. Lotte Chemical Titan
9. Indonesia Power (PLTU Suralaya)
10. Sulfindo Adiusaha
11. Chandra Asri Styrene Monomer Plant
12. RPU
13. Gajah Tunggal
14. Polychem Indonesia
15. Arbe Styrindo
16. KCE

Keunggulan Chandra Asri Group sebagai perusahaan kimia dan solusi infrastruktur adalah seluruh bisnis tersebut menjadi ekosistem yang terintegrasi, dari produksi kimia, listrik, air, hingga fasilitas *jetty* dan pelabuhan sendiri serta jaringan pipa yang memberikan kemudahan akses pada para pelanggan.

The advantage of Chandra Asri Group as a chemical and infrastructure solutions company is that the entire business is an integrated ecosystem, from chemical production, electricity, water to the jetty and port facilities, as well as pipeline networks that provide easy access for customers.

KEANGGOTAAN ASOSIASI
Membership in Association

Nama Organisasi Organization Name	Peran Role
Asosiasi Industri Olefin, Aromatik & Plastik Indonesia (INAPLAS) The Indonesian Olefins, Aromatic, & Plastic Association (INAPLAS)	Ketua Umum Chairman
Responsible Care Indonesia (RCI) Responsible Care Indonesia (RCI)	Ketua Chairman
Federasi Industri Kimia Indonesia (FIKI) Indonesian Chemical Industry Federation (FIKI)	Ketua Chairman
Kamar Dagang Indonesia (KADIN) Indonesia Chambers of Commerce and Industry (KADIN)	Anggota Member
Gabungan Importir Seluruh Indonesia (GINSI) Indonesian Importers Association (GINSI)	Anggota Member
Indonesia Polymer Association (HPI) Indonesia Polymer Association (HPI)	Ketua Divisi Jaringan Bisnis Head of Business Network Division
Asosiasi Emiten Indonesia (AEI) Indonesian Issuers Association (AEI)	Anggota Member
Indonesia Corporate Secretary Association (ICSA) Indonesia Corporate Secretary Association (ICSA)	Anggota Member
Regional Olefin Producer Technical Committee (ROPTC) Regional Olefin Producer Technical Committee (ROPTC)	Anggota Member
Asosiasi Perusahaan Terminal dan Tangki Timbun Banten (APT3B) Banten Terminal and Storage Tank Company Association (APT3B)	Anggota Member
Asosiasi Perusahaan Bongkar Muat Indonesia (APBMI) Banten Association of Indonesian Loading and Unloading Companies (APBMI) Banten	Anggota Member
Asosiasi Badan Usaha Pelabuhan Indonesia (ABUPI) Indonesia Port Business Association (ABUPI)	Anggota Member
Persatuan Perusahaan Air Minum Seluruh Indonesia (PERPAMSI) Association of Indonesian Drinking Water Companies (PERPAMSI)	Anggota Luar Biasa Extraordinary member
Asosiasi Pengusaha Indonesia (APINDO) Indonesian Employers' Association (APINDO)	Anggota Luar Biasa Extraordinary member

STRUKTUR ORGANISASI
Organization Structure

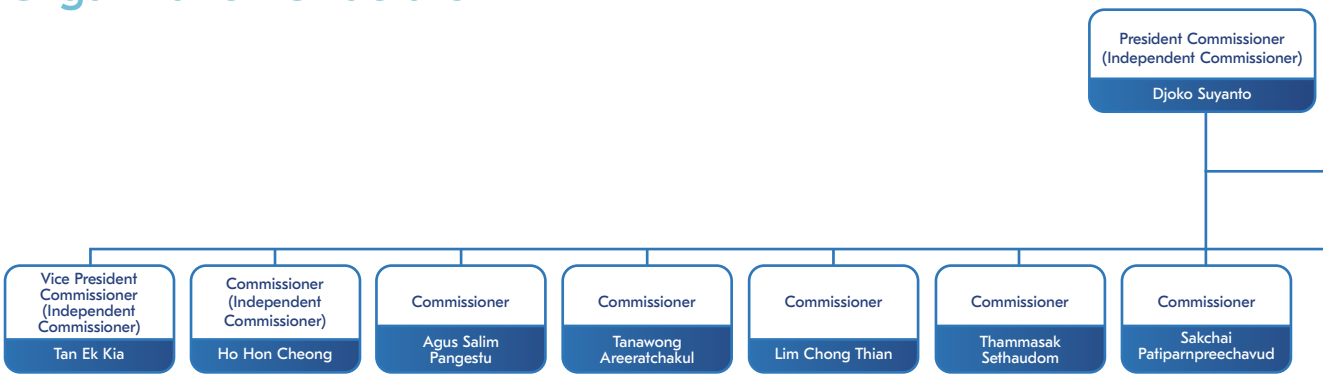

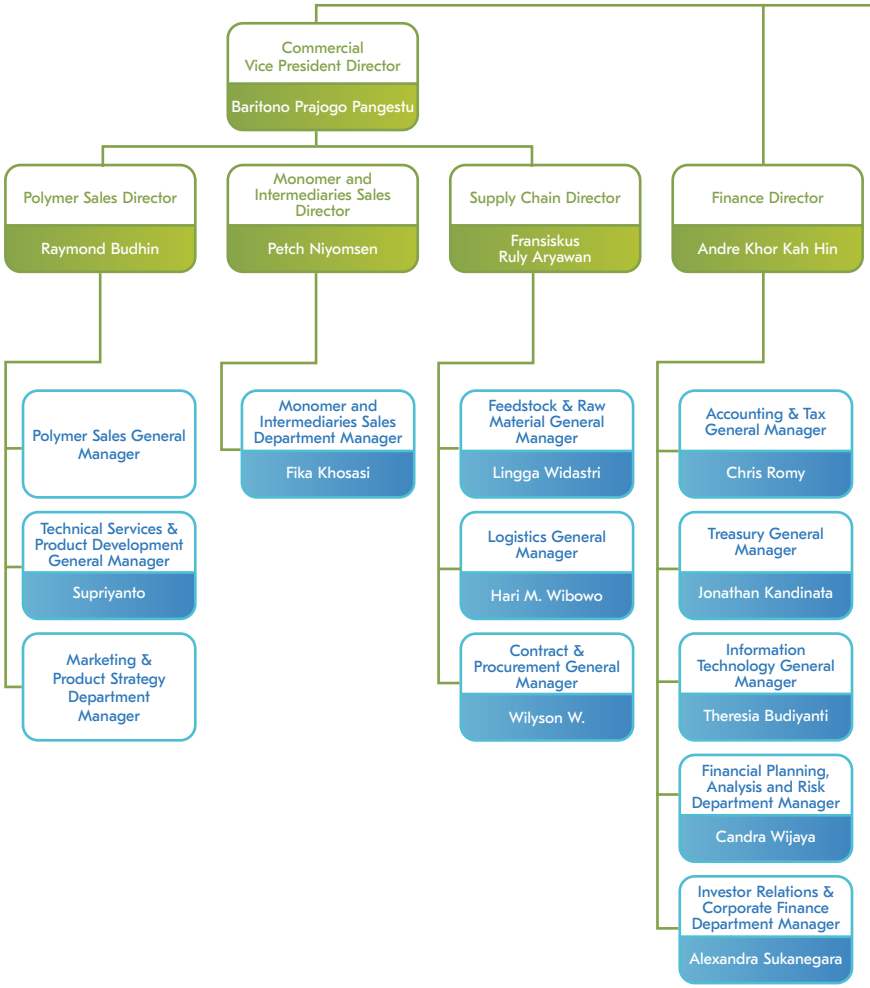

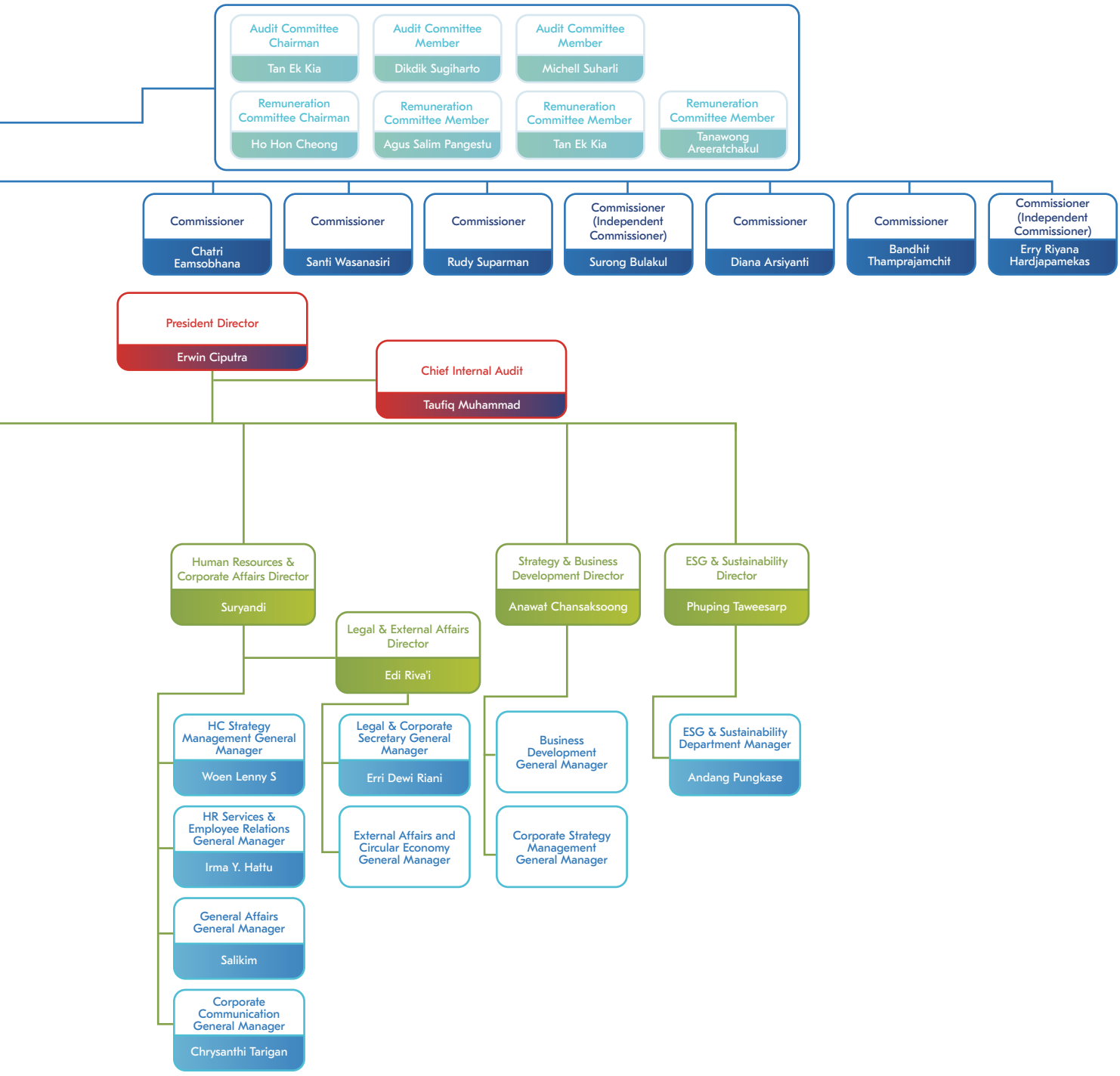
Audit Committee Chairman
Tan Ek Kia
Audit Committee Member
Dikdik Sugiharto
Audit Committee Member
Michell Suharli
Remuneration Committee Chairman
Ho Hon Cheong
Remuneration Committee Member
Agus Salim Pangestu
Remuneration Committee Member
Tan Ek Kia
Remuneration Committee Member
Tanawong Areeratchakul
Commissioner
Chatri Eamsobhana
Commissioner
Santi Wasanasiri
Commissioner
Rudy Suparman
Commissioner (Independent Commissioner)
Surong Bulakul
Commissioner
Diana Arsiyanti
Commissioner
Bandhit Thamprajamchit
Commissioner (Independent Commissioner)
Erry Riyana Hardjapamekas
President Director
Erwin Ciputra
Chief Internal Audit
Taufiq Muhammad
Human Resources & Corporate Affairs Director
Suryandi
Legal & External Affairs Director
Edi Riva'i
Strategy & Business Development Director
Anawat Chansaksoong
ESG & Sustainability Director
Phuping Taweesarp
HC Strategy Management General Manager
Woen Lenny S
HR Services & Employee Relations General Manager
Irma Y. Hattu
General Affairs General Manager
Salikim
Corporate Communication General Manager
Chrysanthi Tarigan
Legal & Corporate Secretary General Manager
Erri Dewi Riani
External Affairs and Circular Economy General Manager
Business Development General Manager
Corporate Strategy Management General Manager
ESG & Sustainability Department Manager
Andang Pungkase



PROFIL DEWAN KOMISARIS
Board of Commissioners Profile



Djoko Suyanto

Presiden Komisaris (Komisaris Independen)
President Commissioner (Independent Commissioner)

Kewarganegaraan Nationality	Indonesia Indonesia
Usia/Tanggal Lahir Age/Date of Birth	73 tahun 73 years old
Domisili Domicile	Indonesia Indonesia

DASAR HUKUM PENUNJUKAN

Pertama kali menjabat sebagai Presiden Komisaris merangkap Komisaris Independen pada periode 2015-2018 berdasarkan Keputusan RUPS Luar Biasa tanggal 20 Maret 2015, periode 2018-2021 berdasarkan Keputusan RUPS Tahunan tanggal 23 April 2018, selanjutnya diangkat kembali untuk periode 2021-2024 melalui Keputusan RUPS Tahunan pada tanggal 15 April 2021

LEGAL BASIS OF APPOINTMENT

Serving as President Commissioner concurrently Independent Commissioner for the 2015-2018 period based on the Resolution of the Extraordinary GMS dated 20 March 2015, for the 2018-2021 period based on the Resolution of the Annual GMS dated 23 April 2018, reappointed for the 2021-2024 period through the Resolution of the Annual GMS dated 15 April 2021

RIWAYAT PENDIDIKAN/SERTIFIKASI

- Lembaga Ketahanan Nasional (1999)
- Australian Joint Service Staff Colleges (1994)
- Sarjana Ilmu Sosial dan Ilmu Politik dari Universitas Terbuka (1990)
- Sekolah Staf dan Komando Angkatan Udara (1989)
- USAF Fighter Weapon Instructor School Pangkalan Udara, Williams Air Force Base Arizona, Amerika Serikat (1983)
- Akademi Angkatan Udara/AKABRI (1973)

EDUCATIONAL BACKGROUND/CERTIFICATION

- National Resilience Institute (1999)
- Australian Joint Service Staff Colleges (1994)
- Bachelor's degree in Social and Political Science from Indonesia Open University (1990)
- Air Force Command and Staff Colleges (1989)
- USAF Fighter Weapon Instructor School, Williams Airforce Base Arizona, USA (1983)
- Indonesian Air Force Academy (1973)

RIWAYAT PEKERJAAN

- Presiden Komisaris merangkap Komisaris Independen di PT Chandra Asri Pacific Tbk (dahulu bernama PT Chandra Asri Petrochemical Tbk) (2015-saat ini)
- Presiden Komisaris di PT Dwi Sura Prima (2014-saat ini)
- Menteri Koordinator Bidang Politik, Hukum, dan Keamanan Indonesia (2009-2014)
- Komisaris Independen di PT Adaro Energy (2008-2009)
- Komisaris di PT Lestari Asri Jaya (2008-2009)
- Panglima Tentara Nasional Indonesia (TNI) (2006-2008)
- Kepala Staf TNI Angkatan Udara (2005-2006)
- Panglima Komando Sektor Pertahanan Udara Nasional (2002-2004)

WORK EXPERIENCE

- President Commissioner concurrently Independent Commissioner at PT Chandra Asri Pacific Tbk (previously named PT Chandra Asri Petrochemical Tbk) (2015-present)
- President Commissioner at PT Dwi Sura Prima (2014-present)
- Coordinating Minister of Politics, Law, and Security of Indonesia (2009-2014)
- Independent Commissioner at PT Adaro Energy (2008-2009)
- Commissioner at PT Lestari Asri Jaya (2008-2009)
- Commander of the Indonesian Armed Forces (2006-2008)
- Chief of Staff of the Indonesian Air Force (2005-2006)
- Commander of the National Air Defense Sector (2002-2004)

RANGKAP JABATAN

Presiden Komisaris PT Dwi Sura Prima (sejak 2014)

CONCURRENT POSITIONS

President Commissioner of PT Dwi Sura Prima (since 2014)

HUBUNGAN AFILIASI

Tidak memiliki hubungan afiliasi dengan anggota Dewan Komisaris lainnya, anggota Direksi, serta Pemegang Saham Utama

AFFILIATION RELATIONSHIP

No affiliated relations with fellow members of the Board of Commissioners, members of the Board of Directors, and Majority Shareholders



Tan Ek Kia

Wakil Presiden Komisaris (Komisaris Independen)
Vice President Commissioner (Independent Commissioner)

Kewarganegaraan Nationality	Malaysia Malaysian
Usia/Tanggal Lahir Age/Date of Birth	75 tahun 75 years old
Domisili Domicile	Singapura Singapore

DASAR HUKUM PENUNJUKAN

Pertama kali menjabat sebagai Wakil Presiden Komisaris merangkap Komisaris Independen periode 2011-2012 berdasarkan Keputusan RUPS Luar Biasa PT Tri Polyta Indonesia Tbk tanggal 28 Oktober 2010, periode 2012-2015 berdasarkan keputusan RUPS Tahunan tanggal 4 Juni 2012, periode 2015-2018 berdasarkan Keputusan RUPS Tahunan tanggal 8 Juni 2015, periode 2018-2021 berdasarkan Keputusan RUPS Tahunan tanggal 23 April 2018, selanjutnya diangkat kembali untuk periode 2021-2024 melalui Keputusan RUPS Tahunan pada tanggal 15 April 2021

LEGAL BASIS OF APPOINTMENT

Serving as Vice President Commissioner concurrently Independent Commissioner for the 2011-2012 period based on the resolution of the Extraordinary GMS of PT Tri Polyta Indonesia Tbk dated 28 October 2010, for the 2012-2015 period based on the resolution of the Annual GMS dated 4 June 2012, 2015-2018 period based on the resolution of the Annual GMS dated 8 June 2015, 2018-2021 period based on the Decision of the Annual GMS dated 23 April 2018, and reappointed for the 2021-2024 period through the Resolution of the Annual GMS dated 15 April 2021

RIWAYAT PENDIDIKAN/SERTIFIKASI

Sarjana Teknik Mesin (*1st Class Honours*) dari Nottingham University, Inggris (1973)

EDUCATIONAL BACKGROUND/CERTIFICATION

Bachelor's Degree in Mechanical Engineering (1st Class Honours) from Nottingham University, United Kingdom (1973)

RIWAYAT PEKERJAAN

- Chairman di Board of Strides YTL Pte. Ltd. (2023-saat ini)
- Ketua Komite Audit di PT Chandra Asri Pacific Tbk (dahulu bernama PT Chandra Asri Petrochemical Tbk) (2021-saat ini)
- Direktur Non-Eksekutif dan Chairman di Star Energy Oil & Gas Pte. Ltd. (2012-saat ini)
- Wakil Presiden Komisaris merangkap Komisaris Independen di PT Chandra Asri Pacific Tbk (dahulu bernama PT Chandra Asri Petrochemical Tbk) (2011-saat ini)
- Direktur Non-Eksekutif di Dialog Systems (Asia) Pte. Ltd. (2008-saat ini)
- Direktur Non-Eksekutif dan Chairman di Star Energy Group Holdings Pte. Ltd. (2012-2023)
- Direktur Non-Eksekutif di Star Energy Geothermal Pte. Ltd. (2012-2023)
- Direktur Non-Eksekutif di Keppel Offshore and Marine Ltd. (2009-2022)
- Direktur Non-Eksekutif di Transocean Ltd. (2011-2021)
- Direktur Non-Eksekutif dan Chairman di Keppel Corporation Ltd. (2010-2021)

WORK EXPERIENCE

- Chairman of Board of Strides YTL Pte. Ltd. (2023-present)
- Chairman of the Audit Committee at PT Chandra Asri Pacific Tbk (previously named PT Chandra Asri Petrochemical Tbk) (2021-present)
- Non-Executive and Chairman at Star Energy Oil & Gas Pte. Ltd. (2012-present)
- Vice President Commissioner concurrently Independent Commissioner at PT Chandra Asri Pacific Tbk (previously named PT Chandra Asri Petrochemical Tbk) (2011-present)
- Non-Executive Director at Dialog Systems (Asia) Pte. Ltd. (2008-present)
- Non-Executive Director and Chairman at Star Energy Group Holdings Pte. Ltd. (2012-2023)
- Non-Executive Director at Star Energy Geothermal Pte. Ltd. (2012-2023)
- Non-Executive Director at Keppel Offshore and Marine Ltd. (2009-2022)
- Non-Executive Director at Transocean Ltd. (2011-2021)
- Non-Executive Director and Chairman at Keppel Corporation Ltd. (2010-2021)

- Direktur Non-Eksekutif dan Chairman di KrisEnergy Ltd. (2013-2021)
- Direktur Non-Eksekutif dan Chairman di Singapore LNG (2013-2021)
- Direktur Non-Eksekutif di SMRT Corporation Ltd. (2009-2022)
- Wakil Presiden untuk Bisnis dan Pengembangan di Shell Chemicals untuk wilayah Asia Pasifik dan Timur Tengah (2003-2006)
- Chairman di berbagai perusahaan Shell di Timur Laut Asia (Beijing, China) (2000-2003)
- Managing Director di Shell Nanhai Ltd. Beijing, China (1997-2000)
- Managing Director, Operations Manager/Director di Sarawak Shell/Sabah Shell, Miri, Sarawak, Malaysia (1990-1997)
- Business Liaison of Shell Head Quarter di Den Haag, Belanda (1987-1990)
- Head Technical Audit and Safety di Sarawak Shell/Sabah Shell, Miri, Sarawak, Malaysia (1984-1987)
- Project Manager di Sabah Gas Utilization Project, Sabah, Malaysia (1982)
- Project Engineer, Senior Facilities Engineer di Sarawak Shell/Sabah Shell, Miri, Sarawak, Malaysia (1980)
- Resident Engineer, Consultant Office, di Tulsa, Oklahoma, Amerika Serikat (1979)
- Gas Facilities Design Engineer untuk pasokan gas di Malaysia LNG Plant, Bintulu, Sarawak, Malaysia (1978)
- Design and Construction Engineer untuk fasilitas offshore oil and gas di Brunei Shell (1973-1978)

- Non-Executive Director and Chairman at KrisEnergy Ltd. (2013-2021)
- Non-Executive Director and Chairman at Singapore LNG (2013-2021)
- Non-Executive Director at SMRT Corporation Ltd. (2009-2022)
- Vice President of Ventures and Development in Shell Chemicals for Asia Pacific and Middle East regions (2003-2006)
- Chairman of Shell companies in Northeast Asia (Beijing, China) (2000-2003)
- Managing Director at Shell Nanhai Ltd. Beijing, China (1997-2000)
- Managing Director, Operations Manager/Director at Sarawak Shell/ Sabah Shell, Miri, Sarawak, Malaysia (1990-1997)
- Business Liaison of Shell Head Quarter at Den Haag, Belanda (1987-1990)
- Head Technical Audit and Safety at Sarawak Shell/Sabah Shell, Miri, Sarawak, Malaysia (1984-1987)
- Project Manager at Sabah Gas Utilization Project, Sabah, Malaysia (1982)
- Project Engineer, Senior Facilities Engineer at Sarawak Shell/Sabah Shell, Miri, Sarawak, Malaysia (1980)
- Resident Engineer, Consultant Office, at Tulsa, Oklahoma, Amerika Serikat (1979)
- Gas Facilities Design Engineer for gas supply to the Malaysia LNG Plant, Bintulu, Sarawak, Malaysia (1978)
- Design and Construction Engineer for offshore oil and gas facilities for Brunei Shell (1973-1978)

RANGKAP JABATAN

- Chairman di Board of Strides YTL Pte. Ltd. (sejak 2023)
- Ketua Komite Audit di PT Chandra Asri Pacific Tbk (dahulu bernama PT Chandra Asri Petrochemical Tbk) (sejak 2021)
- Direktur Non-Eksekutif dan Chairman di Star Energy Oil & Gas Pte. Ltd. (sejak 2012)
- Direktur Non-Eksekutif di Dialog Systems (Asia) Pte. Ltd. (sejak 2008)

CONCURRENT POSITIONS

- Chairman of Board of Strides YTL Pte. Ltd. (since 2023)
- Chairman of the Audit Committee at PT Chandra Asri Pacific Tbk (previously named PT Chandra Asri Petrochemical Tbk) (since 2021)
- Non-Executive and Chairman at Star Energy Oil & Gas Pte. Ltd. (since 2012)
- Non-Executive Director at Dialog Systems (Asia) Pte. Ltd. (since 2008)

HUBUNGAN AFILIASI

Tidak memiliki hubungan afiliasi dengan anggota Dewan Komisaris lainnya, anggota Direksi, serta Pemegang Saham Utama

AFFILIATION RELATIONSHIP

No affiliated relations with fellow members of the Board of Commissioners, members of the Board of Directors, and Majority Shareholders



Ho Hon Cheong

Komisaris (Komisaris Independen)
Commissioner (Independent Commissioner)

Kewarganegaraan Nationality	Malaysia Malaysian
Usia/Tanggal Lahir Age/Date of Birth	69 tahun 69 years old
Domisili Domicile	Malaysia Malaysia

DASAR HUKUM PENUNJUKAN

Pertama kali menjabat sebagai Komisaris merangkap Komisaris Independen periode 2015-2018 berdasarkan Keputusan RUPS Luar Biasa tanggal 20 Maret 2015, periode 2018-2021 berdasarkan Keputusan RUPS Tahunan tanggal 23 April 2018, selanjutnya diangkat kembali untuk periode 2021-2024 melalui Keputusan RUPS Tahunan pada tanggal 15 April 2021

LEGAL BASIS OF APPOINTMENT

Serving as Commissioner concurrently Independent Commissioner for the 2015-2018 period based on the Resolution of the Extraordinary GMS dated 20 March 2015, 2018-2021 period based on the Resolution of the Annual GMS dated 23 April 2018, and reappointed for the 2021-2024 period through the Resolution of the Annual GMS dated 15 April 2021

RIWAYAT PENDIDIKAN/SERTIFIKASI

- Master Administrasi Bisnis jurusan Keuangan dan Akuntansi dari McGill University, Montreal, Quebec, Kanada (1980)
- Sarjana Teknik dari University of Malaya, Kuala Lumpur, Malaysia (1978)
- Pre-University studies under ASEAN Scholarship, Raffles Institution Singapore (1973)

EDUCATIONAL BACKGROUND/CERTIFICATION

- Master of Business Administration majoring in Finance and Accounting from McGill University, Montreal, Quebec, Canada (1980)
- Bachelor of Engineering from University of Malaya, Kuala Lumpur, Malaysia (1978)
- Pre-University studies under ASEAN Scholarship, Raffles Institution Singapore (1973)

RIWAYAT PEKERJAAN

- Chairman dan Direktur Independen di Frasers Logistics & Industrial Trust Pte. Ltd. (2016-saat ini)
- Direktur Independen di AIA Singapore Pte. Ltd. (2015-saat ini)
- Komisaris merangkap Komisaris Independen di PT Chandra Asri Pacific Tbk (dahulu bernama PT Chandra Asri Petrochemical Tbk) (2015-saat ini)
- Direktur Non-Independen di Alliance Bank Malaysia Berhad (2015-2021)
- Penasihat Perusahaan di Temasek International Advisors Pte. Ltd. (2015-2019)
- Non-Executive Chairman di Rothschild (Singapore) Ltd. (2016-2018)
- Presiden Direktur di PT Bank Danamon Indonesia Tbk (2010-2015)
- Direktur Pengelola Investasi di Temasek Holdings Pte. Ltd., Singapura (2009-2010)
- Presiden Direktur dan CEO di PT Bank International Indonesia Tbk (2004-2009)
- Manajer Umum dan Kepala Grup untuk Bank Perusahaan dan Investasi di Saudi American Bank (2001-2003)
- Presiden Direktur di Citibank Bangkok, N.A., Thailand (1996-2001)
- Kepala Perusahaan Pan Asia di Citibank, N.A., Singapura (1994-1995)
- Kepala Keuangan Perusahaan dan Manajer Risiko Negara Citibank, N.A., Kuala Lumpur, Malaysia (1992-1994)

WORK EXPERIENCE

- Chairman and Independent Director of Frasers Logistics & Industrial Trust Pte. Ltd. (2016-present)
- Independent Director at AIA Singapore Pte. Ltd. (2015-present)
- Commissioner concurrently Independent Commissioner at PT Chandra Asri Pacific Tbk (perviously named PT Chandra Asri Petrochemical Tbk) (2015-present)
- Non-Independent Director at Alliance Bank Malaysia Berhad (2015-2021)
- Corporate Advisor at Temasek International Advisors Pte. Ltd. (2015-2019)
- Non-Executive Chairman at Rothschild (Singapore) Ltd. (2016-2018)
- President Director at PT Bank Danamon Indonesia Tbk (2010-2015)
- Director of Investment Management at Temasek Holdings Pte. Ltd., Singapura (2009-2010)
- President Director and CEO at PT Bank International Indonesia Tbk (2004-2009)
- General Manager & Group Head for Corporate & Investment Bank of Saudi American Bank (2001-2003)
- President Director at Citibank Bangkok, N.A., Thailand (1996-2001)
- Pan Asia Corporate Head of Citibank, N.A., Singapura (1994-1995)
- Head of Corporate Finance & Country Risk Manager of Citibank, N.A., Kuala Lumpur, Malaysia (1992-1994)

RANGKAP JABATAN

- Chairman dan Direktur Independen di Frasers Logistics & Industrial Trust Pte. Ltd. (sejak 2016)
- Direktur Independen di AIA Singapore Pte. Ltd. (sejak 2015)

CONCURRENT POSITIONS

- Chairman and Independent Director at Frasers Logistic & Industrial Trust Pte. Ltd. (since 2016)
- Independent Director at AIA Singapore Pte. Ltd. (since 2015)

HUBUNGAN AFILIASI

Tidak memiliki hubungan afiliasi dengan anggota Dewan Komisaris lainnya, anggota Direksi, serta Pemegang Saham Utama

AFFILIATION RELATIONSHIP

No affiliated relations with fellow members of the Board of Commissioners, members of the Board of Directors, and Majority Shareholders



Agus Salim Pangestu

Komisaris
Commissioner

Kewarganegaraan Nationality	Indonesia Indonesia
Usia/Tanggal Lahir Age/Date of Birth	50 tahun 50 years old
Domisili Domicile	Indonesia Indonesia

DASAR HUKUM PENUNJUKAN

Pertama kali menjabat sebagai Komisaris periode 2011-2012 berdasarkan Keputusan RUPS Luar Biasa PT Tri Polyta Indonesia Tbk tanggal 28 Oktober 2010, periode 2012-2015 berdasarkan Keputusan RUPS Tahunan tanggal 4 Juni 2012, periode 2015-2018 berdasarkan Keputusan RUPS Tahunan tanggal 8 Juni 2015, periode 2018-2021 berdasarkan Keputusan RUPS Tahunan tanggal 23 April 2018, selanjutnya diangkat kembali untuk periode 2021-2024 melalui Keputusan RUPS Tahunan pada tanggal 15 April 2021

LEGAL BASIS OF APPOINTMENT

Serving as Commissioner for the 2011-2012 period based on the Extraordinary GMS Resolution of PT Tri Polyta Indonesia Tbk dated 28 October 2010, 2012-2015 period based on the Annual GMS Resolution dated 4 June 2012, 2015-2018 period based on the Annual GMS Resolution dated 8 June 2015, 2018-2021 period based on the Annual GMS Resolution dated 23 April 2018, and reappointed for the period 2021-2024 through the Annual GMS Resolution dated 15 April 2021

RIWAYAT PENDIDIKAN/SERTIFIKASI

Sarjana Ilmu Ekonomi dan Administrasi Bisnis dari Boston College, Amerika Serikat (1994)

EDUCATIONAL BACKGROUND/CERTIFICATION

Bachelor of Economic Science & Business Administration from Boston College, USA America (1994)

RIWAYAT PEKERJAAN

- Presiden Komisaris di PT Barito Renewables Energy Tbk (2023-saat ini)
- Direktur di Star Energy Geothermal Darajat I Ltd. (2017-saat ini)
- Direktur di Star Energy Geothermal Darajat II Ltd. (2017-saat ini)
- Direktur di Star Energy Geothermal Salak Ltd. (2017-saat ini)
- Direktur di Star Energy Geothermal Salak Pratama Ltd. (2017-saat ini)
- Direktur di PT Star Energy Geothermal Suoh Sekincau (2017-saat ini)
- Direktur di PT Darajat Geothermal Indonesia (2017-saat ini)
- Presiden Direktur di PT Barito Pacific Tbk (2013-saat ini)
- Direktur di Star Energy Group Holdings Pte. Ltd. (2013-saat ini)
- Komisaris di PT Chandra Asri Pacific Tbk (dahulu bernama PT Chandra Asri Petrochemical Tbk) (2006-saat ini)
- Wakil Presiden Direktur di PT Barito Pacific Tbk (2002-2013)

WORK EXPERIENCE

- President Commissioner at PT Barito Renewables Energy Tbk (2023-present)
- Director of Star Energy Geothermal Darajat I Ltd. (2017-present)
- Director of Star Energy Geothermal Darajat II Ltd. (2017-present)
- Director of Star Energy Geothermal Salak Ltd. (2017-present)
- Director of Star Energy Geothermal Salak Pratama Ltd. (2017-present)
- Director of PT Star Energy Geothermal Suoh Sekincau (2017-present)
- Director of PT Darajat Geothermal Indonesia (2017-present)
- President Director at PT Barito Pacific Tbk (2013-present)
- Director of Star Energy Group Holdings Pte. Ltd. (2013-present)
- Commissioner at PT Chandra Asri Pacific Tbk (previously named PT Chandra Asri Petrochemical Tbk) (2006-present)
- Vice President Director at PT Barito Pacific Tbk (2002-2013)

RANGKAP JABATAN

- Presiden Komisaris di PT Barito Renewables Energy Tbk (sejak 2023)
- Direktur di Star Energy Geothermal Darajat I Ltd. (sejak 2017)
- Direktur di Star Energy Geothermal Darajat II Ltd. (sejak 2017)
- Direktur di Star Energy Geothermal Salak Ltd. (sejak 2017)
- Direktur di Star Energy Geothermal Salak Pratama Ltd. (sejak 2017)
- Direktur di PT Star Energy Geothermal Suoh Sekincau (sejak 2017)
- Direktur di PT Darajat Geothermal Indonesia (sejak 2017)
- Presiden Direktur di PT Barito Pacific Tbk (sejak 2013)
- Direktur di Star Energy Group Holdings Pte. Ltd. (sejak 2013)

CONCURRENT POSITIONS

- President Commissioner at PT Barito Renewables Energy Tbk (since 2023)
- Director of Star Energy Geothermal Darajat I Ltd. (since 2017)
- Director of Star Energy Geothermal Darajat II Ltd. (since 2017)
- Director of Star Energy Geothermal Salak Ltd. (since 2017)
- Director of Star Energy Geothermal Salak Pratama Ltd. (since 2017)
- Director of PT Star Energy Geothermal Suoh Sekincau (since 2017)
- Director of PT Darajat Geothermal Indonesia (since 2017)
- President Director at PT Barito Pacific Tbk (since 2013)
- Director of Star Energy Group Holdings Pte. Ltd. (since 2013)

HUBUNGAN AFILIASI

Memiliki hubungan afiliasi dengan Pemegang Saham Utama (PT Barito Pacific Tbk), serta anggota Direksi (Baritono Prajogo Pangestu)

AFFILIATION RELATIONSHIP

Has affiliated relations with Majority Shareholder (PT Barito Pacific Tbk), and member of the Board of Directors (Baritono Prajogo Pangestu)



Tanawong Areeratchakul

Komisaris
Commissioner

Kewarganegaraan Nationality	Thailand Thai
Usia/Tanggal Lahir Age/Date of Birth	60 tahun 60 years old
Domisili Domicile	Thailand Thailand

DASAR HUKUM PENUNJUKAN

Pertama kali diangkat sebagai Komisaris periode 2019-2021 berdasarkan Keputusan RUPS Luar Biasa tanggal 15 November 2019, selanjutnya diangkat kembali untuk periode 2021-2024 melalui Keputusan RUPS Tahunan pada tanggal 15 April 2021

LEGAL BASIS OF APPOINTMENT

Appointed as Commissioner for the 2019-2021 period based on the Extraordinary GMS Resolution dated 15 November 2019, and reappointed for the 2021-2024 period through the Annual GMS Resolution dated 15 April 2021

RIWAYAT PENDIDIKAN/SERTIFIKASI

- Advanced Management Program (AMP) di Harvard University, Amerika Serikat (2008)
- Sarjana Teknik Elektro dari King Mongkut's University of Technology, Thonburi, Thailand (1986)

EDUCATIONAL BACKGROUND/CERTIFICATION

- Advanced Management Program (AMP) at Harvard University, USA (2008)
- Bachelor of Electrical Engineering from King Mongkut's University of Technology, Thonburi, Thailand (1986)

RIWAYAT PEKERJAAN

- CEO & Presiden (Bisnis Kimia) di SCG Chemicals Public Co., Ltd. (2019-saat ini)
- Komisaris di PT Chandra Asri Pacific Tbk (dahulu bernama PT Chandra Asri Petrochemical Tbk) (2019-saat ini)
- Wakil Presiden Eksekutif Bisnis Kimia di SCG Chemicals Co., Ltd. (2019-September 2019)
- Deputy Managing Director di Grand Siam Composites Co., Ltd. (2019-September 2019)
- Presiden di SCG Packaging Public Company Limited (2015-Juni 2019)
- Wakil Presiden Administrasi Perusahaan di The Siam Cement Public Company Limited (2011-2015)
- General Director di Long Son Petrochemicals Co., Ltd. (2008-2011)
- Managing Director di Rayong Olefins Co., (2007-2008)

WORK EXPERIENCE

- CEO & President (Chemical Business) of SCG Chemicals Public Co., Ltd. (2019-present)
- Commissioner at PT Chandra Asri Pacific Tbk (previously named PT Chandra Asri Petrochemical Tbk) (2019-present)
- Executive Vice President of Cammicals Business at SCG Chemicals Co., Ltd. (2019-September 2019)
- Deputy Managing Director of Grand Siam Composites Co., Ltd. (2019-September 2019)
- President of SCG Packaging Public Company Limited (2015-June 2019)
- Vice President of Corporate Administration of The Siam Cement Public Company Limited (2011-2015)
- General Director of Long Son Petrochemicals Co., Ltd. (2008-2011)
- Managing Director of Rayong Olefins Co., (2007-2008)

RANGKAP JABATAN

CEO & President (Chemical Business) of SCG Chemicals Public Co., Ltd. (sejak 2019)

CONCURRENT POSITIONS

CEO & President (Chemical Business) of SCG Chemicals Public Co., Ltd. (since 2019)

HUBUNGAN AFILIASI

Memiliki hubungan afiliasi dengan Pemegang Saham Utama (SCG Chemicals Public Co., Ltd.)

LEGAL BASIS OF APPOIN™ENT

Has affiliated relationship with Majority Shareholder (SCG Chemicals Public Co., Ltd.)



Lim Chong Thian

Komisaris
Commissioner

Kewarganegaraan Nationality	Malaysia Malaysian
Usia/Tanggal Lahir Age/Date of Birth	65 tahun 65 years old
Domisili Domicile	Australia Australia

DASAR HUKUM PENUNJUKAN

Pertama kali menjabat sebagai Komisaris periode 2019-2021 terhitung sejak 1 Juli 2019 berdasarkan Keputusan RUPS Tahunan tanggal 13 Mei 2019, selanjutnya diangkat kembali untuk periode 2021-2024 melalui Keputusan RUPS Tahunan pada tanggal 15 April 2021

LEGAL BASIS OF APPOINTMENT

Serving as Commissioner for the 2019-2021 period effectively 1 July 2019 based on the Annual GMS Resolution dated 13 May 2019, and reappointed for the 2021-2024 period through the Annual GMS Resolution dated 15 April 2021

RIWAYAT PENDIDIKAN/SERTIFIKASI

- Sarjana Bisnis (Akuntansi, Keuangan & Sistem) dari University of New South Wales, Australia (1979)
- Anggota dari CPA Australia, Malaysian Institute of Accountants, dan anggota dari Australian Institute of Company Directors

EDUCATIONAL BACKGROUND/CERTIFICATION

- Bachelor of Commerce (Accounting, Finance & Systems) from the University of New South Wales, Australia (1979)
- Member of CPA Australia, the Malaysian Institute of Accountants, and the Australian Institute of Company Directors

RIWAYAT PEKERJAAN

- Ketua Komite Audit di PT Fajar Surya Wisesa (2022-saat ini)
- Komisaris di PT Barito Pacific Tbk (2019-saat ini)
- Komisaris Independen di PT Fajar Surya Wisesa Tbk (2019-saat ini)
- Komisaris di PT Chandra Asri Pacific Tbk (dahulu bernama PT Chandra Asri Petrochemical Tbk) (2019-saat ini)
- Direktur di PT Chandra Asri Perkasa (2017-2019)
- Komisaris di PT Styrindo Mono Indonesia (2014-2019)
- Direktur di PT Petrokimia Butadiene Indonesia (2013-2019)
- Direktur Keuangan dan CFO di PT Chandra Asri Pacific Tbk (dahulu bernama PT Chandra Asri Petrochemical Tbk) (2011-Juni 2019)
- Direktur di Altus Capital Pte. Ltd (sekarang Chandra Asri Trading Company Pte. Ltd.) (2010-2019)
- Direktur Keuangan di PT Chandra Asri (2006-2010)
- Manajer Keuangan Regional untuk Asia Pasifik dan Timur Tengah (APME) dan Global Finance Manager for Desktop di Shell Group Companies (Malaysia) (2002-2004)
- General Manager, Finance of Shell Gas and Power di Shell Group Companies, Malaysia (1998-2002)

WORK EXPERIENCE

- Chairman of Audit Committee at PT Fajar Surya Wisesa (2022-present)
- Commissioner at PT Barito Pacific Tbk (2019-present)
- Independent Commissioner at PT Fajar Surya Wisesa Tbk (2019-present)
- Commissioner at PT Chandra Asri Pacific Tbk (previously named PT Chandra Asri Petrochemical Tbk) (2019-present)
- Director at PT Chandra Asri Perkasa (2017-2019)
- Commissioner at PT Styrindo Mono Indonesia (2014-2019)
- Director at PT Petrokimia Butadiene Indonesia (2013-2019)
- Finance Director and CFO at PT Chandra Asri Pacific Tbk (previously named PT Chandra Asri Petrochemical Tbk) (2011-Juni 2019)
- Director of Altus Capital Pte. Ltd (currently Chandra Asri Trading Company Pte. Ltd.) (2010-2019)
- Finance Director at PT Chandra Asri (2006-2010)
- Regional Finance Manager for Asia Pacific and Middle East (APME) and Global Finance Manager for Desktop at Shell Group Companies (Malaysia) (2002-2004)
- General Manager, Finance of Shell Gas and Power at Shell Group Companies, Malaysia (1998-2002)

RANGKAP JABATAN

- Ketua Komite Audit di PT Fajar Surya Wisesa (sejak 2022)
- Komisaris di PT Barito Pacific Tbk (sejak 2019)
- Komisaris Independen di PT Fajar Surya Wisesa Tbk (sejak 2019)

CONCURRENT POSITIONS

- Chairman of Audit Committee at PT Fajar Surya Wisesa (since 2022)
- Commissioner at PT Barito Pacific Tbk (since 2019)
- Independent Commissioner at PT Fajar Surya Wisesa Tbk (since 2019)

HUBUNGAN AFILIASI

Memiliki hubungan afiliasi dengan Pemegang Saham Utama (PT Barito Pacific Tbk)

LEGAL BASIS OF APPOIN™ENT

Has affiliated relations with Majority Shareholder (PT Barito Pacific Tbk)



Thammasak Sethaudom

Komisaris
Commissioner

Kewarganegaraan Nationality	Thailand Thai
Usia/Tanggal Lahir Age/Date of Birth	54 tahun 54 years old
Domisili Domicile	Thailand Thailand

DASAR HUKUM PENUNJUKAN

Pertama kali diangkat sebagai Komisaris periode 2019-2021 berdasarkan Keputusan RUPS Luar Biasa tanggal 10 September 2019, selanjutnya diangkat kembali untuk periode 2021-2024 melalui Keputusan RUPS Tahunan pada tanggal 15 April 2021

LEGAL BASIS OF APPOINTMENT

Appointed as Commissioner for the 2019-2021 period based on the Extraordinary GMS Resolution dated 10 September 2019, and reappointed for the 2021-2024 period through the Annual GMS Resolution dated 15 April 2021

RIWAYAT PENDIDIKAN/SERTIFIKASI

- Advanced Management Program dari Harvard Business School, USA (2019)
- Leadership Development Program dari APM Group (2015)
- Executive Development Program dari Colombia University, USA (2010)
- Management Development Program dari Wharton Business School, USA (2005)
- Master of Business Administration dari London Business School, Inggris (1999)
- Sarjana Teknik (Teknik Elektro) dari Chulalongkorn University, Thailand (1991)

EDUCATIONAL BACKGROUND/CERTIFICATION

- Advanced Management Program from Harvard Business School, USA (2019)
- Leadership Development Program from APM Group (2015)
- Executive Development Program from Colombia University, USA (2010)
- Management Development Program from Wharton Business School, USA (2005)
- Master of Business Administration from London Business School, United Kingdom (1999)
- Bachelor of Electrical Engineering from Chulalongkorn University, Thailand (1991)

RIWAYAT PEKERJAAN

- Executive Vice President di The Siam Cement Public Co., Ltd. (2022-saat ini)
- Komisaris di PT Chandra Asri Pacific Tbk (dahulu bernama PT Chandra Asri Petrochemical Tbk) (2019-saat ini)
- Wakil Presiden (Keuangan dan Investasi) dan Chief Financial Officer di The Siam Cement Public Co., Ltd. (2018- 2021)
- General Director di Long Son Petrochemicals Co., Ltd. (2012-2018)
- Deputy General Director di Long Son Petrochemicals Co., Ltd. (2008-2012)
- Business Development & Corporate Planning Director di SCG Chemicals Co., Ltd. (2004-2010)
- E-Business Manager di SCG Chemicals Co,. Ltd. (2000-2004)
- Berbagai posisi dalam bisnis SCG (1991)

WORK EXPERIENCE

- Executive Vice President at The Siam Cement Public Co., Ltd. (2022-present)
- Commissioner at PT Chandra Asri Pacific Tbk (previously named PT Chandra Asri Petrochemical Tbk) (2019-present)
- Vice President (Finance and Investment) and Chief Financial Officer at The Siam Cement Public Co., Ltd. (2018-2021)
- General Director at Long Son Petrochemicals Co., Ltd. (2012-2018)
- Deputy General Director at Long Son Petrochemicals Co., Ltd. (2008-2012)
- Business Development & Corporate Planning Director at SCG Chemicals Co., Ltd. (2004-2010)
- E-Business Manager at SCG Chemicals Co,. Ltd. (2000-2004)
- Various positions in SCG business (1991)

RANGKAP JABATAN

Executive Vice President di The Siam Cement Public Co., Ltd. (sejak 2022)

CONCURRENT POSITIONS

Executive Vice President at The Siam Cement Public Co., Ltd. (since 2022)

HUBUNGAN AFILIASI

Memiliki hubungan afiliasi dengan Pemegang Saham tidak langsung (The Siam Cement Public Co., Ltd.)

AFFILIATION RELATIONSHIP

Has affiliated relations with indirect Shareholder (The Siam Cement Public Co., Ltd.)



Sakchai Patiparnpreechavud

Komisaris
Commissioner

Kewarganegaraan Nationality	Thailand Thai
Usia/Tanggal Lahir Age/Date of Birth	56 tahun 56 years old
Domisili Domicile	Thailand Thailand

DASAR HUKUM PENUNJUKAN

Pertama kali diangkat sebagai Komisaris untuk periode 2021-2024 berdasarkan Keputusan RUPS Luar Biasa pada tanggal 8 November 2021

LEGAL BASIS OF APPOINTMENT

Appointed as Commissioner for the 2021-2024 period based on the Extraordinary GMS Resolution dated 8 November 2021

RIWAYAT PENDIDIKAN/SERTIFIKASI

- Master of Business Administration dari Universitas Kasetsart (1995)
- Sarjana Teknik Kimia dari Universitas Chulalongkorn (1989)

EDUCATIONAL BACKGROUND/CERTIFICATION

- Master of Business Administration from the University of Kasetsart (1995)
- Bachelor of Chemical Engineering from Chulalongkorn University (1989)

RIWAYAT PEKERJAAN

- Komisaris di PT Nusantara Polymer Solutions (2022-saat ini)
- Komisaris di PT Chandra Asri Pacific Tbk (dahulu bernama PT Chandra Asri Petrochemical Tbk) (2021-saat ini)
- Chief Commercial Officer and Executive Vice President-Vinyl Chain di SCG Chemicals Co., Ltd., (2018-saat ini)
- Presiden Komisaris di PT Nusantara Polymer Solutions (2018-2022)
- Business Group Head of Basics/Formulations/Fabrications di SCG Chemicals Co., Ltd. (2015-2017)
- Managing Director di SCG Performance Chemicals Co., Ltd. (2015-2017)
- Managing Director di SCG Plastics Co., Ltd. (2009-2015)
- Managing Director di Mehr Petrochemical Company, Iran (2005-2009)
- Business Planning Manager (2001-2005)
- Export Sales Manager (1997-2005)
- Domestic Sales Manager (1994-1997)
- Technical Service & Development Engineer (1992-1993)
- Process Engineer (1989-1992)

WORK EXPERIENCE

- Commissioner at PT Nusantara Polymer Solutions (2022-present)
- Commissioner at PT Chandra Asri Pacific Tbk (previously named PT Chandra Asri Petrochemical Tbk) (2021-present)
- Chief Commercial Officer and Executive Vice President-Vinyl Chain of SCG Chemicals Co., Ltd., (2018-present)
- President Commissioner at PT Nusantara Polymer Solutions (2018-2022)
- Business Group Head of Basics/Formulations/Fabrications of SCG Chemicals Co., Ltd. (2015-2017)
- Managing Director of SCG Performance Chemicals Co., Ltd. (2015-2017)
- Managing Director of SCG Plastics Co., Ltd. (2009-2015)
- Managing Director of Mehr Petrochemical Company, Iran (2005-2009)
- Business Planning Manager (2001-2005)
- Export Sales Manager (1997-2005)
- Domestic Sales Manager (1994-1997)
- Technical Service & Development Engineer (1992-1993)
- Process Engineer (1989-1992)

RANGKAP JABATAN

- Komisaris di PT Nusantara Polymer Solutions (sejak 2022)
- Chief Commercial Officer and Executive Vice President-Vinyl Chain di SCG Chemicals Co., Ltd., (sejak 2018)

CONCURRENT POSITIONS

- Commissioner at PT Nusantara Polymer Solutions (since 2022)
- Chief Commercial Officer and Executive Vice President-Vinyl Chain of SCG Chemicals Co., Ltd., (since 2018)

HUBUNGAN AFILIASI

Memiliki hubungan afiliasi dengan Pemegang Saham Utama (SCG Chemicals Co., Ltd.)

AFFILIATION RELATIONSHIP

Has affiliated relationship with Majority Shareholder (SCG Chemicals Co., Ltd.)



Chatri Eamsobhana

Komisaris
Commissioner

Kewarganegaraan Nationality	Thailand Thai
Usia/Tanggal Lahir Age/Date of Birth	50 tahun 50 years old
Domisili Domicile	Indonesia Indonesia

DASAR HUKUM PENUNJUKAN

Pertama kali diangkat sebagai Komisaris untuk periode 2023-2024 berdasarkan Keputusan RUPS Tahunan pada tanggal 17 Mei 2023

LEGAL BASIS OF APPOINTMENT

Appointed as Commissioner for the 2023-2024 period based on the Extraordinary GMS Resolution dated 17 May 2023

RIWAYAT PENDIDIKAN/SERTIFIKASI

- Master Administrasi Bisnis dari University of Miami, Amerika Serikat (1996)
- Sarjana Teknik Kimia dari Chulalongkorn University, Bangkok, Thailand (1994)

EDUCATIONAL BACKGROUND/CERTIFICATION

- Master of Business Administration from University of Miami, USA (1996)
- Bachelor of Chemical Engineering from Chulalongkorn University, Bangkok, Thailand (1994)

RIWAYAT PEKERJAAN

- Komisaris di PT Chandra Asri Pacific Tbk (dahulu bernama PT Chandra Asri Petrochemical Tbk) (2023-saat ini)
- Chief Financial Officer di SCG Chemicals Public Company Ltd. (2023-saat ini)
- Wakil Ketua-Regional di SCG Chemicals Public Co. Ltd. (2022-2023)
- Komisaris Utama di PT Synthetic Rubber Indonesia (2020-2022)
- Direktur di Chandra Asri Trading Company Pte. Ltd. (2020-2022)
- Wakil Komisaris Utama di PT Redeco Petrolin Utama (2019-2022)
- Wakil Direktur Utama di PT Chandra Asri Perkasa (2019-2022)
- Wakil Direktur Utama di PT Chandra Asri Pacific Tbk (dahulu bernama PT Chandra Asri Petrochemical Tbk) (2019-2022)
- Wakil Direktur Utama di PT Styrindo Mono Indonesia (2019-2020)
- Wakil Direktur Utama di PT Petrokimia Butadiene Indonesia (2019)
- Managing Director di Bangkok Synthetics Co., Ltd. (2017-2019)
- Deputy Managing Director di Grand Siam Composites Co., Ltd. (2015-2017)
- Managing Director di Thai MFC Co., Ltd. (2011-2015)
- Export Sales Division Manager di SCG Plastics Co., Ltd. (2007-2011)
- Senior Export Area Manager di SCG Plastics Co., Ltd. (2001-2007)
- Sales Manager – Greater China di Cementhai Chemicals Company (1997-2001)

WORK EXPERIENCE

- Commissioner at PT Chandra Asri Pacific Tbk (previously named PT Chandra Asri Petrochemical Tbk) (2023-present)
- Chief Financial Officer at SCG Chemicals Public Company Ltd. (2023-present)
- Vice President-Regional at SCG Chemicals Public Co. Ltd. (2022-2023)
- President Commissioner at PT Synthetic Rubber Indonesia (2020-2022)
- Director at Chandra Asri Trading Company Pte. Ltd. (2020-2022)
- Vice President Commissioner at PT Redeco Petrolin Utama (2019-2022)
- Vice President Director at PT Chandra Asri Perkasa (2019-2022)
- Vice President Director at PT Chandra Asri Pacific Tbk (previously named PT Chandra Asri Petrochemical Tbk) (2019-2022)
- Vice President Director at PT Styrindo Mono Indonesia (2019-2020)
- Vice President Director at PT Petrokimia Butadiene Indonesia (2019)
- Managing Director at Bangkok Synthetics Co., Ltd. (2017-2019)
- Deputy Managing Director at Grand Siam Composites Co., Ltd. (2015-2017)
- Managing Director at Thai MFC Co., Ltd. (2011-2015)
- Export Sales Division Manager at SCG Plastics Co., Ltd. (2007-2011)
- Senior Export Area Manager at SCG Plastics Co., Ltd. (2001-2007)
- Sales Manager – Greater China at Cementhai Chemicals Company (1997-2001)

RANGKAP JABATAN

Chief Financial Officer di SCG Chemicals Public Company Ltd. (sejak 2023)

CONCURRENT POSITIONS

Chief Financial Officer at SCG Chemicals Public Company Ltd. (since 2023)

HUBUNGAN AFILIASI

Memiliki hubungan afiliasi dengan Pemegang Saham Utama (SCG Chemicals Public Co., Ltd.)

AFFILIATION RELATIONSHIP

Has affiliated relationship with Majority Shareholder (SCG Chemicals Public Co., Ltd.)



Santi Wasanasiri

Komisaris
Commissioner

Kewarganegaraan Nationality	Thailand Thai
Usia/Tanggal Lahir Age/Date of Birth	58 tahun 58 years old
Domisili Domicile	Thailand Thailand

DASAR HUKUM PENUNJUKAN

Pertama kali diangkat sebagai Komisaris untuk periode 2021-2024 berdasarkan Keputusan RUPS Luar Biasa pada tanggal 8 November 2021

LEGAL BASIS OF APPOINTMENT

Appointed as Commissioner for the 2021-2024 period based on the Extraordinary GMS Resolution dated 8 November 2021

RIWAYAT PENDIDIKAN/SERTIFIKASI

Sarjana Teknik Kimia dari Chulalongkorn University (1988)

EDUCATIONAL BACKGROUND/CERTIFICATION

Bachelor of Chemical Engineering from Chulalongkorn University (1988)

RIWAYAT PEKERJAAN

- Executive Vice President - Operation Excellence di Thai Oil Public Company Limited (2023-saat ini)
- Direktur di LABIX Company Limited (2023-saat ini)
- Executive Vice President - Petrochemical Business di Thai Oil Public Company Limited (2022-saat ini)
- Komisaris di PT TOP Investment Indonesia (2021-saat ini)
- Komisaris di PT Chandra Asri Pacific Tbk (dahulu bernama PT Chandra Asri Petrochemical Tbk) (2021-saat ini)
- Direktur di Sakchaisit Company Limited (2021-saat ini)
- Wakil Presiden - Special Assignment di Thai Oil Public Company Limited (2020-saat ini)
- Managing Director di Thai Lube Base Public Company Limited (2020-saat ini)
- Managing Director di Thai Paraxylene Co, Ltd. (2020-saat ini)
- Direktur di TOP Ventures Company Limited (2019-2021)
- Direktur di TOP Ventures Hong Kong Company Limited (2019-2021)
- Vice President - New S-Curve Business Development di Thai Oil - Public Company Limited (2018-2020)
- Wakil Presiden - Innovation and Sustainability Management di - Thai Oil Public Company Limited (2013-2018)
- Managing Director di Thai Oil Energy Services Company Limited (TES) (2011-2013)
- Organization Development and Business Process Improvement Manager di Thai Oil Public Company Limited (2009-2013)
- Manufacturing Manager di Thai Oil Public Company Limited (2006-2009)

WORK EXPERIENCE

- Executive Vice President - Operation Excellence of Thai Oil Public Company Limited (2023-present)
- Director at LABIX Company Limited (2023-present)
- Executive Vice President - Petrochemical Business of Thai Oil Public Company Limited (2022-present)
- Commissioner at PT TOP Investment Indonesia (2021-present)
- Commissioner at PT Chandra Asri Pacific Tbk (previously named PT Chandra Asri Petrochemical Tbk) (2021-present)
- Director of Sakchaisit Company Limited (2021-present)
- Vice President - Special Assignment of Thai Oil Public Company Limited (2020-present)
- Managing Director of Thai Lube Base Public Company Limited (2020-present)
- Managing Director of Thai Paraxylene Co, Ltd. (2020-present)
- Director of TOP Ventures Company Limited (2019-2021)
- Director of TOP Ventures Hong Kong Company Limited (2019-2021)
- Vice President - New S-Curve Business Development of Thai Oil - Public Company Limited (2018-2020)
- Vice President - Innovation and Sustainability Management of Thai Oil Public Company Limited (2013-2018)
- Managing Director of Thai Oil Energy Services Company Limited (TES) (2011-2013)
- Organization Development and Business Process Improvement Manager of Thai Oil Public Company Limited (2009-2013)
- Manufacturing Manager of Thai Oil Public Company Limited (2006-2009)

RANGKAP JABATAN

- Executive Vice President - Operation Excellence di Thai Oil Public Company Limited (sejak 2023)
- Direktur di LABIX Company Limited (sejak 2023)
- Executive Vice President - Petrochemical Business di Thai Oil Public Company Limited (sejak 2022)
- Komisaris di PT TOP Investment Indonesia (sejak 2021)
- Direktur di Sakchaisit Company Limited (sejak 2021)
- Wakil Presiden - Special Assignment di Thai Oil Public Company Limited (sejak 2020)
- Managing Director di Thai Lube Base Public Company Limited (sejak 2020)
- Managing Director di Thai Paraxylene Company Limited (sejak 2020)

CONCURRENT POSITIONS

- Executive Vice President - Operation Excellence of Thai Oil Public Company Limited (since 2023)
- Director at LABIX Company Limited (since 2023)
- Executive Vice President - Petrochemical Business of Thai Oil Public Company Limited (since 2022)
- Commissioner at PT TOP Investment Indonesia (since 2021)
- Director of Sakchaisit Company Limited (since 2021)
- Vice President - Special Assignment of Thai Oil Public Company Limited (since 2020)
- Managing Director of Thai Lube Base Public Company Limited (since 2020)
- Managing Director of Thai Paraxylene Company Limited (since 2020)

HUBUNGAN AFILIASI

Memiliki hubungan afiliasi dengan Pemegang Saham Perseroan (PT TOP Investment Indonesia) dan Pemegang Saham tidak langsung (Thai Oil Public Company Limited)

AFFILIATION RELATIONSHIP

Has affiliated relations with the Company's Shareholder (PT TOP Investment Indonesia) and indirect Shareholder (Thai Oil Public Company Limited)



Rudy Suparman

Komisaris
Commissioner

Kewarganegaraan Nationality	Indonesia Indonesian
Usia/Tanggal Lahir Age/Date of Birth	64 tahun 64 years old
Domisili Domicile	Indonesia Indonesia

DASAR HUKUM PENUNJUKAN

Pertama kali diangkat sebagai Komisaris untuk periode 2021-2024 berdasarkan Keputusan RUPS Luar Biasa pada tanggal 8 November 2021

LEGAL BASIS OF APPOINTMENT

Appointed as Commissioner for the 2021-2024 period based on the Extraordinary GMS Resolution dated 8 November 2021

RIWAYAT PENDIDIKAN/SERTIFIKASI

Sarjana Manajemen Finansial dari Universitas Indonesia (1985)

EDUCATIONAL BACKGROUND/CERTIFICATION

Bachelor of Financial Management from University of Indonesia (1985)

RIWAYAT PEKERJAAN

- Komisaris di PT Chandra Asri Pacific Tbk (dahulu bernama PT Chandra Asri Petrochemical Tbk) (2021-saat ini)
- Presiden Komisaris di PT Darajat Geothermal Indonesia (2017-saat ini)
- Komisaris di PT Star Energy Geothermal Indonesia (2017-saat ini)
- Komisaris di PT Star Energy Geothermal Halmahera (2017-saat ini)
- Wakil Presiden Direktur di PT Barito Pacific Tbk (2017-saat ini)
- Presiden Komisaris di PT Star Energy Geothermal Suoh Sekincau (2017-saat ini)
- Direktur di Star Energy Geothermal Group of Companies (2017-saat ini)
- Direktur di Star Energy Geothermal (Salak – Darajat) B.V. (2016-saat ini)
- President & CEO Director di Star Energy Group of Companies (2012-saat ini)
- President & CEO Director di Star Energy Kakap Ltd (2012-2022)

WORK EXPERIENCE

- Commissioner at PT Chandra Asri Pacific Tbk (previously named PT Chandra Asri Petrochemical Tbk) (2021-present)
- President Commissioner at PT Darajat Geothermal Indonesia (2017-present)
- Commissioner at PT Star Energy Geothermal Indonesia (2017-present)
- Commissioner at PT Star Energy Geothermal Halmahera (2017-present)
- Vice President Director at PT Barito Pacific Tbk (2017-present)
- President Commissioner at PT Star Energy Geothermal Suoh Sekincau (2017-present)
- Director at Star Energy Geothermal Group of Companies (2017-present)
- Director at Star Energy Geothermal (Salak – Darajat) B.V. (2016-present)
- President & CEO Director at Star Energy Group of Companies (2012-present)
- President & CEO Director at Star Energy Kakap Ltd (2012-2022)

RANGKAP JABATAN

- Presiden Komisaris di PT Darajat Geothermal Indonesia (sejak 2017)
- Komisaris di PT Star Energy Geothermal Indonesia (sejak 2017)
- Komisaris di PT Star Energy Geothermal Halmahera (sejak 2017)
- Vice President Director di PT Barito Pacific Tbk (sejak 2017)
- Presiden Komisaris di PT Star Energy Geothermal Suoh Sekincau (sejak 2017)
- Direktur di Star Energy Geothermal (Salak – Darajat) B.V. (sejak 2016)
- President & CEO Director di Star Energy Group of Companies (sejak 2012)

CONCURRENT POSITIONS

- President Commissioner PT Darajat Geothermal Indonesia (since 2017)
- Commissioner at PT Star Energy Geothermal Indonesia (since 2017)
- Commissioner at PT Star Energy Geothermal Halmahera (since 2017)
- Vice President Director at PT Barito Pacific Tbk (since 2017)
- President Commissioner at PT Star Energy Geothermal Suoh Sekincau (since 2017)
- Director at Star Energy Geothermal (Salak-Darajat) B.V. (since 2016)
- President & CEO Director at Star Energy Group of Companies (since 2012)

HUBUNGAN AFILIASI

Memiliki hubungan afiliasi dengan Pemegang Saham Utama (PT Barito Pacific Tbk)

AFFILIATION RELATIONSHIP

Has affiliated relations with Majority Shareholder (PT Barito Pacific Tbk)



Surong Bulakul

Komisaris (Komisaris Independen)
Commissioner (Independent Commissioner)

Kewarganegaraan Nationality	Thailand Thai
Usia/Tanggal Lahir Age/Date of Birth	68 tahun 68 years old
Domisili Domicile	Thailand Thailand

DASAR HUKUM PENUNJUKAN

Pertama kali diangkat sebagai Komisaris merangkap Komisaris Independen untuk periode 2021-2024 berdasarkan Keputusan RUPS Luar Biasa pada tanggal 8 November 2021

LEGAL BASIS OF APPOINTMENT

Appointed as Commissioner concurrently Independent Commissioner for the 2021-2024 period based on the Extraordinary GMS Resolution dated 8 November 2021

RIWAYAT PENDIDIKAN/SERTIFIKASI

- Master of Business Administration dari Cornell University, Amerika Serikat (1980)
- Master of Engineering in Operations Research dari Cornell University, Amerika Serikat (1979)
- Sarjana Teknik Industri dan Riset Operasi dari Universitas Syracuse, Amerika Serikat (1977)

EDUCATIONAL BACKGROUND/CERTIFICATION

- Master of Business Administration from Cornell University, USA (1980)
- Master of Engineering in Operations Research from Cornell University, USA (1979)
- Bachelor of Industrial Engineering and Operations Research from Syracuse University, USA (1977)

RIWAYAT PEKERJAAN

- Komisaris merangkap Komisaris Independen di PT Chandra Asri Pacific Tbk (dahulu bernama PT Chandra Asri Petrochemical Tbk) (2021-saat ini)
- Direktur Independen di Tong Hua Holding Public Company Limited (2018-saat ini)
- Direktur Independen di National ITMX Co., Ltd. (2018-saat ini)
- Professional Director di Thailand Institute of Justice (2018-saat ini)
- Penasihat di Federation of Thai Capital Market Organizations (2017-saat ini)
- Direktur di Bangkok Industrial Gas Co., Ltd. (2016-saat ini)
- Vice Chairman di Thai Chamber of Commerce (2015-saat ini)
- Direktur Independen di Inoue Rubber (Thailand) Public Company Limited (2015-saat ini)
- Penasihat di Thailand's Private Sector Collective Action Coalition Against Corruption (2013-saat ini)

WORK EXPERIENCE

- Commissioner concurrently Independent Commissioner at PT Chandra Asri Pacific Tbk (previously named PT Chandra Asri Petrochemical Tbk) (2021-present)
- Independent Director at Tong Hua Holding Public Company Limited (2018-present)
- Independent Director of National ITMX Co., Ltd. (2018-present)
- Professional Director of Thailand Institute of Justice (2018-present)
- Advisor of Federation of Thai Capital Market Organizations (2017-present)
- Director of Bangkok Industrial Gas Co., Ltd. (2016-present)
- Vice Chairman of Thai Chamber of Commerce (2015-present)
- Independent Director of Inoue Rubber (Thailand) Public Company Limited (2015-present)
- Advisor for Thailand's Private Sector Collective Action Coalition Against Corruption (2013-present)

RANGKAP JABATAN

- Direktur Independen di Tong Hua Holding Public Company Limited (sejak 2018)
- Direktur Independen di National ITMX Co., Ltd. (sejak 2018)
- Professional Director di Thailand Institute of Justice (sejak 2018)
- Penasihat di Federation of Thai Capital Market Organizations (sejak 2017)
- Direktur di Bangkok Industrial Gas Co., Ltd. (sejak 2016)
- Vice Chairman di Thai Chamber of Commerce (sejak 2015)
- Direktur Independen di Inoue Rubber (Thailand) Public Company Limited (sejak 2015)
- Penasihat di Thailand's Private Sector Collective Action Coalition Against Corruption (sejak 2013)

CONCURRENT POSITIONS

- Independent Director at Tong Hua Holding Public Company Limited (since 2018)
- Independent Director at National ITMX Co., Ltd. (since 2018)
- Professional Director at Thailand Institute of Justice (since 2018)
- Advisor at Federation of Thai Capital Market Organizations (since 2017)
- Director at Bangkok Industrial Gas Co., Ltd. (since 2016)
- Vice Chairman at Thai Chamber of Commerce (since 2015)
- Independent Director at Inoue Rubber (Thailand) Public Company Limited (since 2015)
- Advisor at Thailand's Private Sector Collective Action Coalition Against Corruption (since 2013)

HUBUNGAN AFILIASI

Tidak memiliki hubungan afiliasi dengan anggota Dewan Komisaris lainnya, anggota Direksi, serta Pemegang Saham Utama

AFFILIATION RELATIONSHIP

No affiliated relations with fellow members of the Board of Commissioners, members of the Board of Directors, and Majority Shareholders



Diana Arsiyanti

Komisaris
Commissioner

Kewarganegaraan Nationality	Indonesia Indonesian
Usia/Tanggal Lahir Age/Date of Birth	50 tahun 50 years old
Domisili Domicile	Indonesia Indonesia

DASAR HUKUM PENUNJUKAN

Pertama kali diangkat sebagai Komisaris untuk periode 2023-2024 berdasarkan Keputusan RUPS Luar Biasa pada tanggal 12 Januari 2023

LEGAL BASIS OF APPOINTMENT

Appointed as Commissioner for the 2023-2024 period based on the Extraordinary GMS Resolution dated 12 January 2023

RIWAYAT PENDIDIKAN/SERTIFIKASI

Sarjana Hukum dari Universitas Indonesia (2008)

EDUCATIONAL BACKGROUND/CERTIFICATION

Bachelor of Law from the University of Indonesia (2008)

RIWAYAT PEKERJAAN

- Komisaris di PT Chandra Asri Pacific Tbk (dahulu bernama PT Chandra Asri Petrochemical Tbk) (2023-saat ini)
- Direktur di PT Petrindo Jaya Kreasi Tbk (2022-saat ini)
- Direktur di PT Barito Teknologi (2021-saat ini)
- Direktur di PT Barito Pacific Tbk (2019-saat ini)
- Partner di Jipyong South Asia (Legal Consultant) (2016-Juni 2019)
- Senior Associate di Firma Hukum Makarim & Taira S. (2008-2014)
- Partner di Firma Hukum Soebagjo, Jatim & Djarot (2001-2008)
- Legal Counsel di PT Danareksa (Persero) (Investment Banking) (1998-2001)
- Associate di Firma Hukum Soebagjo, Roosdiono, Jatim & Djarot (1995-1997)

WORK EXPERIENCE

- Commissioner at PT Chandra Asri Pacific Tbk (previously named PT Chandra Asri Petrochemical Tbk) (2023-present)
- Director at PT Petrindo Jaya Kreasi Tbk (2022-present)
- Director at PT Barito Teknologi (2021-present)
- Director at PT Barito Pacific Tbk (2019-present)
- Partner at Jipyong South Asia (Legal Consultant) (2016-June 2019)
- Senior Associate at Makarim & Taira S. Law Firm (2008-2014)
- Partner at Soebagjo, Jatim & Djarot Law Firm (2001-2008)
- Legal Counsel at PT Danareksa (Persero) (Investment Banking) (1998-2001)
- Associate at Firma Hukum Soebagjo, Roosdiono, Jatim & Djarot (1995-1997)

RANGKAP JABATAN

- Direktur di PT Petrindo Jaya Kreasi Tbk (sejak 2022)
- Direktur di PT Barito Teknologi (sejak 2021)
- Direktur di PT Barito Pacific Tbk (sejak 2019)

CONCURRENT POSITIONS

- Director at PT Petrindo Jaya Kreasi Tbk (since 2022)
- Director at PT Barito Teknologi (since 2021)
- Director at PT Barito Pacific Tbk (since 2019)

HUBUNGAN AFILIASI

Memiliki hubungan afiliasi dengan Pemegang Saham Utama (PT Barito Pacific Tbk)

AFFILIATION RELATIONSHIP

Has affiliated relations with the Majority Shareholder (PT Barito Pacific Tbk)



Bandhit Thamprajamchit

Komisaris
Commissioner

Kewarganegaraan Nationality	Thailand Thai
Usia/Tanggal Lahir Age/Date of Birth	53 tahun 53 years old
Domisili Domicile	Indonesia Indonesia

DASAR HUKUM PENUNJUKAN

Pertama kali diangkat sebagai Komisaris untuk periode 2023-2024 berdasarkan Keputusan RUPS Luar Biasa pada tanggal 12 Januari 2023

LEGAL BASIS OF APPOINTMENT

Appointed as Commissioner for the 2023-2024 period based on the Extraordinary GMS Resolution dated 12 January 2023

RIWAYAT PENDIDIKAN/SERTIFIKASI

- Magister Administrasi Bisnis dari Sasin Graduate Institute of Business Administration (Executive) of Chulalongkorn University, Bangkok, Thailand (2006)
- Magister Sains Teknik Kimia Lanjutan dari Imperial College, University of London, Inggris (1991)
- Sarjana Teknik (Teknik Kimia) dari Chulalongkorn University, Bangkok, Thailand (1990)

EDUCATIONAL BACKGROUND/CERTIFICATION

- Master of Business Administration (Executive) from Sasin Graduate Institute of Business Administration of Chulalongkorn University (2006)
- Master of Science in Advanced Chemical Engineering from Imperial College, University of London (1991)
- Bachelor of Engineering (Chemical Engineering) from Chulalongkorn University (1990)

RIWAYAT PEKERJAAN

- Chairman dan Direktur di TOPNEXT International Company Limited (2023-saat ini)
- Senior Executive Vice President di PTT Public Limited Company (2023-saat ini)
- Chairman di LABIX Co., Ltd. (2023-saat ini)
- Chairman di Thai Paraxylene Co., Ltd (2023-saat ini)
- Direktur di Sapthip Co., Ltd. (2023-saat ini)
- Direktur di Global Power Synergy Plc (2023-saat ini)
- Komisaris di PT Chandra Asri Pacific Tbk (dahulu bernama PT Chandra Asri Petrochemical Tbk) (2023-saat ini)
- Chief Executive Officer and President di Thai Oil Public Company Limited (2023-saat ini)
- Direktur di LABIX Co., Ltd. (2020-saat ini)
- Acting Senior Executive Vice President - Hydrocarbon and Acting Executive Vice President - Manufacturing di Thai Oil Public Company Limited (2023)
- Acting Managing Director di LABIX Co., Ltd. (2023)
- Senior Executive Vice President - Hydrocarbon and Acting Executive Vice President - Manufacturing di Thai Oil Public Company Limited (2021-2022)
- Chairman di Thai Lube Base Plc (2020-2023)
- Senior Executive Vice President - Petroleum & Petrochemical di Thai Oil Public Company Limited (2020)
- Direktur di Sapthip Co., Ltd. (2019-2020)
- Chairman di Thaioil Energy Services Co., Ltd. (2018-2023)
- Senior Executive Vice President - Petroleum & Petrochemical and Acting Executive Vice President - Operational Excellence di Thai Oil Public Company Limited (2018-2020)
- Senior Executive Vice President - Petroleum & Petrochemical and Acting Executive Vice President - Manufacturing di Thai Oil Public Company Limited (2017-2018)
- Direktur di Thaioil Energy Services Co., Ltd. (2017-2023)
- Direktur di Thai Lube Base Plc (2017-2023)
- Direktur di Thaioil Power Co., Ltd. (2017-2021)
- Direktur di Thaioil Ethanol Co., Ltd. (2016-2021)
- Direktur di Thai Paraxylene Co., Ltd (2015)

WORK EXPERIENCE

- Chairman and Director at TOPNEXT International Company Limited (2023-present)
- Senior Executive Vice President at PTT Public Limited Company (2023-present)
- Chairman at LABIX Co., Ltd. (2023-present)
- Chairman at Thai Paraxylene Co., Ltd (2023-present)
- Director at Sapthip Co., Ltd. (2023-present)
- Director at Global Power Synergy Plc (2023-present)
- Commissioner at PT Chandra Asri Pacific Tbk (previously named PT Chandra Asri Petrochemical Tbk) (2023-present)
- Chief Executive Officer and President at Thai Oil Public Company Limited (2023-present)
- Director at LABIX Co., Ltd. (2020-present)
- Acting Senior Executive Vice President - Hydrocarbon and Acting Executive Vice President - Manufacturing at Thai Oil Public Company Limited (2023)
- Acting Managing Director at LABIX Co., Ltd. (2023)
- Senior Executive Vice President - Hydrocarbon and Acting Executive Vice President - Manufacturing di Thai Oil Public Company Limited (2021-2022)
- Chairman at Thai Lube Base Plc (2020-2023)
- Senior Executive Vice President - Petroleum & Petrochemical at Thai Oil Public Company Limited (2020)
- Director at Sapthip Co., Ltd. (2019-2020)
- Chairman at Thaioil Energy Services Co., Ltd. (2018-2023)
- Senior Executive Vice President - Petroleum & Petrochemical and Acting Executive Vice President - Operational Excellence at Thai Oil Public Company Limited (2018-2020)
- Senior Executive Vice President - Petroleum & Petrochemical and Acting Executive Vice President - Manufacturing at Thai Oil Public Company Limited (2017-2018)
- Director at Thaioil Energy Services Co., Ltd. (2017-2023)
- Director at Thai Lube Base Plc (2017-2023)
- Director at Thaioil Power Co., Ltd. (2017-2021)
- Director at Thaioil Ethanol Co., Ltd. (2016-2021)
- Director at Thai Paraxylene Co., Ltd (2015)

RANGKAP JABATAN

- Chairman dan Direktur di TOPNEXT International Company Limited (sejak 2023)
- Senior Executive Vice President di PTT Public Limited Company (sejak 2023)
- Chairman dan Direktur di LABIX Co., Ltd. (sejak 2023)
- Chairman dan Direktur di Thai Paraxylene Co., Ltd (sejak 2023)
- Direktur di Sapthip Co., Ltd. (sejak 2023)
- Direktur di Global Power Synergy Plc (sejak 2023)
- Chief Executive Officer and President, Acting Senior Executive Vice President - Hydrocarbon and Acting Executive Vice President Manufacturing di Thai Oil Public Company Limited (sejak 2023)

CONCURRENT POSITIONS

- Chairman and Director at TOPNEXT International Company Limited (since 2023)
- Senior Executive Vice President at PTT Public Limited Company (since 2023)
- Chairman and Director at LABIX Co., Ltd. (since 2023)
- Chairman and Director at Thai Paraxylene Co., Ltd (since 2023)
- Director at Sapthip Co., Ltd. (since 2023)
- Director at Global Power Synergy Plc (since 2023)
- Chief Executive Officer and President, Acting Senior Executive Vice President - Hydrocarbon and Acting Executive Vice President Manufacturing at Thai Oil Public Company Limited (since 2023)

HUBUNGAN AFILIASI

Memiliki hubungan afiliasi dengan Pemegang Saham tidak langsung (Thai Oil Public Company Limited)

AFFILIATION RELATIONSHIP

Has affiliated relations with indirect Shareholder (Thai Oil Public Company Limited)



Erry Riyana Hardjapamekas

Komisaris (Komisaris Independen)
Commissioner (Independent Commissioner)

Kewarganegaraan Nationality	Indonesia Indonesian
Usia/Tanggal Lahir Age/Date of Birth	74 tahun 74 years old
Domisili Domicile	Indonesia Indonesia

DASAR HUKUM PENUNJUKAN

Pertama kali diangkat sebagai Komisaris merangkap Komisaris Independen untuk periode 2021-2024 berdasarkan Keputusan RUPS Luar Biasa pada tanggal 8 November 2021

LEGAL BASIS OF APPOINTMENT

Appointed as Commissioner concurrently Independent Commissioner for the 2021-2024 period based on the Extraordinary GMS Resolution dated 8 November 2021

RIWAYAT PENDIDIKAN/SERTIFIKASI

Sarjana Ekonomi Akuntansi dari Universitas Padjadjaran (1978)

EDUCATIONAL BACKGROUND/CERTIFICATION

Bachelor of Economics in Accounting from Padjadjaran University (1978)

RIWAYAT PEKERJAAN

- Komisaris di PT Krakatau Tirta Industri (2023)
- Komisaris merangkap Komisaris Independen di PT Chandra Asri Pacific Tbk (dahulu bernama PT Chandra Asri Petrochemical Tbk) (2021-saat ini)
- Komisaris di PT Puri Dharmawangsa Raya Hotel (2019-saat ini)
- Komisaris di PT Lorax Indonesia (2017-saat ini)
- Komisaris di PT Trakindo Utama (2015-saat ini)
- Komisaris Utama di PT Pasifik Satelit Nusantara (2015-saat ini)
- Komisaris di PT Maxpower Indonesia (2015-saat ini)
- Komisaris di PT Tirta Investama/Danone (2011-saat ini)
- Komisaris Independen di PT Hero Supermarket Tbk (2009-saat ini)
- Ketua Oversight Committee Proyek Kalibaru, Tanjung Priok, di PT Pelindo II (2015-2016)
- Komisaris Utama di PT MRT Jakarta (2013-2018)
- Direktur Non-Eksekutif di Maybank Bhd.KL (2012-2015)
- Komisaris di PT ABM Investama (2011-2015)
- Ketua Tim Independen Reformasi Birokrasi Nasional (2011-2014)
- Komisaris di PT Weda Bay Nickel (2010-2017)
- Penasihat di PT Indika Energy Tbk (2010-2014)
- Ketua Tim Pelaksana di Tim Nasional Pengalihan Aktivitas Bisnis TNI (2008-2009)
- Komisaris Utama di PT Bank BNI Tbk (2008-2009)
- Wakil Ketua/Pimpinan di Komisi Pemberantasan Korupsi (2003-2007)
- Komisaris Independen di PT Kaltim Prima Coal (Maret-Oktober 2003)
- Komisaris Independen di PT Semen Cibinong Tbk (2002-2003)

WORK EXPERIENCE

- Commissioner at PT Krakatau Tirta Industri (2023)
- Commissioner concurrently Independent Commissioner at PT Chandra Asri Pacific Tbk (previously named PT Chandra Asri Petrochemical Tbk) (2021-present)
- Commissioner at PT Puri Dharmawangsa Raya Hotel (2019-present)
- Commissioner at PT Lorax Indonesia (2017-present)
- Commissioner at PT Trakindo Utama (2015-present)
- President Commissioner at PT Pasifik Satelit Nusantara (2015-present)
- Commissioner at PT Maxpower Indonesia (2015-present)
- Commissioner at PT Tirta Investama/Danone (2011-present)
- Independent Commissioner at PT Hero Supermarket Tbk (2009-present)
- Chairman of the Oversight Committee at the Kalibaru Project, Tanjung Priok, PT Pelindo II (2015-2016)
- President Commissioner at PT MRT Jakarta (2013-2018)
- Non-Executive Director of Maybank Bhd.KL (2012-2015)
- Commissioner at PT ABM Investama (2011-2015)
- Head of the Independent National Bureaucratic Reforms Team (2011-2014)
- Commissioner at PT Weda Bay Nickel (2010-2017)
- Advisor at PT Indika Energy Tbk (2010-2014)
- Head of the Implementation Team in the National Team for Transfer of TNI Business Activities (2008-2009)
- President Commissioner at PT Bank BNI Tbk (2008-2009)
- Deputy Chair/Head at the Corruption Eradication Commission (2003-2007)
- Independent Commissioner at PT Kaltim Prima Coal (March-October 2003)
- Independent Commissioner at PT Semen Cibinong Tbk (2002-2003)

- Komisaris Independen dan Anggota Komite Audit di PT Kabelindo Murni Tbk (2002-2003)
- Komisaris Independen dan Ketua Komite Audit di PT Hero Supermarket Tbk (2002-2003)
- Komisaris dan Ketua Komite Audit di PT Pembangunan Jaya Ancol Tbk (2001-2003)
- Penasihat dan Anggota Komite Audit di PT Unilever Indonesia Tbk (2001-2003)
- Penasihat Komisaris di PT Semen Cibinong Tbk (2001-2003)

- Komisaris Utama di PT Agrakom (2000-2003)
- Presiden Direktur di PT Timah Tbk (1999-2002)
- Direktur Keuangan di PT Timah Tbk (1991-1994)
- Kepala Divisi Akuntansi di PT Tambang Batubara Bukit Asam (Persero) (1987-1991)
- Kepala Urusan Akuntansi dan Verifikasi di PT Tambang Batubara Bukit Asam (Persero) (1982-1987)
- Kepala Bagian Akuntansi di Perum Perumnas (1980-1982)
- Kepala Bagian Audit Keuangan di Perum Perumnas (1979-1980)
- Asisten Teknis Lembaga Manajemen di Fakultas Ekonomi Universitas Padjadjaran (1978-1979)
- Asisten Keuangan dan Administrasi di NV Alico (1977-1978)
- Asisten Penjualan di PT Alinfra (1975-1976)

- Independent Commissioner and Member of the Audit Committee at PT Kabelindo Murni Tbk (2002-2003)
- Independent Commissioner and Chairman of the Audit Committee at PT Hero Supermarket Tbk (2002-2003)
- Commissioner and Chairman of the Audit Committee at PT Pembangunan Jaya Ancol Tbk (2001-2003)
- Advisor and Member of the Audit Committee at PT Unilever Indonesia Tbk (2001-2003)
- Advisor to the Commissioner at PT Semen Cibinong Tbk (2001-2003)
- President Commissioner at PT Agrakom (2000-2003)
- President Director at PT Timah Tbk (1999-2002)
- Finance Director at PT Timah Tbk (1991-1994)
- Head of Accounting Division at PT Tambang Batubara Bukit Asam (Persero) (1987-1991)
- Head of Accounting and Verification Affairs at PT Tambang Batubara Bukit Asam (Persero) (1982-1987)
- Head of Accounting at Perum Perumnas (1980-1982)
- Head of Financial Audit Division at Perum Perumnas (1979-1980)
- Technical Assistant for the Management Institute, Faculty of Economics, Padjadjaran University (1978-1979)
- Financial and Administration Assistant at NV Alico (1977-1978)
- Sales Assistant at PT Alinfra (1975-1976)

RANGKAP JABATAN

- Komisaris di PT Puri Dharmawangsa Raya Hotel (sejak 2019)
- Komisaris di PT Lorax Indonesia (sejak 2017)
- Komisaris di PT Trakindo Utama (sejak 2015)
- Presiden Komisaris di PT Pasifik Satelit Nusantara (sejak 2015)
- Komisaris di PT Maxpower (sejak 2015)
- Komisaris di PT Tirta Investama/Danone (sejak 2011)
- Komisaris Independen di PT Hero Supermarket Tbk (sejak 2009)

CONCURRENT POSITIONS

- Commissioner at PT Puri Dharmawangsa Raya Hotel (since 2019)
- Commissioner at PT Lorax Indonesia (since 2017)
- Commissioner at PT Trakindo Utama (since 2015)
- President Commissioner at PT Pasifik Satelit Nusantara (since 2015)
- Commissioner at PT Maxpower (since 2015)
- Commissioner at PT Tirta Investama/Danone (since 2011)
- Independent Commissioner at PT Hero Supermarket Tbk (since 2009)

HUBUNGAN AFILIASI

Tidak memiliki hubungan afiliasi dengan anggota Dewan Komisaris lainnya, anggota Direksi, serta Pemegang Saham Utama

AFFILIATION RELATIONSHIP

No affiliated relations with fellow members of the Board of Commissioners, members of the Board of Directors, and Majority Shareholders

PROFIL DIREKSI
Board of Directors Profile



Erwin Ciputra

Presiden Direktur
President Director

Kewarganegaraan Nationality	Indonesia Indonesian
Usia/Tanggal Lahir Age/Date of Birth	49 tahun 49 years old
Domisili Domicile	Indonesia Indonesia

DASAR HUKUM PENUNJUKAN

Pertama kali diangkat sebagai Presiden Direktur periode 2011-2012 berdasarkan Keputusan RUPS Luar Biasa PT Tri Polyta Indonesia Tbk tanggal 28 Oktober 2010, periode 2012-2015 berdasarkan Keputusan RUPS Tahunan tanggal 4 Juni 2012, periode 2015-2018 berdasarkan Keputusan RUPS Tahunan tanggal 8 Juni 2015, periode 2018-2021 berdasarkan Keputusan RUPS Tahunan tanggal 23 April 2018, selanjutnya diangkat kembali untuk periode 2021-2024 melalui RUPS Tahunan pada tanggal 15 April 2021

LEGAL BASIS OF APPOINTMENT

Appointed as President Director for the 2011-2012 period based on the Extraordinary GMS Resolution of PT Tri Polyta Indonesia Tbk dated 28 October 2010, the 2012-2015 period based on the Annual GMS Resolution dated 4 June 2012, the 2015-2018 period based on the Annual GMS Resolution dated 8 June 2015, the 2018-2021 period based on the Annual GMS Resolution dated 23 April 2018, and reappointed for the 2021-2024 period through the Annual GMS dated 15 April 2021

RIWAYAT PENDIDIKAN/SERTIFIKASI

Sarjana Ekonomi dari Wharton School, University of Pennsylvania, Philadelphia, Amerika Serikat (1996)

EDUCATIONAL BACKGROUND/CERTIFICATION

Bachelor of Economics from Wharton School, University of Pennsylvania, Philadelphia, USA (1996)

RIWAYAT PEKERJAAN

- Komisaris di PT Barito Renewables Energy Tbk (2023-saat ini)
- Presiden Direktur di PT Chandra Cilegon Port (2023-saat ini)
- Presiden Direktur di PT Chandra Asri Port (2023-saat ini)
- Presiden Direktur di PT Chandra Samudera Port (2023-saat ini)
- Presiden Direktur di PT Chandra Asri Alkali (2023-saat ini)
- Presiden Direktur di PT Chandra Daya Investasi (2023-saat ini)
- Komisaris di PT Krakatau Chandra Energi (2023-saat ini)
- Presiden Komisaris di PT Chandra Pelabuhan Nusantara (2023-saat ini)
- Direktur di Star Energy Group Holdings Pte. Ltd. (2022-saat ini)
- Presiden Komisaris di PT Petrindo Jaya Kreasi (2022-saat ini)
- Komisaris di PT Tamtama Perkasa (2022-saat ini)
- Komisaris di PT Mareta Persada (2022-saat ini)
- Komisaris di PT Pika Utama Resources (2022-saat ini)
- Komisaris di PT Bara International (2022-saat ini)
- Komisaris di PT Daya Bumindo Karunia (2022-saat ini)
- Komisaris di PT Equator Sumber Energi (2022-saat ini)
- Komisaris di PT Intam (2022-saat ini)
- Komisaris di PT SCG Barito Logistics (2022-saat ini)
- Presiden Direktur di PT Chandra Asri Perkasa (2017-saat ini)
- Presiden Direktur di PT Chandra Asri Pacific Tbk (dahulu bernama PT Chandra Asri Petrochemical Tbk) (2011-saat ini)
- Komisaris di PT Krakatau Tirta Industri (2023)
- Komisaris di PT Petrindo Jaya Kreasi Tbk (2022)
- Direktur di Chandra Asri Trading Company Pte. Ltd. (2020-2022)

WORK EXPERIENCE

- Commissioner at PT Barito Renewables Energy Tbk (2023-present)
- President Director at PT Chandra Cilegon Port (2023-present)
- President Director at PT Chandra Asri Port (2023-present)
- President Director at PT Chandra Samudera Port (2023-present)
- President Director at PT Chandra Asri Alkali (2023-present)
- President Director at PT Chandra Daya Investasi (2023-present)
- Commissioner at PT Krakatau Chandra Energi (2023-present)
- President Commissioner at PT Chandra Pelabuhan Nusantara (2023-present)
- Director at Star Energy Group Holdings Pte. Ltd. (2022-present)
- President Commissioner at PT Petrindo Jaya Kreasi (2022-present)
- Commissioner at PT Tamtama Perkasa (2022-present)
- Commissioner at PT Mareta Persada (2022-present)
- Commissioner at PT Pika Utama Resources (2022-present)
- Commissioner at PT Bara International (2022-present)
- Commissioner at PT Daya Bumindo Karunia (2022-present)
- Commissioner at PT Equator Sumber Energi (2022-present)
- Commissioner at PT Intam (2022-present)
- Commissioner at PT SCG Barito Logistics (2022-present)
- President Director at PT Chandra Asri Perkasa (2017-present)
- President Director at PT Chandra Asri Pacific Tbk (previously named PT Chandra Asri Petrochemical Tbk) (2011-present)
- Commissioner at PT Krakatau Tirta Industri (2023)
- Commissioner at PT Petrindo Jaya Kreasi Tbk (2022)
- Director at Chandra Asri Trading Company Pte. Ltd. (2020-2022)

- Presiden Komisaris di PT Synthetic Rubber Indonesia (2013-2019)
- Presiden Direktur di PT Styrindo Mono Indonesia (2010-2020)
- Presiden Direktur di PT Petrokimia Butadiene Indonesia (2010-2019)
- Direktur di Altus Capital Pte. Ltd. (sekarang Chandra Asri Trading Company Pte. Ltd.) (2010-2018)
- Presiden Direktur di PT Chandra Asri (2007-2010)
- Wakil Presiden Direktur di PT Chandra Asri (2004-2007)
- Corporate Planning Department di Barito Pacific Group (2003-2004)
- UOB Global Treasury and Assets Management (2002-2003)
- Portfolio Manager di Prism Capital Partners L.P (2001-2002)
- Research Associate di JP Morgan Securities Inc. (1998-1999)
- Analyst di TIAA-CREF Asset Management Inc. (1996-1998)

- President Commissioner at PT Synthetic Rubber Indonesia (2013-2019)
- President Director at PT Styrindo Mono Indonesia (2010-2020)
- President Director at PT Petrokimia Butadiene Indonesia (2010-2019)
- Director at Altus Capital Pte. Ltd. (now Chandra Asri Trading Company Pte. Ltd.) (2010-2018)
- President Director at PT Chandra Asri (2007-2010)
- Vice President Director at PT Chandra Asri (2004-2007)
- Corporate Planning Department at Barito Pacific Group (2003-2004)
- UOB Global Treasury and Assets Management (2002-2003)
- Portfolio Manager at Prism Capital Partners L.P (2001-2002)
- Research Associate at JP Morgan Securities Inc. (1998-1999)
- Analyst at TIAA-CREF Asset Management Inc. (1996-1998)

RANGKAP JABATAN

- Komisaris di PT Barito Renewables Energy Tbk (sejak 2023)
- Presiden Direktur di PT Chandra Cilegon Port (sejak 2023)
- Presiden Direktur di PT Chandra Asri Port (sejak 2023)
- Presiden Direktur di PT Chandra Samudera Port (sejak 2023)
- Presiden Direktur di PT Chandra Asri Alkali (sejak 2023)
- Presiden Direktur di PT Chandra Daya Investasi (sejak 2023)
- Komisaris di PT Krakatau Chandra Energi (sejak 2023)
- Presiden Komisaris di PT Chandra Pelabuhan Nusantara (sejak 2023)
- Direktur di Star Energy Group Holdings Pte. Ltd. (sejak 2022)
- Presiden Komisaris di PT Petrindo Jaya Kreasi (sejak 2022)
- Komisaris di PT Tamtama Perkasa (sejak 2022)
- Komisaris di PT Mareta Persada (sejak 2022)
- Komisaris di PT Pika Utama Resources (sejak 2022)
- Komisaris di PT Bara International (sejak 2022)
- Komisaris di PT Daya Bumindo Karunia (sejak 2022)
- Komisaris di PT Equator Sumber Energi (sejak 2022)
- Komisaris di PT Intam (sejak 2022)
- Komisaris di PT SCG Barito Logistics (sejak 2022)
- Presiden Direktur di PT Chandra Asri Perkasa (sejak 2017)

CONCURRENT POSITIONS

- Commissioner at PT Barito Renewables Energy Tbk (since 2023)
- President Director at PT Chandra Cilegon Port (since 2023)
- President Director at PT Chandra Asri Port (since 2023)
- President Director at PT Chandra Samudera Port (since 2023)
- President Director at PT Chandra Asri Alkali (since 2023)
- President Director at PT Chandra Daya Investasi (since 2023)
- Commissioner at PT Krakatau Chandra Energi (since 2023)
- President Commissioner at PT Chandra Pelabuhan Nusantara (since 2023)
- Director at Star Energy Group Holdings, Pte. Ltd. (since 2022)
- President Commissioner at PT Petrindo Jaya Kreasi (since 2022)
- Commissioner at PT Tamtama Perkasa (since 2022)
- Commissioner at PT Mareta Persada (since 2022)
- Commissioner at PT Pika Utama Resources (since 2022)
- Commissioner at PT Bara International (since 2022)
- Commissioner at PT Daya Bumindo Karunia (since 2022)
- Commissioner at PT Equator Sumber Energi (since 2022)
- Commissioner at PT Intam (since 2022)
- Commissioner at PT SCG Barito Logistics (since 2022)
- President Director at PT Chandra Asri Perkasa (since 2017)

HUBUNGAN AFILIASI

Tidak memiliki hubungan afiliasi dengan anggota Dewan Komisaris, anggota Direksi lainnya, dan Pemegang Saham Utama

AFFILIATION RELATIONSHIP

No affiliated relations with members of the Board of Commissioners, fellow members of the Board of Directors, and Majority Shareholders



Baritono Prajogo Pangestu

Wakil Presiden Direktur Komersial
Commercial Vice President Director

Kewarganegaraan Nationality	Indonesia Indonesian
Usia/Tanggal Lahir Age/Date of Birth	44 tahun 44 years old
Domisili Domicile	Indonesia Indonesia

DASAR HUKUM PENUNJUKAN

Pertama kali diangkat sebagai Wakil Presiden Direktur periode 2015-2018 berdasarkan Keputusan RUPS Tahunan tanggal 8 Juni 2015, periode 2018-2021 berdasarkan Keputusan RUPS Tahunan tanggal 23 April 2018, selanjutnya diangkat kembali untuk periode 2021-2024 melalui RUPS Tahunan pada tanggal 15 April 2021

LEGAL BASIS OF APPOINTMENT

Appointed as Vice President Director for the 2015-2018 period based on the Annual GMS Resolution dated 8 June 2015, the 2018-2021 period based on the Annual GMS Resolution dated 23 April 2018, and reappointed for the 2021-2024 period through the Annual GMS on 15 April 2021

RIWAYAT PENDIDIKAN/SERTIFIKASI

Sarjana Bisnis dari Central Queensland University, Australia (2005)

EDUCATIONAL BACKGROUND/CERTIFICATION

Bachelor of Business from Central Queensland University, Australia (2005)

RIWAYAT PEKERJAAN

- Presiden Komisaris di PT Chandra Cilegon Port (2023-saat ini)
- Presiden Komisaris di PT Chandra Samudera Port (2023-saat ini)
- Presiden Komisaris di PT Chandra Pelabuhan Nusantara (2023-saat ini)
- Presiden Komisaris di PT Chandra Asri Port (2023-saat ini)
- Komisaris di PT Chandra Asri Alkali (2023-saat ini)
- Presiden Komisaris di PT Nusantara Polymer Solutions (2022-saat ini)
- Komisaris di PT Buana Primatama Niaga (2017-saat ini)
- Komisaris di PT Panca Puri Perkasa (2017-saat ini)
- Presiden Komisaris di PT Chandra Asri Perkasa (2017-saat ini)
- Komisaris di PT SCG Barito Logistics (2017-saat ini)
- Wakil Presiden Direktur Komersial di PT Chandra Asri Pacific Tbk (dahulu bernama PT Chandra Asri Petrochemical Tbk) (2015-saat ini)
- Komisaris di PT Nusantara Polymer Solutions (2018-2022)
- Presiden Komisaris di PT Petrokimia Butadiene Indonesia (2015-2019)
- Direktur di PT Chandra Asri Pacific Tbk (dahulu bernama PT Chandra Asri Petrochemical Tbk) (2011-2015)
- Direktur di PT Chandra Asri (2007-2010)
- Manajer Penjualan Polyethylene di PT Chandra Asri (2007)
- Manager Feedstock di PT Chandra Asri (2005-2007)

WORK EXPERIENCE

- President Commissioner at PT Chandra Cilegon Port (2023-present)
- President Commissioner at PT Chandra Samudera Port (2023-present)
- President Commissioner at PT Chandra Pelabuhan Nusantara (2023-present)
- President Commissioner at PT Chandra Asri Port (2023-present)
- Commissioner at PT Chandra Asri Alkali (2023-present)
- President Commissioner at PT Nusantara Polymer Solutions (2022-present)
- Commissioner at PT Buana Primatama Niaga (2017-present)
- Commissioner at PT Panca Puri Perkasa (2017-present)
- President Commissioner at PT Chandra Asri Perkasa (2017-present)
- Commissioner at PT SCG Barito Logistics (2017-present)
- Vice President Commercial Director at PT Chandra Asri Pacific Tbk (previously named PT Chandra Asri Petrochemical Tbk) (2015-present)
- Commissioner at PT Nusantara Polymer Solutions (2018-2022)
- President Commissioner at PT Petrokimia Butadiene Indonesia (2015-2019)
- Director at PT Chandra Asri Pacific Tbk (previously named PT Chandra Asri Petrochemical Tbk) (2011-2015)
- Director at PT Chandra Asri (2007-2010)
- Polyethylene Sales Manager at PT Chandra Asri (2007)
- Feedstock Manager at PT Chandra Asri (2005-2007)

RANGKAP JABATAN	CONCURRENT POSITIONS
• Presiden Komisaris di PT Chandra Cilegon Port (sejak 2023) • Presiden Komisaris di PT Chandra Samudera Port (sejak 2023) • Presiden Komisaris di PT Chandra Pelabuhan Nusantara (sejak 2023) • Presiden Komisaris di PT Chandra Asri Port (sejak 2023) • Komisaris di PT Chandra Asri Alkali (sejak 2023) • Presiden Komisaris di PT Nusantara Polymer Solutions (sejak 2022) • Komisaris di PT Buana Primatama Niaga (sejak 2017) • Presiden Komisaris di PT Chandra Asri Perkasa (sejak 2017) • Komisaris di PT SCG Barito Logistics (sejak 2017) • Komisaris di PT Panca Puri Perkasa (sejak 2017)	• President Commissioner at PT Chandra Cilegon Port (since 2023) • President Commissioner at PT Chandra Samudera Port (since 2023) • President Commissioner at PT Chandra Pelabuhan Nusantara (since 2023) • President Commissioner at PT Chandra Asri Port (since 2023) • Commissioner at PT Chandra Asri Alkali (since 2023) • President Commissioner at PT Nusantara Polymer Solutions (since 2022) • Commissioner at PT Buana Primatama Niaga (since 2017) • President Commissioner at PT Chandra Asri Perkasa (since 2017) • Commissioner at PT SCG Barito Logistics (since 2017) • Commissioner at PT Panca Puri Perkasa (since 2017)
HUBUNGAN AFILIASI	**AFFILIATION RELATIONSHIP**
Memiliki hubungan afiliasi dengan Pemegang Saham (Prajogo Pangestu), serta anggota Dewan Komisaris (Agus Salim Pangestu)	Has an affiliate relationship with shareholder (Prayogo Pangestu) and members of the Board of Commissioners (Agus Salim Pangestu)



Pholavit Thiebpattama

Wakil Presiden Direktur Operasi
Operation Vice President Director

Kewarganegaraan Nationality	Thailand Thai
Usia/Tanggal Lahir Age/Date of Birth	54 tahun 54 years old
Domisili Domicile	Thailand Thailand

DASAR HUKUM PENUNJUKAN

Pertama kali diangkat sebagai Direktur untuk periode 2021-2024 berdasarkan Keputusan RUPS Luar Biasa pada tanggal 8 November 2021, selanjutnya diangkat sebagai Wakil Direktur Utama untuk periode 2023-2024 melalui RUPS Tahunan pada tanggal 17 Mei 2023

LEGAL BASIS OF APPOINTMENT

Appointed as Director for the 2021-2024 period based on the Extraordinary GMS Resolution dated 8 November 2021, then appointed as Vice President Director for the 2023-2024 period through the Annual GMS on 17 May 2023

RIWAYAT PENDIDIKAN/SERTIFIKASI

- Master Teknik Elektro dari Cornell University (1992)
- Sarjana Teknik Elektro dari Chulalongkorn University (1989)

EDUCATIONAL BACKGROUND/CERTIFICATION

- Master of Electrical Engineering from Cornell University (1992)
- Bachelor of Electrical Engineering from Chulalongkorn University (1989)

RIWAYAT PEKERJAAN

- Direktur di PT Chandra Cilegon Port (2023-saat ini)
- Direktur di PT Chandra Samudera Port (2023-saat ini)
- Komisaris Utama di PT Redeco Petrolin Utama (2023-saat ini)
- Direktur di PT Chandra Pelabuhan Nusantara (2023-saat ini)
- Direktur di PT Chandra Asri Port (2023-saat ini)
- Komisaris Utama di PT Synthetic Rubber Indonesia (2023-saat ini)
- Komisaris di PT Chandra Daya Investasi (2023-saat ini)
- Wakil Direktur Utama di PT Chandra Asri Perkasa (2023-saat ini)
- Wakil Presiden Direktur Operasi di PT Chandra Asri Pacific Tbk (dahulu bernama PT Chandra Asri Petrochemical Tbk) (2023-saat ini)
- Deputy General Director and Single Project Management Unit Director at Long Son Petrochemicals Co., Ltd. (2020-2021)
- Direktur di PT Chandra Asri Perkasa (2022-2023)
- Direktur CAP2 di PT Chandra Asri Pacific Tbk (dahulu bernama PT Chandra Asri Petrochemical Tbk) (2021-2023)
- Overall Project Director di SCG Chemicals Co., Ltd. (2010-2019)
- Engineering and Construction Manager di SCG Chemicals Co., Ltd (2007-2009)
- Electrical and Instrument Center Manager di Rayong Engineering and Plant Services Co., Ltd. (2002-2007)
- Electrical and Instrument Department Manager di Rayong Olefins Co., Ltd. (1996-2001)
- Instrument and Control Section Manager di Rayong Olefins Co., Ltd. (1995-1996)
- Technical Engineer di Thai Polyethylene Co., Ltd. (1992-1994)
- Maintenance Engineer di Thai Polyethylene Co., Ltd. (1989-1991)

WORK EXPERIENCE

- Director at PT Chandra Cilegon Port (2023-present)
- Director at PT Chandra Samudera Port (2023-present)
- President Commissioner at PT Redeco Petrolin Utama (2023-present)
- Director at PT Chandra Pelabuhan Nusantara (2023-present)
- Director at PT Chandra Asri Port (2023-present)
- President Commissioner at PT Synthetic Rubber Indonesia (2023-present)
- Commissioner at PT Chandra Daya Investasi (2023-present)
- Vice President Director at PT Chandra Asri Perkasa (2023-present)
- Operation Vice President Director at PT Chandra Asri Pacific Tbk (previously named PT Chandra Asri Petrochemical Tbk) (2023-present)
- Deputy General Director and Single Project Management Unit Director at Long Son Petrochemicals Co., Ltd. (2020-2021)
- Director at PT Chandra Asri Perkasa (2022-2023)
- CAP2 Director at PT Chandra Asri Pacific Tbk (previously named PT Chandra Asri Petrochemical Tbk) (2021-2023)
- Overall Project Director at SCG Chemicals Co., Ltd. (2010-2019)
- Engineering and Construction Manager at SCG Chemicals Co., Ltd (2007-2009)
- Electrical and Instrument Center Manager at Rayong Engineering and Plant Services Co., Ltd. (2002-2007)
- Electrical and Instrument Department Manager at Rayong Olefins Co., Ltd. (1996-2001)
- Instrument and Control Section Manager at Rayong Olefins Co., Ltd. (1995-1996)
- Technical Engineer at Thai Polyethylene Co., Ltd. (1992-1994)
- Maintenance Engineer at Thai Polyethylene Co., Ltd. (1989-1991)

RANGKAP JABATAN

- Direktur di PT Chandra Cilegon Port (sejak 2023)
- Direktur di PT Chandra Samudera Port (sejak 2023)
- Komisaris Utama di PT Redeco Petrolin Utama (sejak 2023)
- Direktur di PT Chandra Pelabuhan Nusantara (sejak 2023)
- Direktur di PT Chandra Asri Port (sejak 2023)
- Komisaris Utama di PT Synthetic Rubber Indonesia (sejak 2023)
- Komisaris di PT Chandra Daya Investasi (sejak 2023)
- Wakil Direktur Utama di PT Chandra Asri Perkasa (sejak 2023)

CONCURRENT POSITIONS

- Director at PT Chandra Cilegon Port (since 2023)
- Director at PT Chandra Samudera Port (since 2023)
- President Commissioner at PT Redeco Petrolin Utama (since 2023)
- Director at PT Chandra Pelabuhan Nusantara (since 2023)
- Director at PT Chandra Asri Port (since 2023)
- President Commissioner at PT Synthetic Rubber Indonesia (since 2023)
- Commissioner at PT Chandra Daya Investasi (since 2023)
- Vice President Director at PT Chandra Asri Perkasa (since 2023)

HUBUNGAN AFILIASI

Tidak memiliki hubungan afiliasi dengan anggota Dewan Komisaris, anggota Direksi lainnya, dan Pemegang Saham Utama

AFFILIATION RELATIONSHIP

No affiliated relations with members of the Board of Commissioners, fellow members of the Board of Directors, and Majority Shareholders



Andre Khor Kah Hin

Direktur Keuangan
Finance Director/Chief Financial Officer

Kewarganegaraan Nationality	Malaysia Malaysian
Usia/Tanggal Lahir Age/Date of Birth	42 tahun 42 years old
Domisili Domicile	Indonesia Indonesia

DASAR HUKUM PENUNJUKAN

Pertama kali diangkat sebagai Direktur periode 2019-2021 terhitung sejak 1 Juli 2019 berdasarkan Keputusan RUPS Tahunan tanggal 13 Mei 2019, selanjutnya diangkat kembali untuk periode 2021-2024 melalui RUPS Tahunan pada tanggal 15 April 2021

LEGAL BASIS OF APPOINTMENT

Appointed as Director for the 2019-2021 period effectively on 1 July 2019 based on the Annual GMS Resolution dated 13 May 2019, and reappointed for the 2021-2024 period through the Annual GMS dated 15 April 2021

RIWAYAT PENDIDIKAN/SERTIFIKASI

- Fellow Chartered Treasurer (dengan Distinction) dari Association of Corporate Treasurers (2012)
- Master Keuangan (dengan Distinction) dari London Business School, Inggris (2009)
- Fellow Chartered Management Accountant (Prize Winner) dari Chartered Institute of Management Accountants (2006)
- Sarjana Keuangan, Akuntansi dan Manajemen dengan (First Class Honours) dari University of Nottingham, Inggris (2003)

EDUCATIONAL BACKGROUND/CERTIFICATION

- Fellow Chartered Treasurer (with Distinction) from the Association of Corporate Treasurers (2012)
- Masters in Finance (with Distinction) from London Business School, United Kingdom (2009)
- Fellow Chartered Management Accountant (Prize Winner) from the Chartered Institute of Management Accountants (2006)
- Bachelor of Finance, Accounting and Management (First Class Honours) from the University of Nottingham, United Kingdom (2003)

RIWAYAT PEKERJAAN

- Direktur di PT Chandra Cilegon Port (2023-saat ini)
- Direktur di PT Chandra Samudera Port (2023-saat ini)
- Direktur di PT Chandra Pelabuhan Nusantara (2023-saat ini)
- Direktur di Chandra Asri Capital Pte. Ltd. (2023-saat ini)
- Direktur di PT Chandra Asri Port (2023-saat ini)
- Direktur di PT Chandra Asri Alkali (2023-saat ini)
- Direktur di PT Chandra Daya Investasi (2023-saat ini)
- Komisaris di PT Synthetic Rubber Indonesia (2020-saat ini)
- Direktur Keuangan di PT Chandra Asri Pacific Tbk (dahulu bernama PT Chandra Asri Petrochemical Tbk) (2019-saat ini)
- Direktur di PT Chandra Asri Perkasa (2019-saat ini)
- Direktur di Chandra Asri Trading Company Pte. Ltd (2019-saat ini)
- Komisaris di PT Styrindo Mono Indonesia (2019-2020)
- Direktur di PT Petrokimia Butadiene Indonesia (2019)
- Wakil Presiden Keuangan di PT Chandra Asri Pacific Tbk (dahulu bernama PT Chandra Asri Petrochemical Tbk) (2018-2019)

Riwayat Pekerjaan sebelum bergabung dengan Chandra Asri Group:

- Chief Financial Officer, Trading di Golden Agri Resources (2017-2018)
- Deputy Chief Financial Officer, Downstream di Golden Agri Resources (2016-2017)
- Direktur Keuangan di Shell Indonesia & Australia (2012-2016)
- Bendahara Perusahaan di Shell International Ltd (UK) (2009-2012)
- Penasehat Strategy & Portfolio di Shell International (2007-2009)
- Berbagai jabatan keuangan di Shell UK dan Malaysia (2003-2007)

WORK EXPERIENCE

- Director at PT Chandra Cilegon Port (2023-present)
- Director at PT Chandra Samudera Port (2023-present)
- Director at PT Chandra Pelabuhan Nusantara (2023-present)
- Director at Chandra Asri Capital Pte. Ltd. (2023-present)
- Director at PT Chandra Asri Port (2023-present)
- Director at PT Chandra Asri Alkali (2023-present)
- Director at PT Chandra Daya Investasi (2023-present)
- Commissioner at PT Synthetic Rubber Indonesia (2020-present)
- Chief Financial Officer at PT Chandra Asri Pacific Tbk (previously named PT Chandra Asri Petrochemical Tbk) (2019-present)
- Director at PT Chandra Asri Perkasa (2019-present)
- Director at Chandra Asri Trading Company Pte. Ltd (2019-present)
- Commissioner at PT Styrindo Mono Indonesia (2019-2020)
- Director at PT Petrokimia Butadiene Indonesia (2019)
- Vice President for Finance at PT Chandra Asri Pacific Tbk (previously named PT Chandra Asri Petrochemical Tbk) (2018-2019)

Work Experience Summary prior to joining Chandra Asri Group:

- Chief Financial Officer, Trading at Golden Agri Resources (2017-2018)
- Deputy Chief Financial Officer, Downstream at Golden Agri Resources (2016-2017)
- Finance Director of Shell Indonesia & Australia (2012-2016)
- Corporate Treasurer of Shell International Ltd (UK) (2009-2012)
- Strategy & Portfolio Advisor at Shell International (2007-2009)
- Various Finance Roles in Shell UK and Malaysia (2003-2007)

RANGKAP JABATAN

- Direktur di PT Chandra Cilegon Port (sejak 2023)
- Direktur di PT Chandra Samudera Port (sejak 2023)
- Direktur di PT Chandra Pelabuhan Nusantara (sejak 2023)
- Direktur di Chandra Asri Capital Pte. Ltd. (sejak 2023)
- Direktur di PT Chandra Asri Port (sejak 2023)
- Direktur di PT Chandra Asri Alkali (sejak 2023)
- Direktur di PT Chandra Daya Investasi (sejak 2023)
- Komisaris di PT Synthetic Rubber Indonesia (sejak 2020)
- Direktur di PT Chandra Asri Perkasa (sejak 2019)
- Direktur di Chandra Asri Trading Company Pte. Ltd (sejak 2019)

CONCURRENT POSITIONS

- Director at PT Chandra Cilegon Port (sejak 2023)
- Director at PT Chandra Samudera Port (sejak 2023)
- Director at PT Chandra Pelabuhan Nusantara (sejak 2023)
- Director at Chandra Asri Capital Pte. Ltd. (since 2023)
- Director at PT Chandra Asri Port (sejak 2023)
- Director at PT Chandra Asri Alkali (since 2023)
- Director at PT Chandra Daya Investasi (since 2023)
- Commissioner at PT Synthetic Rubber Indonesia (since 2020)
- Director at PT Chandra Asri Perkasa (since 2019)
- Director at Chandra Asri Trading Company Pte. Ltd (since 2019)

HUBUNGAN AFILIASI

Tidak memiliki hubungan afiliasi dengan anggota Dewan Komisaris, anggota Direksi lainnya, dan Pemegang Saham Utama

AFFILIATION RELATIONSHIP

No affiliated relations with members of the Board of Commissioners, fellow members of the Board of Directors, and Majority Shareholders



Raymond Budhin

Direktur Polymer Sales
Polymer Sales Director

Kewarganegaraan Nationality	Indonesia Indonesian
Usia/Tanggal Lahir Age/Date of Birth	50 tahun 50 years old
Domisili Domicile	Indonesia Indonesian

DASAR HUKUM PENUNJUKAN

Pertama kali diangkat sebagai Direktur melalui Keputusan RUPS Tahunan tanggal 18 April 2022 untuk masa jabatan hingga RUPS Tahunan 2024

LEGAL BASIS OF APPOINTMENT

Appointed as Director based on the Annual GMS Resolution dated 18 April 2022 for a term of office until the 2024 Annual GMS

RIWAYAT PENDIDIKAN/SERTIFIKASI

Sarjana Ilmu Sosial dari University of Southern California (1996)

EDUCATIONAL BACKGROUND/CERTIFICATION

Bachelor of Social Science from University of Southern California (1996)

RIWAYAT PEKERJAAN

- Direktur Polymer Sales di PT Chandra Asri Pacific Tbk (dahulu bernama PT Chandra Asri Petrochemical Tbk) (2022-saat ini)
- Komisaris di PT Chandra Daya Investasi (2023)
- Presiden Direktur di PT Maha Properti Indonesia Tbk (2018-2021)
- Direktur di PT Perdana Tangguh Abadi (2017-2021)
- Direktur di PT Boga Topas Indonesia (2016-2021)
- Direktur Utama di PT Mayapada Properti Indonesia (2016-2021)
- Direktur di PT Topas Properti Indonesia (2016-2021)
- Direktur di PT Mutiara Sakti Gemilang (2015-2021)
- Komisaris di PT Sejahteraraya Anugrahjaya Tbk (2012-2021)
- Komisaris di PT Nirmala Kencana Mas (2012-2021)
- Wakil Presiden Direktur di PT Chandra Asri Pacific Tbk (dahulu bernama PT Chandra Asri Petrochemical Tbk) (2012-2015)
- Presiden Direktur di PT Sejahteraraya Anugrahjaya Tbk (2009-2012)
- Presiden Direktur di PT Sejahteraraya Anugerahjaya Tbk (2009-2012)
- Komisaris Utama di PT Topas Multi Finance (2008-2021)
- Komisaris di PT Arthamulia Indah (2008-2012)
- Komisaris di PT Inti Dufree Promosindo (2008-2012)
- Komisaris di PT Sona Topas Tourism Industry Tbk (2008-2012)
- General Manager Marketing di PT Chandra Asri (2007-2009)
- Direktur di PT Nirmala Kencana Mas (2003-2012)
- Direktur di PT Sona Topas Tourism Industry Tbk (1999-2008)
- Direktur di PT Inti Dufree Promosindo (1999-2008)
- Direktur di PT Arthamulia Indah (1999-2008)
- General Manager di PT Cahaya Baru Raya Realty (1998-1999)

WORK EXPERIENCE

- Polymer Sales Director at PT Chandra Asri Pacific Tbk (previously named PT Chandra Asri Petrochemical Tbk) (2022-present)
- Commissioner at PT Chandra Daya Investasi (2023)
- President Director at PT Maha Properti Indonesia Tbk (2018-2021)
- Director at PT Perdana Tangguh Abadi (2017-2021)
- Director at PT Boga Topas Indonesia (2016-2021)
- President Director at PT Mayapada Properti Indonesia (2016-2021)
- Director at PT Topas Properti Indonesia (2016-2021)
- Director at PT Mutiara Sakti Gemilang (2015-2021)
- Commissioner at PT Sejahteraraya Anugerahjaya Tbk (2012-2021)
- Commissioner at PT Nirmala Kencana Mas (2012-2021)
- Vice President Director at PT Chandra Asri Pacific Tbk (previously named PT Chandra Asri Petrochemical Tbk) (2012-2015)
- President Director at PT Sejahteraraya Anugrahjaya Tbk (2009-2012)
- President Director at PT Sejahteraraya Anugerahjaya Tbk (2009-2012)
- President Commissioner at PT Topas Multi Finance (2008-2021)
- Commissioner at PT Arthamulia Indah (2008-2012)
- Commissioner at PT Inti Dufree Promosindo (2008-2012)
- Commissioner at PT Sona Topas Tourism Industry Tbk (2008-2012)
- General Manager Marketing at PT Chandra Asri (2007-2009)
- Director at PT Nirmala Kencana Mas (2003-2012)
- Director at PT Sona Topas Tourism Industry Tbk (1999-2008)
- Director at PT Inti Dufree Promosindo (1999-2008)
- Director at PT Arthamulia Indah (1999-2008)
- General Manager at PT Cahaya Baru Raya Realty (1998-1999)

RANGKAP JABATAN

Tidak memiliki rangkap jabatan

CONCURRENT POSITIONS

Has no concurrent positions

HUBUNGAN AFILIASI

Tidak memiliki hubungan afiliasi dengan anggota Dewan Komisaris, anggota Direksi lainnya dan Pemegang Saham Utama

AFFILIATION RELATIONSHIP

No affiliated relations with members of the Board of Commissioners, fellow members of the Board of Directors, and Majority Shareholders



Prapote Stianpapong

Direktur Produksi
Manufacturing Director

Kewarganegaraan Nationality	Thailand Thai
Usia/Tanggal Lahir Age/Date of Birth	51 tahun 51 years old
Domisili Domicile	Indonesia Indonesia

DASAR HUKUM PENUNJUKAN

Pertama kali diangkat sebagai Direktur pada 1 Oktober 2022 untuk periode 2022-2024 berdasarkan keputusan RUPS Luar Biasa pada 5 Agustus 2022

LEGAL BASIS OF APPOINTMENT

Appointed as Director on 1 October 2022 for the period of 2022-2024 based on the Extraordinary GMS Resolution dated 5 August 2022

RIWAYAT PENDIDIKAN/SERTIFIKASI

- Magister Manajemen dan Strategi dari Mahidol University (2004)
- Sarjana Teknik Kimia dari King Mongkut's Institute of Technology (1993)

EDUCATIONAL BACKGROUND/CERTIFICATION

- Master of Management and Strategy from Mahidol University (2004)
- Bachelor of Chemical Engineering from King Mongkut's Institute of Technology (1993)

RIWAYAT PEKERJAAN

- Direktur PT Chandra Asri Perkasa (2022-saat ini)
- Direktur Produksi di PT Chandra Asri Pacific Tbk (dahulu bernama PT Chandra Asri Petrochemical Tbk) (2022-saat ini)
- General Manager untuk Upstream Production di PT Chandra Asri Pacific Tbk (dahulu bernama PT Chandra Asri Petrochemical Tbk) (2021-September 2022)
- Utilities Production Department Manager di Rayong Olefins Co., Ltd (2016-2020)
- Academy of Operation Excellence Manager di SCG Chemicals Co., Ltd.(2013-2016)
- Technical Department Manager di Rayong Olefins Co., Ltd (2011-2013)
- Planning and Logistics Manager di Rayong Olefins Co., Ltd (2009-2011)
- Laboratory Department Manager di Rayong Olefins Co., Ltd (2006-2009)

WORK EXPERIENCE

- Director at PT Chandra Asri Perkasa (2022-present)
- Manufacturing Director at PT Chandra Asri Pacific Tbk (previously named PT Chandra Asri Petrochemical Tbk) (2022-present)
- General Manager for Upstream Production at PT Chandra Asri Pacific Tbk (previously named PT Chandra Asri Petrochemical Tbk) (2021-September 2022)
- Utilities Production Department Manager at Rayong Olefins Co., Ltd (2016-2020)
- Academy of Operation Excellence Manager at SCG Chemicals Co., Ltd. (2013-2016)
- Technical Department Manager at Rayong Olefins Co., Ltd (2011-2013)
- Planning and Logistics Manager at Rayong Olefins Co., Ltd (2009-2011)
- Laboratory Department Manager at Rayong Olefins Co., Ltd (2006-2009)

RANGKAP JABATAN

Direktur PT Chandra Asri Perkasa (sejak 2022)

CONCURRENT POSITIONS

Director at PT Chandra Asri Perkasa (since 2022)

HUBUNGAN AFILIASI

Tidak memiliki hubungan afiliasi dengan anggota Dewan Komisaris, anggota Direksi lainnya, dan Pemegang Saham Utama

AFFILIATION RELATIONSHIP

No affiliated relations with members of the Board of Commissioners, fellow members of the Board of Directors, and Majority Shareholders



Fransiskus Ruly Aryawan

Direktur Supply Chain
Supply Chain Director

Kewarganegaraan Nationality	Indonesia Indonesian
Usia/Tanggal Lahir Age/Date of Birth	45 tahun 45 years old
Domisili Domicile	Indonesia Indonesian

DASAR HUKUM PENUNJUKAN

Pertama kali diangkat sebagai Direktur periode 2015-2018 berdasarkan Keputusan RUPS Tahunan tanggal 8 Juni 2015 dan diangkat kembali periode 2018-2021 berdasarkan Keputusan RUPS Tahunan tanggal 23 April 2018, selanjutnya diangkat kembali untuk periode 2021-2024 melalui RUPS Tahunan pada tanggal 15 April 2021

LEGAL BASIS OF APPOINTMENT

Appointed as Director for the 2015-2018 period based on the Annual GMS Resolution dated 8 June 2015 and reappointed for the 2018-2021 period based on the Annual GMS Resolution dated 23 April 2018, and reappointed for the 2021-2024 period through the Annual GMS dated 15 April 2021

RIWAYAT PENDIDIKAN/SERTIFIKASI

Sarjana Keuangan Boston College, Massachusetts, Amerika Serikat (1999)

EDUCATIONAL BACKGROUND/CERTIFICATION

Bachelor of Finance from Boston College, Massachusetts, USA (1999)

RIWAYAT PEKERJAAN

- Direktur di PT Chandra Cilegon Port (2023-saat ini)
- Direktur di PT Chandra Samudera Port (2023-saat ini)
- Direktur di PT Chandra Pelabuhan Nusantara (2023-saat ini)
- Direktur di Chandra Asri Capital Pte. Ltd. (2023-saat ini)
- Direktur di PT Chandra Asri Port (2023-saat ini)
- Wakil Presiden Direktur di PT Chandra Asri Alkali (2023-saat ini)
- Direktur di Chandra Asri Trading Company Pte. Ltd. (2018-saat ini)
- Direktur di PT Buana Primatama Niaga (2017-saat ini)
- Direktur di PT Chandra Asri Perkasa (2017-saat ini)
- Direktur Supply Chain di PT Chandra Asri Pacific Tbk (dahulu bernama PT Chandra Asri Petrochemical Tbk) (2015-saat ini)
- Direktur di PT Styrindo Mono Indonesia (2015-2020)
- Direktur di PT Petrokimia Butadiene Indonesia (2015-2019)
- General Manager of Monomer Feedstock di PT Chandra Asri Pacific Tbk (dahulu bernama PT Chandra Asri Petrochemical Tbk) (2011-2015)
- General Manager of Feedstock di PT Chandra Asri (2009-2010)
- Manajer Departemen Penjualan Monomer di PT Chandra Asri (2007-2009)
- Manajer Bagian Operasional di PT Chandra Asri (2005-2007)
- Supervisor Pembelian Feedstock di PT Chandra Asri (2002-2005)
- Financial Consultant Associate di Citibank Indonesia (2002)

WORK EXPERIENCE

- Director at PT Chandra Cilegon Port (2023-present)
- Director at PT Chandra Samudera Port (2023-present)
- Director at PT Chandra Pelabuhan Nusantara (2023-present)
- Director at Chandra Asri Capital Pte. Ltd. (2023-present)
- Director at PT Chandra Asri Port (2023-present)
- Vice President Director at PT Chandra Asri Alkali (2023-present)
- Director at Chandra Asri Trading Company Pte. Ltd. (2018-present)
- Director at PT Buana Primatama Niaga (2017-present)
- Director at PT Chandra Asri Perkasa (2017-present)
- Supply Chain Director at PT Chandra Asri Pacific Tbk (previously named PT Chandra Asri Petrochemical Tbk) (2015-present)
- Director at PT Styrindo Mono Indonesia (2015-2020)
- Director at PT Petrokimia Butadiene Indonesia (2015-2019)
- General Manager of Monomer Feedstock at PT Chandra Asri Pacific Tbk (previously named PT Chandra Asri Petrochemical Tbk) (2011-2015)
- General Manager of Feedstock at PT Chandra Asri (2009-2010)
- Manager of Monomer Sales Department at PT Chandra Asri (2007-2009)
- Operations Manager at PT Chandra Asri (2005-2007)
- Feedstock Purchasing Supervisor at PT Chandra Asri (2002-2005)
- Financial Consultant Associate at Citibank Indonesia (2002)

RANGKAP JABATAN

- Direktur di PT Chandra Cilegon Port (sejak 2023)
- Direktur di PT Chandra Samudera Port (sejak 2023)
- Direktur di PT Chandra Pelabuhan Nusantara (sejak 2023)
- Direktur di Chandra Asri Capital Pte. Ltd. (sejak 2023)
- Direktur di PT Chandra Asri Port (sejak 2023)
- Wakil Presiden Direktur di PT Chandra Asri Alkali (sejak 2023)
- Direktur di Chandra Asri Trading Company Pte. Ltd. (sejak 2018)
- Direktur di PT Buana Primatama Niaga (sejak 2017)
- Direktur di PT Chandra Asri Perkasa (sejak 2017)

CONCURRENT POSITIONS

- Director at PT Chandra Cilegon Port (since 2023)
- Director at PT Chandra Samudera Port (since 2023)
- Director at PT Chandra Pelabuhan Nusantara (since 2023)
- Director at Chandra Asri Capital Pte. Ltd. (since 2023)
- Director at PT Chandra Asri Port (since 2023)
- Vice President Director of PT Chandra Asri Alkali (since 2023)
- Director at Chandra Asri Trading Company Pte. Ltd. (since 2018)
- Director at PT Buana Primatama Niaga (since 2017)
- Director at PT Chandra Asri Perkasa (since 2017)

HUBUNGAN AFILIASI

Tidak memiliki hubungan afiliasi dengan anggota Dewan Komisaris, anggota Direksi lainnya dan Pemegang Saham Utama

AFFILIATION RELATIONSHIP

No affiliated relations with members of the Board of Commissioners, fellow members of the Board of Directors, and Majority Shareholders



Suryandi

Direktur SDM dan Urusan Korporasi
Human Resources and Corporate Affairs Director

Kewarganegaraan Nationality	Indonesia Indonesian
Usia/Tanggal Lahir Age/Date of Birth	61 tahun 61 years old
Domisili Domicile	Indonesia Indonesian

DASAR HUKUM PENUNJUKAN

Pertama kali diangkat sebagai Direktur periode 2013-2015 berdasarkan Keputusan RUPS Luar Biasa tanggal 31 Oktober 2013, periode 2015-2018 berdasarkan Keputusan RUPS Tahunan tanggal 8 Juni 2015, periode 2018-2021 berdasarkan Keputusan RUPS Luar Biasa tanggal 24 Oktober 2018, selanjutnya diangkat kembali untuk periode 2021-2024 melalui RUPS Tahunan pada tanggal 15 April 2021

LEGAL BASIS OF APPOINTMENT

Appointed as Director for the 2013-2015 period based on the Extraordinary GMS Resolution dated 31 October 2013, 2015-2018 period based on the Annual GMS Resolution dated 8 June 2015, 2018-2021 period based on the Extraordinary GMS Resolution dated 24 October 2018, and reappointed for 2021-2024 period through the Annual GMS dated 15 April 2021

RIWAYAT PENDIDIKAN/SERTIFIKASI

Sarjana Ekonomi dari Universitas Indonesia (1989)

EDUCATIONAL BACKGROUND/CERTIFICATION

Bachelor of Economics from the University of Indonesia (1989)

RIWAYAT PEKERJAAN

- Komisaris di PT Chandra Cilegon Port (2023-saat ini)
- Komisaris di PT Chandra Samudera Port (2023-saat ini)
- Komisaris di PT Chandra Pelabuhan Nusantara (2023-saat ini)
- Direktur di Chandra Asri Capital Pte. Ltd. (2023-saat ini)
- Komisaris di PT Chandra Asri Port (2023-saat ini)
- Presiden Komisaris di PT Chandra Asri Alkali (2023-saat ini)
- Presiden Komisaris di PT Chandra Daya Investasi (2023-saat ini)
- Komisaris di PT Chandra Asri Perkasa (2022-saat ini)
- Direktur SDM & Urusan Korporasi di PT Chandra Asri Pacific Tbk (dahulu bernama PT Chandra Asri Petrochemical Tbk) (2018-saat ini)
- Direktur di PT Chandra Asri Perkasa (2019-2022)
- Direktur di PT Styrindo Mono Indonesia (2019-2020)
- Direktur Independen di PT Chandra Asri Pacific Tbk (dahulu bernama PT Chandra Asri Petrochemical Tbk) (2015-2018)
- Direktur di PT Chandra Asri Pacific Tbk (dahulu bernama PT Chandra Asri Petrochemical Tbk) (2013-2015)
- Wakil Presiden Senior di PT Chandra Asri Pacific Tbk (dahulu bernama PT Chandra Asri Petrochemical Tbk) (2011-2013)
- Direktur Keuangan di PT Tri Polyta Indonesia Tbk (1998-2010)
- Wakil Presiden Direktur Bidang Keuangan di PT Tri Polyta Indonesia Tbk (1996-1998)
- Manajer Keuangan di PT Tri Polyta Indonesia Tbk (1990-1996)
- Asisten Pengawas Keuangan di PT Panca Tugas Sejati (1987-1989)
- Auditor di KAP Drs. Utomo & Co (terafiliasi dengan SGV Philippines) (1984-1987)

WORK EXPERIENCE

- Commissioner at PT Chandra Cilegon Port (2023-present)
- Commissioner at PT Chandra Samudera Port (2023-present)
- Commissioner at PT Chandra Pelabuhan Nusantara (2023-present)
- Director at Chandra Asri Capital Pte. Ltd. (2023-present)
- Commissioner at PT Chandra Asri Port (2023-present)
- President Commissioner at PT Chandra Asri Alkali (2023-present)
- President Commissioner at PT Chandra Daya Investasi (2023-present)
- Commissioner at PT Chandra Asri Perkasa (2022-present)
- Human Resources and Corporate Affairs Director at PT Chandra Asri Pacific Tbk (previously named PT Chandra Asri Petrochemical Tbk) (2018-present)
- Director at PT Chandra Asri Perkasa (2019-2022)
- Director at PT Styrindo Mono Indonesia (2019-2020)
- Independent Director at PT Chandra Asri Pacific Tbk (previously named PT Chandra Asri Petrochemical Tbk) (2015-2018)
- Director at PT Chandra Asri Pacific Tbk (previously named PT Chandra Asri Petrochemical Tbk) (2013-2015)
- Senior Vice President at PT Chandra Asri Pacific Tbk (previously named PT Chandra Asri Petrochemical Tbk) (2011-2013)
- Finance Director at PT Tri Polyta Indonesia Tbk (1998-2010)
- Vice President (Finance) at PT Tri Polyta Indonesia Tbk (1996-1998)
- Finance Manager at PT Tri Polyta Indonesia Tbk (1990-1996)
- Assistant Financial Controller at PT Panca Tugas Sejati (1987-1989)
- Auditor at KAP Drs. Utomo & Co (affiliated with SGV Philippines) (1984-1987)

RANGKAP JABATAN

- Komisaris di PT Chandra Cilegon Port (sejak 2023)
- Komisaris di PT Chandra Samudera Port (sejak 2023)
- Komisaris di PT Chandra Pelabuhan Nusantara (sejak 2023)
- Direktur di Chandra Asri Capital Pte. Ltd. (sejak 2023)
- Komisaris di PT Chandra Asri Port (sejak 2023)
- Presiden Komisaris di PT Chandra Asri Alkali (sejak 2023)
- Presiden Komisaris di PT Chandra Daya Investasi (sejak 2023)
- Komisaris di PT Chandra Asri Perkasa (sejak 2022)

CONCURRENT POSITIONS

- Commissioner at PT Chandra Cilegon Port (since 2023)
- Commissioner at PT Chandra Samudera Port (since 2023)
- Commissioner at PT Chandra Pelabuhan Nusantara (since 2023)
- Director at Chandra Asri Capital Pte. Ltd. (since 2023)
- Commissioner at PT Chandra Asri Port (since 2023)
- President Commissioner at PT Chandra Asri Alkali (since 2023)
- President Commissioner at PT Chandra Daya Investasi (since 2023)
- Commissioner at PT Chandra Asri Perkasa (since 2022)

HUBUNGAN AFILIASI

Tidak memiliki hubungan afiliasi dengan anggota Dewan Komisaris, anggota Direksi lainnya, dan Pemegang Saham Utama

AFFILIATION RELATIONSHIP

No affiliated relations with members of the Board of Commissioners, fellow members of the Board of Directors, and Majority Shareholders



Sarayuth Vorapruekjaru

Direktur Proyek
Project Director

Kewarganegaraan Nationality	Thailand Thai
Usia/Tanggal Lahir Age/Date of Birth	51 tahun 51 years old
Domisili Domicile	Indonesia Indonesia

DASAR HUKUM PENUNJUKAN

Pertama kali diangkat sebagai Direktur periode 2023-2024 berdasarkan Keputusan RUPS Tahunan tanggal 17 Mei 2023

LEGAL BASIS OF APPOINTMENT

Appointed as Director for the 2023-2024 period based on the Extraordinary GMS Resolution dated 17 May 2023

RIWAYAT PENDIDIKAN/SERTIFIKASI

- Master Teknik Kimia dari King Mongkut's University of Technology Thonburi, Thailand (2000)
- Sarjana Teknik Kimia dari King Mongkut's University of Technology Thonburi, Thailand (1995)

EDUCATIONAL BACKGROUND/CERTIFICATION

- Master of Chemical Engineering from King Mongkut's University of Technology Thonburi (2000)
- Bachelor of Chemical Engineering from King Mongkut's University of Technology Thonburi (1995)

RIWAYAT PEKERJAAN

- Direktur Proyek di PT Chandra Asri Pacific Tbk (dahulu bernama PT Chandra Asri Petrochemical Tbk) (2023-saat ini)
- Direktur di PT Chandra Asri Perkasa (2023-saat ini)
- Manager di Kantor Pusat Grup Bisnis PVC Thai Plastic and Chemicals Public Company Limited (2023-saat ini)
- Direktur Umum di PTC Cina Plastic and Chemicals Corporation Ltd. (2021-2022)
- Focused Improvement Site Champion, Focused Improvement di Thai Plastic and Chemicals Public Company Limited (2019-2021)
- PVC1 Production Department Manager di Thai Plastic and Chemicals Public Company Limited (2013-2018)
- Factory Director di TPC Vina Plastic and Chemicals Corporation Ltd. (2011-2012)
- Factory Director di TPC Paste Resin Co., Ltd. (2008-2010)

WORK EXPERIENCE

- Project Director at PT Chandra Asri Pacific Tbk (previously named PT Chandra Asri Petrochemical Tbk) (2023-present)
- Director at PT Chandra Asri Perkasa (2023-present)
- Manager PVC Business Group Head Office at Thai Plastic and Chemicals Public Company Limited (2023-present)
- General Director at TPC Vina Plastic and Chemicals Corporation Ltd. (2021-2022)
- Focused Improvement Site Champion, Focused Improvement at Thai Plastic and Chemicals Public Company Limited (2019-2021)
- PVC1 Production Department Manager at Thai Plastic and Chemicals Public Company Limited (2013-2018)
- Factory Director at TPC Vina Plastic and Chemicals Corporation Ltd. (2011-2012)
- Factory Director at TPC Paste Resin Co., Ltd. (2008-2010)

RANGKAP JABATAN

- Direktur di PT Chandra Asri Perkasa (sejak 2023)
- Manager di Kantor Pusat Grup Bisnis PVC Thai Plastic and Chemicals Public Company Limited (sejak 2023)

CONCURRENT POSITIONS

- Director at PT Chandra Asri Perkasa (since 2023)
- Manager PVC Business Group Head Office at Thai Plastic and Chemicals Public Company Limited (since 2023)

HUBUNGAN AFILIASI

Memiliki hubungan afiliasi dengan Pemegang Saham Mayoritas (SCG Chemicals Public Company Limited)

AFFILIATION RELATIONSHIP

Has affiliated relationship with Majority Shareholder (SCG Chemicals Public Company Limited)



Petch Niyomsen

Direktur Monomer Intermediaries
Monomer Intermediaries Director

Kewarganegaraan Nationality	Thailand Thai
Usia/Tanggal Lahir Age/Date of Birth	53 tahun 53 years old
Domisili Domicile	Indonesia Indonesian

DASAR HUKUM PENUNJUKAN

Pertama kali diangkat sebagai Direktur untuk periode 2021-2024 berdasarkan Keputusan RUPS Luar Biasa pada tanggal 8 November 2021

LEGAL BASIS OF APPOINTMENT

Appointed as Director for the 2021-2024 period based on the Extraordinary GMS Resolution dated 8 November 2021

RIWAYAT PENDIDIKAN/SERTIFIKASI

- Master Teknik Kimia dari Syracuse University, Amerika Serikat (1995)
- Sarjana Teknik Kimia dari Chulalongkorn University, Bangkok, Thailand (1993)

EDUCATIONAL BACKGROUND/CERTIFICATION

- Master of Chemical Engineering from Syracuse University, USA (1995)
- Bachelor of Chemical Engineering from Chulalongkorn University, Bangkok, Thailand (1993)

RIWAYAT PEKERJAAN

- Direktur Monomer Intermediaries di PT Chandra Asri Pacific Tbk (dahulu bernama PT Chandra Asri Petrochemical Tbk) (2021-saat ini)
- Supply Management Manager, Integrated Business Management di SCG Plastics Co., Ltd. (2018-saat ini)
- Planning and Optimization Manager di SCG Chemicals Co., Ltd. (2013-2018)
- Polyolefins Strategy and Planning Department Manager di SCG Polyolefins Co., Ltd. (2010-2013)
- Production Planning and Sourcing Manager di SCG Polyolefins Co., Ltd (2008-2010)
- Monomer and Polyolefins Sourcing Manager di SCG Plastics Co., Ltd. on (2007-2008)
- Process Engineer di Esso (Thailand) Public Company Limited (2003)

WORK EXPERIENCE

- Monomer Intermediaries Director at PT Chandra Asri Pacific Tbk (previously named PT Chandra Asri Petrochemical Tbk) (2021-present)
- Supply Management Manager, Integrated Business Management at SCG Plastics Co., Ltd. (2018-present)
- Planning and Optimization Manager at SCG Chemicals Co., Ltd. (2013-2018)
- Polyolefins Strategy and Planning Department Manager at SCG Polyolefins Co., Ltd. (2010-2013)
- Production Planning and Sourcing Manager at SCG Polyolefins Co., Ltd (2008-2010)
- Monomer and Polyolefins Sourcing Manager at SCG Plastics Co., Ltd. on (2007-2008)
- Process Engineer at Esso (Thailand) Public Company Limited (2003)

RANGKAP JABATAN

Supply Management Manager, Integrated Business Management di SCG Plastics Co., Ltd. (sejak 2018)

CONCURRENT POSITIONS

Supply Management Manager, Integrated Business Management at SCG Plastics Co., Ltd. (since 2018)

HUBUNGAN AFILIASI

Memiliki hubungan afiliasi dengan Pemegang Saham Mayoritas (SCG Chemicals Public Company Limited)

AFFILIATION RELATIONSHIP

Has affiliated relationship with Majority Shareholder (SCG Chemicals Public Company Limited)



Anawat Chansaksoong

Direktur Strategi & Pengembangan Bisnis
Strategy & Business Development Director

Kewarganegaraan Nationality	Thailand Thai
Usia/Tanggal Lahir Age/Date of Birth	50 tahun 50 years old
Domisili Domicile	Indonesia Indonesian

DASAR HUKUM PENUNJUKAN

Pertama kali diangkat sebagai Direktur untuk periode 2024 berdasarkan Keputusan RUPS Luar Biasa pada tanggal 29 Desember 2023

LEGAL BASIS OF APPOINTMENT

Appointed as Director for the 2024 period based on the Extraordinary GMS Resolution on 29 December 2023

RIWAYAT PENDIDIKAN/SERTIFIKASI

- Master Teknik Kimia dari Chulalongkorn University, Thailand (1996)
- Sarjana Teknik Kimia dari Chulalongkorn University, Thailand (1994)

EDUCATIONAL BACKGROUND/CERTIFICATION

- Master of Chemical Engineering from Chulalongkorn University, Thailand (1996)
- Bachelor of Chemical Engineering from Chulalongkorn University, Thailand (1994)

RIWAYAT PEKERJAAN

- Direktur di PT Chandra Cilegon Port (2024-saat ini)
- Direktur di PT Chandra Samudera Port (2024-saat ini)
- Direktur di PT Chandra Asri Alkali (2024-saat ini)
- Strategy and Business Development Director di PT Chandra Asri Pacific Tbk (dahulu bernama PT Chandra Asri Petrochemical Tbk) (2024-saat ini)
- Komisaris di PT Chandra Daya Investasi (2023-saat ini)
- Managing Director di TOP Next International Co., Ltd. (2022-2023)
- Ketua di JSKem Private Limited (2022-2023)
- Presiden Komisaris di PT Tirta Surya Raya (2022-2023)
- Direktur di Sak Chaisidhi Co., Ltd. (2022-2023)
- Direktur di Thaioil Solvent Co., Ltd. (2022-2023)
- Direktur di TOP Next International Co., Ltd. (2022-2023)
- Council Member di TOP Solvent (Vietnam) Limited Liability Company (2022-2023)
- Commercial Vice President di Thai Oil Public Company Limited (2018-2021)

WORK EXPERIENCE

- Director at PT Chandra Cilegon Port (2024-present)
- Director at PT Chandra Samudera Port (2024-present)
- Director at PT Chandra Asri Alkali (2024-present)
- Strategy and Business Development Director at PT Chandra Asri Pacific Tbk (previously named PT Chandra Asri Petrochemical Tbk) (2024-present)
- Commissioner at PT Chandra Daya Investasi (2023-present)
- Managing Director at TOP Next International Co., Ltd. (2022-2023)
- Chairman at JSKem Private Limited (2022-2023)
- President Commissioner at PT Tirta Surya Raya (2022-2023)
- Director at Sak Chaisidhi Co., Ltd. (2022-2023)
- Director at Thaioil Solvent Co., Ltd. (2022-2023)
- Director at TOP Next International Co., Ltd. (2022-2023)
- Council Member at TOP Solvent (Vietnam) Limited Liability Company (2022-2023)
- Commercial Vice President at Thai Oil Public Company Limited (2018-2021)

RANGKAP JABATAN

- Direktur di PT Chandra Cilegon Port (sejak 2024)
- Direktur di PT Chandra Samudera Port (sejak 2024)
- Direktur di PT Chandra Asri Alkali (sejak 2024)
- Komisaris di PT Chandra Daya Investasi (sejak 2023)

CONCURRENT POSITIONS

- Director at PT Chandra Cilegon Port (since 2024)
- Director at PT Chandra Samudera Port (since 2024)
- Director at PT Chandra Asri Alkali (since 2024)
- Commissioner at PT Chandra Daya Investasi (since 2023)

HUBUNGAN AFILIASI

Tidak memiliki hubungan afiliasi dengan anggota Dewan Komisaris, anggota Direksi lainnya, dan Pemegang Saham Utama

AFFILIATION RELATIONSHIP

No affiliated relations with members of the Board of Commissioners, fellow members of the Board of Directors, and Majority Shareholders



Suwit Wiwattanawanich

Direktur Proyek, Pemeliharaan dan Teknologi
Project, Maintenance and Technology Director

Kewarganegaraan Nationality	Thailand Thai
Usia/Tanggal Lahir Age/Date of Birth	53 tahun 53 years old
Domisili Domicile	Indonesia Indonesia

DASAR HUKUM PENUNJUKAN

Pertama kali diangkat sebagai Direktur untuk periode 2021-2024 berdasarkan Keputusan RUPS Luar Biasa pada tanggal 8 November 2021

LEGAL BASIS OF APPOINTMENT

Appointed as Director for the 2021-2024 period based on the Extraordinary GMS Resolution dated 8 November 2021

RIWAYAT PENDIDIKAN/SERTIFIKASI

Sarjana Teknik (Teknik Instrumentasi) dari King Mongkut's Institute of Technology Ladkrabang, Thailand (1999)

EDUCATIONAL BACKGROUND/CERTIFICATION

Bachelor of Engineering (Instrumentation Engineering) from King Mongkut's Institute of Technology Ladkrabang, Thailand (1999)

RIWAYAT PEKERJAAN

- Project, Maintenance and Technology Director di PT Chandra Asri Pacific Tbk (dahulu bernama PT Chandra Asri Petrochemical Tbk) (2021-saat ini)
- Manager-Instrument Engineering (ENIM) and Functional Digitizer at Thai Oil Public Company Limited (2019-2021)
- Manager-Instrument Engineering and Acting Technical Support/ Specialist Team-Instrument Service Center/Training/ISO di Thai Oil Public Company Limited (2017-2019)
- Instrument Engineering Manager di Thai Oil Public Company Limited (2012-2016)
- Acting Instrument Engineering Manager di Thai Oil Public Company Limited (2011-2012)
- Technical Support/Reliability Team di Thai Oil Public Company Limited (2010-2011)
- Instrument Project Engineer di Thai Oil Public Company Limited (2005-2009)

WORK EXPERIENCE

- Project, Maintenance and Technology Director at PT Chandra Asri Pacific Tbk (previously named PT Chandra Asri Petrochemical Tbk) (2021-present)
- Manager-Instrument Engineering (ENIM) and Functional Digitizer at Thai Oil Public Company Limited (2019-2021)
- Manager-Instrument Engineering and Acting Technical Support/ Specialist Team-Instrument Service Center/Training/ISO at Thai Oil Public Company Limited (2017-2019)
- Instrument Engineering Manager at Thai Oil Public Company Limited (2012-2016)
- Acting Instrument Engineering Manager at Thai Oil Public Company Limited (2011-2012)
- Technical Support/Reliability Team at Thai Oil Public Company Limited (2010-2011)
- Instrument Project Engineer at Thai Oil Public Company Limited (2005-2009)

RANGKAP JABATAN

Tidak memiliki rangkap jabatan

CONCURRENT POSITIONS

Has no concurrent positions

HUBUNGAN AFILIASI

Tidak memiliki hubungan afiliasi dengan anggota Dewan Komisaris, anggota Direksi lainnya, dan Pemegang Saham Utama

AFFILIATION RELATIONSHIP

No affiliated relations with members of the Board of Commissioners, fellow members of the Board of Directors, and Majority Shareholders



Phuping Taweesarp

Direktur ESG dan Keberlanjutan
ESG and Sustainability Director

Kewarganegaraan Nationality	Thailand Thai
Usia/Tanggal Lahir Age/Date of Birth	50 tahun 50 years old
Domisili Domicile	Indonesia Indonesian

DASAR HUKUM PENUNJUKAN

Pertama kali diangkat sebagai Direktur untuk periode 2021-2024 berdasarkan Keputusan RUPS Luar Biasa pada tanggal 8 November 2021

LEGAL BASIS OF APPOINTMENT

Appointed as Director for the 2021-2024 period based on the Extraordinary GMS Resolution dated 8 November 2021

RIWAYAT PENDIDIKAN/SERTIFIKASI

- Magister Teknik (Teknik Lingkungan) dari Chulalongkorn University, Thailand (1998)
- Sarjana Teknik (Teknik Lingkungan) dari Khon Kaen University, Thailand (1994)

EDUCATIONAL BACKGROUND/CERTIFICATION

- Master of Engineering (Environmental Engineering) from Chulalongkorn University, Thailand (1998)
- Bachelor of Engineering (Environmental Engineering) from Khon Kaen University, Thailand (1994)

RIWAYAT PEKERJAAN

- Direktur ESG dan Keberlanjutan di PT Chandra Asri Pacific Tbk (dahulu bernama PT Chandra Asri Petrochemical Tbk) (2021-saat ini)
- Manager-Environmental Management di Thai Oil Public Company Limited (2013-2021)
- Environment Specialist di Thai Oil Public Company Limited (2001-2012)

WORK EXPERIENCE

- ESG and Sustainability Director at PT Chandra Asri Pacific Tbk (previously named PT Chandra Asri Petrochemical Tbk) (2021-present)
- Manager-Environmental Management at Thai Oil Public Company Limited (2013-2021)
- Environment Specialist at Thai Oil Public Company Limited (2001-2012)

RANGKAP JABATAN

Tidak memiliki rangkap jabatan

CONCURRENT POSITIONS

Has no concurrent positions

HUBUNGAN AFILIASI

Tidak memiliki hubungan afiliasi dengan anggota Dewan Komisaris, anggota Direksi lainnya, dan Pemegang Saham Utama

AFFILIATION RELATIONSHIP

No affiliated relations with members of the Board of Commissioners, fellow members of the Board of Directors, and Majority Shareholders



Boedijono Hadipoespito

Direktur Produksi Hilir
Downstream Production Director

Kewarganegaraan Nationality	Indonesia Indonesian
Usia/Tanggal Lahir Age/Date of Birth	60 tahun 60 years old
Domisili Domicile	Indonesia Indonesia

DASAR HUKUM PENUNJUKAN

Pertama kali diangkat sebagai Direktur untuk periode 2021-2024 berdasarkan Keputusan RUPS Luar Biasa pada tanggal 8 November 2021

LEGAL BASIS OF APPOINTMENT

Appointed as Director for the 2021-2024 period based on the Extraordinary GMS Resolution dated 8 November 2021

RIWAYAT PENDIDIKAN/SERTIFIKASI

Sarjana Teknik Kimia dari Universitas Diponegoro (1987)

EDUCATIONAL BACKGROUND/CERTIFICATION

Bachelor of Chemical Engineering from Diponegoro University (1987)

RIWAYAT PEKERJAAN

- Direktur Produksi Hilir di PT Chandra Asri Pacific Tbk (dahulu bernama PT Chandra Asri Petrochemical Tbk) (2021-saat ini)
- Manajer Pabrik Styrene Monomer, Styrene and Polymer Senior General Manager di PT Chandra Asri Pacific Tbk (dahulu bernama PT Chandra Asri Petrochemical Tbk) (2006-2021)
- Manajer Pabrik di PT Polychem Lindo, Polystyrene Manufacturer (2005-2006)
- General Manager di PT Plastikama (2004-2005)
- Manajer Lapangan Proyek Tangki C2 dan Pabrik EDC, Manajer Pabrik di PT Satomo Indovyl Monomer, Produsen VCM dan EDC (1996-2003)
- Chlor Alkali Department Manager, VCM Department Manager di PT Asahimas Subentra Chemical, Caustic soda-VCM-PVC Manufacturer (1988-1996)
- Staf Teknis di PT Warna Agung, Paint Producer (1987-1988)

WORK EXPERIENCE

- Downstream Production Director at PT Chandra Asri Pacific Tbk (previously named PT Chandra Asri Petrochemical Tbk) (2021-present)
- Styrene Monomer Plant Manager, Styrene and Polymer Senior General Manager at PT Chandra Asri Pacific Tbk (previously named PT Chandra Asri Petrochemical Tbk) (2006-2021)
- Plant Manager at PT Polychem Lindo, Polystyrene Manufacturer (2005-2006)
- General Manager at PT Plastikama (2004-2005)
- C2 Tank Project and EDC Plant Project Site Manager, Plant Manager at PT Satomo Indovyl Monomer, VCM and EDC Manufacturer (1996-2003)
- Chlor Alkali Department Manager, VCM Department Manager at PT Asahimas Subentra Chemical, Caustic soda-VCM-PVC Manufacturer (1988-1996)
- Technical Staff at PT Warna Agung, Paint Producer (1987-1988)

RANGKAP JABATAN

Tidak memiliki rangkap jabatan

CONCURRENT POSITIONS

Has no concurrent positions

HUBUNGAN AFILIASI

Tidak memiliki hubungan afiliasi dengan anggota Dewan Komisaris, anggota Direksi lainnya, dan Pemegang Saham Utama

AFFILIATION RELATIONSHIP

No affiliated relations with members of the Board of Commissioners, fellow members of the Board of Directors, and Majority Shareholders



Edi Riva'i

Direktur Legal & Urusan Eksternal
Legal & External Affairs Director

Kewarganegaraan Nationality	Indonesia Indonesian
Usia/Tanggal Lahir Age/Date of Birth	60 tahun 60 years old
Domisili Domicile	Indonesia Indonesian

DASAR HUKUM PENUNJUKAN

Pertama kali diangkat sebagai Direktur untuk periode 2021-2024 berdasarkan Keputusan RUPS Luar Biasa pada tanggal 8 November 2021

LEGAL BASIS OF APPOINTMENT

Appointed as Director for the 2021-2024 period based on the Extraordinary GMS Resolution dated 8 November 2021

RIWAYAT PENDIDIKAN/SERTIFIKASI

- Executive Education and Development Program dari National University Singapore (2018)
- Strategic Leadership Program, Prasetya Mulya (2016)
- Executive Development Program, IPMI International Business School (1998)
- Sarjana Kimia dari Universitas Pakuan, Bogor (1987)

EDUCATIONAL BACKGROUND/CERTIFICATION

- Executive Education and Development Program at National University Singapore (2018)
- Strategic Leadership Program at Prasetya Mulya (2016)
- Executive Development Program at IPMI International Business School (1998)
- Bachelor of Chemistry from Universitas Pakuan, Bogor (1987)

RIWAYAT PEKERJAAN

- Direktur di PT Chandra Cilegon Port (2023-saat ini)
- Wakil Ketua Bidang Industri Manufaktur, Asosiasi Pengusahan Indonesia (APINDO) (2023-saat ini)
- Direktur di PT Chandra Pelabuhan Nusantara (2023-saat ini)
- Direktur di PT Chandra Asri Port (2023-saat ini)
- Komisaris di PT Chandra Daya Investasi (2023-saat ini)
- Direktur di PT Chandra Asri Alkali (2023-saat ini)
- Direktur di Wasteforchange Global Pte. Ltd. (2022-saat ini)
- Direktur di PT Buana Primatama Niaga (2022-saat ini)
- Direktur di PT Chandra Asri Perkasa (2022-saat ini)
- Direktur Legal & Urusan Eksternal di PT Chandra Asri Pacific Tbk (dahulu bernama PT Chandra Asri Petrochemical Tbk) (2021-saat ini)
- Wakil Ketua Komite Tetap Industri Kimia Hulu, Bidang Perindustrian - KADIN Indonesia (2021-saat ini)
- Ketua Umum - Responsible Care Indonesia (RCI) (2019-saat ini)
- Wakil Ketua Himpunan Polimer Indonesia (2018-saat ini)
- Wakil Ketua Umum - Indonesia Olefin Aromatic and Plastic Indonesia (INAPLAS) (2008-saat ini)
- Senior General Manager of Corporate Relations and Sustainability di PT Chandra Asri Pacific Tbk (dahulu bernama PT Chandra Asri Petrochemical Tbk) (2019-2021)
- Senior General Manager of Polymer Technical Service and Product Development di PT Chandra Asri Pacific Tbk (dahulu bernama PT Chandra Asri Petrochemical Tbk) (2011-2019)
- Senior General Manager Sales and Marketing di PT Tri Polyta Indonesia Tbk (2010-2011)
- General Manager of TSPD and Marketing Research Department di PT Tri Polyta Indonesia Tbk (1991-2011)
- Produsen Film BOPP dan CPP-Penelitian dan Pengembangan di PT Argha Karya Prima Industry Tbk (1989-1991)

WORK EXPERIENCE

- Director at PT Chandra Cilegon Port (2023-present)
- Deputy Head for Manufacturing Industry, Employer's Association of Indonesia (APINDO) (2023-present)
- Director at PT Chandra Pelabuhan Nusantara (2023-present)
- Director at PT Chandra Asri Port (2023-present)
- Commissioner at PT Chandra Daya Investasi (2023-present)
- Director at PT Chandra Asri Alkali (2023-present)
- Director at Wasteforchange Global Pte. Ltd. (2022-present)
- Director at PT Buana Primatama Niaga (2022-present)
- Director at PT Chandra Asri Perkasa (2022-present)
- Legal & External Affairs Director at PT Chandra Asri Pacific Tbk (previously named PT Chandra Asri Petrochemical Tbk) (2021-present)
- Deputy Head of Permanent Committee Upstream Chemical Industry - KADIN Indonesia (2021-present)
- Chairman - Responsible Care Indonesia (RCI) (2019-present)
- Vice Chairman of Indonesian Polymer Association (2018-present)
- Vice Chairman - Indonesia Olefin, Aromatic and Plastic Industry Association (INAPLAS) (2008-present)
- Senior General Manager of Corporate Relations and Sustainability at PT Chandra Asri Pacific Tbk (previously named PT Chandra Asri Petrochemical Tbk) (2019-2021)
- Senior General Manager of Polymer Technical Service and Product Development at PT Chandra Asri Pacific Tbk (previously named PT Chandra Asri Petrochemical Tbk) (2011-2019)
- Senior General Manager Sales and Marketing at PT Tripolyta Indonesia Tbk (2010-2011)
- General Manager of TSPD and Marketing Research Department at PT Tripolyta Indonesia Tbk (1991-2011)
- BOPP and CPP Film Producers-Research and Development at PT Argha Karya Prima Industry Tbk (1989-1991)

RANGKAP JABATAN

- Direktur di PT Chandra Cilegon Port (sejak 2023)
- Wakil Ketua Bidang Industri Manufaktur, Asosiasi Pengusahan Indonesia (APINDO) (sejak 2023)
- Direktur di PT Chandra Pelabuhan Nusantara (sejak 2023)
- Direktur di PT Chandra Asri Port (sejak 2023)
- Komisaris di PT Chandra Daya Investasi (2023-saat ini)
- Direktur di PT Chandra Asri Alkali (sejak 2023)
- Direktur di Wasteforchange Global Pte. Ltd. (sejak 2022)
- Direktur di PT Buana Primatama Niaga (sejak 2022)
- Direktur di PT Chandra Asri Perkasa (sejak 2022)
- Wakil Ketua Komite Tetap Industri Kimia Hulu, Bidang Perindustrian - KADIN Indonesia (sejak 2021)
- Ketua Umum - Responsible Care Indonesia (RCI) (sejak 2019)
- Wakil Ketua Himpunan Polimer Indonesia (sejak 2018)
- Wakil Ketua Umum - Indonesia Olefin Aromatic and Plastic Indonesia (INAPLAS) (sejak 2008)

HUBUNGAN AFILIASI

Tidak memiliki hubungan afiliasi dengan anggota Dewan Komisaris, anggota Direksi lainnya dan Pemegang Saham Utama

CONCURRENT POSITIONS

- Director at PT Chandra Cilegon Port (since 2023)
- Deputy Head for Manufacturing Industry, Employer's Association of Indonesia (APINDO) (since 2023)
- Director at PT Chandra Pelabuhan Nusantara (since 2023)
- Director at PT Chandra Asri Port (since 2023)
- Commissioner at PT Chandra Daya Investasi (since 2023)
- Director at PT Chandra Asri Alkali (since 2023)
- Director at Wasteforchange Global Pte. Ltd. (since 2022)
- Director at PT Buana Primatama Niaga (since 2022)
- Director at PT Chandra Asri Perkasa (since 2022)
- Deputy Head of Permanent Committee Upstream Chemical Industry - KADIN Indonesia (since 2021)
- Chairman - Responsible Care Indonesia (RCI) (since 2019)
- Vice Chairman of Indonesian Polymer Association (since 2018)
- Vice Chairman - Indonesia Olefin, Aromatic and Plastic Industry Association (INAPLAS) (since 2008)

AFFILIATION RELATIONSHIP

No affiliated relations with members of the Board of Commissioners, fellow members of the Board of Directors, and Majority Shareholders

PROFIL SUMBER DAYA MANUSIA
Human Resource Profile

Jumlah SDM yang tertera dalam tabel di bawah ini merupakan karyawan Chandra Asri Group secara individual, tidak termasuk entitas anak dan entitas asosiasi.

The following table shows the number of Chandra Asri Group employees individually, excluding subsidiaries and associated entities.

Komposisi Karyawan Berdasarkan Jenis Kelamin
Employee Composition by Gender

Jenis Kelamin	2023	2022	2021	Gender
Laki-laki	1.688	1.689	1.685	Male
Perempuan	325	312	302	Female
Jumlah	**2.013**	**2.001**	**1.987**	**Total**

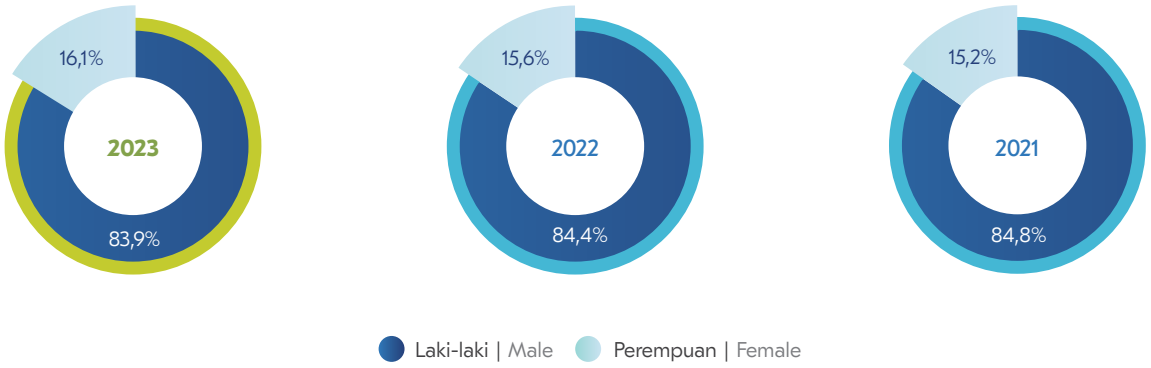

Komposisi Karyawan Berdasarkan Status Kepegawaian
Employee Composition by Employment Status

Status Kepegawaian	2023		2022		2021		Employment Status
	Laki-laki Male	Perempuan Female	Laki-laki Male	Perempuan Female	Laki-laki Male	Perempuan Female	
Karyawan Tetap	1.627	316	1.621	303	1.637	297	Permanent Employees
Karyawan Kontrak	61	9	68	9	48	5	Contract Employees
Jumlah	**1.688**	**325**	**1.689**	**312**	**1.685**	**302**	**Total**

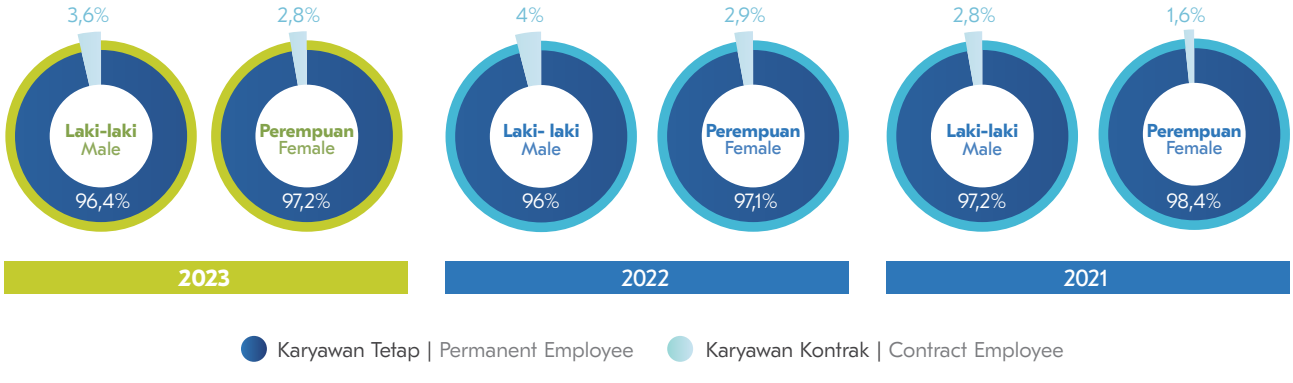

Komposisi Karyawan Berdasarkan Status Usia
Employee Composition by Employment Status

Usia	2023		2022		2021		Age
	Laki-laki Male	Perempuan Female	Laki-laki Male	Perempuan Female	Laki-laki Male	Perempuan Female	
≤ 25 tahun	119	32	99	33	151	51	≤ 25 years old
26-30 tahun	338	105	359	92	306	70	26-30 years old
31-35 tahun	253	47	251	47	243	42	31-35 years old
36-40 tahun	153	36	156	33	147	29	36-40 years old
41-45 tahun	159	22	162	25	188	29	41-45 years old
46-50 tahun	296	31	346	38	348	42	46-50 years old
>50 tahun	370	52	316	44	302	39	>50 years old
Jumlah	**1.688**	**325**	**1.689**	**312**	**1.685**	**302**	**Total**

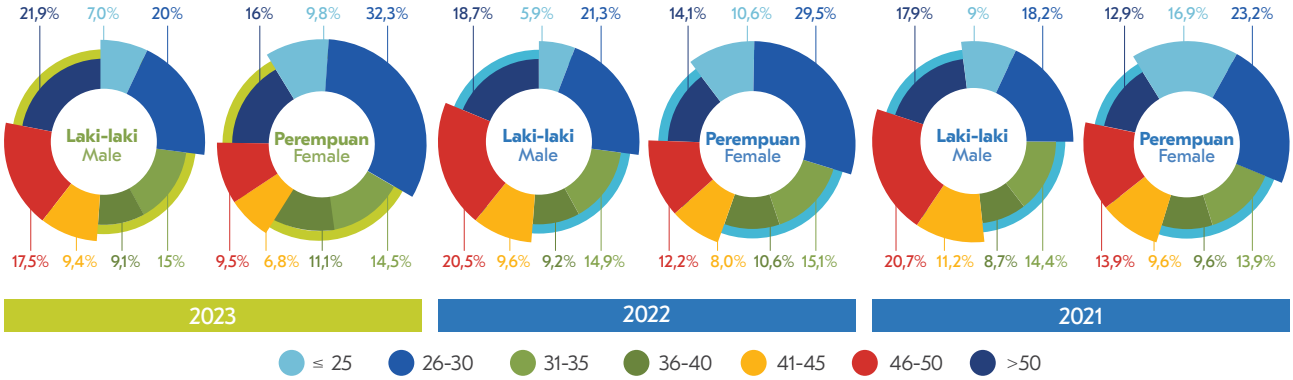

Komposisi Karyawan Berdasarkan Tingkat Pendidikan
Employee Composition by Level of Education

Tingkat Pendidikan	2023		2022		2021		Level of Education
	Laki-laki Male	Perempuan Female	Laki-laki Male	Perempuan Female	Laki-laki Male	Perempuan Female	
SD	2	0	2	0	3	0	Elementary School
SMP	12	2	15	2	18	2	Junior High School
SMA	616	23	638	24	668	24	High School
Akademi	353	51	341	56	335	59	Academy
S1	651	219	640	201	607	191	Bachelor
S2	53	30	52	29	54	26	Master
S3	1	0	1	0	0	0	Doctor
Jumlah	**1.688**	**325**	**1.689**	**312**	**1.685**	**302**	**Total**

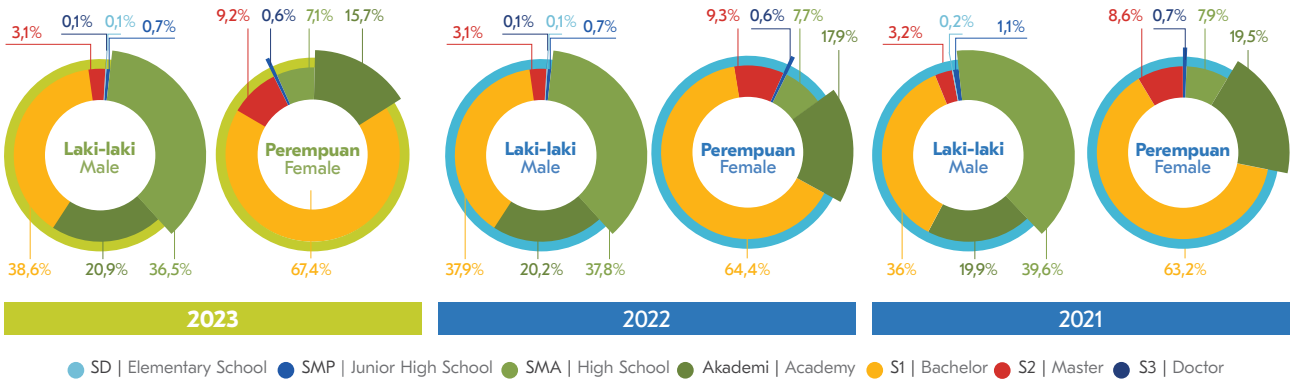

Komposisi Karyawan Berdasarkan Level Jabatan
Employee Composition by Position Level

Tingkat Pendidikan	2023		2022		2021		Level of Education
	Laki-laki Male	Perempuan Female	Laki-laki Male	Perempuan Female	Laki-laki Male	Perempuan Female	
General Manager (GM)	27	6	23	6	22	6	General Manager (GM)
Department Manager (DM)	36	13	38	10	31	4	Department Manager (DM)
Section Manager (SM)	108	27	103	25	102	32	Section Manager (SM)
Super Intendent (SI)	179	56	165	48	159	35	Super Intendent (SI)
Supervisor (SV)	511	165	521	164	537	161	Supervisor (SV)
Operator (OP)	800	54	808	55	798	60	Operator (OP)
Helper	27	4	31	4	36	4	Helper
Jumlah	**1.688**	**325**	**1.689**	**312**	**1.685**	**302**	**Total**

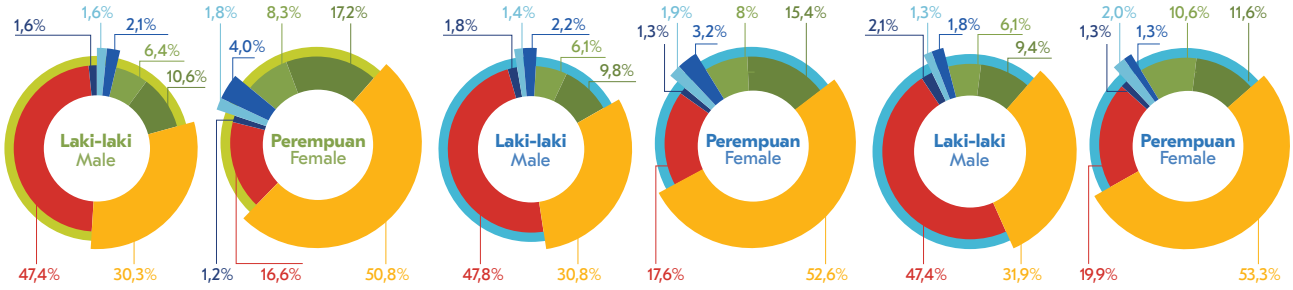

Komposisi Karyawan Berdasarkan Masa Kerja
Employee Composition by Years of Service

Usia	2023		2022		2021		Age
	Laki-laki Male	Perempuan Female	Laki-laki Male	Perempuan Female	Laki-laki Male	Perempuan Female	
≤ 5 tahun	345	111	388	123	411	124	≤5 years old
5-10 tahun	325	84	289	60	318	70	5-10 years old
10-15 tahun	191	48	255	45	184	24	10-15 years old
15-20 tahun	155	9	68	8	64	6	15-20 years old
20-25 tahun	137	16	187	18	227	26	20-25 years old
25-30 tahun	422	44	400	51	420	45	25-30 years old
>30 tahun	113	13	102	7	61	7	>30 years old
Jumlah	**1.688**	**325**	**1.689**	**312**	**1.685**	**302**	**Total**

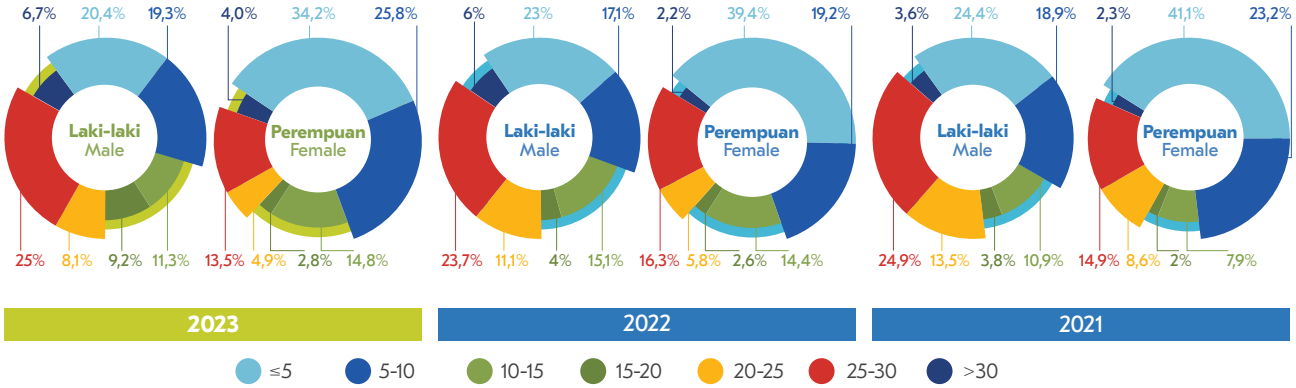

PENGEMBANGAN KOMPETENSI
Competency Development

ANGGARAN PENGEMBANGAN KOMPETENSI

Biaya yang telah dikeluarkan oleh Perseroan untuk pengembangan kompetensi karyawan pada tahun buku 2023 adalah sebesar US$575.000.

COMPETENCY DEVELOPMENT BUDGET

The costs incurred by the Company for employee competency development in the 2023 fiscal year amounted to US$575.000.

Realisasi Pengembangan Kompetensi 2023
Competency Development Realization in 2023

Kategori Pelatihan Training Category	Jumlah ID/ Karyawan yang Ikut Number of Participated Employee	Level Jabatan Peserta Level Position of the Participants	Periode Pelaksanaan Implementation Period	Pelaksana Organizer
Kompetensi Inti dan Kepemimpinan **Core and Leadership Competency**				
Advance Business Communication	24	Managerial	2023	Dale Carnegie
Business Communication	48	Managerial and Non-Managerial	2023	Dale Carnegie
Leaders Workshop	241	Managerial	2023	Internal
Leaders Forum	65	Managerial	2023	Internal
Leaders Cafe	136	Managerial	2023	Internal
Core Competency Development Program (CCDP)	167	Technician, Operator, Admin Support	2023	LM FEB UI
Effective Leader Development Program (ELDP)	142	Supervisor, Superintendent	2023	DDI & BINUS
Kompetensi Fungsional/Teknikal | Functional/Technical Competency				
MANUFACTURING				
Conference Overseas	1	SI	2023	3rd Party
External Overseas	3	SI, SV, Tech	2023	3rd Party
External Domestic	57	Manager, SI, SV, Tech	2023	3rd Party
In-House	586	OP, Tech, SV, Eng, SI, SM & DM	2023	PD & 3rd Party
Instructor	90	Tech, SV, Eng, SI, SM	2023	Internal
Internal	1.443	All	2023	Internal
Self-Learning	267	All	2023	Internal
NON-MANUFACTURING				
Conference Overseas	1	SI	2023	3rd Party
External Domestic	58	OP, SV, SI, SM & DM	2023	3rd Party
External Overseas	1	SI	2023	3rd Party
In-House	240	OP, SV, SI, SM & DM	2023	PD & 3rd Party
Instructor	33	SV, SI, SM & DM	2023	Internal
Internal	451	All	2023	Internal
Self-Learning	3	All	2023	Internal
Program Dasar | Foundation Program				
Bahasa Indonesia untuk Penutur Asing (BIPA) Indonesian language for Foreign Speakers (BIPA)	6	Expatriate	2023	3rd Party
Mandarin Course	14	SV, SI, Manager	2023	3rd Party

Kategori Pelatihan Training Category	Jumlah ID/ Karyawan yang Ikut Number of Participated Employee	Level Jabatan Peserta Level Position of the Participants	Periode Pelaksanaan Implementation Period	Pelaksana Organizer
English Improvement Program	60	OP, Tech, SV, SI	2023	3rd Party
New Employee Orientation Program	152	OP, Tech, SV, SI	2023	Internal
Program SHE/TQM				
SHE	1.243	All	2023	Internal
TQM	197	All	2023	Internal
Program Wajib | Mandatory Competence Program				
• IMO Level 3 • IMO Level 1 • Lead Auditor IRCA ISO 45001 • Pelatihan & Sertifikasi Ahli K3 Umum General OHS Expert Training & Certification • Penanggung Jawab Operational Instalasi Pengendalian Pencemaran Udara (POIPPU) Responsible for the Operational Installation of Air Pollution Control (POIPPU) • Penanggung Jawab Operational Pengelolaan Air Limbah (POPAL) Responsible for operational waste water management (POPAL) • Sertifikasi Ahli K3 Pesawat Tenaga dan Produksi OHS Expert for Power and Production Aircraft Certification • Sertifikasi Ahli K3 Umum General OHS Expert Certification • Sertifikasi Ahli Muda K3 Lingkungan Kerja Work Environment OHS Young Expert Certification • Sertifikasi Auditor Energy Energy Auditor Certification • Training & Certification P3K P3K (First Aid) Training & Certification • Training & certification Teknisi Pesawat Tenaga Produksi (PTP) Training & certification for Aircraft Production Technicians (PTP) • Training & Sertifikasi Confine Space Utama Main Confine Space Training & Certification • Training & Sertifikasi Fire Fighting Class B-A Class B-A FireFighting Training & Certification • Training & Sertifikasi FireFighting Class C Class C FireFighting Training & Certification • Training & Sertifikasi FireFighting Class D Class D FireFighting Training & Certification • Training & Sertifikasi Forklift Kelas II Class II Forklift Certificate • Training & Sertifikasi Hoist Crane Hoist Crane Training & Certification • Training & Sertifikasi Jip Crane Jip Crane Training & Certification • Training & Sertifikasi Operator Overhead Crane Kelas 2 Class 2 Overhead Crane Operator Training & Certification • Training & Sertifikasi Pelaksanaan tempat Sementara Penyimpanan Limbah Bahan berbahaya dan beracun (LB3) Training & Certification Implementation of Temporary Storage of Hazardous and Toxic Waste (LB3) • Training & Sertifikasi Penggerak Mula Kelas 2 Class 2 First Mover Training & Certification • Training & Sertifikasi Portal Crane Portal Crane Training & Certification • Training & Sertifikasi Teknisi K3 Listrik Electrical OHS Technician Training & Certification • Training & Sertifikasi TKBT Level II TKBT Level II Training & Certification • Uji Sertifikasi Auditor Energi Energy Auditor Certification Test • Uji Sertifikasi Teknisi K3 Listrik Electrical OHS Technician Certification Test	190	OP, Tech, SV, Eng, SI, SM, DM	2023	PD & 3rd Party

INFORMASI PEMEGANG SAHAM
Shareholders' Information

Rincian pemegang saham PT Chandra Asri Pacific Tbk hingga akhir tahun buku 2023 diuraikan melalui tabel di bawah ini.

Details of the shareholders of PT Chandra Asri Pacific Tbk as of the end of the 2023 fiscal year are described in the following table.

Komposisi Pemegang Saham dengan Kepemilikan 5% atau Lebih
Shareholders' Composition with 5% Ownership or More

Pemegang Saham Shareholders	Jumlah Saham Number of shares	Persentase Kepemilikan Ownership Percentage
PT Barito Pacific Tbk	29.957.670.400	34,63%
SCG Chemicals Public Company Limited	26.446.618.924	30,57%
PT TOP Investment Indonesia	12.976.731.760	15,00%
Prajogo Pangestu	6.735.679.764	7,79%
Marigold Resources Pte. Ltd.	3.387.243.720	3,92%
Subtotal	**79.503.944.568**	**91,90%**
Masyarakat (masing-masing di bawah 5%) Public (each below 5%)	7.007.600.524	8,10%
Jumlah | Total	**86.511.545.092**	**100,00%**

Komposisi Pemegang Saham Berdasarkan Status Kepemilikan
Shareholders' Composition by Ownership Status

Pemegang Saham Shareholders	Jumlah Saham Number of shares	Persentase Kepemilikan Ownership Percentage
Institusi Lokal Local Institution	43.689.336.697	50,50%
Institusi Asing Foreign Institution	35.367.550.803	40,88%
Individu Lokal Local Individual	7.316.059.564	8,46%
Individu Asing Foreign Individual	138.598.028	0,16%
Jumlah | Total	**86.511.545.092**	**100,00%**

20 Pemegang Saham Terbesar
Top 20 Shareholders

No.	Pemegang Saham Shareholders	Jumlah Saham Number of shares	Persentase Kepemilikan Ownership Percentage
1	PT Barito Pacific Tbk	29.957.670.400	34,63%
2	SCG Chemicals Public Company Limited	26.446.618.924	30,57%
3	PT TOP Investment Indonesia	12.976.731.760	15,00%
4	Prajogo Pangestu	6.735.679.764	7,79%
5	Marigold Resources Pte. Ltd.	3.387.243.720	3,92%
6	Bangkok Bank Public Company	1.472.648.400	1,70%
7	HSBC Ltd-Singapore Branch Private Banking Division Account Clients	1.401.385.304	1,62%
8	Bank of Singapore Limited	678.656.292	0,78%

No.	Pemegang Saham Shareholders	Jumlah Saham Number of shares	Persentase Kepemilikan Ownership Percentage
9	HSBC Singapore Branch Private Banking Division-ANBO Holdings Limited	635.760.620	0,73%
10	DBS Bank Ltd Sg-PB Clients	615.857.060	0,71%
11	HSBC Singapore Branch Private Banking Division-ANBO Holdings Limited 2	192.000.000	0,22%
12	Maybank Kim Eng Sec. Pte Ltd A/C Client	162.739.960	0,19%
13	Erwin Ciputra	138.130.772	0,16%
14	Nancy Prajogo Pangestu Tabardel	133.245.000	0,15%
15	Maybank Singapore Limited-921714000	92.942.000	0,11%
16	PT Henan Putihrai Asset Management	90.939.240	0,11%
17	PT CGS-CIMB Sekuritas Indonesia	84.971.473	0,10%
18	Credit Suisse AG, Singapore Branch Trust Account Client-Northgold Investment Pte. Ltd.	68.957.244	0,08%
19	PT Panin Sekuritas	62.761.600	0,07%
20	Ferry Sudjono	57.903.128	0,07%
	Jumlah | Total	**85.392.842.661**	**98,71%**

Kepemilikan Saham Dewan Komisaris dan Direksi Secara Langsung
Share Ownership by the Board of Commissioners and Board of Directors (Direct)

Pemegang Saham Shareholders	Jabatan Position	Jumlah Saham Number of shares	Persentase Kepemilikan Ownership Percentage
Dewan Komisaris **Board of Commissioners**			
Djoko Suyanto	Presiden Komisaris (Komisaris Independen) President Commissioner (Independent Commissioner)	-	-
Tan Ek Kia	Wakil Presiden Komisaris (Komisaris Independen) Vice President Commissioner (Independent Commissioner)	-	-
Ho Hon Cheong	Komisaris (Komisaris Independen) Commissioner (Independent Commissioner)	-	-
Agus Salim Pangestu	Komisaris Commissioner	-	-
Tanawong Areeratchakul	Komisaris Commissioner	-	-
Lim Chong Thian	Komisaris Commissioner	1.182.568	0,00%
Thammasak Sethaudom	Komisaris Commissioner	-	-
Sakchai Patiparnpreechavud	Komisaris Commissioner	-	-
Chatri Eamsobhana	Komisaris Commissioner	-	-
Santi Wasanasiri	Komisaris Commissioner	-	-
Surong Bulakul	Komisaris (Komisaris Independen) Commissioner (Independent Commissioner)	-	-

Pemegang Saham Shareholders	Jabatan Position	Jumlah Saham Number of shares	Persentase Kepemilikan Ownership Percentage
Diana Arsiyanti	Komisaris Commissioner	-	-
Bandhit Thamprajamchit	Komisaris Commissioner	-	-
Erry Riyana Hardjapamekas	Komisaris (Komisaris Independen) Commissioner (Independent Commissioner)	-	-
Rudy Suparman	Komisaris Commissioner	-	-
Jumlah | Total		**1.182.568**	**0,00%**
Direksi **Board of Directors**			
Erwin Ciputra	Presiden Direktur President Director	138.130.772	0,16%
Baritono Prajogo Pangestu	Wakil Presiden Direktur Komersial Commercial Vice President Director	229.600	0,00%
Pholavit Thiebpattama	Wakil Presiden Direktur Operasi Operation Vice President Director	-	-
Andre Khor	Direktur Keuangan Finance Director/Chief Financial Officer	-	-
Raymond Budhin	Direktur Polymer Sales Polymer Sales Director	1.600.000	0,00%
Prapote Stianpapong	Direktur Produksi Manufacturing Director	-	-
Fransiskus Ruly Aryawan	Direktur Supply Chain Supply Chain Director	400.212	0,00%
Suryandi	Direktur SDM dan Urusan Korporasi Human Resources and Corporate Affairs Director	-	-
Sarayuth Vorapruekjaru	Direktur Proyek Project Director	-	-
Petch Niyomsen	Direktur Monomer Intermediaries Monomer Intermediaries Director	-	-
Nattapong Tumsaroj	Direktur Strategi & Pengembangan Bisnis Strategy & Business Development Director	-	-
Suwit Wiwattanawanich	Direktur Proyek, Pemeliharaan dan Teknologi Project, Maintenance and Technology Director	-	-
Phuping Taweesarp	Direktur ESG dan Keberlanjutan ESG and Sustainability Director	-	-
Boedijono Hadipoespito	Direktur Produksi Hilir Downstream Production Director	-	-
Edi Riva'i	Direktur Legal & Urusan Eksternal Legal & External Affairs Director	10.000	0,00%
Jumlah | Total		**140.370.584**	**0,16%**

KEPEMILIKAN SAHAM DEWAN KOMISARIS DAN DIREKSI SECARA TIDAK LANGSUNG

Hingga akhir tahun buku 2023, tidak ada Dewan Komisaris dan Direksi Perseroan yang memiliki saham secara tidak langsung.

INDIRECT SHARE OWNERSHIP BY THE BOARD OF COMMISSIONERS AND DIRECTORS

Until the end of the 2023 fiscal year, none of the Board of Commissioners and Board of Directors indirectly own shares.

KOMPOSISI PEMEGANG SAHAM UTAMA DAN PENGENDALI

Composition of the Majority and Controlling Shareholders

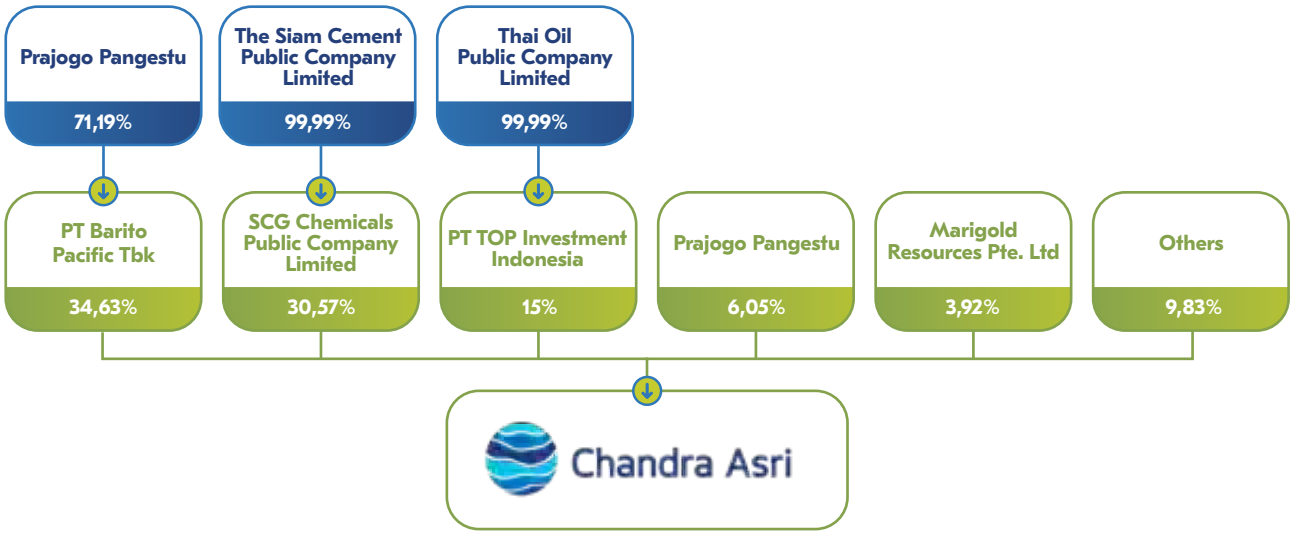

STRUKTUR GRUP PERUSAHAAN

Company Group Structure

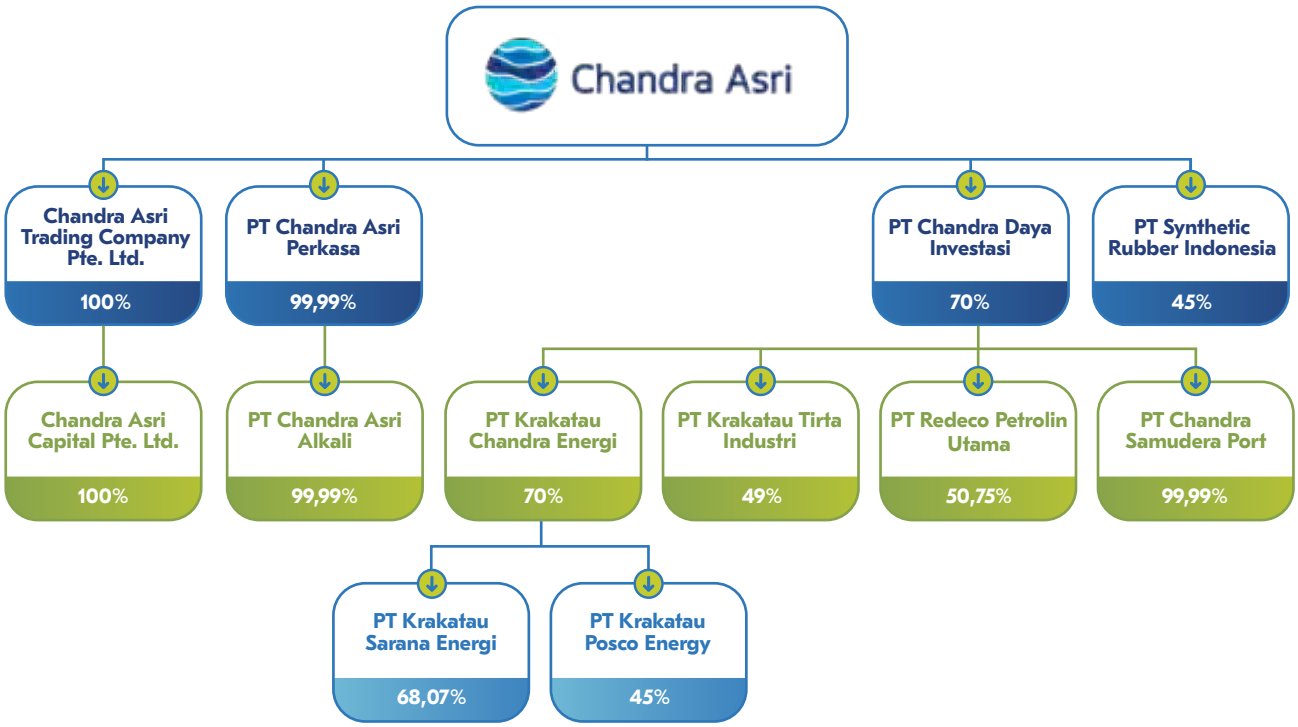

Per tanggal 31 Maret 2024
As of 31 March 2024

ENTITAS ANAK DAN PERUSAHAAN ASOSIASI
Subsidiaries and Associated Entities

Hingga berakhirnya tahun buku 2023, posisi entitas anak serta perusahaan asosiasi Perseroan adalah sebagai berikut:

As of the end of the 2023 fiscal year, the following are the positions of the Company's subsidiaries and associated companies:

Nama Perusahaan Name of Company	Bidang Usaha Line of Business	Kedudukan dan Tahun Pendirian Domicile and Year of Establishment	Total Aset (Ribuan US$) Total Assets (Thousand US$)	Persentase Kepemilikan (%) Ownership Percentage (%)	Status Operasi Operational Status
Entitas Kepemilikan Langsung **Direct Ownership Entity**					
PT Chandra Asri Perkasa (CAP2)	Manufaktur Produk Kimia dan Perdagangan Besar Chemical Product Manufacturing and Wholesale Trading	Jakarta, 2017	516.650	99,99	Dalam tahap pengembangan In development stage
Chandra Asri Trading Company Pte. Ltd. (CATCO)	Perdagangan Produk Petrokimia dan Naphtha Petrochemical Products and Naphtha Trade	Singapura, 2009 Singapore, 2009	236.486	100,00	Beroperasi sejak 2009 Operating since 2009
PT Chandra Daya Investasi (CDI)	Aktivitas Manajemen Konsultasi Management Consulting Activities	Jakarta, 2023	917.111	100,00	Beroperasi sejak 2023 Operating since 2023
Kepemilikan Melalui Chandra Asri Trading Company Pte. Ltd. **Ownership Through Chandra Asri Trading Company Pte. Ltd.**					
Chandra Asri Capital Pte. Ltd. (CAC)	Perusahaan Investasi Investment Company	Singapura, 2023 Singapore, 2023	-	100,00	Beroperasi sejak 2023 Operating since 2023
Kepemilikan Melalui PT Chandra Asri Perkasa **Ownership Through PT Chandra Asri Perkasa**					
PT Chandra Asri Alkali (CAA)	Manufaktur Produk Kimia, Perdagangan Besar, dan Aktivitas Manajemen Konsultasi Chemical Product Manufacturing, Wholesale Trading, and Management Consulting Activities	Jakarta, 2023	127.598	99,99	Dalam tahap pengembangan In development stage

Nama Perusahaan Name of Company	Bidang Usaha Line of Business	Kedudukan dan Tahun Pendirian Domicile and Year of Establishment	Total Aset (Ribuan US$) Total Assets (Thousand US$)	Persentase Kepemilikan (%) Ownership Percentage (%)	Status Operasi Operational Status
Kepemilikan Melalui PT Chandra Daya Investasi **Ownership Through PT Chandra Daya Investasi**					
PT Krakatau Chandra Energi (KCE)	Industri Kelistrikan dan Pelayanan Kelistrikan Electricity Industry and Electrical Services	Cilegon, 1996	298.832	70,00	Beroperasi sejak 1996 Operating since 1996
PT Redeco Petrolin Utama (RPU)	Perdagangan Besar Produk dan Bahan Kimia serta Pergudangan dan Penyimpanan Wholesale Trade in Products and Chemicals, as well as Warehousing and Storage	Jakarta, 1980	8.852	50,75	Beroperasi sejak 1986 Operating since 1986
PT Chandra Samudera Port (CSP)	Perusahaan Induk dan Aktivitas Manajemen Konsultasi Holding Company and Management Consulting Activities	Jakarta, 2023	8.711	99,99	Beroperasi sejak 2023 Operating since 2023
Kepemilikan Melalui PT Krakatau Chandra Energi **Ownership through PT Krakatau Chandra Energi**					
PT Krakatau Sarana Energi (KSE)	Perdagangan Besar dan Eceran, Reparasi Kendaraan Bermotor, Real Estat, dan Kegiatan Penunjang Ketenagalistrikan Wholesale and Retail Trade, Motor Vehicle Repair, Real Estate, and Electricity Supporting Activities	Cilegon	705	68,07	Beroperasi sejak 1999 Operating since 1999
Perusahaan Asosiasi **Associated Entities**					
PT Synthetic Rubber Indonesia (SRI)	Produksi Karet Sintetis Artificial Rubber Manufacture	Cilegon, 2013	461.096	45,00	Beroperasi sejak 2018 Operating since 2018
PT Krakatau Tirta Industri (KTI)	Industri Pengelolaan Air Water Management Industry	Cilegon, 1996	76.051	49,00	Beroperasi sejak 1996 Operating since 1996
PT Krakatau Posco Energy (KPE)	Pembangkit Listrik Electrical Generation	Cilegon, 2011	204.736	45,00	Beroperasi sejak 2014 Operating since 2014

ALAMAT KANTOR PUSAT DAN PABRIK
Address of Head Office and Plants



PT Chandra Asri Pacific Tbk

Kantor Pusat | Head Office
Wisma Barito Pacific
Tower A Lantai 7 | 7th Floor
Jl. Let. Jend. S Parman Kav. 62-63
Jakarta, 11410, Indonesia
T: (62-21) 530 7950
F: (62-21) 530 8930
W: www.chandra-asri.com

Site Office

Chandra Asri Plant, Ciwandan Site
Jl. Raya Anyer Km 123 Ciwandan Cilegon Banten, 42447, Indonesia
T: (62-254) 601 501
F: (62-254) 601 838/843

Chandra Asri Plant, Pulo Ampel Site
Desa Mangunreja Pulo Ampel
Serang Banten, 42456, Indonesia
T: (62-254) 575 0080
F: (62-254) 575 0085

Alamat Entitas Anak | Address of Subsidiaries

PT Chandra Daya Investasi
Wisma Barito Pacific
Tower A Lantai 5 | 5th Floor
Jl. Let. Jend. S. Parman Kav. 62-63,
Jakarta 11410, Indonesia
T: (62-21) 530 7950
F: (62-21) 530 8930

Chandra Asri Trading Company Pte. Ltd.
1 Kim Seng Promenade #09-07,
Great World City
Singapore 237994

PT Chandra Asri Perkasa
Wisma Barito Pacific
Tower A, Lantai 7 | 7th Floor
Jl. Letjen S. Parman Kav. 62-63
Jakarta 11410, Indonesia
T: (62-21) 536 7950
F: (62-21) 530 8930

PT Synthetic Rubber Indonesia
Wisma Barito Pacific Tower A, Lantai 7 | 7th Floor
Jl. Let. Jend. S Parman Kav. 62-63
Jakarta 11410, Indonesia

KRONOLOGI PENCATATAN SAHAM
Share Listing Chronology

Pada tanggal 25 Juli 1994, PT Tri Polyta Indonesia Tbk (TPI) melakukan penawaran umum atas 6.500.000 American Depository Shares (ADS) yang mewakili 65.000.000 saham TPI kepada pemodal asing dan dilaksanakan di luar Indonesia. Satu ADS mewakili 10 lembar saham biasa dengan nilai nominal sebesar Rp1.000 per lembar saham dan ditawarkan dengan harga US$21 per ADS. Sehubungan dengan penawaran umum ADS tersebut, TPI memberikan hak opsi kepada para penjamin emisi, yang sepenuhnya telah digunakan, sehingga seluruh jumlah ADS menjadi 7.475.000 (setara dengan 74.750.000 lembar saham). ADS tersebut tercatat di National Association of Securities Dealers Automated Quotation (NASDAQ).

On 25 July 1994, PT Tri Polyta Indonesia Tbk (TPI) conducted a public offering of 6,500,000 American Depository Shares (ADS), representing 65,000,000 TPI shares, to foreign investors and carried it out outside Indonesia. One ADS represents 10 common shares with a nominal value of Rp1,000 per share and was offered at a price of US$21 per ADS. TPI granted the underwriters option rights in connection with the ADS public offering, which were fully exercised; thus, the total number of ADS was 7,475,000 (equivalent to 74,750,000 shares). The ADS was listed at the National Association of Securities Dealers Automated Quotation (NASDAQ).

Pada tanggal 14 Maret 1996, pencatatan ADS TPI dipindahkan dari NASDAQ ke New York Stock Exchange (NYSE). Namun, sejak tanggal 23 Maret 2000, perdagangan saham TPI di NYSE telah dihentikan.

On 14 March 1996, the ADS listing of TPI was transferred from the NASDAQ to the New York Stock Exchange (NYSE). However, TPI's shares trading on the NYSE has been suspended since 23 March 2000.

Pada tanggal 6 Mei 1996, para pemegang saham pendiri TPI menjual sebagian sahamnya dengan harga Rp2.840 per lembar saham kepada 400 karyawan. Penjualan saham dilakukan berdasarkan harga ADS TPI di NYSE pada tanggal 3 Mei 1996 sebesar US$12,125 (US$1 = Rp2.343). Setiap karyawan membeli paling sedikit 500 lembar saham, dengan jumlah seluruhnya adalah 200.000 lembar saham.

On 6 May 1996, the shareholders of TPI founders sold a portion of their shares at a price of Rp2,840 per share to 400 employees. Share sales were made based on the price of ADS TPI on the NYSE on 3 May 1996, at US$12,125 (US$1 = Rp2,343). Each employee purchased at least 500 shares, totaling 200,000 shares.

Selanjutnya, TPI memperoleh pernyataan efektif dari Ketua Bapepam (sekarang Otoritas Jasa Keuangan) dengan surat No. S-977/PM/1996 tanggal 14 Juni 1996 sebagai perusahaan publik. TPI melakukan pencatatan pada Bursa Efek Jakarta (sekarang Bursa Efek Indonesia) atas seluruh saham yang telah ditempatkan dan disetor penuh, yakni sejumlah 257.500.000 lembar saham dengan nilai nominal Rp1.000 per lembar saham. Namun, perdagangan saham di Bursa Efek Jakarta ini dihentikan mulai tanggal 3 Februari 2003.

Next, TPI obtained an effective statement from the Chairman of Bapepam (now the Financial Services Authority) with a letter No. S-977/PM/1996 dated 14 June 1996 as a public company. TPI listed its shares on the Jakarta Stock Exchange (now the Indonesia Stock Exchange) for all issued and fully paid shares, with a total of 257,500,000 shares with a nominal value of Rp1,000 per share. However, share trading on the Jakarta Stock Exchange was suspended on 3 February 2003.

Pada tanggal 22 Mei 2008, TPI melakukan pencatatan kembali *(relisting)* atas seluruh saham yang telah ditempatkan dan disetor penuh sejumlah 728.401.000 lembar dengan nilai nominal Rp1.000 per lembar di Bursa Efek Indonesia.

On 22 May 2008, TPI relisted all of its 728,401,000 issued and fully paid shares with a nominal value of Rp1,000 per share on the Indonesia Stock Exchange.

Dalam rangka mengintegrasikan dan memperkuat usahanya, TPI dan PT Chandra Asri (CA) melakukan penggabungan

In order to integrate and strengthen their businesses, TPI and PT Chandra Asri (CA) merged their businesses to become

usaha (merger) menjadi PT Chandra Asri Petrochemical Tbk yang efektif pada tanggal 1 Januari 2011, yang kini namanya menjadi PT Chandra Asri Pacific Tbk (Perseroan). Dengan demikian, jumlah saham Perseroan yang tercatat pada Bursa Efek Indonesia menjadi sebesar 3.066.196.416 saham. Sejak saat itu, Perseroan aktif melakukan penawaran umum saham kepada publik, sebagaimana dijelaskan berikut ini:

PT Chandra Asri Petrochemical Tbk, which was effective on 1 January 2011, whose name is now PT Chandra Asri Pacific Tbk (Company). Thus, the number of the Company's shares listed on the Indonesia Stock Exchange became 3,066,196,416 shares. Since then, the Company has actively conducted public offerings of shares to the public, as explained below:

Tanggal Pelaksanaan Implementation Date	**Aksi Korporasi** Corporate Action	**Perubahan Jumlah Saham** Changes in Total Shares	**Harga Penawaran (Rp)** Offering Price (Rp)	**Harga Nominal (Rp)** Nominal Price (Rp)	**Total Jumlah Saham Beredar** Total Outstanding Shares	**Bursa Saham** Stock Exchange
1 Januari 2011 1 January 2011	Penggabungan Usaha Merger			1.000	3.066.196.417	Bursa Efek Indonesia Indonesia Stock Exchange
15 November 2013 15 November 2013	Penawaran Umum Terbatas I dengan HMETD* (PUT I) Limited Public Offering I with Preemptive Rights (Rights Issue I)	220.766.142	6.750	1.000	3.286.962.558	Bursa Efek Indonesia Indonesia Stock Exchange
29 Agustus 2017 29 August 2017	PUT II dengan HMETD (PUT II) LPO II with Preemptive Rights (Rights Issue II)	279.741.494	18.000	1.000	3.566.704.052	Bursa Efek Indonesia Indonesia Stock Exchange
21 November 2017 21 November 2017	Pemecahan Nilai Nominal Saham, rasio 1:5 Stock split, ratio 1:5	14.266.816.208		200	17.833.520.260	Bursa Efek Indonesia Indonesia Stock Exchange
3 September 2021 3 September 2021	PUT III dengan HMETD (PUT III) LPO III with Preemptive Rights (Rights Issue III)	3.794.366.013	4.082	200	21.627.886.273	Bursa Efek Indonesia Indonesia Stock Exchange
23 Agustus 2022 23 August 2022	Pemecahan Nilai Nominal Saham, rasio 1:4 Stock split, ratio 1:4	64.883.658.819		50	86.511.545.092	Bursa Efek Indonesia Indonesia Stock Exchange

*HMETD: Hak Memesan Efek Terlebih Dahulu
*Preemptive Rights

KRONOLOGI PENCATATAN EFEK LAINNYA
Chronology of Other Securities Listing

Informasi mengenai obligasi Perseroan yang belum jatuh tempo pada 31 Desember 2023 adalah sebagai berikut:

Information regarding the Company's bonds that have not yet matured on 31 December 2023 is as follows:

Tahun Penerbitan Issuance Year	Nama Obligasi Name of Bonds	Nilai Emisi (Rp) Total Issuance (Rp)	Tingkat Kupon p.a. (%) Rate Coupon per annum (%)	Tanggal Jatuh Tempo Maturity Date	Peringkat Awal Obligasi Initial Bonds Rating	Peringkat Akhir Obligasi Latest Bonds Rating
2017	Obligasi Berkelanjutan I Chandra Asri Petrochemical Tahap I Tahun 2017 - Seri C Shelf Registration Bond I Chandra Asri Petrochemical Phase I Year 2017 - Series C	229.750.000.000	9,75	12 Desember 2024 12 December 2024	idAA-(Pefindo)	idAA-(Pefindo)
2018	Obligasi Berkelanjutan I Chandra Asri Petrochemical Tahap II Tahun 2018 - Seri C Shelf Registration Bond I Chandra Asri Petrochemical Phase II Year 2018 - Series C	300.000.000.000	9,00	1 Maret 2025 1 March 2025	idAA-(Pefindo)	idAA-(Pefindo)
2020	Obligasi Berkelanjutan II Chandra Asri Petrochemical Tahap III Tahun 2020 Shelf Registration Bond II Chandra Asri Petrochemical Phase III Year 2020	750.000.000.000	8,70	12 Februari 2025 12 February 2025	idAA-(Pefindo)	idAA-(Pefindo)
2020	Obligasi Berkelanjutan III Chandra Asri Petrochemical Tahap I Tahun 2020 - Seri B Shelf Registration Bond III Chandra Asri Petrochemical Phase I Year 2020 - Series B	357.700.000.000	8,70	26 Agustus 2025 26 August 2025	idAA-(Pefindo)	idAA-(Pefindo)
2020	Obligasi Berkelanjutan III Chandra Asri Petrochemical Tahap I Tahun 2020 - Seri C Shelf Registration Bond III Chandra Asri Petrochemical Phase I Year 2020 - Series C	113.500.000.000	9,20	26 Agustus 2027 26 August 2027	idAA-(Pefindo)	idAA-(Pefindo)

Tahun Penerbitan Issuance Year	Nama Obligasi Name of Bonds	Nilai Emisi (Rp) Total Issuance (Rp)	Tingkat Kupon p.a. (%) Rate Coupon per annum (%)	Tanggal Jatuh Tempo Maturity Date	Peringkat Awal Obligasi Initial Bonds Rating	Peringkat Akhir Obligasi Latest Bonds Rating
2021	Obligasi Berkelanjutan III Chandra Asri Petrochemical Tahap III Tahun 2021 - Seri A Shelf Registration Bond III Chandra Asri Petrochemical Phase III Year 2021 - Series A	50.000.000.000	7,80	15 April 2024 15 April 2024	idAA-(Pefindo)	idAA-(Pefindo)
2021	Obligasi Berkelanjutan III Chandra Asri Petrochemical Tahap III Tahun 2021 - Seri B Shelf Registration Bond III Chandra Asri Petrochemical Phase III Year 2021 - Series B	587.950.000.000	8,50	15 April 2026 15 April 2026	idAA-(Pefindo)	idAA-(Pefindo)
2021	Obligasi Berkelanjutan III Chandra Asri Petrochemical Tahap III Tahun 2021 - Seri C Shelf Registration Bond III Chandra Asri Petrochemical Phase III Year 2021 - Series C	362.050.000.000	9,00	15 April 2028 15 April 2028	idAA-(Pefindo)	idAA-(Pefindo)
2021	Obligasi Berkelanjutan III Chandra Asri Petrochemical Tahap IV Tahun 2021 - Seri A Shelf Registration Bond III Chandra Asri Petrochemical Phase IV Year 2021 - Series A	266.950.000.000	7,20	29 Oktober 2026 29 October 2026	idAA-(Pefindo)	idAA-(Pefindo)
2021	Obligasi Berkelanjutan III Chandra Asri Petrochemical Tahap IV Tahun 2021 - Seri B Shelf Registration Bond III Chandra Asri Petrochemical Phase IV Year 2021 - Series B	581.500.000.000	8,20	29 Oktober 2028 29 October 2028	idAA-(Pefindo)	idAA-(Pefindo)
2021	Obligasi Berkelanjutan III Chandra Asri Petrochemical Tahap IV Tahun 2021 - Seri C Shelf Registration Bond III Chandra Asri Petrochemical Phase IV Year 2021 - Series C	151.550.000.000	9,00	29 Oktober 2031 29 October 2031	idAA-(Pefindo)	idAA-(Pefindo)
2022	Obligasi Berkelanjutan III Chandra Asri Petrochemical Tahap V Tahun 2022 - Seri A Shelf Registration Bond III Chandra Asri Petrochemical Phase V Year 2022 - Series A	860.000.000.000	7,20	8 Maret 2027 8 March 2027	idAA-(Pefindo)	idAA-(Pefindo)

Tahun Penerbitan Issuance Year	Nama Obligasi Name of Bonds	Nilai Emisi (Rp) Total Issuance (Rp)	Tingkat Kupon p.a. (%) Rate Coupon per annum (%)	Tanggal Jatuh Tempo Maturity Date	Peringkat Awal Obligasi Initial Bonds Rating	Peringkat Akhir Obligasi Latest Bonds Rating
2022	Obligasi Berkelanjutan III Chandra Asri Petrochemical Tahap V Tahun 2022 - Seri B Shelf Registration Bond III Chandra Asri Petrochemical Phase V Year 2022 - Series B	300.000.000.000	8,10	8 Maret 2029 8 March 2029	idAA-(Pefindo)	idAA-(Pefindo)
2022	Obligasi Berkelanjutan III Chandra Asri Petrochemical Tahap V Tahun 2022 - Seri C Shelf Registration Bond III Chandra Asri Petrochemical Phase V Year 2022 - Series C	240.000.000.000	8,80	8 Maret 2032 8 March 2032	idAA-(Pefindo)	idAA-(Pefindo)
2022	Obligasi Berkelanjutan IV Chandra Asri Petrochemical Tahap I Tahun 2022 - Seri A Shelf Registration Bond IV Chandra Asri Petrochemical Phase I Year 2022 - Series A	1.426.450.000.000	8,00	9 Agustus 2027 9 August 2027	idAA-(Pefindo)	idAA-(Pefindo)
2022	Obligasi Berkelanjutan IV Chandra Asri Petrochemical Tahap I Tahun 2022 - Seri B Shelf Registration Bond IV Chandra Asri Petrochemical Phase I Year 2022 - Series B	347.000.000.000	8,60	9 Agustus 2029 9 August 2029	idAA-(Pefindo)	idAA-(Pefindo)
2022	Obligasi Berkelanjutan IV Chandra Asri Petrochemical Tahap I Tahun 2022 - Seri C Shelf Registration Bond IV Chandra Asri Petrochemical Phase I Year 2022 - Series C	226.550.000.000	9,30	9 Agustus 2032 9 August 2032	idAA-(Pefindo)	idAA-(Pefindo)
2023	Obligasi Berkelanjutan IV Chandra Asri Petrochemical Tahap II Tahun 2023 - Seri A Shelf Registration Bond IV Chandra Asri Petrochemical Phase II Year 2023 - Series A	1.022.650.000.000	8,40	28 Februari 2028 28 February 2028	idAA-(Pefindo)	idAA-(Pefindo)

Tahun Penerbitan Issuance Year	Nama Obligasi Name of Bonds	Nilai Emisi (Rp) Total Issuance (Rp)	Tingkat Kupon p.a. (%) Rate Coupon per annum (%)	Tanggal Jatuh Tempo Maturity Date	Peringkat Awal Obligasi Initial Bonds Rating	Peringkat Akhir Obligasi Latest Bonds Rating
2023	Obligasi Berkelanjutan IV Chandra Asri Petrochemical Tahap II Tahun 2023 - Seri B Shelf Registration Bond IV Chandra Asri Petrochemical Phase II Year 2023 - Series B	227.350.000.000	8,90	28 Februari 2030 28 February 2030	idAA-(Pefindo)	idAA-(Pefindo)
2023	Obligasi Berkelanjutan IV Chandra Asri Petrochemical Tahap III Tahun 2023 - Seri A Shelf Registration Bond IV Chandra Asri Petrochemical Phase III Year 2023 - Series A	361.480.000.000	7,00	27 September 2026 27 September 2026	idAA-(Pefindo)	idAA-(Pefindo)
2023	Obligasi Berkelanjutan IV Chandra Asri Petrochemical Tahap III Tahun 2023 - Seri B Shelf Registration Bond IV Chandra Asri Petrochemical Phase III Year 2023 - Series B	534.760.000.000	7,50	27 September 2028 27 September 2028	idAA-(Pefindo)	idAA-(Pefindo)
2023	Obligasi Berkelanjutan IV Chandra Asri Petrochemical Tahap III Tahun 2023 - Seri C Shelf Registration Bond IV Chandra Asri Petrochemical Phase III Year 2023 - Series C	103.760.000.000	8,0	27 September 2030 27 September 2030	idAA-(Pefindo)	idAA-(Pefindo)

KANTOR AKUNTAN PUBLIK
Public Accounting Firm

Imelda & Rekan

The Plaza Office Tower Lantai 32
Jl. M. H. Thamrin Kav. 28-30
Jakarta Pusat 10350

Periode Penugasan: Desember 2023

Jasa yang Diberikan: Audit Laporan Keuangan Perusahaan Konsolidasian Perseroan tahun 2023

Biaya: Rp3.078.000.000

The Plaza Office Tower 32nd Floor
Jl. M. H. Thamrin Kav. 28-30
Central Jakarta 10350

Assignment Period: December 2023

Audit Services: Audit of the Company's 2023 Consolidated Financial Statements

Fee: Rp3,078,000,000



LEMBAGA PROFESI PENUNJANG
Supporting Professional Institutions

Biro Administrasi Efek
Securities Administration Bureau

PT Raya Saham Registra
Gedung Plaza Sentral Lt. 2 | 2nd Floor
Jl. Jend. Sudirman Kav. 47-48, Jakarta 12930
T: (62-21) 252 5666
F: (62-21) 252 5028

Wali Amanat
Trustee

PT Bank Tabungan Negara (Persero) Tbk
Menara Bank BTN
Jl. Gajah Mada No. 1
Jakarta 10130
T: (62-21) 633 6789
F: (62-21) 633 6719

Konsultan Hukum
Legal Consultant

Assegaf Hamzah & Partner
Capital Plaza, Level 36 & 37
Jl. Jend. Gatot Subroto Kav. 18, RT. 6/RW. 1
Kuningan Barat, Mampang Prapatan
Jakarta Selatan, 12710
T: (62-21) 2555 7800
F: (62-21) 2555 7899
Capital Plaza, Levels 36 & 37
Jl. Gen. Gatot Subroto Kav. 18, RT. 6/RW. 1
West Kuningan, Mampang Prapatan, South
Jakarta, 12710
T: (62-21) 2555 7800
F: (62-21) 2555 7899

Perusahaan Pemeringkat
Rating Agency

PT Pemeringkat Efek Indonesia (PEFINDO)
Equity Tower Lt. 30 | 30th Floor
Sudirman Central Business District, Lot. 9
Jl. Jend. Sudirman Kav. 52-53, Jakarta 12190
T: (62-21) 509 68469
F: (62-21) 509 68468

Notaris
Notary

Dedy Syamri, S.H.
Gedung Palma One Lt. 11, Suite #1106
Jl. HR Rasuna Said Kav. X-2 No.4
Jakarta Selatan, 12950
T: (62-21) 522 8234
F: (62-21) 252 8220
Palma One Building 11th Floor, Suite #1106
Jl. HR Rasuna Said Kav. X-2 No. 4
South Jakarta, 12950
T: (62-21) 522 8234
F: (62-21) 252 8220

Jose Dima Satria, S.H., M.Kn
Jalan Madrasah
Komplek Taman Gandaria Kav. 11A
Kelurahan Gandaria Selatan, Kecamatan Cilandak
Jakarta Selatan, 12420
T: (62-21) 291 25 500
Jalan Madrasah
Taman Gandaria Complex Kav. 11A
South Gandaria Village, Cilandak District
South Jakarta, 12420
T: (62-21) 291 25 500

AKSES INFORMASI
Access to Information

Pemegang saham serta para pemangku kepentingan lainnya dapat mengakses informasi terkait dengan perkembangan kinerja dan usaha Perseroan, antara lain melalui:

Shareholders and other stakeholders can access information related to the development of the Company's performance and business, among others, through:

Sekretaris Perusahaan PT Chandra Asri Pacific Tbk
Corporate Secretary of PT Chandra Asri Pacific Tbk

Erri Dewi Riani
Wisma Barito Pacific Tower A, Lantai 7 | 7th Floor
Jl. Let. Jend. S. Parman Kav. 62-63
Jakarta 11410, Indonesia
T: (62-21) 530 7950
F: (62-21) 530 8930

WEBSITE PERUSAHAAN
Corporate Website

Alamat *website* Perseroan adalah www.chandra-asri.com. Seluruh informasi yang disajikan telah mengacu pada Peraturan Otoritas Jasa Keuangan (OJK) No. 8/POJK.04/2015 tentang Situs Web Emiten atau Perusahaan Publik, yang rinciannya disajikan dalam tabel di bawah ini:

The Company's website address is www.chandra-asri.com. All information presented has referred to the Regulation of the Financial Services Authority (OJK) No. 8/POJK.04/2015 on the Website of Issuers or Public Companies, the details of which are presented in the following table:

Informasi Information	Link Link
Informasi Umum **General Information**	
Nama, alamat, dan kontak kantor pusat/perwakilan Name, address, and contact of head/representative office	https://www.chandra-asri.com/
Riwayat singkat perusahaan Brief history of the Company	https://www.chandra-asri.com/about/cap-at-a-glance https://www.chandra-asri.com/about/milestones
Struktur organisasi Organizational Structure	https://www.chandra-asri.com/about/structures/organization
Struktur kepemilikan Ownership structure	https://www.chandra-asri.com/about/structures/corporate
Nama entitas anak, perusahaan asosiasi, dan ventura bersama Names of subsidiaries, associates, and joint ventures	https://www.chandra-asri.com/about/structures/corporate
Struktur Grup Group Structure	https://www.chandra-asri.com/about/structures/corporate

Informasi Information	Link Link
Profil Direksi, Dewan Komisaris, Komite dan Sekretaris Perusahaan Profile of the Board of Directors, Board of Commissioners, Committees, and Corporate Secretary	https://www.chandra-asri.com/about/management/directors
Nama dan alamat: Akuntan publik, pemeringkat efek, wali amanat, biro administrasi efek, dokumen Anggaran Dasar Name and address: Public accountant, rating of securities, trustee, securities administration bureau, Articles of Association documents	https://www.chandra-asri.com/investor-relations/supporting-professionals
Informasi Bagi Investor **Information For Investor**	
Prospektus penawaran umum Public offering prospectus	https://www.chandra-asri.com/investor-relations/downloads/other
Laporan Tahunan (5 tahun) Annual Report (5 years)	https://www.chandra-asri.com/investor-relations/reports/annual-reports
Laporan Keuangan Financial Statements	https://www.chandra-asri.com/investor-relations/reports/financial-reports
Informasi Rapat Umum Pemegang Saham (RUPS) paling kurang meliputi bahan mata acara yang dibahas dalam RUPS, ringkasan risalah RUPS, dan informasi tanggal penting yaitu tanggal pengumuman RUPS, tanggal pemanggilan RUPS, tanggal RUPS, tanggal ringkasan risalah RUPS diumumkan Information on the General Meeting of Shareholders (GMS) at least includes the agenda items discussed at the GMS, a summary of the minutes of the GMS, and information on important dates, namely the date of the announcement of the GMS, the date of the GMS invitation, the date of the GMS, and the date the summary of the minutes of the GMS was announced	https://www.chandra-asri.com/investor-relations/public-announcements
Ikhtisar Saham Share Highlights	https://www.chandra-asri.com/investor-relations/stock-information/stock-quote-chart
Informasi Obligasi Bonds Highlights	https://www.chandra-asri.com/investor-relations/page/bonds-information
Informasi Dividen Dividend Information	https://www.chandra-asri.com/investor-relations/stock-information/dividend-information
Informasi Aksi Korporasi Corporate Action Information	https://www.chandra-asri.com/investor-relations/public-announcements
Informasi Fakta Material Material Fact Information	https://www.chandra-asri.com/investor-relations/downloads/other
Informasi Tata Kelola Perusahaan **Corporate Governance Information**	
Piagam/*Charter* Dewan Komisaris, Direksi, Komite-komite, dan Unit Audit Internal Charter of the Board of Commissioners, Board of Directors, Committees, and Internal Audit Unit	https://www.chandra-asri.com/governance/internal-audit-unit https://www.chandra-asri.com/governance/committees/audit-committee https://www.chandra-asri.com/governance/committees/remuneration-committee
Pengangkatan/Pemberhentian atau kekosongan Sekretaris Perusahaan serta informasi pendukungnya Appointment/Dismissal, or vacancy of the Corporate Secretary and supporting information	https://www.chandra-asri.com/governance/corporate-secretary
Piagam Unit Audit Internal Internal Audit Charter	https://www.chandra-asri.com/governance/internal-audit-unit

Informasi Information	Link Link
Isi Kode Etik Content of the Code of Conduct	https://www.chandra-asri.com/governance/code-of-conduct
Pedoman kerja komite Guideline of committees	https://www.chandra-asri.com/governance/committees/audit-committee
Pengangkatan dan pemberhentian Komite Audit Appointment and dismissal of the Audit Committee	https://www.chandra-asri.com/governance/committees/audit-committee
Uraian Prosedur Nominasi dan Remunerasi, apabila tidak dibentuk Komite Nominasi dan Remunerasi Description of the Nomination and Remuneration Procedure, if the Nomination and Remuneration Committee has not been established	https://www.chandra-asri.com/governance/committees/remuneration-committee
Kebijakan Manajemen Risiko Risk Management Policy	https://www.chandra-asri.com/governance/risk-management
Informasi Tanggung Jawab Sosial Perusahaan **Corporate Social Responsibility Information**	
Lingkungan Hidup Environmental	https://www.chandra-asri.com/sustainability/environmental-responsibility
Praktik ketenagakerjaan, kesehatan, dan keselamatan kerja Employment, health, and safety practices	https://www.chandra-asri.com/sustainability/practices-of-employment
Pengembangan Sosial dan Kemasyarakatan Social and Community Development	https://www.chandra-asri.com/sustainability/community-development-program
Tanggung Jawab Produk dan/atau Layanan serta Informasi Pendukungnya Product and/or Service Responsibilities and Supporting Information	https://www.chandra-asri.com/sustainability/product-responsibility



Chandra Asri



04

ANALISIS DAN PEMBAHASAN MANAJEMEN

Management Discussion and Analysis

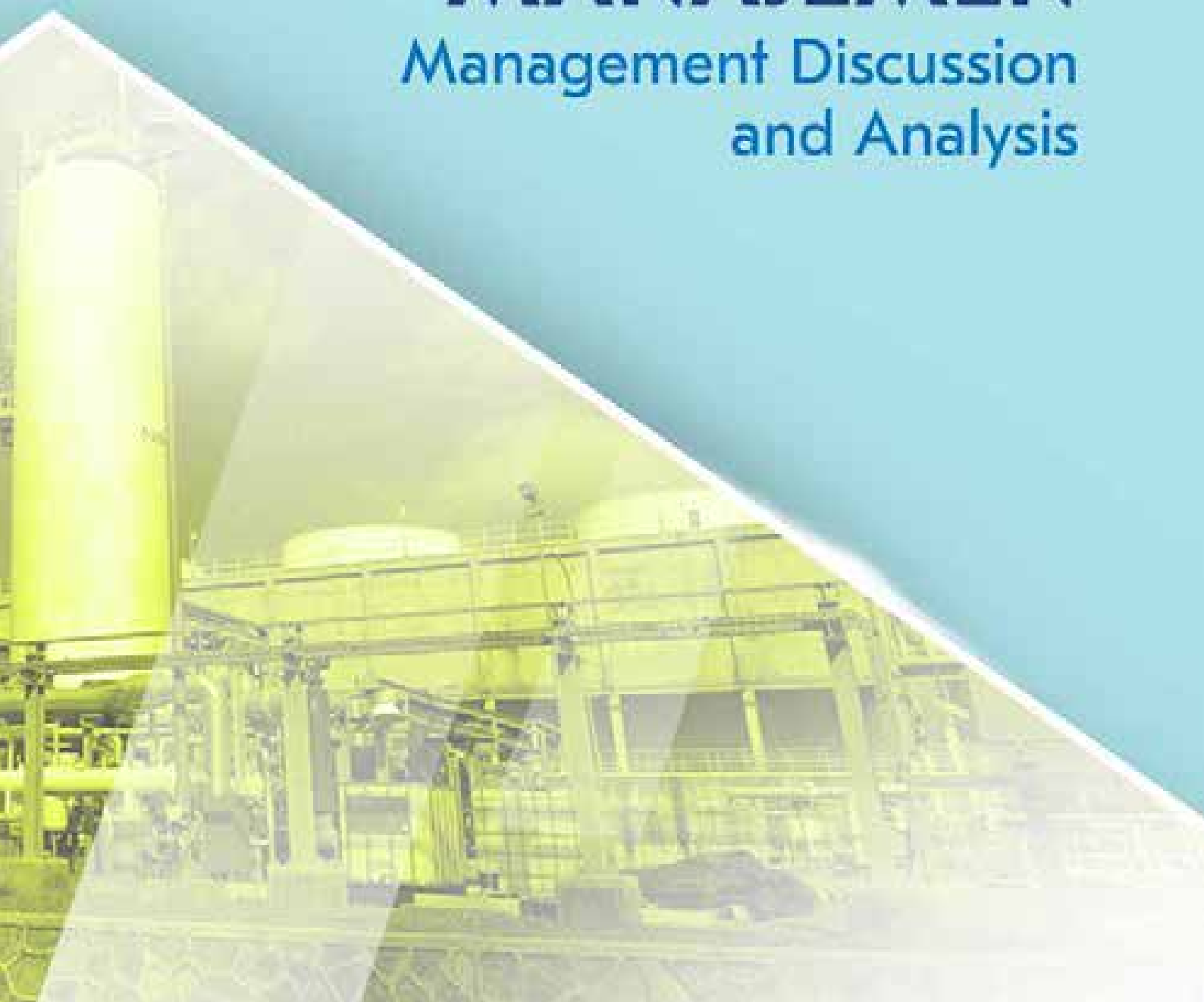

TINJAUAN EKONOMI DAN INDUSTRI
Economic and Industry Overview

Kondisi perekonomian global pada tahun 2023 masih belum stabil akibat dampak dari pandemi COVID-19 dan perang Rusia-Ukraina. Menurut Dana Moneter Internasional (IMF), hal ini terutama ditunjukkan oleh ketimpangan pertumbuhan antarnegara dan wilayah.

Dalam laporan "World Economic Outlook" edisi Oktober 2023, IMF menyatakan bahwa pertumbuhan ekonomi global di awal tahun 2023 cukup solid. Namun, setelah itu mulai menurun.

Dengan mempertimbangkan berbagai kondisi tersebut, IMF memperkirakan pertumbuhan ekonomi global pada tahun 2023 hanya sebesar 3,0%, menurun dibandingkan tahun 2022 sebesar 3,5%. Bahkan pada tahun 2024, diperkirakan hanya sebesar 2,9%.

Tekanan perekonomian tidak hanya dialami oleh negara-negara maju tetapi juga oleh negara-negara berkembang, yang diperkirakan sedikit melambat karena adanya tantangan tambahan, yakni krisis properti di Tiongkok. Jika pada tahun 2022 tumbuh 4,1%, di tahun 2023 diperkirakan tumbuh 4,0%

Di tengah kondisi perekonomian global yang dinamis, perekonomian Indonesia masih memiliki ketahanan yang tinggi. Pada tahun 2023, Badan Pusat Statistik (BPS) mengungkapkan perekonomian Indonesia tumbuh sebesar 5,05%, sedikit melambat dari tahun 2022 yang sebesar 5,31%.

Jika dilihat dari sisi sektor usaha, sektor yang tumbuh paling tinggi pada tahun 2023 adalah sektor transportasi dan pergudangan yang mencapai 13,96% (yoy). Sementara sektor pengolahan, yang mencakup industri petrokimia tumbuh 4,64% (yoy). Sektor pengolahan merupakan lapangan usaha yang memberikan kontribusi sebesar 18,67% terhadap perekonomian nasional pada tahun 2023.

Namun, industri petrokimia tidak bisa dipisahkan dari perekonomian global, terutama melihat kondisi di Tiongkok. Menurut Statista (2022), penyedia data statistik global, pangsa pasar Tiongkok dalam penjualan petrokimia global adalah sekitar 45,3%, yang menunjukkan pengaruh yang signifikan.

Oleh karena itu, ketika kondisi perekonomian di negara tersebut melemah, pasokan produk petrokimia di pasar global akan berlimpah sehingga menyebabkan harga produk tertekan. Selain itu, produksi Tiongkok yang melimpah juga akan berdampak pada banyak negara sehingga mengurangi

Global economic conditions remained unstable in 2023 due to the COVID-19 pandemic and the Russia-Ukraine war. According to the International Monetary Fund (IMF), this is primarily reflected in the inequality of growth among countries and regions.

In the October 2023 edition of the 'World Economic Outlook' report, the IMF stated that global economic growth was indeed strong at the beginning of 2023. However, it begins to slope after that.

Taking into account the various conditions, the IMF estimated that global economic growth would only be 3.0% in 2023, a decrease from 3.5% in 2022. Even in 2024, it was projected to be only 2.9%.

Economic pressure is experienced not only by developed countries but also by developing countries, which are estimated to slow down slightly due to additional challenges, particularly the property crisis in China. If it grows 4.1% in 2022, it is expected to grow 4.0% in 2023.

Despite dynamic global economic conditions, the Indonesian economy remains highly resilient. The Central Statistics Agency (BPS) stated that the Indonesian economy grew by 5.05% in 2023, a slight decrease from the 5.31% growth in 2022.

From the business sector perspective, the sector that grew the most in 2023 were the transportation and warehousing sectors, at 13.96% (yoy). While the processing sector, which includes the petrochemical industry, grew 4.64% (yoy). The processing sector is a business sector that contributed 18.67% of the national economy in 2023.

However, the petrochemical industry cannot be separated from the global economy, especially given the conditions in China. According to Statista (2022), a global statistical data provider, China's market share in global petrochemical sales was approximately 45.3%, which shows a significant influence.

As a consequence, when the country's economic conditions decline, the global market will be oversupplied with petrochemical products, causing product prices to fall. In addition, China's ample production will have an impact on many countries, reducing the share of players from other

porsi pemain dari negara lain seperti Indonesia yang menurut data statistik tahun 2022 hanya memiliki tingkat penetrasi pasar sebesar 1,9%.

Kondisi perekonomian Tiongkok memang belum kembali normal, setidaknya seperti pada kondisi sebelum adanya pandemi COVID-19, yang tumbuh sebesar 5,95% pada tahun 2019. Setelah mengalami kontraksi pada tahun 2020, pertumbuhan meningkat menjadi 8,45% pada tahun 2021 sebelum melambat menjadi 2,99% pada tahun 2022. Untuk tahun 2023, IMF memperkirakan pertumbuhan sebesar 5,4%, masih lebih rendah dibandingkan tahun 2019.

countries such as Indonesia, which, according to statistical data in 2022, has a market penetration rate of 1.9%.

China's economic conditions have not yet returned to normal, at least not before the COVID-19 pandemic, when they grew by 5.95% in 2019. Following a contraction in 2020, growth accelerated to 8.45% in 2021 before slowing to 2.99% in 2022. The IMF estimated 5.4% growth in 2023, which was still lower than in 2019.

TINJAUAN OPERASIONAL PER SEGMEN USAHA

Operational Overview per Business Segment

PT Chandra Asri Pacific Tbk ("Chandra Asri Group", "Perseroan") menentukan segmen usaha dengan mengacu pada Laporan Keuangan tahun 2023 yang telah diaudit oleh Kantor Akuntan Publik Imelda dan Rekan. Mengacu pada laporan tersebut, tinjauan operasional per segmen usaha Chandra Asri Group masih berdasarkan produk, sebagai berikut:

- Olefins (Ethylene, Propylene, Pygas dan Mixed C4);
- Polyolefins (Polyethylene dan Polypropylene);
- Styrene Monomer;
- Butadiene;
- MTBE & Butene-1;
- Penyewaan Tangki dan Dermaga;
- Listrik.

Hingga akhir tahun 2023, Chandra Asri Group terus mengoperasikan kompleks petrokimia terintegrasi yang berlokasi di Ciwandan, Cilegon, Provinsi Banten. Kompleks tersebut terdiri dari 1 (satu) pabrik Naphtha Cracker, 3 (tiga) lajur Polyethylene, 3 (tiga) lajur Polypropylene, 1 (satu) satu pabrik Butadiene, 1 (satu) pabrik MTBE, dan 1 (satu) pabrik Butene-1.

Lokasi strategis kompleks petrokimia terintegrasi Perseroan menyediakan akses yang mudah ke pelanggan utama di dalam negeri. Rantai pasok menuju pelanggan terhubung langsung dengan fasilitas produksi di Cilegon melalui jalur pipa.

Kompleks petrokimia terintegrasi Perseroan juga memiliki 2 (dua) pabrik Styrene Monomer, yang merupakan satu-satunya pabrik Styrene Monomer di Indonesia. Pabrik ini

PT Chandra Asri Pacific Tbk ("Chandra Asri Group", "Company") determines business segments by referring to the 2023 Financial Report, which has been audited by the Public Accounting Firm Imelda dan Rekan. Referring to this report, the operational review per business segment of Chandra Asri Group is still based on products, as follows:

- Olefins (Ethylene, Propylene, Pygas and Mixed C4);
- Polyolefins (Polyethylene and Polypropylene);
- Styrene Monomer;
- Butadiene;
- MTBE & Butene-1;
- Tanks and Jetty Rental;
- Electricity.

Chandra Asri Group continued to operate an integrated petrochemical complex located in Ciwandan, Cilegon, Banten Province, until the end of 2023. The complex consists of 1 (one) Naphtha Cracker plant, 3 (three) Polyethylene trains, 3 (three) Polypropylene trains, 1 (one) Butadiene plant, 1 (one) MTBE plant, and 1 (one) Butene-1 plant.

The strategic location of the Company's integrated petrochemical complex provides easy access to the main domestic customers. The supply chain to customers is connected directly to production facilities in Cilegon through pipelines.

The Company's integrated petrochemical complex also has 2 (two) Styrene Monomer plants, which are the only ones in Indonesia. The plants are located in Pulo Ampel, Serang,

berlokasi di Pulo Ampel, Serang, Banten, sekitar 40 kilometer dari kompleks petrokimia utama di Cilegon.

Kompleks petrokimia Perseroan menyediakan fasilitas pendukung terintegrasi termasuk jaringan pipa, generator listrik, *boiler*, instalasi pengolahan air, tangki penyimpanan, dan dermaga. Bisnis penyewaan tangki dan dermaga Perseroan dioperasikan oleh entitas anak, yaitu PT Redeco Petrolin Utama (RPU), dengan kepemilikan saham melalui PT Chandra Daya Investasi (CDI) sebesar 50,75%. Sedangkan bisnis ketenagalistrikan Perseroan dijalankan oleh anak perusahaan yaitu PT Krakatau Chandra Energi (KCE) dengan kepemilikan saham melalui CDI sebesar 70%.

Banten, about 40 kilometers from the main petrochemical complex in Cilegon.

The Company's petrochemical complex provides integrated supporting facilities, including pipelines, power generators, boilers, water treatment plants, storage tanks, and jetties. The Company's tank and jetty rental business is operated by a subsidiary, i.e, PT Redeco Petrolin Utama (RPU), with 50.75% share ownership through PT Chandra Daya Investasi (CDI). Meanwhile, the Company's electricity business is operated by a subsidiary, i.e. PT Krakatau Chandra Energi (KCE), with 70% share ownership through CDI.

Kapasitas Produksi Pabrik
Plant Production Capacity

(KTA)

Produk | Products	2023	2022	2021
Ethylene	900	900	900
Propylene	490	490	490
Pygas	418	418	418
Mixed C4	330	330	330
Polyethylene	736	736	736
Polypropylene	590	590	590
Styrene Monomer	340	340	340
Butadiene	137	137	137
Butene-1	43	43	43
MTBE	128	128	128

Hingga akhir tahun anggaran 2023, fasilitas produksi Chandra Asri Group di lini bisnis kimia, khususnya produk petrokimia, tidak mengalami perubahan dari dua tahun sebelumnya, dengan detail sebagai berikut: 736 KT Polyethylene, 590 KT Polypropylene, 340 KT Styrene Monomer, 137 KT Butadiene, 128 KT MTBE, dan 43 KT Butene-1.

Until the end of the fiscal year 2023, Chandra Asri Group's production facilities in the chemical business line, specifically for petrochemical products, have remained consistent from the previous two years. The specifics are as follows: 736 KT Polyethylene, 590 KT Polypropylene, 340 KT Styrene Monomer, 137 KT Butadiene, 128 KT MTBE, and 43 KT Butene-1.

Tingkat Utilisasi Kapasitas Pabrik
Plant Capacity Utilization Rate

(dalam % | in %)

Produk | Products	2023	2022	2021
Ethylene	82,6	80,5	96,0
Polyethylene	88,3	80,0	94,0
Polypropylene	87,6	90,0	92,0
Styrene Monomer	60,3	63,8	88,7
Butadiene	81,4	61,6	84,2
Butene-1	85,1	59,7	79,9
MTBE	54,3	23,9	45,6

Tingkat utilisasi rata-rata untuk semua pabrik adalah 81%. Pencapaian itu meningkat dibandingkan tahun 2022 yaitu sebesar 77%, terutama disebabkan oleh peningkatan volume produksi pabrik Polyethylene dan SM dibandingkan produksi tahun 2022.

The average utilization rate for all plants is 81%. This achievement is an increase compared to 2022, which was 77%, mainly due to increased production volume at the Polyethylene and SM plants.

Realisasi Produksi
Production Realization

(dalam % | in %)

Segmen Segment	Produk Sampingan By-Products	Volume Produksi Production Volume (KT)		Perubahan Changes (%)
		2023	2022	
Olefins	Ethylene	743	724	2,6%
	Propylene	425	408	4,2%
	Pygas	179	206	(13,1%)
	Mixed C4	243	233	4,3%
Polyolefins	Polyethylene	650	589	10,4%
	Polypropylene	517	531	(2,6%)
Styrene Monomer		205	217	(5,5%)
Butadiene & by-products		262	205	27,8%
Butene-1 & MTBE & by-products		213	80	166,3%
Jumlah Volume Produksi Total Production Volume		**3.437**	**3.193**	**7,6%**

STRATEGI USAHA

Sepanjang tahun 2023, strategi usaha yang diterapkan Chandra Asri Group adalah sebagai berikut:

1. Diversifikasi bisnis Perseroan. Chandra Asri Group tidak hanya fokus pada sektor bahan kimia tetapi juga pada solusi infrastruktur seperti energi, air, serta penyewaan tangki dan dermaga;
2. Konsolidasi aset-aset Perseroan yang terpisah-pisah menjadi satu kesatuan usaha sehingga meningkatkan nilai aset-aset tersebut. Hal ini dilakukan, misalnya, dalam industri dermaga dan tangki;
3. Memperkuat usaha dengan melakukan ekspansi pada fasilitas infrastruktur inti melalui anak perusahaan yang fokus menghasilkan keuntungan jangka panjang, stabil, dan berkelanjutan. Inisiatif ini berpeluang mendorong pertumbuhan bisnis berkelanjutan bagi Perseroan, melalui: (i) peningkatan nilai dengan keunggulan operasional, (ii) mewujudkan sinergi lintas entitas, dan (iii) mengintegrasikan praktik terbaik di bidang Lingkungan, Sosial, dan Tata Kelola (ESG);
4. Menjalin kemitraan strategis dengan pihak lain atau mengundang mitra usaha untuk mendukung diversifikasi usaha;
5. Menjaga keseimbangan portofolio usaha antara yang tingkat fluktuasinya tinggi dan yang lebih stabil, sehingga bisnis Perseroan secara keseluruhan tidak terlalu berfluktuasi. Keseimbangan ini terlihat pada industri petrokimia yang sangat dinamis karena kepekaannya terhadap kondisi global dan solusi infrastruktur yang relatif stabil;

BUSINESS STRATEGY

Throughout 2023, the following business strategies were implemented by Chandra Asri Group:

1. Diversified the Company's business. The Chandra Asri Group is not only focused on chemicals sector but also in the infrastructure solutions such as energy, water, and tank and jetty rentals;
2. Consolidating the Company's separate assets into a single business entity, increasing the value of these assets. This is performed, for example, in the jetty and tank industry;
3. Strengthening the business by expanding into core infrastructure facilities through subsidiaries that focus on generating long-term, stable, and sustainable profits. This initiative has the opportunity to encourage sustainable business growth for the Company, through: (i) increasing value with operational excellence, (ii) realizing cross-entity synergies, and (iii) integrating best practices in the fields of Environmental, Social and Governance (ESG);
4. Enter into strategic partnerships with other parties or invite business partners to support business diversification;
5. Maintain a balance in the business portfolio between those with high levels of fluctuation and those that are more stable, so that the overall business of the Company does not fluctuate too much. This balance can be seen in the petrochemical industry, which is highly dynamic due to its sensitivity to global conditions and relatively stable infrastructure solutions;

6. Perkembangan digitalisasi yang berkelanjutan sehingga menciptakan sistem kerja yang lebih efisien dan sejalan dengan prinsip keberlanjutan;
7. Mengembangkan dan membina sumber daya manusia yang baru sejalan dengan tujuan dan masa depan Perseroan;
8. Selalu mempererat hubungan baik dengan pemangku kepentingan, khususnya pelanggan dan mitra strategis lainnya.

6. Continuous development of digitalization, thereby creating a work system that is more efficient and in line with sustainability principles;
7. Develop and nurture fresh human resources in line with the Company's goals and future;
8. Always strengthen good relationships with stakeholders, especially customers and other strategic partners.

KINERJA PENJUALAN

Total volume penjualan produk kimia Chandra Asri Group tahun 2023 mencapai 2.093 KT, meningkat sebesar 5,6% dari 1.981 KT pada tahun 2022. Perubahan tersebut disebabkan oleh penurunan volume penjualan Olefin, Polyolefin, Styrene Monomer dan Butadiene diimbangi dengan peningkatan volume penjualan MTBE dan Butene-1.

Produk yang memberikan kontribusi terbesar terhadap pendapatan adalah Polyethylene dengan pangsa 33,9% terhadap total volume penjualan. Kemudian Polypropylene, menyumbang 26,6%, Olefins 22,5%, Styrene Monomer 10,2%, Butadiene 8,2%, serta Butene-1 dan MTBE 3,9%.

SALES PERFORMANCE

The total sales volume of Chandra Asri Group's chemical products reached 2,093 KT in 2023, an increase of 5,6% from 1,981 KT in 2022. The change was caused by a decrease in sales volume for Olefin, Polyolefin, Styrene Monomer and Butadiene and offset by an increase in sales volume for MTBE and Butene-1.

The product that makes the largest contribution to revenue is Polyethylene, with a share of 33.9% of total sales volume. Subsequently, Polypropylene contributed 26.6%, Olefins 22.5%, Styrene Monomer 10.2%, Butadiene 8.2%, and Butene-1 and MTBE 3.9%.

Realisasi Penjualan
Sales Realization

Segmen Segment	Produk Sampingan By-Products	Volume Penjualan Sales Volume (KT)		Perubahan Changes (%)
		2023	2022	
Olefins	Ethylene	54	94	(42,6%)
	Propylene	6	33	(81,8%)
	Pygas	168	209	(19,6%)
	Raw Pygas	220	60	266,7%
	Mixed C4	-	28	(100,0%)
	PFO	24	13	84,6%
Polyolefins	Polyethylene	647	588	10,0%
	Polypropylene	511	533	(4,1%)
Styrene Monomer		210	221	(5,3%)
Butadiene & by-products		172	165	4,2%
Butene-1 & MTBE & by-products		81	37	118,9%
Jumlah Volume Penjualan Total Sales Volume		**2.093**	**1.981**	**5,6%**

PROFITABILITAS

Olefins

Pendapatan bersih Chandra Asri Group dari produk Olefins (Ethylene, Propylene, Pygas, dan produk sampingannya) pada tahun 2023 mencapai US$358 juta, lebih rendah 13,11% dibandingkan tahun 2022 yang sebesar US$412 juta.

Pendapatan bersih produk Ethylene mencapai US$49 juta, turun 57,59% dibandingkan tahun 2022 yaitu US$115 juta.

PROFITABILITY

Olefins

Chandra Asri Group's net revenue from Olefins products (Ethylene, Propylene, Pygas, and by-products) in 2023 reached US$358 million, 13.11% lower than in 2022 which was US$412 million.

Net revenue from Ethylene products reached US$49 million, a decrease of 57.59% compared to 2022, which was US$115

Penurunan ini disebabkan oleh penurunan volume penjualan menjadi 53,6 KT pada tahun 2023 dibandingkan 93,7 KT pada tahun 2022 dan penurunan harga jual rata-rata per ton menjadi US$906 dibandingkan US$1.222 pada tahun 2022.

Produk Propylene mencatatkan penurunan pendapatan bersih sebesar 84,02%, dari US$34 juta pada tahun 2022 menjadi US$5 juta. Perubahan ini terutama disebabkan oleh penurunan volume penjualan menjadi 6 KT pada tahun 2023 dibandingkan 32,8 KT pada tahun 2022 dan penurunan harga jual rata-rata per ton menjadi US$915 dibandingkan US$1.047 pada tahun 2022.

Sementara itu, pendapatan bersih Pygas mencapai US$122 juta. Dibandingkan tahun 2022 yang mencapai US$171 juta, terjadi penurunan sebesar 28,48%, yang terutama disebabkan oleh lebih rendahnya volume penjualan menjadi 168,7 KT pada tahun 2023 dibandingkan 209,8 KT pada tahun 2022 dan penurunan harga jual rata-rata per ton menjadi US$725 dibandingkan US$816 pada tahun 2022.

Raw Pygas mencatatkan peningkatan pendapatan bersih sebesar 213,72%, dari US$50 juta pada tahun 2022 menjadi US$158 juta pada tahun 2023. Peningkatan ini terutama disebabkan oleh peningkatan volume penjualan menjadi 219,8 KT pada tahun 2023 dibandingkan 60,3 KT pada tahun 2022. Sementara itu, terdapat penurunan harga jual rata-rata per ton sekitar 13,88%, yaitu menjadi US$717 dari US$832 pada tahun 2022.

Polyolefins

Pada tahun 2023, pendapatan Perseroan dari produk Polyolefins (Polyethylene and Polypropylene) mencapai US$1.268 juta. Terjadi penurunan 14,48% dibandingkan tahun 2022 yang sebesar US$1.483 juta.

Pendapatan penjualan Polyethylene pada tahun 2023 mencapai US$710 juta, turun 7,75% dibandingkan tahun 2022 sebesar US$770 juta. Hal ini terutama disebabkan oleh penurunan harga jual rata-rata per ton sebesar 16,16% menjadi US$1.098 pada tahun 2023 dibandingkan US$1.309 pada tahun 2022. Sementara itu, terjadi peningkatan volume penjualan sebesar 10,03% menjadi 647,1 KT pada tahun 2023 dibandingkan 588,2 KT pada tahun 2022.

Sedangkan pendapatan penjualan Polypropylene mencapai US$558 juta, turun 21,75% dibandingkan tahun 2022 yaitu US$713 juta. Perubahan ini disebabkan oleh penurunan volume penjualan sebesar 4,1% menjadi 511,1 KT pada tahun 2023 dibandingkan 533 KT pada tahun 2022. Juga terjadi penurunan harga jual rata-rata per ton sebesar 18,24% menjadi US$1.092 pada tahun 2023 dibandingkan US$1.335 pada tahun 2022.

Styrene Monomer

Perseroan mencatatkan pendapatan dari Styrene Monomer sebesar US$232 juta pada tahun 2023, turun 17,39%

million. The decrease was due to the lower sales volume of 53.6 KT in 2023 compared to 93.7 KT in 2022 and decline in average selling price per ton of US$906 in 2023 compared with US$1,222 in 2022.

Propylene products recorded a 84.02% decrease in net revenue, from US$34 million in 2022 to US$5 million. This change was mainly caused by decrease in sales volume of 6 KT in 2023 compared to 32.8 KT in 2022 and lower in average selling price per ton of US$915 in 2023 compared to US$1,047 in 2022.

Meanwhile, Pygas' net revenue reached US$122 million. Compared to 2022, which reached US$171 million, there was a decrease of 28.48%, which was mainly due to lower sales volume of 168.7 KT in 2023 compared to 209.8 KT in 2022 and a decrease in the average selling price per ton of US$725 compared to US$816 in 2022.

Raw Pygas recorded a 213.72% increase in net revenue, from US$50 million in 2022 to US$158 million in 2023. This increase was mainly due to increase in sales volume of 219.8 KT in 2023 compared to 60.3 KT in 2022. Meanwhile, there was a decrease in average selling price per ton of US$717 compared with US$832 in 2022, or around 13.88%.

Polyolefins

In 2023, the Company's revenue from Polyolefins (Polyethylene dan Polypropylene) reached US$1,268 million. There was a decrease of 14.48% compared to 2022, which amounted to $1,483 million.

Sales revenue of Polyethylene in 2023 reached US$710 million, a decrease of 7.75% compared to 2022, which was US$770 million. This was mainly caused by a 16.16% decrease in the average selling price per ton to US$1,098 in 2023 from US$1,309 in 2022. Meanwhile, there was a 10.03% increase in sales volume of 647.1 KT in 2023 compared to 588.2 KT in 2022.

Meanwhile, revenue from sales of Polypropylene reached US$558 million, a decrease of 21.75% compared to 2022, which was US$713 million. This change was caused by a 4.1% decrease in sales volume of 511.1 KT in 2023 compared to 533 KT in 2022. There was also an 18.24% decrease in average selling price per ton of US$1,092 in 2023 compared to US$1,335 in 2022.

Styrene Monomer

The Company recorded revenue from Styrene Monomer of US$232 million in 2023, a decrease of 17.39% compared to

dibandingkan tahun 2022 sebesar US$280 juta. Hal ini terutama disebabkan oleh penurunan volume penjualan dari 221,2 KT menjadi 209,5 KT atau sekitar 5,26% pada tahun berjalan. Harga jual rata-rata per ton juga mengalami penurunan sebesar 12,93% menjadi US$1.083 dibandingkan US$1.244 pada tahun 2022.

Butadiene

Pendapatan Butadiene dan penjualan produk sampingannya pada tahun 2023 sebesar US$149 juta, lebih rendah 8,26% dibandingkan tahun 2022 sebesar US$163 juta. Penurunan ini terutama disebabkan oleh penurunan harga jual rata-rata per ton sebesar 11,31% menjadi US$935 dibandingkan US$1.054 pada tahun 2022. Sementara itu, terjadi peningkatan volume penjualan sebesar 30,51% menjadi 123,7 KT pada tahun 2023 dibandingkan 89,9 KT pada tahun 2022.

Butene-1 & MTBE

Pada tahun 2023, Perseroan mencatatkan pendapatan sebesar US$75 juta dari penjualan Butene-1 dan MTBE. Dibandingkan tahun 2022 yang sebesar US$40 juta, terjadi peningkatan sebesar 90,24%. Perubahan ini terjadi terutama karena peningkatan volume penjualan dari 36,6 KT menjadi 77 KT atau sekitar 110,40%. Sementara itu, terjadi penurunan harga jual rata-rata sebesar 8,17% menjadi US$945 pada tahun 2023 dibandingkan US$1.029 pada tahun 2022.

Listrik

Pada tahun 2023, Perseroan mencatatkan pendapatan sebesar US$71 juta dari penjualan dan jasa listrik dimana pada tahun 2023, Perseroan telah mengakuisisi 70% saham PT Krakatau Chandra Energi, sebuah perusahaan pembangkit energi (d/h PT Krakatau Daya Listrik).

Penyewaan Tangki dan Dermaga

Pendapatan dari penyewaan tangki dan dermaga mengalami penurunan sebesar 7,60% menjadi US$6 juta pada tahun 2023 dari US$7 juta pada tahun 2022. Perubahan ini terutama disebabkan oleh penurunan penggunaan tangki dan dermaga pada tahun 2023.

2022, which was US$280 million. This was mainly due to a decrease in sales volume from 221.2 KT to 209.5 KT, or around 5.26% in the current year. There was also a 12.93% decrease in average selling price per ton of US$1,083 compared to US$1,244 in 2022.

Butadiene

Revenue from Butadiene and its by-product sales in 2023 was US$149 million, 8.26% lower compared to 2022, which was US$163 million. This decrease was mainly caused by 11.31% decrease in average selling price per ton of US$935 compared to US$1,054 in 2022. Meanwhile, there was a 30.51% increase in sales volume to 123.7 KT in 2023 compared to 89.9 KT in 2022.

Butene-1 & MTBE

In 2023, the Company recorded US$75 million in revenue from Butene-1 and MTBE sales. In comparison to 2022, which was US$40 million, there was a 90.24% increase. This change occurred mainly due to an increase in sales volume from 36.6 KT to 77 KT, or around 110.40%. Meanwhile, there was an 8.17% decrease in average selling price of US$945 in 2023 compared to US$1,029 in 2022.

Electricity

In 2023, the Company recorded US$71 million in net revenue from electricity sales and services where in 2023, the Company has acquired the 70% shares of PT Krakatau Chandra Energi, an energy generating company (previously known as PT Krakatau Daya Listrik).

Tanks and Jetty Rental

Revenue from tank and jetty rentals decreased 7.60% to US$6 million in 2023 from US$7 million in 2022. This change mainly caused by decrease in tank and jetty utilization in 2023.

Profitabilitas per Segmen
Profitability per Segment

(dalam ribuan US$, kecuali dinyatakan lain)
(in thousands of US$, unless stated otherwise)

Segmen | Segment	2023	2022	Perubahan Changes (%)
Olefin	63.807	36.369	75,44%
Polyolefin	(15.116)	(31.610)	52,18%
Styrene Monomer	(5.893)	(12.647)	53,40%
Butadiene	12.128	(13.308)	191,13%
MTBE & Butene-1	17.206	3.763	357,24%
Electricity	3.772	-	100,00%
Tanks & Jetty Rental	5.926	6.480	(8,55%)
Jumlah Total	**81.830**	**(10.953)**	**847,10%**

TINJAUAN KINERJA KEUANGAN
Financial Performance Overview

Laporan analisis kinerja keuangan PT Chandra Asri Pacific Tbk ("Chandra Asri Group", "Perseroan") yang disampaikan pada bagian ini telah sesuai dengan Laporan Keuangan Konsolidasian Chandra Asri Group dan Entitas Anak untuk tahun yang berakhir pada tanggal 31 Desember 2023 dan 2022. Laporan Keuangan tersebut diaudit oleh Kantor Akuntan Publik (KAP) Imelda dan Rekan dengan opini wajar tanpa modifikasian yang terdapat dalam Laporan Tahunan ini.

The financial performance analysis of PT Chandra Asri Petrochemical Tbk ("Chandra Asri Group", the "Company") presented in this section is in accordance with the Consolidated Financial Statements of Chandra Asri Group and its subsidiaries for the years ended 31 December 2023, and 2022. The Financial Statements were audited by the Public Accounting Firm (KAP) Imelda dan Rekan with the unmodified opinion contained in this Annual Report.

Laporan Laba Rugi
Statements of Profit or Loss

(dalam ribuan US$)
(in thousands of US$)

Deskripsi Description	2023	2022	2021*
Pendapatan Revenues	2.159.932	2.384.591	2.580.425
Beban Pokok Pendapatan Cost of Revenues	(2.078.102)	(2.395.545)	(2.235.404)
Laba (Rugi) Kotor Gross Profit (Loss)	81.830	(10.954)	345.021
(Rugi) Laba Tahun Berjalan (Loss) Profit for the Year	(31.547)	(149.399)	151.869
Penghasilan Komprehensif Lain Other Comprehensive Income	(2.496)	39.981	286
(Rugi) Penghasilan Komprehensif Tahun Berjalan Comprehensive (Loss) Income for the Year	(34.043)	(109.418)	152.155
(Rugi) Laba Per Saham Dasar Basic (Loss) Earnings per Share	(0,0005)	(0,0021)	0,0021
EBITDA	129.968	5.263	356.185

*disajikan kembali | restated

Pendapatan
Akumulasi pendapatan Chandra Asri Group pada tahun 2023 mencapai US$2.160 juta, menurun 9,42% dibandingkan tahun 2022. Penurunan ini terutama karena menurunnya volume penjualan dan penurunan harga jual.

Kontributor utama pendapatan bersih Perseroan berasal dari segmen Polyolefin, dengan porsi mencapai 58.70% terhadap total pendapatan bersih. Lainnya adalah Olefins dengan kontribusi 16,57%, Styrene Monomer sebesar 10,72%, Butadiene sebesar 6,92%, Butene-1 & MTBE sebesar 3,49%, listrik sebesar 3,30% serta penyewaan tangki dan dermaga sebesar 0,30%.

Beban Pokok Pendapatan
Beban pokok pendapatan Chandra Asri Group terutama terdiri dari bahan baku yang digunakan dalam operasi

Revenues
In 2023, Chandra Asri Group's accumulated revenues reached US$2,160 million; 9.42% lower than in 2022. This decrease was primarily due to decline in sales volume and lower selling price.

Polyolefin was the main component that contributed the most to the Company's net revenues, which amounts to approximately 58.70% of total net revenues. After that, in sequence, Olefins contributed 16.57%, Styrene Monomer contributed 10.72%, Butadiene contributed 6.92%, Butene-1 & MTBE contributed 3.49%, electricity contributed 3.30% and tank and jetty rental contributed 0.30%.

Cost of Revenues
The cost of revenue for Chandra Asri Group is primarily derived from raw materials used in manufacturing operations,

produksi, seperti Naphtha dan Benzene. Selain itu, termasuk dalam beban pokok pendapatan adalah tenaga kerja langsung dan biaya produksi.

Pada tahun 2023, beban pokok pendapatan dicatat sebesar US$2.078 juta, menurun sebesar 13,25% dibandingkan tahun 2022 yang sebesar US$2.396 juta. Penurunan itu terutama disebabkan oleh penurunan harga bahan baku. Harga Naphtha menurun dari rata-rata sekitar US$814 per ton menjadi US$650 per ton.

(Rugi) Laba Kotor

Sejalan dengan perkembangan di atas, laba kotor Perseroan meningkat sebesar 847,03% sehingga menghasilkan US$82 juta. Sedangkan kerugian kotor pada tahun sebelumnya sebesar US$11 juta. Peningkatan tersebut disebabkan oleh pendapatan Perseroan yang pada FY 2023 mampu mengkompensasi beban pokok pendapatan.

(Beban) Pendapatan Operasional

(Beban) pendapatan operasi Chandra Asri Group terdiri dari laba (rugi) kotor dikurangi beban penjualan, beban umum, dan administrasi. Pada tahun 2023, total beban operasional Perseroan mencapai US$27,9 juta, menurun 76,02% dibandingkan tahun 2022 yang sebesar US$116,2 juta.

Kontributor utama penurunan beban operasional adalah kenaikan laba kotor sekitar US$92 juta. Selain itu, terdapat penurunan beban umum dan administrasi sebesar 5,66% dibandingkan tahun 2022 menjadi US$41 juta, sementara beban penjualan meningkat sebesar 11,15%.

(Rugi) Laba Sebelum Pajak

Chandra Asri Group membukukan rugi sebelum pajak tahun 2023 sebesar US$55 juta, turun 69,08% dibandingkan rugi sebelum pajak tahun 2022 yang sebesar US$177 juta. Penurunan ini terutama disebabkan oleh kenaikan laba kotor dan pendapatan keuangan tahun berjalan.

Manfaat (Beban) Pajak Penghasilan

Total manfaat pajak Perseroan pada tahun 2023 mencapai US$23 juta, sementara pada tahun sebelumnya sebesar US$27 juta. Perubahan sebesar 14,99% ini terjadi karena Perseroan membukukan rugi sebelum pajak yang lebih rendah pada tahun berjalan.

(Rugi) Laba Bersih Tahun Berjalan

Chandra Asri Group mengalami kerugian bersih sebesar US$32 juta pada akhir tahun buku 2023. Dibandingkan tahun sebelumnya yang mengalami kerugian bersih sebesar US$149 juta, terjadi penurunan sebesar 78,88%.

Rincian realisasi rugi bersih tahun berjalan tersebut diuraikan sebagai berikut:

- Diatribusikan kepada pemilik entitas induk rugi bersih sebesar US$34 juta, lebih rendah 77,55% dibandingkan tahun 2022 yang sebesar US$150 juta;

such as Naphtha and Benzene. Furthermore, the cost of revenue comprise of direct labor and manufacturing costs.

The total cost of revenue in 2023 was US$2,078 million, a decrease of 13.25% compared to 2022, which was US$2,396 million. The decrease is mainly due to lower raw material prices. The price of Naphtha decreased from around average of US$814 per ton to US$650 per ton.

Gross (Loss) Profit

In line with the above developments, the Company's gross profit increased by 847.03%, resulting in US$82 million. Meanwhile, the gross loss in the previous year was US$11 million. The increase is due to the Company's revenue in FY 2023 which was able to compensate the cost of revenues.

Operating (Expenses) Income

Chandra Asri Group's operating income (expenses) consists of gross profit (loss) with less selling expenses, general, and administrative expenses. In 2023, the Company's total operating expenses reached US$27.9 million, a decrease of 76.02% compared to 2022, which was US$116.2 million.

The main contributor to the decrease in operating expenses is the increase in gross profit by around US$92 million. In addition, there is a decrease in general and administrative expenses by 5.66% compared to 2022 to become US$41 million while the selling expenses increased by 11.15%.

(Loss) Profit Before Tax

Chandra Asri Group recorded a loss before tax in 2023 of US$55 million, a decrease of 69.08% compared to 2022, with a loss before tax of US$177 million. This decrease in loss before tax is mainly due to the increase in gross profit and finance income in current year.

Income Tax Benefits (Expenses)

The Company's total tax benefits in 2023 reached US$23 million, while the previous year was US$27 million. This 14.99% change occurred because the Company recorded lower loss before tax in current year.

Net (Loss) Profit For The Year

Chandra Asri Group had a net loss of US$32 million at the end of the 2023 fiscal year, compared to a loss of US$149 million in the previous year. As a result, there was a decrease of 78.88%.

Details of the realized net loss for the year are described as follows:

- Net loss attributable to owners of the Company in the amount of US$34 million, 77.55% lower compared to a loss in 2022, which amounted to US$150 million;

- Diatribusikan kepada kepentingan non-pengendali laba bersih sebesar US$2 juta, lebih tinggi 1.359,71% dibandingkan tahun 2022 yang sebesar US$0,1 juta.

(Rugi) Penghasilan Komprehensif Tahun Berjalan

Rugi komprehensif Perseroan pada tahun 2023 mencapai US$34 juta, menurun 68,89% dibandingkan tahun 2022 sebesar US$109,5 juta. Perubahan ini terjadi karena adanya peningkatan laba kotor pada tahun berjalan.

Rincian realisasi rugi komprehensif tahun berjalan tersebut diuraikan sebagai berikut:

- Diatribusikan kepada pemilik entitas induk rugi komprehensif sebesar US$36 juta, lebih rendah 67,13% dibandingkan tahun 2022 yang sebesar US$110 juta;
- Diatribusikan kepada kepentingan non-pengendali laba komprehensif sebesar US$2 juta, meningkat 1.314,39% dari tahun 2022 yang sebesar US$0,1 juta.

(Rugi) Laba Per Saham Dasar

Mengacu pada perkembangan yang ada, rugi per saham dasar Chandra Asri Group pada tahun 2023 menjadi US$0,0005. Dibandingkan tahun 2022 yang sebesar US$0,0021, terjadi peningkatan sebesar 76,19%.

- Net profit attributable to non-controlling interests in the amount of US$2 million, 1,359.71% higher compared to 2022, which amounted to US$0.1 million.

Comprehensive (Loss) Income for The Year

The Company's comprehensive loss in 2023 reached US$34 million, a decrease of 68.89% compared to 2022, which was US$109.5 million. This change happened because of the increment in the gross profit in the current year.

Details of the realized comprehensive loss for the year are described as follows:

- Comprehensive loss attributable to owners of the Company reached US$36 million, 67.13% lower compared to 2022, which was US$110 million;
- Comprehensive income attributable to non-controlling interests of US$2 million, 1,314.39% higher compared to 2022, which was US$0.1 million.

Basic (Loss) Earnings Per Share

Referring to existing developments, Chandra Asri Group's basic loss per share in 2023 reached US$0.0005. Compared to 2022, which was US$0.0021, there was an improvement of 76.19%.

Laporan Posisi Keuangan
Statements of Financial Position

(dalam ribuan US$)
(in thousands of US$)

Deskripsi Description	2023	2022	2021*
Aset Lancar Current Assets	2.837.420	2.281.544	2.926.390
Aset Tidak Lancar Non-Current Assets	2.777.032	2.648.327	2.066.670
Jumlah Aset Total Assets	5.614.452	4.929.871	4.993.060
Liabilitas Jangka Pendek Current Liabilities	817.322	607.683	931.799
Liabilitas Jangka Panjang Non-Current Liabilities	1.803.230	1.513.082	1.128.789
Jumlah Liabilitas Total Liabilities	2.620.552	2.120.765	2.060.588
Jumlah Ekuitas Total Equity	2.993.900	2.809.106	2.932.472
Investasi pada Entitas Asosiasi Investment in Associates	135.697	0	0
Modal Kerja Bersih Net Working Capital	2.020.098	1.673.861	1.994.591

*disajikan kembali | restated

ASET

Pada tahun 2023, aset yang dibukukan oleh Chandra Asri Group meningkat 13,89%, menjadi US$5.614 juta, dari US$4.930 juta pada tahun 2022. Peningkatan tersebut

ASSETS

In 2023, the assets recorded by Chandra Asri Group increase by 13.89%, to US$5,614 million, from US$4,930 million in 2022. The increase was mainly caused by Group's acquisition

terutama disebabkan oleh aktivitas akuisisi Group terhadap PT Krakatau Chandra Energi (sebelumnya PT Krakatau Daya Listrik) pada Q1 2023.

activity of PT Krakatau Chandra Energi (formerly PT Krakatau Daya Listrik) in Q1 2023.

Porsi aset lancar Perseroan mencapai 50,54% atau US$2.837 juta dari total aset. Dibandingkan tahun sebelumnya sebesar US$2.282 juta, terjadi kenaikan sebesar 24,36% yang dikontribusikan oleh peningkatan seluruh akun aset lancar, terutama karena akuisisi aset PT Krakatau Chandra Energi pada tahun buku 2023.

The portion of the Company's current assets reached 50.54% or US$2,837 million of the total assets. Compared to the previous year, which was US$2,282 million, there was an increase of 24.36%, which was contributed by increment of all accounts in current assets, mainly due to the Company acquiring assets of PT Krakatau Chandra Energi in fiscal year 2023.

Sementara itu, aset tidak lancar Perseroan mencapai US$2.777 juta, lebih tinggi 4,86% dibandingkan tahun sebelumnya yang berjumlah US$2.648 juta. Perubahan ini terutama disebabkan oleh peningkatan investasi pada entitas asosiasi, aset tetap, properti investasi dan *goodwill* yang dikurangi dengan penurunan aset tidak lancar lainnya.

Meanwhile, the Company's non-current assets reached US$2,777 million, 4.86% higher than the previous year, which amounted to US$2,648 million. This change was mainly contributed by the increase in investment in associates, fixed assets, investment properties and goodwill netted off by the decrease in other non-current assets.

LIABILITAS

Posisi liabilitas Chandra Asri Group pada tahun 2023 mencapai US$2.621 juta, lebih besar 23,57% dibandingkan tahun 2022 sebesar US$2.121 juta. Perubahan ini terutama disebabkan oleh peningkatan utang bank dan utang obligasi setelah dikurangi penurunan liabilitas pajak tangguhan dan liabilitas keuangan derivatif.

Porsi liabilitas jangka pendek Perseroan mencapai 31,19%, yaitu senilai US$817 juta terhadap total liabilitas. Dibandingkan tahun sebelumnya sebesar US$608 juta, terjadi kenaikan sebesar 34,50%. Perubahan ini terutama disebabkan oleh peningkatan utang usaha, uang muka pelanggan, biaya yang masih harus dibayar, dan utang bank jangka pendek setelah dikurangi dengan penurunan utang obligasi yang jatuh tempo dalam satu tahun.

Liabilitas jangka panjang mencapai US$1.803 juta, dengan porsi sebesar 68,81% terhadap total liabilitas. Nilai tersebut mengalami kenaikan 19,18% dibandingkan tahun sebelumnya sebesar US$1.513 juta. Perubahan liabilitas jangka panjang ini disebabkan oleh peningkatan utang bank, utang obligasi, dan liabilitas imbalan kerja setelah dikurangi dengan penurunan liabilitas keuangan derivatif.

LIABILITIES

Chandra Asri Group's liabilities position in 2023 reached US$2,621 million, 23.57% higher compared to 2022, which was US$2,121 million. The changes was mainly due to increase in bank loan and bonds payable netted with decrease in deferred tax liabilities and derivative financial liabilities.

The portion of the Company's current liabilities reached 31.19%, which amounted to US$817 million of the total liabilities. Compared to the previous year, which was US$608 million, there was an increase of 34.50%. This change was primarily due to increase in trade payable, customer advances, accrued expenses and short-term bank loans netted of with decline of current maturities of bonds payable.

In terms of non-current liabilities, it amounted to US$1,803 million and the portion was 68.81% of total liabilities. This value experienced an increase of 19.18% compared to the previous year, which was US$1,513 million. This change in non-current liabilities was caused by increment in bank loans, bonds payable and employee benefit obligation, netted of with the decrease of derivative financial liabilities.

EKUITAS

Total ekuitas Chandra Asri Group pada 31 Desember 2023 sebesar US$2.994 juta, lebih tinggi 6,58% dibandingkan tahun 2022 sebesar US$2.809 juta. Kondisi ini disebabkan oleh peningkatan kepentingan non-pengendali CDI dan anak perusahaannya yang dikurangi dengan rugi komprehensif tahun berjalan serta pembayaran dividen tunai pada tahun berjalan.

EQUITY

Chandra Asri Group's total equity on 31 December 2023, was US$2,994 million, higher by 6.58% compared to 2022, which was US$2,809 million. This condition was caused by increase in non-controlling interests of CDI and its subsidiaries netted with the current year's comprehensive loss as well as payment of cash dividends in current year.

LAPORAN ARUS KAS

STATEMENTS OF CASH FLOW

(dalam ribuan US$) | (in thousands of US$)

Deskripsi Description	2023	2022	2021
Arus Kas dari Aktivitas Operasional Cash Flows from (Used in) Operating Activities	132.175	(249.400)	221.854
Arus Kas dari Aktivitas Investasi Cash Flows Used in Investing Activities	(414.281)	(290.993)	(695.834)
Arus Kas dari Aktivitas Pendanaan Cash Flows from Financing Activities	317.930	365.238	1.134.191
(Penurunan) Kenaikan Bersih Kas dan Setara Kas Net Increase (Decrease) in Cash and Cash Equivalents	35.824	(175.155)	660.211
Kas dan Setara Kas Awal Tahun Cash and Cash Equivalents at Beginning of Year	1.403.973	1.579.128	918.917
Kas dan Setara Kas Akhir Tahun Cash and Cash Equivalents at End of Year	1.439.797	1.403.973	1.579.128

Kas bersih Chandra Asri Group dari aktivitas operasional tercatat sebesar US$132 juta pada tahun 2023, meningkat 153% dari tahun 2022 yang merupakan kas yang digunakan sekitar US$249 juta. Peningkatan ini disebabkan oleh lebih rendahnya pembayaran kepada pemasok, Direksi dan karyawan pada tahun berjalan dibandingkan tahun 2022.

Chandra Asri Group's net cash from operational activities was recorded at US$132 million in 2023, an increase of 153% from 2022, which was cash used around US$249 million. The increase was due to lower payment to suppliers, the Board of Directors and employees in current year compared to 2022.

Kas bersih yang digunakan untuk aktivitas investasi untuk tahun 2023 tercatat sebesar US$414 juta, lebih tinggi 42,37% dibandingkan tahun 2022 sebesar US$291 juta. Perubahan tersebut terutama disebabkan oleh aktivitas akuisisi entitas anak dan perusahaan asosiasi dalam tahun buku 2023.

Net cash used in investing activities for 2023 was recorded at US$414 million, 42.37% higher compared to 2022, which was US$291 million. The changes were mainly due to acquisition activities of subsidiaries and associates in fiscal year 2023.

Sedangkan kas bersih yang diperoleh dari aktivitas pendanaan mencapai US$318 juta, turun 12,95% dibandingkan tahun 2022 sebesar US$365 juta. Perubahan ini terutama disebabkan oleh peningkatan pembayaran beban keuangan, pembayaran dividen tunai & peningkatan pembayaran utang obligasi, dikurangi dengan penurunan penerimaan utang bank & penarikan utang obligasi serta penerimaan investasi pada saham entitas anak oleh kepentingan non-pengendali Perseroan.

Meanwhile, net cash obtained from financing activities reached US$318 million, a 12.95% decrease compared to 2022, which was US$365 million. The changes were mainly due to higher payment for financial charges, payment of cash dividend & increase in payment for bonds payable, netted of with the lower receipt of bank loan & bonds payable withdrawal and proceeds from investment in shares of subsidiary by Company's non-controlling interest.

Seiring dengan perubahan-perubahan tersebut, kas dan setara kas yang dibukukan Chandra Asri Group pada akhir tahun mencapai US$1.440 juta. Dibandingkan dengan awal tahun, terjadi peningkatan sebesar 2,55%.

In line with these changes, cash and cash equivalents, which were recorded by Chandra Asri Group at the end of the year reached US$1,440 million. Compared to the beginning of the year, there was an increase of 2.55%.

KEMAMPUAN MEMBAYAR UTANG

ABILITY TO PAY DEBT

Sumber utama likuiditas Perseroan berasal dari saldo kas, kas yang dihasilkan secara internal dari operasi, fasilitas pembiayaan perdagangan, utang berjangka, dan penerbitan obligasi. Persyaratan modal Perseroan terkait dengan pendanaan modal kerja, belanja modal, dan utang.

The Company's principal sources of liquidity come from cash on hand, internally generated cash from operations, trade finance facilities, term loans, and bond issuance. The Company's capital requirements are related to the funding of working capital, capital expenditures, and loans.

Pada 31 Desember 2023, Perseroan mencatat Kas dan Setara Kas sebesar US$1.439,80 juta, dan total pinjaman dan pinjaman bank sebesar US$1.760,20 juta yang terdiri dari US$10,65 juta utang bank jangka pendek, US$59,28 juta utang

As of 31 December 2023, the Company posted US$1,439.80 million for cash and cash equivalents and US$1,760.20 million for total loans and bank loans, consisting of US$10.65 million in short-term bank loans, US$59.28 million in long-term bank

bank jangka panjang yang jatuh tempo dalam satu tahun, US$18,08 juta utang obligasi yang jatuh tempo dalam satu tahun, dan US$2,02 juta sewa pembiayaan yang jatuh tempo dalam satu tahun, US$1.055,08 juta liabilitas jangka panjang dalam utang bank jangka panjang, US$588,45 juta utang obligasi jangka panjang, US$7,15 juta utang sewa pembiayaan (liabilitas jangka panjang) selain liabilitas keuangan derivatif sebesar US$19,50 juta. Liabilitas ini mewakili rasio Utang terhadap Kapitalisasi sebesar 37%.

loans with maturities in one year, US$18.08 million in bonds payable with maturities in one year and US$2.02 million of finance leases with maturities in one year, US$1,055.08 million for non-current liabilities in long-term bank loans, US$588.45 million in long-term bonds payable, US$7.15 million in finance leases payable (non-current liabilities) other than derivative financial liabilities, which amounted to US$19.50 million. These liabilities represents a Debt to Capitalization ratio of 37%.

Kolektibilitas Piutang

Pada tahun 2023, total piutang usaha Perseroan tercatat US$154 juta. Dibandingkan tahun 2022 sebesar US$105 juta, terjadi peningkatan sebesar 46,17%.

Sedangkan tingkat pengembalian piutang mencapai 22 hari. Tidak ada perubahan dibandingkan tahun 2022 yang sebesar 22 hari.

Receivables Collectability

In 2023, the Company recorded the total trade accounts receivable of US$154 million. There was a 46.17% increase in comparison to 2022, which was US$105 million.

Meanwhile, the receivables turnover rate reached 22 days. There is no change compared to 2022, which was 22 days.

STRUKTUR MODAL

Kebijakan atas Struktur Modal dan Dasar Penentuannya

Pengelolaan struktur modal Chandra Asri Group bertujuan untuk memastikan keberlangsungan usaha. Selain itu, juga sebagai upaya memaksimalkan imbal hasil bagi para pemangku kepentingan melalui optimalisasi saldo utang dan ekuitas.

Oleh karena itu, Perseroan secara aktif dan berkala mengkaji dan mengelola struktur permodalan untuk memastikan kondisi optimal serta imbal hasil bagi Pemegang Saham. Dalam kebijakan ini, Perseroan mempertimbangkan kebutuhan modal dan efisiensi modal Perseroan di masa depan, realisasi dan proyeksi profitabilitas, arus kas operasi, rencana belanja modal, dan peluang investasi.

Sejalan dengan kebijakan keuangan yang konservatif, Perseroan mempertahankan rasio *gearing* yang relatif rendah, yaitu sebesar 37% dari rasio utang terhadap modal pada tahun 2023.

Posisi Struktur Modal

Rincian struktur permodalan Perseroan disajikan dalam tabel di bawah ini:

CAPITAL STRUCTURE

Policy on Capital Structure and Its Determination Basis

Chandra Asri Group's capital structure management aims to ensure business continuity. In addition, also as an effort to maximize returns for stakeholders through the optimization of debt and equity balances.

Therefore, the Company actively and regularly reviews and manages its capital structure to ensure optimal conditions as well as returns for Shareholders. In this policy, the Company considers the capital requirements and capital efficiency of the Company in the future, realized and projected profitability, operating cash flows, capital expenditure plans, and investment opportunities.

In line with its conservative financial policy, the Company maintained a relatively low gearing ratio, i.e., 37% of the debt-to-capital ratio for 2023.

Capital Structure Position

Details of the Company's capital structure are presented in the table below:

(dalam ribuan US$)
(in thousands of US$)

Deskripsi Description	2023	2022	2021
Pinjaman Debt	1.760.201	1.495.606	1.079.768
Jumlah Ekuitas Total Equity	2.993.900	2.809.106	2.932.472
Jumlah Kapitalisasi Total Capitalization	4.751.329	4.304.712	4.012.240
Rasio Pinjaman terhadap Kapitalisasi (%) Debt-to-Capital Ratio (%)	37	35	27

IKATAN MATERIAL UNTUK INVESTASI BARANG MODAL DAN REALISASI INVESTASI

Perseroan dan entitas anaknya saat ini sedang menjalankan beberapa proyek barang modal besar untuk ekspansinya sebagai berikut:

Pabrik Naphtha Cracker kedua dalam rangka ekspansi Perseroan. Total biaya tahap awal pembangunan pabrik baru ini sebesar US$372 juta dengan total pengeluaran sebesar US$372 juta sampai dengan 31 Desember 2023.

Pada Juni 2013, Perseroan dan entitas anaknya menandatangani perjanjian usaha patungan dengan Compagnie Financiere Michelin (Michelin). Dalam perjanjian tersebut, Perseroan dan entitas anaknya setuju untuk menjual dan/atau memasok Butadiene kepada SRI secara non-eksklusif. Perseroan juga akan berbagi fasilitas dan menyediakan pelayanan untuk mendukung kegiatan usaha dan operasional SRI, berupa antara lain HP *steam, jetty* dan gudang penyimpanan, pembuangan limbah, akses jalan, dan lain-lain. Perjanjian tersebut berlaku kecuali diakhiri berdasarkan kesepakatan bersama dari para pihak.

Pada tanggal 27 April 2018, CAP2 mengadakan perjanjian dengan Lummus Technology LLC untuk pengadaan desain dan lisensi Teknik untuk pabrik Olefins dan Butadiene; Basell Polyolefine GmbH dan Basell Poliolefine Italia S.r.l. untuk pengadaan lisensi proses pabrik HDPE dan LDPE; GTC Technology US, LLC untuk pengadaan lisensi, rekayasa dasar dan teknik teknologi Aromatic Recovery Unit (ARU); dan Texplore Co., Ltd., untuk pengadaan lisensi teknologi E-Lene untuk pabrik Polypropylene. Pabrik akan dibangun di Cilegon, Banten dan seluruh pekerjaan tersebut diharapkan untuk selesai pada 2026-2027.

Pada tanggal 10 Januari 2020, CAP2 menandatangani perjanjian dengan Foster Wheeler (Thailand) Limited untuk lisensi *Front-End Engineering Design Contract* untuk *Balance of Complex* (desain untuk fasilitas umum seperti jalan, penerangan jalan, telekomunikasi, dan drainase).

Pada tanggal 4 Mei 2020, Perseroan menandatangani perjanjian sewa menyewa gudang dengan PT Panca Puri Perkasa, yang berlokasi di kawasan Krakatau Industrial Estate Cilegon, Jalan Asia Raya, Kelurahan Kotasari, Kecamatan Gerogol, Kota Cilegon, Provinsi Banten, seluas 25.704 m^2, yang akan berakhir pada 23 Oktober 2030.

Pada tanggal 16 Juni 2020, Perseroan menandatangani perjanjian pemanfaatan lahan untuk pemasangan jalur pipa gas dengan PT Pertamina Gas, yang berakhir pada tanggal 14 Agustus 2026.

MATERIAL COMMITMENT FOR CAPITAL GOODS INVESTMENT AND INVESTMENT REALIZATION

The Company and its subsidiaries are currently carrying out the following large capital goods projects for expansion:

The second Naphtha Cracker plant in the context of the Company's expansion. The total cost for the initial construction phase of this new plant was US$372 million with a total expenditure of US$372 million as of 31 December 2023.

The Company and its subsidiaries signed a joint venture agreement with Compagnie Financiere Michelin (Michelin) in June 2013. The Company and its subsidiaries agreed in the agreement to sell and/or supply Butadiene to SRI on a nonexclusive basis. In addition, the Company will share facilities and provide services to support SRI's business activities and operations, such as HP steam, jetty and storage warehouses, waste disposal, road access, and others. Unless terminated by mutual agreement of the parties, the agreement remains in effect.

On 27 April 2018, CAP2 entered into an agreement with Lummus Technology LLC for the procurement of Engineering design and licenses for the Olefins and Butadiene plants; Basell Polyolefine GmbH and Basell Poliolefine Italia S.r.l. for the procurement of HDPE and LDPE plant process licenses; GTC Technology US, LLC for the procurement of licenses, basic engineering and engineering of Aromatic Recovery Unit (ARU) technology; and Texplore Co. Ltd. to license E-Lene technology for the Polypropylene plant. The plant will be built in Cilegon, Banten, and all works are expected to be completed in 2026-2027.

On 10 January 2020, CAP2 entered into an agreement with Foster Wheeler (Thailand) Limited for Front-End Engineering Design Contract license for Balance of Complex (designs for public facilities such as roads, street lighting, telecommunications, and drainage).

On 4 May 2020, the Company signed a lease agreement for the warehouse, which is located at the Krakatau Industrial Estate Cilegon area, Asia Raya Street, Kotasari Village, Gerogol District, Cilegon City, Banten Province, covering an area of 25,704 m^2, with PT Panca Puri Perkasa, which will end on 23 October 2030.

On 16 June 2020, the Company signed a land use agreement for the installation of gas pipeline with PT Pertamina Gas, which will expire on 14 August 2026.

Pada tanggal 23 November 2021, CAP2 menandatangani perjanjian dengan Toyo Engineering Corporation untuk kontrak desain konstruksi terperinci sehubungan dengan pembangunan pabrik CAP2 tahap A. Kemudian pada tanggal 20 Desember 2021, CAP2 juga menandatangani perjanjian dengan Samsung Engineering Co., Ltd. sebagai kontraktor untuk melaksanakan jasa Dasar Perencanaan *Engineering* ("FEED") atas pabrik CAP2 tahap A.

On 23 November 2021, CAP2 entered into an agreement with Toyo Engineering Corporation for a detailed construction design contract in connection with the construction of phase A of the CAP2 plant. Furthermore, on 20 December 2021, CAP2 also signed an agreement with Samsung Engineering Co., Ltd. as a contractor to carry out Basic Engineering Planning ("FEED") services for phase A of the CAP2 plant.

Pada tanggal 27 Februari 2023, CDI menandatangani akta pengambilalihan saham dan akta jual beli saham dua entitas anak milik PT Krakatau Sarana Infrastruktur (KSI), yaitu PT Krakatau Daya Listrik (KDL) dan PT Krakatau Tirta Industri (KTI). CDI membeli saham KSI di KDL sebesar 70% dan nilai saham KSI di KTI sebesar 49%, dengan nilai Rp3,24 triliun (setara dengan US$210 juta).

On 27 February 2023, CDI signed the deed of acquisition of shares and the deed of sale and purchase of shares for two subsidiaries owned by PT Krakatau Sarana Infrastruktur (KSI), namely PT Krakatau Daya Listrik (KDL) and PT Krakatau Tirta Industri (KTI). CDI purchased KSI's shares in KDL by 70% and the value of KSI's shares in KTI by 49%, with a value of Rp3.24 trillion (equivalent to US$210 million).

Pada tanggal 17 Februari 2023, Perusahaan menandatangani perpanjangan kontrak perjanjian Network Integration, Optimization, dan IT Infrastructure Manage Services dengan PT Kyndryl Solutions Indonesia ("Kyndryl"). Berdasarkan perjanjian ini, Kyndryl setuju untuk menyediakan peralatan dan infrastruktur TI kepada Perseroan. Perjanjian ini akan berakhir pada tanggal 31 Maret 2028.

On 17 February 2023, the Company entered into a contract extension on the agreement of Network Integration, Optimization and IT Infrastructure Manage Services with PT Kyndryl Solutions Indonesia ("Kyndryl"). Under this agreement, Kyndryl agreed to provide IT equipment and infrastructure to the Company. This agreement will expire on 31 March 2028.

Pada tanggal 4 Agustus 2023, CAA telah menunjuk dan menandatangani perjanjian dengan dua kontraktor, yaitu China Tianchen Engineering Corporation dan China Chengda Engineering Co., Ltd. untuk mengerjakan Front-End Engineering Design ("FEED") untuk pembangunan pabrik CAA.

On 4 August 2023, CAA has appointed and signed agreements with two contractors namely China Tianchen Engineering Corporation dan China Chengda Engineering Co., Ltd. to work on the Front-End Engineering Design ("FEED") for its construction of CAA's plants.

Pada tanggal 19 September 2023, CAA telah menunjuk dan menandatangani perjanjian *Joint Operation* dengan PT PP (Persero) Tbk dan PT Seven Gates Indonesia untuk mengerjakan persiapan lahan.

On 19 September 2023, CAA has appointed and signed Joint Operation Agreements with PT PP (Persero) Tbk and PT Seven Gates Indonesia to work on land preparation.

SUMBER DANA YANG DIGUNAKAN

Dalam ikatan material investasi barang modal, Perseroan memprioritaskan penggunaan dana dari kas internal. Kendati demikian, tidak menutup kemungkinan bagi Perseroan untuk mencari pendanaan yang sesuai dengan kapasitas Perseroan, setelah melalui analisis keuangan yang memadai.

SOURCE OF FUNDS USED

In terms of material commitment to capital goods investment, the Company prioritizes the use of proceeds from internal cash. Nevertheless, it is possible for the Company to seek funding that is in accordance with the Company's capacity, after going through adequate financial analysis.

DENOMINASI MATA UANG DAN UPAYA MITIGASI

Dalam ikatan material tersebut, mata uang yang digunakan terutama dalam denominasi dolar AS. Namun ada juga dalam denominasi mata uang rupiah dan mata uang asing lainnya. Untuk transaksi dengan mata uang selain dolar AS, Perseroan telah memiliki mekanisme untuk memitigasi potensi risiko yang muncul, seperti melalui kebijakan lindung nilai (*hedging*) atau mekanisme lainnya.

CURRENCY DENOMINATION AND MITIGATION MEASURES

In this material commitment, the currency used is primarily denominated in US dollar. But some are denominated in rupiah and other foreign currencies. For transactions in currencies other than the US dollar, the Company has a mechanism to mitigate potential risks that arise, such as through hedging policies or other mechanisms.

INFORMASI DAN FAKTA MATERIAL YANG TERJADI SETELAH TANGGAL LAPORAN AKUNTAN

Pada tanggal 4 Maret 2024, Perseroan melakukan penerbitan atas Obligasi Berkelanjutan IV Chandra Asri Pacific Tahap IV Tahun 2024 sejumlah Rp1,5 triliun (setara dengan US$96,1 juta).

PROSPEK USAHA 2024

Dalam laporan "World Economic Outlook" edisi Oktober 2023, Dana Moneter Internasional (IMF) memperkirakan pertumbuhan ekonomi global pada tahun 2024 sebesar 2,9%, lebih rendah sekitar 3,0% dari tahun 2023. Hal ini terutama disebabkan oleh tekanan geopolitik, seperti perang Rusia dan Ukraina, yang terus menghambat pemulihan ekonomi.

Pemerintah Indonesia menguraikan sejumlah faktor yang mempengaruhi perlambatan perekonomian global dalam "Catatan Keuangan dan Rancangan Anggaran Pendapatan dan Belanja Negara Tahun Anggaran 2024". Hal tersebut antara lain tekanan sektor keuangan, kesulitan membayar utang (*debt distress*), dampak eskalasi perang di Ukraina, tingkat inflasi, dan tingginya suku bunga dalam jangka panjang.

Perekonomian Indonesia diperkirakan tumbuh 5,2% pada tahun 2024 dengan mempertimbangkan proyeksi perekonomian global, fundamental perekonomian yang kuat, serta kebijakan fiskal yang cermat, responsif, dan prudent. Kinerja tersebut akan didukung oleh stabilnya inflasi dan nilai tukar rupiah terhadap dolar AS.

Selain itu, sejumlah asumsi yang dibuat pemerintah antara lain: harga minyak US$80 per barel, nilai tukar rupiah Rp15.000, dan inflasi 2,8%.

Di tengah situasi yang dinamis tersebut, Chandra Asri Group meyakini industri petrokimia yang tetap menjadi bisnis inti Perseroan memiliki prospek yang baik, terutama untuk kebutuhan dalam negeri yang masih sangat tinggi.

Indonesia juga masih tergolong net importir. Sementara itu, Perseroan merupakan pemain industri terintegrasi terbesar di Indonesia, sehingga peluang untuk menembus pasar dalam negeri sangatlah penting. Oleh karena itu, peluang pertumbuhan bagi prospek usaha Perseroan pada tahun mendatang tetap terbuka.

Selain itu, lini bisnis Chandra Asri Group semakin berkembang. Tidak hanya fokus pada industri kimia tetapi juga pada solusi infrastruktur, khususnya di bidang energi dan air, serta

MATERIAL FACTS AND INFORMATION OCCURRING AFTER THE DATE OF THE ACCOUNTANT REPORT

On 4 March 2024, the Company issued Shelf Registration Bonds IV Chandra Asri Pacific Phase IV Year 2024, amounting to Rp1.5 trillion (equivalent to US$96.1 million).

BUSINESS PROSPECTS 2024

The International Monetary Fund (IMF) estimated global economic growth in 2024 at 2.9% in its October 2023 edition of the "World Economic Outlook" report, lower from around 3.0% in 2023. This was primarily due to geopolitical pressures, such as the Russian and Ukrainian wars, which continue to impede economic recovery.

The Indonesian government outlines a number of factors influencing the global economic slowdown in the "Financial Note and Draft State Revenue and Expenditure Budget for Fiscal Year 2024." These include financial sector pressures, difficulties in repaying debts (debt distress), the impact of the escalation of the war in Ukraine, inflation rates, and long-term high interest rates.

The Indonesian economy is expected to grow 5.2% in 2024, taking into account global economic projections, strong economic fundamentals, and careful, responsive, and prudent fiscal policy. This performance will be supported by stable inflation and the rupiah's exchange rate against the US dollar.

Aside from that, the government has made a number of assumptions, including the following: the oil price is US$80 per barrel, the rupiah exchange rate is Rp15,000, and inflation is 2.8%.

In the midst of this dynamic situation, Chandra Asri Group believes that the petrochemical industry, which remains the Company's core business, has good prospects, particularly for domestic demand, which is still very high.

Furthermore, Indonesia is still classified as a net importer. Meanwhile, the Company is Indonesia's largest integrated industrial player, so the opportunity to penetrate the domestic market is essential. As a result, the Company's business prospects for the coming year remain open to growth opportunities.

In addition, Chandra Asri Group's business line is expanding. Not only focusing on the chemical industry but also on infrastructure solutions, especially in the areas of energy and

penyewaan *jetty* dan tangki. Pengembangan lini bisnis ini memperluas peluang pengembangan Perseroan, karena solusi infrastruktur memiliki pasar yang spesifik.

TARGET, REALISASI, DAN PROYEKSI

Target dan Realisasi Tahun 2023

Pendapatan

Pendapatan Bersih menurun sebesar 9,42% atau US$224,7 juta menjadi US$2.159,93 juta dari US$2.384,59 juta di tahun 2022. Selama tahun buku 2023 harga produk rata-rata lebih rendah sebesar 14,3% dibandingkan tahun sebelumnya. Namun, volume penjualan selama tahun berjalan berada di level 2.093 KT, lebih tinggi 5,6% dibandingkan tahun 2022 karena kondisi pasar dan permintaan yang lebih baik pada tahun 2023 dibandingkan tahun 2022.

(Rugi) Laba Tahun Berjalan

Tahun 2023 terus menjadi tahun yang penuh tantangan bagi seluruh pelaku petrokimia termasuk Perseroan, karena beberapa faktor seperti situasi geopolitik yang tidak stabil, dan ketidakpastian harga minyak mentah. Sementara itu, pada tahun 2023, Tiongkok membuka kembali perbatasan dan mengakhiri kebijakan *zero-Covid* yang sedikit membantu industri petrokimia. EBITDA pada tahun berjalan meningkat secara signifikan dan tercatat sebesar US$130 juta didorong oleh menguatnya dampak ekonomi global terhadap volume penjualan pada tahun 2023, namun harga jual rata-rata belum pulih. Sehingga, pada tahun 2023 Perseroan membukukan Rugi Bersih Setelah Pajak sebesar US$31,5 juta.

Struktur Modal

Chandra Asri Group mengelola Struktur Modalnya untuk memastikan bahwa Perseroan dapat melanjutkan kelangsungan usahanya dan mengatasi ketidakpastian dan tantangan melalui optimalisasi saldo utang dan ekuitas. Sejalan dengan kebijakan keuangannya, Perseroan mempertahankan rasio *gearing* yang relatif rendah sebesar 37% untuk tahun 2023, di bawah ketentuan maksimal 100%. Selama tahun 2023, Perseroan telah berhasil melunasi Obligasi yang telah jatuh tempo sebesar US$79,71 juta.

Pada tahun 2023, Perseroan telah berhasil melakukan penerbitan:

- Obligasi Berkelanjutan IV Chandra Asri Petrokimia Tahap II Tahun 2023 sebesar Rp1,25 triliun;
- Obligasi Berkelanjutan IV Chandra Asri Petrokimia Tahap III Tahun 2023 sebesar Rp1 triliun.

Target tahun 2024

Pada tahun 2024, fokus utama Perseroan tetap menjaga ketahanan dalam menghadapi dinamika dan tantangan pasar yang terus berkembang. Perseroan berkomitmen untuk beradaptasi dan berkembang dalam lingkungan ini.

water, as well as jetty and tank rentals. The development of this business line broadens the Company's opportunities for development because infrastructure solutions have a specific market.

TARGET, REALIZATION, AND PROJECTION

Target and Realization in 2023

Revenues

Net Revenues declined by 9.42% or US$224.7 million to US$2,159.93 million from US$2,384.59 million in FY 2022. During FY 2023, product prices on average was lower by 14.3% compared to the previous year. However, sales volume during the year was at the level of 2,093 KT, 5.6% higher compared to FY 2022 due to better market condition and demand in 2023 compared to the 2022.

(Loss) Profit for the Year

FY 2023 continued being a challenging year for all petrochemical players including the Company due to several factors such as unstable geopolitical situation, and uncertainties on crude oil price. Meanwhile, in FY 2023 China reopened the borders and ended the zero-Covid policy which slightly helped the petrochemical industry. EBITDA for the year increased significantly and was booked at US$130 million driven by strengthened global economic impact to the sales volume in FY 2023 but the average selling price not yet recovered. As a result, in FY 2023 Company booked Net Loss After Tax of US$31.5 million.

Capital Structure

Chandra Asri Group manages its Capital Structure to ensure that it will be able to continue as a going concern and navigate through the uncertainties and challenges through optimization of the debt and equity balances. In line with its financial policy, the Company maintained its relatively low gearing ratio of 37% for 2023, below its covenant of max 100%. During 2023, the Company has successfully paid the matured Bonds amounting US$79.71 million.

In 2023, the Company has successfully conducted issuance of:

- Shelf Registration Bonds IV Chandra Asri Petrochemical Stage II Year 2023 amounting to Rp1.25 trillion;
- Shelf Registration Bonds IV Chandra Asri Petrochemical Stage III Year 2023 amounting to Rp1 trillion.

2024 Target

In 2024, our primary focus remains on maintaining resilience in the face of evolving market dynamics and challenges. We are committed to adapting and thriving in this environment. Our reconfigured CAP2 step, known as CAA, demonstrates

Kebijakan rekonfigurasi CAP2, yang dikenal sebagai CAA, menunjukkan upaya Perseroan untuk mengoptimalkan operasi dan memastikan efisiensi.

Menyadari pentingnya infrastruktur dalam perkembangan bisnis, Perseroan berencana untuk meningkatkan investasi pada proyek infrastruktur. Inisiatif strategis ini tidak hanya meningkatkan kemampuan operasional Perseroan, tetapi juga memberikan landasan yang kuat untuk ekspansi dan daya saing di masa depan.

Selain itu, Chandra Asri Group tetap terbuka terhadap potensi merger dan akuisisi yang selaras dengan tujuan strategis Perseroan serta memberikan potensi manfaat sinergi. Posisi keuangan Perseroan yang sehat memungkinkan Chandra Asri Group untuk mengeksplorasi peluang tersebut sambil menjaga nilai pemegang saham.

Pada pertengahan tahun 2024, di tengah antisipasi adanya *Turn-Around Maintenance* (TAM), Perseroan yakin tetap mampu memenuhi permintaan pelanggan, berkat tingkat persediaan yang sehat dan ketangkasan operasional.

Komitmen Perseroan di bidang keberlanjutan juga tetap teguh. Chandra Asri Group memahami pentingnya mengintegrasikan praktik berkelanjutan ke dalam model bisnis, tidak hanya untuk pelestarian lingkungan namun juga untuk penciptaan nilai jangka panjang dan kepuasan pemangku kepentingan.

Dari sisi pendapatan, Perseroan mempertahankan keyakinan yang positif dan optimistis, yang didorong oleh pertumbuhan dari aktivitas merger dan akuisisi serta investasi infrastruktur, bahkan di tengah dinamika pada sektor petrokimia.

Mengenai struktur permodalan, Perseroan terus mengandalkan pembiayaan pinjaman, menyeimbangkan *leverage* untuk menjaga rasio *gearing* yang sehat. Pendekatan yang penuh kehati-hatian ini untuk memastikan stabilitas keuangan sekaligus memungkinkan Perseroan memanfaatkan peluang pertumbuhan dan menciptakan nilai berkelanjutan bagi para pemangku kepentingan.

our dedication to optimizing our operations and ensuring efficiency.

Recognizing the importance of infrastructure in our growth journey, we plan to increase investments in infrastructure projects. This strategic move not only enhances our operational capabilities but also lays a robust foundation for future expansion and competitiveness.

Furthermore, we are open to potential mergers and acquisitions (M&A) opportunities that align with our strategic objectives and offer synergistic benefits. Our sound financial position enables us to explore such avenues while safeguarding shareholder value.

Midway through 2024, we anticipate a Turn-Around Maintenance (TAM). Despite this, we are confident in our ability to meet customer demand, thanks to our healthy inventory level and operational agility.

Our commitment to sustainability remains unwavering. We understand the importance of integrating sustainable practices into our business model, not only for environmental stewardship but also for long-term value creation and stakeholder satisfaction.

In terms of revenue, we maintain a positive and optimistic outlook, driven by anticipated growth from M&A activities and infrastructure investments, even amidst the volatility in the petrochemical sector.

Regarding our capital structure, we continue to rely on loan financing, balancing our leverage to maintain a healthy gearing ratio. This prudent approach ensures financial stability while allowing us to capitalize on growth opportunities and create sustainable value for our stakeholders.

DIVIDEN

Kebijakan

Chandra Asri Group telah menetapkan pembayaran dividen kepada pemegang sahamnya sebesar 40% dari laba bersih Perseroan. Namun demikian, realisasi pembayaran dividen akan bergantung pada arus kas dan rencana investasi Perseroan, serta persyaratan yang dikenakan berdasarkan perjanjian pinjaman, batasan peraturan, dan persyaratan lainnya.

DIVIDEND

Policy

Chandra Asri Group has determined a dividend payment to its shareholders in the amount of 40% of the Company's net income. However, the realization of dividend payments will be subject to the Company's cash flow and investment plans, as well as requirements imposed based on loan agreements, regulatory restrictions, and other requirements.

Mengacu pada peraturan perundangan-undangan di Indonesia, keputusan mengenai dividen ditetapkan oleh pemegang saham melalui Rapat Umum Pemegang Saham Tahunan. Rekomendasinya berasal dari Dewan Komisaris dan Direksi. Perseroan dapat membagikan dividen apabila Perseroan mencatatkan saldo laba positif dan setelah dilakukan alokasi untuk dana cadangan.

Referring to the statutory regulations in Indonesia, the decision regarding dividends is determined by shareholders through the Annual General Meeting of Shareholders. The recommendation comes from the Board of Commissioners and the Board of Directors. The Company may declare dividends if the Company has positive retained earnings after deducting the reserves fund.

Rekomendasi, penetapan besaran dan pembayaran dividen oleh Direksi serta persetujuan pembagian dividen oleh Dewan Komisaris merupakan kebijaksanaan mereka sendiri. Penerapan tersebut akan bergantung pada sejumlah faktor, termasuk laba bersih Perusahaan, ketersediaan cadangan wajib, kebutuhan belanja modal, hasil usaha, dan arus kas.

The recommendation, determination of the amount and payment of dividends by the Board of Directors and approval of the distribution of dividends by the Board of Commissioners are at their own discretion. Such implementation will depend on a number of factors, including the Company's net income, availability of mandatory reserves, capital expenditure requirements, results of operations, and cash flows.

Hal tersebut selanjutnya tergantung pada berbagai faktor termasuk keberhasilan penerapan strategi bisnis Perseroan, pertimbangan keuangan, persaingan, peraturan yang berlaku, dan kondisi perekonomian secara umum. Selain itu, faktor-faktor lain yang spesifik terkait Perseroan dan industrinya. Banyak dari faktor-faktor tersebut berada di luar kendali Perseroan.

These, in turn, depend on various factors, including the successful implementation of the Company's business strategy, financial considerations, competition, regulatory considerations, and general economic conditions. In addition, there are other factors that may be specific to the Company and its industry. Many of these factors are beyond the Company's control.

Sebelum berakhirnya tahun buku, dividen interim dapat dibagikan sepanjang diizinkan berdasarkan Anggaran Dasar Perseroan. Ketentuannya, dividen interim tidak mengakibatkan aset kekayaan bersih Perseroan menjadi kurang dari jumlah total modal ditempatkan dan disetor penuh dan cadangan wajib.

Prior to the end of the financial year, interim dividends may be distributed as long as permitted by the Company's Articles of Association. The provision is that the interim dividend does not result in the Company's net assets becoming less than the total amount of issued and paid-up capital and the compulsory reserves.

Pembagian tersebut ditentukan Direksi setelah terlebih dahulu disetujui Dewan Komisaris. Jika, setelah berakhirnya tahun buku yang dimaksud, Perseroan mengalami kerugian, dividen interim yang sudah dibagikan harus dikembalikan. Dewan Direksi dan Dewan Komisaris akan bertanggung jawab secara tanggung renteng dalam hal dividen interim tidak dikembalikan kepada Perseroan.

The distribution is determined by the Board of Directors after first being approved by the Board of Commissioners. If, after the end of the relevant financial year, the Company suffers losses, the distributed interim dividend must be returned. The Board of Directors and Board of Commissioners will be jointly and severally responsible in the event that the interim dividend is not returned to the Company.

Apabila keputusan dibuat untuk membagikan dividen, dividen akan dibayarkan dalam Rupiah Indonesia. Pemegang saham pada tanggal pencatatan yang berlaku akan berhak atas jumlah penuh dividen yang disetujui, yang dapat dikenai pajak penghasilan (*withholding tax*) yang berlaku di Indonesia. Dividen yang diterima pemegang saham asing akan dikenai pajak penghasilan Indonesia maksimum sebesar 20% atau sebesar ketentuan peraturan perpajakan yang berlaku.

To the extent a decision was made to distribute dividends, dividends will be paid in Indonesian Rupiah. Shareholders on the applicable recording date will be entitled to the full amount of the dividends approved, which is subject to the applicable withholding tax in Indonesia. Dividends received by non-Indonesian shareholders will be subject to a maximum of 20% Indonesian income tax or as stipulated by the prevailing tax regulations.

Realisasi Pembagian Dividen

Rincian realisasi pembagian dividen dalam 2 (dua) tahun terakhir disampaikan dalam tabel di bawah ini:

Realization of Dividend Distribution

Details of dividend distribution realization in the last two years are presented in the table below:

Tahun Buku Financial Year	Tanggal Pembayaran Payment Date	Jumlah Dividen Dividend Amount	Dividen per Saham Dividend per Share
2023	21 Juni 2023 21 June 2023	US$30.000.000*	US$0,000422
2022	20 Mei 2022 20 May 2022	US$11.000.000*	US$0,000509

* Dividen Final | Final Dividend

KOMPENSASI JANGKA PANJANG: PROGRAM KEPEMILIKAN SAHAM KARYAWAN DAN/ATAU MANAJEMEN (ESOP/MSOP)

Hingga tahun 2023, Chandra Asri Group belum pernah menyelenggarakan Program Kepemilikan Saham Karyawan dan/atau Manajemen.

LONG TERM COMPENSATION: EMPLOYEE AND/OR MANAGEMENT STOCK OWNERSHIP PROGRAM (ESOP/MSOP)

Until 2023, Chandra Asri Group has never had any Employee and/or Management Stock Ownership Program.

REALISASI PENGGUNAAN DANA HASIL PENAWARAN UMUM

Pada tahun 2023, Perseroan melakukan Penawaran Umum Obligasi Berkelanjutan IV Chandra Asri Petrochemical Tahap II Tahun 2023 (tenor 5 dan 7 tahun) dengan jumlah pokok sebesar Rp1,25 triliun setelah mendapat pernyataan efektif dari Otoritas Jasa Keuangan pada tanggal 29 Juli Tahun 2022. Berdasarkan Laporan Realisasi Dana Hasil Penawaran Umum per tanggal 30 April 2023, dana bersih telah terealisasi seluruhnya sesuai dengan rencana penggunaan dana.

Selanjutnya, Perseroan melakukan Penawaran Umum Obligasi Berkelanjutan IV Chandra Asri Petrochemical Tahap III Tahun 2023 (tenor 3, 5 dan 7 tahun) dengan jumlah pokok sebesar Rp1 triliun setelah mendapat pernyataan efektif dari Otoritas Jasa Keuangan pada tanggal 29 Juli 2022. Berdasarkan Laporan Realisasi Dana Hasil Penawaran Umum per tanggal 31 Desember 2023, dana bersih telah terealisasi seluruhnya sesuai dengan rencana penggunaan dana.

REALIZATION OF THE USE OF PROCEEDS FROM PUBLIC OFFERING

In 2023, the Company conducted Public Offering of new Shelf Registration Bond IV Chandra Asri Petrochemical Phase II Year 2023 (tenor 5 and 7 years) with a principal amount of Rp1.25 trillion after obtaining the effective statement from the Financial Services Authority on 29 July 2022. Based on the Report on the Realization of Proceeds from Public Offering as of 30 April 2023, the Net Proceeds have been fully realized in accordance with the planned use of the funds.

Subsequently, the Company conducted Public Offering of new Shelf Registration Bond IV Chandra Asri Petrochemical Phase III Year 2023 (tenor 3, 5 and 7 years) with a principal amount of Rp1 trillion after obtaining the effective statement from the Financial Services Authority on 29 July 2022. Based on the Report on the Realization of Proceeds from Public Offering as of 31 December 2023, the net proceeds have been fully realized in accordance with the planned use of the funds.

INFORMASI MATERIAL TERKAIT DENGAN INVESTASI, EKSPANSI, DIVESTASI, AKUISISI DAN RESTRUKTURISASI UTANG/MODAL

Investasi

Pada bulan Maret 2013, entitas anak yang sepenuhnya dimiliki oleh Perseroan, SMI dan PBI, mendirikan PT Synthetic Rubber Indonesia (SRI) dengan kepemilikan masing-masing 55% dan 45%. Pada bulan Juni 2013, Michelin membeli 55% kepemilikan SMI atas SRI.

MATERIAL INFORMATION RELATED TO INVESTMENT, EXPANSION, DIVESTMENT, ACQUISITION AND DEBT/CAPITAL RESTRUCTURING

Investment

In March 2013, the Company's wholly-owned subsidiaries, SMI and PBI, established PT Synthetic Rubber Indonesia (SRI) with 55% and 45% ownership, respectively. In June 2013, Michelin acquired SMI's 55% ownership in SRI.

Pada 2014, PBI melakukan investasi tambahan senilai US$8,1 juta untuk saham baru yang diterbitkan SRI. Pada November 2014, SMI menandatangani Perjanjian Jual Beli SRI dengan PBI. SMI membeli 45% kepemilikan saham atau 1.350 saham SRI dari PBI.

PBI invested an additional US$8.1 million in 2014 for the new SRI shares. In November 2014, SMI entered into a Sale and Purchase Agreement for SRI with PBI. SMI acquired 45% of the share ownership, or 1,350 shares, of SRI from PBI.

Pada 1 Januari 2021, sehubungan dengan adanya penggabungan usaha antara Perseroan dan SMI, kepemilikan SMI atas SRI dialihkan kepada Perseroan.

SMI's ownership of SRI was transferred to the Company on 1 January 2021, as a result of the Company's merger with SMI.

Sehubungan dengan akuisisi KCE, Grup juga mengakuisisi investasi pada KPE melalui KCE dengan persentase kepemilikan sebesar 10%. Pada Juni 2023, Posco Energy Co., Ltd. ("PEC") berniat menjual 29.085 ribu saham atau setara 35% kepemilikan KPE kepada KCE. Dengan demikian, kepemilikan KCE di KPE meningkat menjadi 45%.

In relation to the acquisition of KCE, the Group also acquired investment in KPE through KCE, with total percentage ownership of 10%. In June 2023, Posco Energy Co., Ltd. ("PEC") intends to sell 29,085 thousand shares or equivalent to 35% ownership in KPE to KCE. Consequently, KCE's ownership in KPE increases to 45%.

Ekspansi
Perseroan tidak melakukan ekspansi pada tahun 2023.

Expansion
In 2023, the Company did not undertake any expansions.

Divestasi
Perseroan tidak melakukan divestasi pada tahun 2023.

Divestment
In 2023, the Company did not undertake any divestment.

Akuisisi
Pada bulan Februari 2023, CDI mengakuisisi 70% kepemilikan saham atau 904.734.797 saham KCE dengan nilai transaksi sebesar Rp2.255 miliar (setara dengan US$148 juta), yang memberikan Grup kendali atas KCE. CDI juga mengakuisisi 49% kepemilikan saham atau 669.981.804 lembar saham KTI dengan nilai transaksi sebesar Rp985 miliar (setara dengan US$65 juta), yang memberikan Grup pengaruh signifikan terhadap KTI.

Acquisition
In February 2023, CDI acquired 70% equity ownership or 904,734,797 shares of KCE with transaction value amounted to Rp2,255 billion (equivalent to US$148 million) which provided the Group control over KCE. CDI also acquired 49% equity ownership or 669,981,804 shares of KTI with transaction value amounted to Rp985 billion (equivalent to US$65 million) which provided the Group with significant influence over KTI.

Restrukturisasi Utang/Modal
Perseroan tidak melakukan restrukturisasi utang atau modal di tahun 2023.

Debt/Capital Restructuring
In 2023, the Company did not undertake any debt or capital restructuring.

TRANSAKSI MATERIAL YANG MENGANDUNG BENTURAN KEPENTINGAN ATAU DENGAN PIHAK AFILIASI

Transaksi material yang mengandung benturan kepentingan maupun dengan pihak berelasi, antara lain mengacu pada Peraturan Otoritas Jasa Keuangan (OJK) No. 42/POJK.04/2020 tentang Transaksi Afiliasi dan Transaksi Benturan Kepentingan ("POJK 42/2020").

Peraturan tersebut menjelaskan bahwa transaksi afiliasi adalah setiap aktivitas dan/atau transaksi yang dilakukan oleh perusahaan terbuka atau perusahaan terkendali dengan afiliasi dari anggota Direksi, anggota Dewan Komisaris, pemegang saham utama atau pengendali. Termasuk, setiap aktivitas dan/atau transaksi yang dilakukan oleh perusahaan terbuka atau perusahaan terkendali untuk kepentingan afiliasi

MATERIAL TRANSACTIONS THAT CONTAIN CONFLICT OF INTEREST OR WITH AFFILIATED PARTIES

Material transactions that contain conflict of interest or with related parties, among others, refer to the Financial Services Authority (OJK) Regulation No. 42/POJK.04/2020 concerning Affiliated Party Transactions and the Conflict of Interest Transactions ("POJK 42/2020").

The regulation explains that affiliated party transactions are any activities and/or transactions carried out by a public company or a controlled company with affiliates of members of the Board of Directors, members of the Board of Commissioners, major or controlling shareholders. Including, every activity and/or transaction carried out by a public company or a controlled company for the benefit of an

dari perusahaan terbuka atau afiliasi dari anggota Direksi, anggota Dewan Komisaris, pemegang saham utama atau pengendali.

Sedangkan benturan kepentingan adalah perbedaan antara kepentingan ekonomis perusahaan terbuka dengan kepentingan ekonomi pribadi anggota Dewan Direksi, Dewan Komisaris, pemegang saham utama, atau pengendali yang dapat merugikan perusahaan terbuka dimaksud.

Realisasi Transaksi

Pada tahun 2023, Perseroan melakukan transaksi tertentu dengan pihak-pihak berelasi sebagai berikut:

- Perseroan memberikan imbalan kerja jangka pendek kepada anggota Dewan Komisaris dan Direksi yang terdiri dari gaji dan tunjangan lain, serta bonus;
- Perseroan menyewa ruang kantor dan area parkir kendaraan dari PT Griya Idola (GI); anak perusahaan PT Barito Pacific Tbk (Barito Pacific merupakan pihak pengendali utama Perseroan, dimana Bapak Prajogo Pangestu merupakan pemegang saham utama Perseroan);
- Pendapatan yang diperoleh dari pihak-pihak berelasi, masing-masing mewakili 10% dan 11% dari total pendapatan bersih pada tahun 2023 dan 2022. Pada tanggal pelaporan, piutang penjualan dicatat sebagai piutang usaha, yang merupakan 0,33% dan 0,36% dari total aset masing-masing pada tanggal 31 Desember 2023 dan 2022;
- Pembelian bahan baku dan barang jadi dari pihak berelasi masing-masing sebesar nihil dan 14% dari total pembelian bahan baku dan barang jadi pada tahun 2023, dibandingkan dengan 1% dan 7% pada tahun 2022. Utang atas pembelian tersebut dicatat sebagai bagian dari utang usaha, yang masing-masing sebesar 0,19% dan 0,80% dari total liabilitas pada 31 Desember 2023 dan 2022;
- Perseroan memiliki piutang lain-lain kepada pihak berelasi yang sebagian besar merupakan piutang atas penyediaan utilitas berupa *water treatment*;
- Perseroan mengadakan perjanjian pengiriman produk petrokimia dan operasional gudang dengan PT SCG Barito Logistics, perusahaan asosiasi PT Barito Pacific Tbk dan berada dalam satu grup dengan SCG (SCG adalah pemegang saham yang memiliki pengaruh signifikan terhadap Perseroan);
- CAP2, entitas anak Perseroan, mengadakan perjanjian pembelian tanah dengan pihak berelasi. Pada tahun 2023 dan 2022, total pembelian tanah adalah masing-masing sebesar nihil dan US$37,1 juta;
- Perseroan mengadakan perjanjian sewa operasi untuk gudang dengan PT Pancapuri Perkasa; perusahaan dengan pemegang saham yang sama dengan Perseroan.

Informasi Kewajaran Transaksi

Transaksi Chandra Asri Group dengan pihak berelasi dilakukan secara wajar, yakni sebagaimana transaksi dengan pihak lain. Perseroan selalu mempertimbangkan dan memenuhi seluruh

affiliate of a public company or an affiliate of members of the Board of Directors, members of the Board of Commissioners, major or controlling shareholders.

Whereas a conflict of interest is the difference between the economic interests of a public company and the personal economic interests of a member of the Board of Directors, Board of Commissioners, major shareholders or controllers which can be detrimental to the public company concerned.

Transaction Realization

In 2023, the Company entered into certain transactions with related parties as follows:

- The Company provided short-term employee benefits to members of the Board of Commissioners and Board of Directors, consisting of salaries and other benefits, as well as bonuses;
- The Company leased office space and a parking lot from PT Griya Idola (GI); a subsidiary of PT Barito Pacific Tbk (Barito Pacific is the ultimate controlling party of the Company, where Mr. Prajogo Pangestu is the ultimate shareholder of the Company);
- Revenues earned from related parties, represent 10% and 11% of the total net revenues in 2023 and 2022, respectively. At reporting dates, the receivables from sales were presented as trade accounts receivable, which constituted 0.33% and 0.36% of the total assets as of 31 December 2023 and 2022, respectively;
- Purchases of feedstock and finished goods from related parties represent nil and 14%, respectively, of the total feedstock and finished goods purchased in 2023, compared to 1% and 7% in 2022. The payables for these purchases were presented as part of trade accounts payable, which represents 0.19% and 0.80% of the total liabilities as of 31 December 2023 and 2022, respectively;
- The Company has other receivables from related parties, most of which are receivables for the provision of utilities in the form of water treatment;
- The Company entered into an agreement for petrochemical product delivery and warehouse operations with PT SCG Barito Logistics, a company associate of PT Barito Pacific Tbk and within the same group as SCG (SCG is a shareholder with significant influence to the Company);
- CAP2, a subsidiary of the Company, entered into a land purchase agreement with a related party. Total land purchases in 2023 and 2022 were nil and US$37.1 million, respectively;
- The Company entered into an operating lease agreement for warehouse with PT Pancapuri Perkasa; a company with the same ultimate shareholder with the Company.

Transaction Fairness Information

Chandra Asri Group's transactions with related parties are carried out fairly, that is, as with other parties. The Company always considers and fulfills all requirements in statutory

persyaratan peraturan perundang-undangan sebelum melakukan transaksi dengan pihak terkait/afiliasi. Antara lain sesuai dengan ketentuan yang tercantum dalam POJK 42/2020.

Dengan demikian, Perseroan dapat memastikan bahwa transaksi yang dilakukan dengan pihak berelasi/afiliasi merupakan transaksi yang wajar.

Informasi Pemenuhan Peraturan

Seluruh transaksi dengan pihak berelasi/terafiliasi yang dilakukan oleh Perseroan telah memenuhi peraturan perundang-undangan yang berlaku. Bahkan, Perseroan juga telah memiliki "Pedoman Pelaksanaan Transaksi Afiliasi" yang menjadi acuan dalam melaksanakan transaksi Perseroan dengan pihak berelasi/terafiliasi.

Pedoman tersebut mengacu pada sejumlah ketentuan, antara lain:

1. Undang-Undang Republik Indonesia No. 8 tahun 1995 tentang Pasar Modal;
2. Peraturan Otoritas Jasa Keuangan Republik Indonesia No. 9/POJK.04/2018 tentang Pengambilalihan Perusahaan Terbuka;
3. Peraturan Otoritas Jasa Keuangan Republik Indonesia No. 17/POJK.04/2020 tentang Transaksi Material dan Perubahan Kegiatan Usaha;
4. POJK 42/2020 tentang Transaksi Afiliasi dan Transaksi Benturan Kepentingan; dan
5. Anggaran Dasar Perseroan.

Dengan demikian, transaksi Perseroan pada tahun 2023 telah memenuhi seluruh ketentuan yang berlaku, dan tidak terdapat pelanggaran atas peraturan perundang-undangan terkait dengan transaksi dengan pihak berelasi/afiliasi. Selain itu tidak terdapat transaksi yang mengandung benturan kepentingan.

Pernyataan Direksi bahwa Transaksi telah Memenuhi Prosedur Memadai dan Sesuai Praktik Bisnis yang Berlaku Umum

Setelah dilakukan peninjauan, Direksi memandang bahwa transaksi yang dilakukan Chandra Asri Group dengan pihak berelasi/afiliasi telah memenuhi prosedur memadai serta sesuai dengan praktik bisnis yang berlaku umum. Seluruh transaksi pada tahun 2023 dilakukan dengan memperhatikan praktik bisnis yang berlaku umum dan prinsip *arm's length* (prinsip transaksi yang wajar).

Transaksi tersebut antara lain sejalan dengan POJK 42/2020 yang menyatakan bahwa perusahaan publik yang melakukan transaksi afiliasi wajib memiliki prosedur yang memadai untuk memastikan transaksi afiliasi dilakukan sesuai dengan praktik bisnis yang berlaku umum.

regulations before conducting related/affiliated party transactions. Among other things, in accordance with the provisions listed in POJK 42/2020.

Thus, the Company can ensure that transactions carried out with related/affiliated parties are fair transactions.

Regulatory Compliance Information

The Company has complied with all applicable statutory regulations in all transactions with related/affiliated parties. Furthermore, the Company has an "Affiliated Transactions Implementation Guideline" as a reference when carrying out transactions with related/affiliated parties.

The guideline refers to a number of provisions, including:

1. Law of the Republic of Indonesia No. 8 of 1995 concerning the Capital Market;
2. Regulation of the Financial Services Authority (OJK) of the Republic of Indonesia No. 9/POJK.04/2018 concerning the Takeover of Public Companies;
3. Regulation of the Financial Services Authority of the Republic of Indonesia No. 17/POJK.04/2020 concerning Material Transactions and Changes in Business Activity;
4. POJK 42/2020 concerning Affiliate Transactions and Conflict of Interest Transactions; and
5. The Company's Articles of Association.

Hence, the Company's transactions in 2023 complied with all applicable regulations, and there were no violations of statutory regulations related to transactions with related/affiliated parties. Furthermore, there were no transactions with a conflict of interest.

Statement of the Board of Directors that the Transaction has Fulfilled Adequate Procedures and is in Accordance with Generally Accepted Business Practices

Following a review, the Board of Directors concludes that Chandra Asri Group's transactions with related/affiliated parties followed adequate procedures and adhered to generally accepted business practices. In 2023, all transactions were conducted in accordance with generally accepted business practices and the arm's length principle (fair transaction principle).

The transactions, among others, are in line with POJK 42/2020 which states that a public company that conducts affiliated party transactions are required to have adequate procedures to ensure that affiliated party transactions are carried out in accordance with generally accepted business practices.

Peran Dewan Komisaris dan Komite Audit untuk Memastikan Transaksi Dilakukan sesuai Praktik Bisnis yang Berlaku Umum, yang Antara Lain Dilakukan dengan Memenuhi Prinsip Transaksi yang Wajar (*Arm's-Length Principle*)

Dewan Komisaris dan Komite Audit memandang bahwa transaksi yang dilakukan oleh Chandra Asri Group dengan pihak terafiliasi/berelasi di tahun 2023 dilakukan dengan melalui prosedur yang memadai. Selain itu, transaksi dilakukan sesuai dengan praktik bisnis yang berlaku umum, khususnya memenuhi prinsip transaksi yang wajar (*arm's length principle*).

Informasi mengenai transaksi afiliasi atau transaksi material yang dilakukan Perseroan pada tahun buku juga diungkapkan dalam laporan keuangan tahunan.

Halaman Rujukan dalam Laporan Keuangan

Informasi terkait dengan transaksi dengan pihak berelasi/terafiliasi yang lebih rinci termuat dalam Laporan Keuangan yang telah diaudit dan terdapat dalam Laporan Tahunan ini, yaitu pada bagian lampiran catatan 40.

PERUBAHAN PERATURAN PERUNDANG-UNDANGAN

Pada tahun buku 2023, tidak ada peraturan perundang-undangan yang berpengaruh signifikan terhadap Chandra Asri Group. Dengan demikian, rincian informasinya tidak dapat diuraikan.

PERUBAHAN KEBIJAKAN AKUNTANSI YANG DITERAPKAN PADA TAHUN BUKU

Informasi Perubahan Kebijakan Akuntansi

- PSAK 1 (amandemen) Penyajian Laporan Keuangan: Pengungkapan Kebijakan Akuntansi;
- PSAK 25 (amandemen) Kebijakan Akuntansi, Perubahan Estimasi Akuntansi dan Kesalahan: Definisi Estimasi Akuntansi;
- PSAK 46 (amandemen) Pajak Penghasilan: Pajak Tangguhan terkait Aset dan Liabilitas yang Timbul dari Transaksi Tunggal.

Alasan Perubahan

Pada tahun 2023, Dewan Standar Akuntansi Keuangan Ikatan Akuntan Indonesia (DSAK-IAI) menerbitkan amandemen PSAK yang berlaku efektif mulai Januari 2023.

Dampaknya terhadap Laporan Keuangan

Penerapan PSAK baru/revisi ini tidak mengakibatkan perubahan kebijakan akuntansi Grup dan tidak mempunyai dampak material terhadap jumlah yang dilaporkan dalam laporan keuangan konsolidasian.

The Role of the Board of Commissioners and the Audit Committee is to Ensure that Transactions are Carried Out in Accordance with Generally Accepted Business Practices, which Among Other Things are Carried Out According to the Arm's-Length Principle

The Board of Commissioners and Audit Committee believe that the Chandra Asri Group's transactions with affiliated/related parties in 2023 followed proper procedures. Furthermore, transactions were conducted in accordance with generally accepted business practices, specifically the arm's length principle.

Information on affiliate transactions or material transactions carried out by the Company in the financial year is also disclosed in the annual financial report.

Reference Pages in Financial Statements

Information related to related/affiliated party transactions in more detail is contained in the audited Financial Statements and is contained in this Annual Report, i.e., in the attachment section on note 40.

CHANGES TO STATUTORY REGULATIONS

In the fiscal year 2023, there were no laws or regulations that had a significant impact on the Chandra Asri Group. Therefore, the detailed information cannot be described.

CHANGES IN ACCOUNTING POLICIES IMPLEMENTED IN THE FISCAL YEAR

Information on Changes in Accounting Policies

- PSAK 1 (amendment) Presentation of Financial Statements: Disclosure of Accounting Policies;
- PSAK 25 (amendment) Accounting Policies, Changes in Accounting Estimates and Errors: Definition of Accounting Estimates;
- PSAK 46 (amendment) Income Taxes: Deferred Tax related to Assets and Liabilities Arising from a Single Transaction.

Reason for Change

In 2023, the Board of Financial Accounting Standards of the Indonesia Institute of Accountants (DSAK-IAI) issued amendments of PSAK that are effective starting January 2023.

Impact on Financial Statements

The adoption of these new/revised PSAKs does not result in changes to the Group's accounting policies and has no material effect on the amounts reported in these consolidated financial statements.

ASPEK PEMASARAN

Lini bisnis kimia Chandra Asri Group menjual bahan baku utama untuk produksi berbagai macam produk konsumen dan industri. Olefin, Polyethylene, Polypropylene, Styrene Monomer, Butadiene, MTBE, dan Butene-1 merupakan beberapa produk yang dijual di pasar domestik dan ekspor.

Strategi Pemasaran

Strategi pemasaran yang diterapkan Perseroan menargetkan pelanggan yang sudah ada dan juga calon pelanggan. Untuk pelanggan yang sudah ada, strategi pemasaran Perseroan adalah sebagai berikut:

1. Memberikan pelayanan/dukungan teknis untuk produk yang sudah ada serta pengembangan produk untuk pelanggan;
2. Menyelenggarakan pertemuan rutin dengan pelanggan untuk memperkuat hubungan dengan pelanggan dan membina loyalitas pelanggan. Perseroan juga berpartisipasi dalam Asosiasi Olefins, Aromatik dan Plastik Indonesia (INAPLAS) untuk menjembatani hubungan antara pelanggan, konsultan, industri, dan Pemerintah;
3. Meningkatkan kualitas produk dengan membangun kerja sama dan komunikasi antara tim produksi, tim pengembangan produk, tim pemasaran dan pengembangan bisnis, serta departemen penjaminan mutu. Sehubungan dengan ini, pelanggan juga dapat dilibatkan untuk memberikan masukan terkait dengan konsistensi mutu produk;
4. Menyediakan gudang satelit di Jawa Timur dan di Jawa Tengah untuk mempersingkat waktu pengiriman ke pelanggan;
5. Menyediakan bentuk kemasan sesuai permintaan pasar untuk membantu pelanggan kami agar bisa mencapai tingkat efisiensi operasional yang lebih tinggi serta penghematan biaya;
6. Menyiapkan sarana dan prasarana untuk mengantisipasi pabrik baru CAP2 serta wacana penerapan peraturan pemerintah terkait ODOL (*overdimension dan overload*);
7. Mempercepat transformasi digital di seluruh departemen untuk meningkatkan efisiensi, efektivitas, dan visibilitas sehingga kami dapat memberikan respons yang lebih cepat, lebih akurat, dan meningkatkan kepuasan pelanggan secara keseluruhan;
8. Melakukan survei kepuasan pelanggan setiap tahun, yang bertujuan untuk mengevaluasi kinerja pelayanan pelanggan.

Sedangkan untuk calon pelanggan, Perseroan melaksanakan strategi pemasaran sebagai berikut:

1. Memberikan pelayanan/pelatihan teknis bagi calon pelanggan dalam memproduksi dan mengembangkan produk;
2. Melakukan riset pemasaran yang bertujuan untuk mengeksplorasi peluang yang terkait dengan potensi pelanggan;

MARKETING ASPECT

The chemical business line of the Chandra Asri Group sells key raw materials for the production of a wide variety of consumer and industrial products. Olefins, Polyethylene, Polypropylene, Styrene Monomer, Butadiene, MTBE, and Butene-1 are among the products sold in both domestic and export markets.

Marketing Strategy

Marketing strategies adopted by the Company are targeted for existing customers as well as to prospective potential customers. For existing customers, the Company's marketing strategies are as follows:

1. Providing technical services/support for existing products as well as development of products to customers;
2. Conducting regular meetings with customers to strengthen relationships and customer loyalty. The Company also participates in the Indonesian Olefins, Aromatic and Plastic Association (INAPLAS) to bridge the relationship between customers, consultants, industry, and Government;
3. Improving quality of products by establishing the cooperation and communication between production team, product development team, marketing and business development team as well as quality assurance departments. In relation to this, customers can also be engaged to provide input related to the consistency of product quality;
4. Providing satellite warehouses in East Java and Central Java to shorten delivery times to customers;
5. Provide packaging format according to market demand to help our customers to achieve higher levels of operational efficiency and save costs;
6. Preparing facilities and infrastructure to anticipate new CAP2 plant and the application of government regulations related to ODOL (overdimension and overload);
7. Accelerate digital transformation across departments to increase efficiency, effectiveness, and visibility so that we can provide faster, more accurate responses and improve overall customer satisfaction;
8. Conduct an annual customer satisfaction survey, aimed at customer service performance evaluation.

As for the prospective potential customers, the Company executes marketing strategies as follows:

1. Providing services/technical training for prospective customers in producing and developing products;
2. Conducting marketing research which is aimed to explore opportunities associated with the customers' potential;

3. Menyelenggarakan seminar dan pameran bekerja sama dengan produsen mesin dan produsen katalis yang ditujukan untuk pengenalan dan pengembangan produk;
4. Memasarkan produk melalui agen atau distributor untuk pelanggan skala kecil. Perseroan menjual sebagian besar produknya secara langsung ke pelanggan;
5. Memproduksi dan memasarkan produk bernilai tambah tinggi untuk meningkatkan penjualan.

Pangsa Pasar

Perseroan adalah satu-satunya produsen dalam negeri yang memproduksi Ethylene, Styrene Monomer, Butadiene, MTBE, dan Butene-1 serta produsen Polyethylene dan Polypropylene terbesar di Indonesia. Pangsa pasar Perseroan untuk pasar domestik Olefins adalah 50% dan sekitar 40% dan 32% untuk masing-masing Polyethylene dan Polypropylene.

3. Organizing seminars and exhibitions in cooperation with machinery manufacturers and catalyst producers aimed for the introduction and development of products;
4. Marketing products through agents or distributors for small scale customers. The Company sells most of the products directly to consumers;
5. 5. Producing and marketing high value-added products to increase sales.

Market Share

The Company was the only domestic producer that produces Ethylene, Styrene Monomer, Butadiene, MTBE and Butene-1 as well as the largest producer of Polyethylene and Polypropylene in Indonesia. The Company's market share for the domestic market for Olefins was 50% and around 40% and 32% for Polyethylene and Polypropylene, respectively.



Chandra Asri



05

TATA KELOLA PERUSAHAAN

Corporate Governance



KOMITMEN DAN PENERAPAN PRINSIP GCG
Commitment and Principle of GCG Implementation



KOMITMEN DAN PENERAPAN PRINSIP GCG

PT Chandra Asri Pacific Tbk ("Chandra Asri Group", "Perseroan") memandang bahwa penerapan tata kelola perusahaan yang baik atau *Good Corporate Governance* (GCG) tidak sekadar upaya memenuhi kewajiban perundang-undangan. Bagi Chandra Asri Group, penerapan GCG yang berkelanjutan merupakan bagian dari upaya untuk mendukung kinerja usaha Perseroan agar tumbuh berkesinambungan.

Karena itu, Perseroan senantiasa meningkatkan penerapan prinsip GCG di seluruh area bisnis guna mendukung kinerja Chandra Asri Group. Upaya tersebut juga dimaksudkan untuk melindungi kepentingan pemegang saham dan para pemangku kepentingan (*stakeholders*) lainnya.

Penerapan prinsip GCG di lingkungan Chandra Asri Group, antara lain mengacu pada sejumlah peraturan perundang-undangan: Peraturan Otoritas Jasa Keuangan (POJK) No. 21/POJK.04/2015 tentang Penerapan Pedoman Tata Kelola Perusahaan Terbuka, Undang-Undang No. 40 Tahun 2007 tentang Perseroan Terbatas, serta peraturan perundang-undangan lain yang relevan dan praktik terbaik di industri. Dalam implementasinya, Perseroan juga mengacu pada standar yang dikeluarkan oleh Komite Nasional Kebijakan

COMMITMENT AND PRINCIPLE OF GCG IMPLEMENTATION

PT Chandra Asri Pacific Tbk ("Chandra Asri Group", "Company") views GCG implementation not only as an effort to comply with laws and regulations. For Chandra Asri Group, implementing sustainable GCG is an element of the effort to support the Company's business performance in order to grow in a sustainable manner.

For this reason, the Company continuously improves the implementation of GCG principles in all business areas to support the Chandra Asri Group's performance. These efforts are also intended to protect the interests of shareholders and other stakeholders.

The implementation of GCG principles within the Chandra Asri Group, among others, refers to a number of statutory regulations: Financial Services Authority Regulation (POJK) No. 21/POJK.04/2015 on the Implementation of Public Company Governance Guidelines, Law No. 40 of 2007 on Limited Liability Companies, and other applicable laws, regulations, and industry best practices. In its implementation, the Company also refers to the National Committee for Governance Policy (KNKG) standards, as stated in the

Governansi (KNKG) seperti tertuang dalam Pedoman Umum Governansi Korporat (PUGKI) 2021. Dalam ketentuan tersebut, ada 4 (empat) pilar tata kelola atau governansi korporat yang mencakup: (1) perilaku beretika; (2) akuntabilitas; (3) transparansi; dan (4) keberlanjutan.

General Guidelines for Corporate Governance (PUGKI) 2021. In these provisions, there are 4 (four) pillars of corporate governance: (1) ethical behavior, (2) accountability, (3) transparency, and (4) sustainability.

Sedangkan prinsip penerapan GCG terdiri atas 8 (delapan) prinsip yang terbagi dalam 3 (tiga) kelompok: (1) prinsip-prinsip yang mengatur organ-organ penyelenggara governansi korporat, dan (2) prinsip-prinsip yang mengatur proses dan keluaran yang dihasilkan oleh organ-organ di atas, (3) kelompok prinsip yang mengatur penerima manfaat dari pelaksanaan governansi korporat.

While the GCG implementation consists of 8 (eight) principles, they are divided into 3 (three) groups: (1) principles governing the organs administering corporate governance, (2) principles governing the processes and output produced by the above organs, and (3) a group of principles governing the beneficiaries of corporate governance implementation.

Adapun 8 (delapan) prinsip dimaksud adalah:

The 8 (eight) principles are as follows:

Prinsip GCG GCG Principle	Penerapan di Perseroan Implementation in the Company
Prinsip 1: Peran dan Tanggung Jawab Direksi dan Dewan Komisaris **Principle 1: Roles and Responsibilities of the Board of Directors and Board of Commissioners**	
Direksi dan Dewan Komisaris menjalankan peran dan tanggung jawabnya secara independen untuk menciptakan nilai yang berkelanjutan demi kepentingan terbaik jangka panjang korporasi dan pemegang saham, dengan mempertimbangkan kepentingan para pemangku kepentingan. The Board of Directors and the Board of Commissioners carry out their roles and responsibilities independently in order to create sustainable long-term value for the Company and shareholders while also considering the interests of other stakeholders.	Perseroan menjamin bahwa masing-masing organ perusahaan bebas dari benturan kepentingan, dominasi, dan pengaruh dari pihak mana pun yang menyebabkan keputusan menjadi tidak objektif. The Company guarantees that each organ of the Company is free from conflict of interest, dominance, and influence from any party, which causes decisions to not be objective.
Prinsip 2: Komposisi dan Remunerasi Direksi dan Dewan Komisaris **Principle 2: Composition and Remuneration of the Board of Directors and Board of Commissioners**	
Anggota Direksi dan anggota Dewan Komisaris dipilih dan ditetapkan sedemikian rupa sehingga komposisi Direksi sebagai organ pengelolaan dan komposisi Dewan Komisaris sebagai organ pengawasan adalah beragam serta masing-masing terdiri dari para Direktur dan Komisaris yang memiliki komitmen, pengetahuan, kemampuan, pengalaman, dan keahlian yang dibutuhkan untuk memenuhi secara tepat peran pengelolaan Direksi dan peran pengawasan Dewan Komisaris. Members of the Board of Directors and members of the Board of Commissioners are selected and determined in such a way that the composition of the Board of Directors as a management organ and the composition of the Board of Commissioners as a supervisory organ are diverse, with each consisting of Directors and Commissioners who have the commitment, knowledge, ability, experience, and expertise required to fulfill the management role of the Board of Directors and the supervisory role of the Board of Commissioners.	Perseroan telah mempertimbangkan keragaman Dewan Komisaris dan Direksi sejalan dengan yang tertuang dalam Lampiran Surat Edaran OJK No. 32/SEOJK.04/2015 tentang Pedoman Tata Kelola Perusahaan Terbuka. The Company has considered the diversity of the Board of Commissioners and Board of Directors in line with what is contained in the appendix to OJK Circular Letter No. 32/SEOJK.04/2015 concerning Guidelines for Public Company Governance.
Remunerasi dirancang untuk secara efektif menyelaraskan kepentingan anggota Direksi dan anggota Dewan Komisaris dengan kepentingan jangka panjang korporasi dan penciptaan nilai yang berkelanjutan. Remuneration is designed to effectively align the interests of members of the Board of Directors and members of the Board of Commissioners with the corporation's long-term interests and long-term value creation.	Dalam pemberian remunerasi bagi Dewan Komisaris dan Direksi, Perseroan mengedepankan prinsip kehati-hatian serta mengacu pada peraturan perundangan yang berlaku. In providing remuneration for the Board of Commissioners and the Board of Directors, the Company prioritizes the principle of prudence and refers to the applicable laws and regulations.

Prinsip GCG GCG Principle	Penerapan di Perseroan Implementation in the Company
Prinsip 3: Hubungan Kerja antara Direksi dan Dewan Komisaris **Principle 3: Working Relations between the Board of Directors and the Board of Commissioners**	
Direksi dan Dewan Komisaris memiliki hubungan kerja yang erat, terbuka, konstruktif, profesional, dan saling percaya untuk kepentingan terbaik korporasi. The Board of Directors and the Board of Commissioners have a close, open, constructive, professional, and trusting working relationship for the best interests of the corporation.	Realisasi dari prinsip ini antara lain dijalankan melalui rapat berkala antara Dewan Komisaris dan Direksi. The realization of this principle, among others, is carried out through periodic meetings between the Board of Commissioners and the Board of Directors.
Prinsip 4: Perilaku Etis **Principle 4: Ethical Behavior**	
Korporasi memiliki komitmen untuk bertindak secara etis dan bertanggung jawab, menegakkan nilai-nilai dan budaya organisasi. The corporation has a commitment to act ethically and responsibly, upholding the values and culture of the organization.	Perseroan telah memiliki "Kode Etik" yang berlaku bagi seluruh organ di lingkungan Perseroan, dari Dewan Komisaris, Direksi, hingga seluruh karyawan. Kode Etik ini menjadi pedoman perilaku. Perseroan juga telah memiliki nilai dan budaya organisasi yang tercantum dalam iSTAR: integritas; keselamatan; kerja sama; memikul tanggung jawab; dan menghargai. The Company already has a 'Code of Conduct' that applies to all organs within the Company, from the Board of Commissioners and Board of Directors to all employees. This Code of Conduct serves as a guideline for behavior. The Company also has organizational values and culture listed in iSTAR: integrity, safety, teamwork, accountability, and respect.
Prinsip 5: Manajemen Risiko, Pengendalian Internal, dan Kepatuhan **Principle 5: Risk Management, Internal Control, and Compliance**	
Korporasi menjalankan praktik governansi korporat yang terintegrasi dengan penerapan sistem pengendalian internal dan manajemen risiko, serta sistem manajemen kepatuhan yang efektif dalam rangka mendukung pencapaian sasaran, visi, misi, tujuan, maupun target kinerja korporat dalam menjalankan bisnis dengan berintegritas. The corporation carries out corporate governance practices that are integrated with the implementation of internal control system and risk management, as well as an effective compliance management system, in order to support the achievement of corporate objectives, vision, mission, goals, and performance targets in running business with integrity.	Perseroan telah menjalankan sistem manajemen risiko terintegrasi dengan sistem pengendalian internal. Melalui strategi tersebut, Perseroan dapat memitigasi risiko dengan efektif, sehingga menghindari potensi kerugian. Penerapan manajemen risiko juga melibatkan karyawan dan Perseroan menyediakan kesempatan bagi karyawan untuk memberi masukan penting terkait pengambilan keputusan. Hal ini membuat manajemen beserta seluruh karyawan terlibat dalam implementasi manajemen risiko. The Company has implemented a risk management system that is integrated with an internal control system. The Company can effectively mitigate risks with this strategy, avoiding potential losses. Employees are also involved in risk management implementation, and the Company provides opportunities for employees to provide important input on decision making. This involves management as well as all employees in the implementation of risk management.

Prinsip GCG GCG Principle	Penerapan di Perseroan Implementation in the Company
Prinsip 6: Pengungkapan dan Transparansi **Principle 6: Disclosure and Transparency**	
Korporasi membuat pengungkapan yang akurat dan tepat waktu mengenai semua hal yang material tentang korporasi. The corporation makes accurate and timely disclosures regarding all material matters concerning the corporation.	Perseroan mengungkapkan informasi dengan tepat waktu, memadai, akurat, serta dapat diakses dengan mudah oleh seluruh pemangku kepentingan. Pengungkapan informasi ini dilakukan secara proporsional dengan tetap memperhatikan ketentuan kerahasiaan Perseroan berdasarkan peraturan perundang-undangan. The Company discloses information in a timely, adequate, and accurate manner that all stakeholders can easily access. Disclosure of this information is carried out proportionally with due observance of the Company's confidentiality provisions based on the prevailing regulations.
Prinsip 7: Hak-hak Pemegang Saham **Principle 7: Shareholders' Rights**	
Korporasi melindungi dan memfasilitasi pelaksanaan hak pemegang saham dan memastikan perlakuan yang adil terhadap pemegang saham, termasuk pemegang saham minoritas. Semua pemegang saham memiliki kesempatan untuk mendapatkan ganti rugi yang efektif atas pelanggaran hak-hak mereka. The corporation safeguards and facilitates the exercise of shareholders' rights, as well as ensuring the fair treatment of shareholders, including minority shareholders. All shareholders have the right to effective redress if their rights are violated.	Perseroan senantiasa melindungi seluruh hak pemegang saham, baik pemegang saham mayoritas maupun ritel. Hal ini, antara lain ditunjukkan melalui pengungkapan informasi dengan tepat waktu, memadai, akurat, serta dapat diakses dengan mudah oleh seluruh pemangku kepentingan dalam pembagian dividen maupun RUPS. The Company always protects the rights of all shareholders, both majority and retail. This is shown, among others, through the disclosure of timely, adequate, accurate, and easily accessible information by all stakeholders in the distribution of dividends and the GMS.
Prinsip 8: Hak-hak Pemangku Kepentingan **Principle 8: Stakeholders' Rights**	
Korporasi mengakui hak-hak pemangku kepentingan yang ditetapkan dalam peraturan perundang-undangan yang berlaku atau suatu perjanjian yang disepakati oleh korporasi dan mendorong kerja sama aktif dengan pemangku kepentingan dalam menciptakan kekayaan, lapangan kerja, dan keberlanjutan usaha yang sehat secara finansial. The corporation recognizes the rights of stakeholders stipulated in the prevailing regulations or an agreement agreed upon by the corporation and encourages active cooperation with stakeholders in creating wealth, employment, and financially sound business continuity.	Dalam menjalankan kegiatan operasional, Perseroan senantiasa berpegang teguh pada peraturan perundang-undangan yang berlaku, termasuk saat menjalin kerja sama dengan pihak ketiga. Selain itu, Perseroan juga telah mengimplementasikan tanggung jawab sosial dan lingkungan yang dilaporkan setiap tahun, sebagai bagian dari keberlanjutan usaha yang sehat bagi Perseroan. In carrying out operational activities, the Company always adheres to the prevailing regulations, including when collaborating with third parties. In addition, the Company has also implemented social and environmental responsibilities which are reported annually, as part of a sound business continuity for the Company.

DASAR PENERAPAN GCG
Basis of GCG Implementation

Penerapan GCG di lingkungan Chandra Asri Group berpedoman pada kebijakan internal serta peraturan perundang-undangan yang berlaku. Di antaranya adalah:

1. Undang-Undang No. 40 Tahun 2007 tentang Perseroan Terbatas;
2. Peraturan Otoritas Jasa Keuangan No. 33/POJK.04/2014 tentang Direksi dan Dewan Komisaris Emiten atau Perusahaan Publik;
3. Peraturan Otoritas Jasa Keuangan No. 34/POJK.04/2014 tentang Komite Nominasi dan Remunerasi Emiten atau Perusahaan Publik;
4. Peraturan Otoritas Jasa Keuangan No. 35/POJK.04/2014 tentang Sekretaris Perusahaan Emiten atau Perusahaan Publik;
5. Peraturan Otoritas Jasa Keuangan No. 55/POJK.04/2015 tentang Pembentukan dan Pedoman Pelaksanaan Kerja Komite Audit yang menggantikan Keputusan Ketua Badan Pengawas Pasar Modal dan Lembaga Keuangan No. KEP-643/BL/2012 tentang Pembentukan dan Pedoman Pelaksanaan Kerja Komite Audit;
6. Peraturan Otoritas Jasa Keuangan No. 31/POJK.04/2015 tentang Keterbukaan atas Informasi atau Fakta Material oleh Emiten atau Perusahaan Publik;
7. Surat Edaran Otoritas Jasa Keuangan No. 32/SEOJK.04/2015 tentang Pedoman Tata Kelola Perusahaan Terbuka;
8. Peraturan Otoritas Jasa Keuangan No. 56/POJK.04/2015 tentang Pembentukan Unit Audit Internal dan Pedoman Penyusunan Piagam Unit Audit Internal;
9. Peraturan Otoritas Jasa Keuangan (OJK) No. 15/POJK.04/2020 tentang Rencana dan Penyelenggaraan Rapat Umum Pemegang Saham Perusahaan Terbuka;
10. Peraturan Otoritas Jasa Keuangan No. 29/POJK.04/2016 tentang Laporan Tahunan Emiten atau Perusahaan Publik dan Surat Edaran Otoritas Jasa Keuangan No. 16/SEOJK.04/2021 tentang Bentuk dan Isi Laporan Tahunan Emiten atau Perusahaan Publik;
11. Pedoman Umum Governansi Korporat Indonesia (PUGKI) 2021 dari Komite Nasional Kebijakan Governansi;
12. Pedoman dan kebijakan pemerintah lainnya terkait GCG;
13. Anggaran Dasar Perseroan;
14. Pedoman dan kebijakan Perseroan lainnya.

The principle of GCG implementation within the Company refers to internal policies and the prevailing regulations. Among others:

1. Law of the Republic of Indonesia No. 40 of 2007 on Limited Liability Companies;
2. Financial Services Authority Regulation No. 33/POJK.04/2014 on the Board of Directors and Board of Commissioners of Issuers or Public Companies;
3. Financial Services Authority Regulation No. 34/POJK.04/2014 on Nomination and Remuneration Committees of Issuers or Public Companies;
4. Financial Services Authority Regulation No. 35/POJK.04/2014 on the Corporate Secretary of Issuers or Public Companies;
5. Financial Services Authority Regulation No. 55/POJK.04/2015 on the Establishment and Guidelines for Audit Committee Work Implementation, which replaces the Decree of the Chairman of the Capital Market and Financial Institutions Supervisory Agency No. KEP-643/BL/2012 on the Establishment and Guidelines for Audit Committee Work Implementation;
6. Financial Services Authority Regulation No. 31/POJK.04/2015 on Disclosure of Information or Material Facts by Issuers or Public Companies;
7. Circular Letter of the Financial Services Authority No. 32/SEOJK.04/2015 on Governance Guidelines for Public Companies;
8. Financial Services Authority Regulation No. 56/POJK.04/2015 on the Establishment of an Internal Audit Unit and Guidelines to Prepare an Internal Audit Unit Charter;
9. Financial Services Authority Regulation No. 15/POJK.04/2020 on the Plan and Implementation of the General Meeting of Shareholders of Public Company;
10. Financial Services Authority Regulation No. 29/POJK.04/2016 on the Annual Report of an Issuer or Public Company and Circular Letter of the Financial Services Authority No. 16/SEOJK.04/2021 on the Form and Contents of the Annual Report of Issuers or Public Companies;
11. General Guidelines for Indonesian Corporate Governance (PUGKI) 2021 from the National Committee for Governance Policy;
12. Other Governments' guidelines and policies related to GCG;
13. The Company's Articles of Association;
14. Other guidelines and policies of the Company.

STRUKTUR TATA KELOLA PERUSAHAAN
Corporate Governance Structure

Struktur tata kelola perusahaan yang berlaku di lingkungan Chandra Asri Group mengacu pada Undang-Undang No. 40 Tahun 2007 tentang Perseroan Terbatas. Organ tata kelola tertinggi, selaras dengan organ perusahaan, berada di tangan Rapat Umum Pemegang Saham (RUPS), kemudian diikuti Dewan Komisaris sebagai organ pengawas dan Direksi sebagai organ pelaksana.

Sistem tersebut merupakan kerangka kerja yang mengatur pola hubungan penerapan GCG di lingkungan Chandra Asri Group. Masing-masing organ memiliki batasan tugas, tanggung jawab, serta wewenang dan dijalankan secara independen, sesuai dengan mekanisme yang diatur dalam undang-undang, peraturan regulator lainnya, anggaran dasar Perseroan, nilai-nilai perusahaan, kode etik, serta peraturan dan kebijakan Perseroan lainnya.

The corporate governance structure that applies within the Chandra Asri Group refers to Law No. 40 of 2007 concerning Limited Liability Companies. The General Meeting of Shareholders (GMS) is the Company's highest governance organ, followed by the Board of Commissioners as the supervisory organ and the Board of Directors as the implementing organ.

The system is a framework that governs the GCG implementation pattern within the Chandra Asri Group. Each organ has specific duties, responsibilities, and authorities and is carried out independently, in accordance with the mechanisms established by law, other regulatory regulations, the Company's articles of association, corporate values, code of conduct, and other Company regulations and policies.

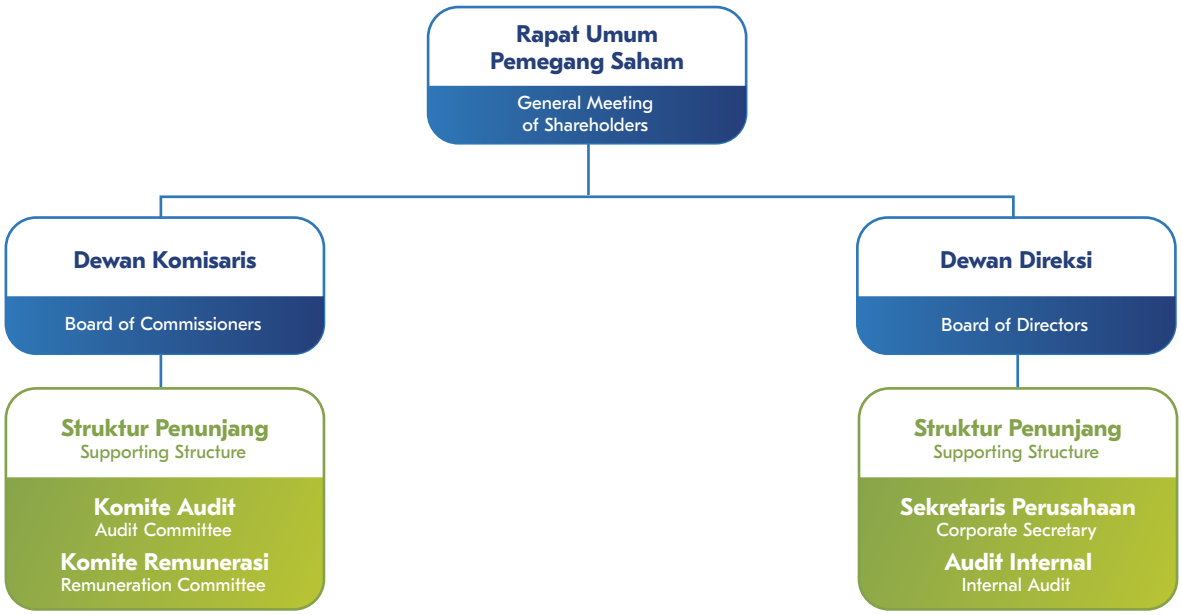

RAPAT UMUM PEMEGANG SAHAM
General Meeting of Shareholders

Pelaksanaan Rapat Umum Pemegang Saham (RUPS) mengacu pada Peraturan Otoritas Jasa Keuangan (OJK) No. 15/POJK.04/2020 tentang Rencana dan Penyelenggaraan Rapat Umum Pemegang Saham Perusahaan Terbuka. RUPS merupakan organ Perseroan yang memiliki wewenang yang tidak diberikan kepada Direksi atau Dewan Komisaris dalam batas yang ditentukan dalam undang-undang dan/atau anggaran dasar.

RUPS memiliki wewenang antara lain mengangkat dan memberhentikan anggota Dewan Komisaris dan Direksi serta mengevaluasi kinerja Dewan Komisaris dan Direksi. RUPS juga dapat menyetujui perubahan anggaran dasar dan laporan tahunan serta menetapkan bentuk dan jumlah remunerasi anggota Dewan Komisaris dan Direksi. Selain itu, RUPS berwenang mengambil keputusan terkait tindakan korporasi atau keputusan strategis lainnya yang diajukan Direksi.

The implementation of the General Meeting of Shareholders (GMS) refers to Financial Services Authority Regulation No. 15/POJK.04/2020 on Planning and Convening General Meetings of Shareholders for Public Companies. The GMS is the Company organ that has the authority that is not granted to the Board of Directors or Board of Commissioners within the limits prescribed in the laws and/or the articles of association.

The GMS has the authority to, among others, appoint and dismiss members of the Board of Commissioners and the Board of Directors, as well as evaluate the performance of the Board of Commissioners and the Board of Directors. The GMS may also approve amendments to the articles of association and annual report, as well as determine the form and amount of remuneration for members of the Board of Commissioners and Board of Directors. In addition, the GMS has the authority to make decisions related to corporate actions or other strategic decisions proposed by the Board of Directors.

PELAKSANAAN RUPS TAHUN 2023

Sesuai dengan POJK 15/2020, RUPS terdiri dari RUPS Tahunan dan RUPS Lainnya atau RUPS Luar Biasa. Pada tahun 2023, Chandra Asri Group telah menyelenggarakan 1 (satu) kali RUPST dan 2 (dua) kali RUPS Luar Biasa.

GMS IMPLEMENTATION IN 2023

In accordance with POJK 15/2020, the GMS consists of the Annual GMS and Other GMS, or Extraordinary GMS. In 2023, Chandra Asri Group held 1 (one) AGMS and 2 (two) Extraordinary GMS.

RUPS Luar Biasa
12 Januari 2023

Extraordinary GMS
12 January 2023

Pemberitahuan kepada Regulator Notification to the Regulator	Pengumuman Announcement	Pemanggilan Invitation	Penyelenggaraan Implementation	Pengumuman Hasil Announcement of Resolutions
Melalui surat Pengganti dari Rapat Dewan Komisaris Perseroan No. 149/LGC-DOC/CAP/XI/2022 tertanggal 29 November 2022. Through a letter in lieu of the Company's Board of Commissioners Meeting No. 149/LGC-DOC/CAP/XI/2022, dated 29 November 2022.	Melalui situs web PT Kustodian Sentral Efek Indonesia (KSEI), situs Bursa Efek Indonesia (BEI), dan situs web Perseroan tanggal 6 Desember 2022. Through the websites of PT Kustodian Sentral Efek Indonesia (KSEI), the Indonesia Stock Exchange (IDX), and the Company's website on 6 December 2022.	Melalui situs web PT Kustodian Sentral Efek Indonesia (KSEI), situs Bursa Efek Indonesia (BEI), dan situs web Perseroan tanggal 21 Desember 2022. Through the websites of PT Kustodian Sentral Efek Indonesia (KSEI), the Indonesia Stock Exchange (IDX), and the Company's website on 21 December 2022.	Tanggal 12 Januari 2023 Pukul 14.12 WIB-14.30 WIB di Wisma Barito Pacific, Lantai M Jalan Letnan Jenderal S. Parman Kaveling 62-63, Jakarta 11410. 12 January 2023, at 14.12 WIB-14.30 WIB, at Wisma Barito Pacific, M Floor, Jalan Letnan Jenderal S. Parman Kaveling 62—63, Jakarta 11410.	Melalui situs web PT Kustodian Sentral Efek Indonesia (KSEI), situs Bursa Efek Indonesia (BEI), dan situs web Perseroan tanggal 13 Januari 2023. Through the websites of PT Kustodian Sentral Efek Indonesia (KSEI), the Indonesia Stock Exchange (IDX), and the Company's website on 13 January 2023.

Keterlibatan Pihak Independen dalam Perhitungan Suara

Penghitungan suara, pencatatan, dan penyusunan Berita Mata Acara Rapat dilakukan oleh Notaris Bapak Jose Dima Satria, S.H., M.Kn.

Involvement of Independent Parties in Vote Counting

The calculation of votes, recording, and preparation of the Minutes of the Meeting is carried out by Jose Dima Satria, S.H., M.Kn., Notary in Jakarta.

Anggota Dewan Komisaris dan Direksi Hadir dalam RUPS

Members of the Board of Commissioners and Board of Directors Present at the GMS

Nama Name	Jabatan Position
Dewan Komisaris | Board of Commissioners	
Djoko Suyanto	Presiden Komisaris (Komisaris Independen) | President Commissioner (Independent Commissioner)
Tan Ek Kia*	Wakil Presiden Komisaris (Komisaris Independen) Vice President Commissioner (Independent Commissioner)
Ho Hon Cheong*	Komisaris (Komisaris Independen) | Commissioner (Independent Commissioner)
Agus Salim Pangestu*	Komisaris | Commissioner
Lim Chong Thian*	Komisaris | Commissioner
Wirat Uanarumit*	Komisaris | Commissioner
Santi Wasanasiri*	Komisaris | Commissioner
Surong Bulakul*	Komisaris (Komisaris Independen) | Commissioner (Independent Commissioner)
Erry Riyana Hardjapamekas*	Komisaris (Komisaris Independen) | Commissioner (Independent Commissioner)
Rudy Suparman	Komisaris | Commissioner
Dewan Direksi | Board of Directors	
Erwin Ciputra*	Presiden Direktur | President Director
Krit Bunnag	Wakil Presiden Direktur | Vice President Director
Baritono Prajogo Pangestu*	Wakil Presiden Direktur | Vice President Director
Andre Khor Kah Hin*	Direktur | Director
Fransiskus Ruly Aryawan	Direktur | Director
Prapote Stianpapong	Direktur | Director
Suryandi	Direktur | Director
Pholavit Thiebpattama*	Direktur | Director
Petch Niyomsen	Direktur | Director
Nattapong Tumsaroj*	Direktur | Director
Suwit Wiwattanawanich	Direktur | Director
Phuping Taweesarp	Direktur | Director
Boediono Hadipoespito	Direktur | Director
Edi Riva'i	Direktur | Director
Raymond Budhin	Direktur | Director

* Hadir secara *online* melalui video telekonferensi | Present online via video teleconference

Agenda, Keputusan, dan Realisasi
Agenda, Resolutions, and Realization

Keputusan Resolutions	Realisasi Realization
Agenda 1: Persetujuan perubahan susunan pengurus Perseroan **1st Agenda: Approval of changes in the composition of the Company's management**	
1. Menyetujui pengunduran diri Bapak Wirat Uanarumit dari jabatannya selaku Komisaris Perseroan terhitung sejak ditutupnya Rapat ini, serta mengucapkan terima kasih atas jasa-jasa yang telah diberikan kepada Perseroan selama masa jabatannya dan memberikan pelunasan dan pembebasan tanggung jawab sepenuhnya ("*Volledig Acquit et de Charge*") kepada Bapak Wirat Uanarumit atas tindakan pengawasan yang telah dijalankan sampai dengan ditutupnya Rapat ini, sejauh tindakan tersebut tercermin dalam Laporan Tahunan dan Laporan Keuangan Perseroan Tahun Buku 2022 yang akan disampaikan dan disetujui dalam Rapat Umum Pemegang Saham Tahunan Perseroan yang akan diadakan pada tahun 2023, kecuali perbuatan penipuan, penggelapan dan tindak pidana lainnya. Approve the resignation of Mr. Wirat Uanarumit from his position as the Company's Commissioner effective as of the closing of this Meeting, and express gratitude for the services that have been rendered to the Company during his tenure and give full discharge and release of responsibilities ("Volledig Acquit et de Charge") to Mr. Wirat Uanarumit for the supervisory duties that have been carried out until the closing of this Meeting, to the extent that such actions are reflected in the Annual Report and Financial Statements of the Company for the Fiscal Year of 2022 which will be submitted and approved at the Company's Annual General Meeting of Shareholders which will be held in 2023, except for fraud, embezzlement and other criminal acts.	Sudah Terealisasi Has been Realized
2. Menyetujui pengangkatan Bapak Bandhit Thamprajamchit dan Ibu Diana Arsiyanti sebagai Komisaris Perseroan yang baru, sehingga terhitung sejak ditutupnya Rapat ini sampai dengan ditutupnya Rapat Umum Pemegang Saham Tahunan Perseroan yang akan diadakan pada tahun 2024 susunan anggota Direksi dan Dewan Komisaris Perseroan adalah sebagai berikut: Approve the appointment of Mr. Bandhit Thamprajamchit and Mrs. Diana Arsiyanti as new Commissioners of the Company, so that as of the closing of this Meeting until the closing of the Company's Annual General Meeting of Shareholders, which will be held in 2024, the composition of the members of the Company's Board of Directors and Board of Commissioners are as follows: **Direksi | Board of Directors:** • Presiden Direktur | President Director: Bapak Erwin Ciputra • Wakil Presiden Direktur | Vice President Director: Bapak Krit Bunnag • Wakil Presiden Direktur | Vice President Director: Bapak Baritono Prajogo Pangestu • Direktur | Director: Bapak Andre Khor Kah Hin • Direktur | Director: Bapak Prapote Stianpapong • Direktur | Director: Bapak Fransiskus Ruly Aryawan • Direktur | Director: Bapak Suryandi • Direktur | Director: Bapak Pholavit Thiebpattama • Direktur | Director: Bapak Petch Niyomsen • Direktur | Director: Bapak Nattapong Tumsaroj • Direktur | Director: Bapak Suwit Wiwattanawanich • Direktur | Director: Bapak Phuping Taweesarp • Direktur | Director: Bapak Boedijono Hadipoespito • Direktur | Director: Bapak Edi Riva'i • Direktur | Director: Bapak Raymond Budhin	Sudah Terealisasi Has been Realized

Keputusan Resolutions	Realisasi Realization
Dewan Komisaris | Board of Commissioners: • Presiden Komisaris (Komisaris Independen) | President Commissioner (Independent Commissioner): Bapak Djoko Suyanto • Wakil Presiden Komisaris (Komisaris Independen dan Ketua Komite Audit) | Vice President Commissioner (Independent Commissioner and Chairman of the Audit Committee): Bapak Tan Ek Kia • Komisaris (Komisaris Independen) | Commissioner (Independent Commissioner): Bapak Ho Hon Cheong • Komisaris | Commissioner: Bapak Agus Salim Pangestu • Komisaris | Commissioner: Bapak Lim Chong Thian • Komisaris | Commissioner: Bapak Thammasak Sethaudom • Komisaris | Commissioner: Bapak Tanawong Areeratchakul • Komisaris | Commissioner: Bapak Sakchai Patiparnpreechavud • Komisaris | Commissioner: Bapak Kulachet Dharachandra • Komisaris | Commissioner: Bapak Bandhit Thamprajamchit • Komisaris | Commissioner: Bapak Santi Wasanasiri • Komisaris (Komisaris Independen) | Commissioner (Independent Commissioner): Bapak Surong Bulakul • Komisaris (Komisaris Independen) | Commissioner (Independent Commissioner): Bapak Erry Riyana Hardjapamekas • Komisaris | Commissioner: Bapak Rudy Suparman • Komisaris | Commissioner: Ibu Diana Arsiyanti	
3. Menyetujui untuk memberikan kuasa dengan hak substitusi kepada Direksi Perseroan untuk menandatangani akta Pernyataan Keputusan Rapat tentang perubahan susunan pengurus tersebut di hadapan Notaris dan untuk selanjutnya memberitahukan kepada Menteri Hukum dan Hak Asasi Manusia Republik Indonesia dan mendaftarkannya dalam Daftar Perusahaan, serta melakukan segala tindakan yang diperlukan sesuai dengan peraturan perundang-undangan Republik Indonesia. Approve to grant the power of attorney with substitution rights to the Company's Board of Directors to sign the deed of Statement of Meeting Resolutions on changes of the Company's management composition before a Notary and to further notify the Minister of Law and Human Rights of the Republic of Indonesia and register it in the Company Register and take all necessary actions in accordance with the laws and regulations of the Republic of Indonesia.	Sudah Terealisasi Has been Realized
Pengambilan Keputusan Setuju: 82.186.884.031 suara (99,99177996%) Abstain: 6.003.658 suara (0,00730429%) Tidak Setuju: 752.696 suara (0,00091576%) **Decision-making** Approving: 82,186,884,031 shares (99.99177996%) Not voting: 6,003,658 shares (0.00730429%) Non-approving: 752,696 shares (0.00091576%)	

RUPS Tahunan

17 Mei 2023

Annual GMS

17 May 2023

Pemberitahuan kepada Regulator Notification to the Regulator	Pengumuman Announcement	Pemanggilan Invitation	Penyelenggaraan Implementation	Pengumuman Hasil Announcement of Resolutions
Melalui surat Direksi Perseroan No. 033/LGC-DOC/CAP/III/2023 tanggal 27 Maret 2023. Through the Company's Board of Directors letter No. 033/LGC-DOC/CAP/III/2023 dated 27 March 2023.	Melalui situs web PT Kustodian Sentral Efek Indonesia (KSEI), situs Bursa Efek Indonesia (BEI), dan situs web Perseroan tanggal 3 April 2023. Through the websites of PT Kustodian Sentral Efek Indonesia (KSEI), the Indonesia Stock Exchange (IDX), and the Company's website on 3 April 2023.	Melalui situs web PT Kustodian Sentral Efek Indonesia (KSEI), situs Bursa Efek Indonesia (BEI), dan situs web Perseroan tanggal 18 April 2023. Through the websites of PT Kustodian Sentral Efek Indonesia (KSEI), the Indonesia Stock Exchange (IDX), and the Company's website on 18 April 2023.	Tanggal 17 Mei 2023 Pukul 14.11-15.12 WIB di Wisma Barito Pacific II, Ruang Auditorium, Lantai Mezzanine, Jl. Let. Jend. S. Parman Kaveling 60, Jakarta Barat 11410. 17 May 2023, at 14.11-15.12 WIB, at Wisma Barito Pacific II, Auditorium Room, Mezzanine Floor, Jl. Let. Jend. S. Parman Kaveling 60, West Jakarta 11410.	Melalui situs web PT Kustodian Sentral Efek Indonesia (KSEI), situs Bursa Efek Indonesia (BEI), dan situs web Perseroan tanggal 22 Mei 2023. Through the websites of PT Kustodian Sentral Efek Indonesia (KSEI), the Indonesia Stock Exchange (IDX), and the Company's website on 22 May 2023.

Keterlibatan Pihak Independen dalam Perhitungan Suara

Penghitungan suara, pencatatan, dan penyusunan Berita Mata Acara Rapat dilakukan oleh Notaris Bapak Jose Dima Satria, S.H., M.Kn.

Involvement of Independent Parties in Vote Calculation

The calculation of votes, recording, and preparation of the Minutes of the Meeting is carried out by Jose Dima Satria, S.H., M.Kn., Notary in Jakarta.

Anggota Dewan Komisaris dan Direksi Hadir dalam RUPS

Members of the Board of Commissioners and Board of Directors Present at the GMS

Nama Name	Jabatan Position
Dewan Komisaris | **Board of Commissioners**	
Djoko Suyanto	Presiden Komisaris (Komisaris Independen) | President Commissioner (Independent Commissioner)
Tan Ek Kia*	Wakil Presiden Komisaris (Komisaris Independen) Vice President Commissioner (Independent Commissioner)
Ho Hon Cheong*	Komisaris (Komisaris Independen) | Commissioner (Independent Commissioner)
Agus Salim Pangestu*	Komisaris | Commissioner
Lim Chong Thian*	Komisaris | Commissioner
Sakchai Patiparnpreechavud*	Komisaris | Commissioner
Bandhit Thamprajamchit*	Komisaris | Commissioner
Erry Riyana Harjapamekas	Komisaris (Komisaris Independen) | Commissioner (Independent Commissioner)
Rudy Suparman*	Komisaris | Commissioner
Diana Arsiyanti	Komisaris | Commissioner
Dewan Direksi | **Board of Directors**	
Erwin Ciputra	Presiden Direktur | President Director
Krit Bunnag	Wakil Presiden Direktur | Vice President Director
Baritono Prajogo Pangestu	Wakil Presiden Direktur | Vice President Director
Andre Khor Kah Hin	Direktur | Director
Prapote Stianpapong*	Direktur | Director
Suryandi	Direktur | Director
Pholavit Thiebpattama	Direktur | Director
Petch Niyomsen	Direktur | Director

Nama Name	Jabatan Position
Nattapong Tumsaroj	Direktur | Director
Suwit Wiwattanawanich*	Direktur | Director
Phuping Taweesarp	Direktur | Director
Boedijono Hadipoespito*	Direktur | Director
Edi Riva'i	Direktur | Director
Raymond Budhin	Direktur | Director

* Hadir secara *online* melalui video telekonferensi | Present online via video teleconference

Agenda, Keputusan, dan Realisasi
Agenda, Resolutions, and Realization

Keputusan Resolutions	Realisasi Realization
Agenda 1: Persetujuan Laporan Tahunan Perseroan dan Laporan Tugas Pengawasan Dewan Komisaris, serta pengesahan Laporan Keuangan Perseroan untuk tahun buku 2022 **1st Agenda: Approval of the Company's Annual Report and the Report of Supervisory Duties of the Board of Commissioners, as well as the ratification of the Company's Financial Statements for fiscal year of 2022.**	
Menyetujui dan menerima dengan baik Laporan Tahunan Perseroan tahun buku 2022 yang berakhir pada tanggal 31 Desember 2022, termasuk Laporan Direksi dan mengesahkan Laporan Tugas Pengawasan Dewan Komisaris untuk tahun buku 2022. Approve and accept the Company's Annual Report for the fiscal year 2022 which is ended on December 31, 2022, including the Report of the Board of Directors and ratify the Report of Supervisory Duties of the Board of Commissioners for the fiscal year 2022.	Sudah Terealisasi Has been Realized
Menyetujui dan mengesahkan Laporan Keuangan Perseroan tahun buku 2022 yang telah diaudit oleh kantor Akuntan Publik "IMELDA & REKAN" dengan pendapat "Wajar Dalam Semua Hal Yang Material" sebagaimana ternyata dari laporannya No. 00116/2.1265/AU.1/04/1766-1/1/III/2023 tertanggal 29 Maret 2023. Approve and ratify the Company's Financial Statement for the fiscal year 2022, which has been audited by "IMELDA & REKAN" Public Accounting Firm with the opinion of 'Fairly in All Material Respects' as provided in its report No. 00116/2.1265/AU.1/04/1766-1/1/III/2023 dated March 29, 2023.	Sudah Terealisasi Has been Realized
Menyetujui memberikan pelunasan dan pembebasan tanggung jawab sepenuhnya ("*Volledig Acquit et de Charge*") kepada segenap anggota Direksi dan anggota Dewan Komisaris Perseroan atas tindakan kepengurusan dan pengawasan yang telah mereka jalankan selama tahun buku 2022, sejauh tindakan tersebut tercermin dalam Laporan Tahunan dan Laporan Keuangan Perseroan tersebut, kecuali perbuatan penipuan, penggelapan dan tindak pidana lainnya. Approve to grant the full release and discharge of all obligations ("Volledig Acquit et de Charge") to all members of the Board of Directors and members of the Board of Commissioners of the Company for their managerial and supervisory duties that have been carried out during the fiscal year of 2022, as long as such actions are reflected in the Annual Report and Financial Statements of the Company, except for fraud, embezzlement, and other criminal acts.	Sudah Terealisasi Has been Realized
Pengambilan Keputusan Setuju: 83.060.316.952 suara (99,99099181%) Abstain: 7.482.906 suara (0,00900819%) Tidak Setuju: Tidak ada **Decision-making** Approving: 83,060,316,952 shares (99.99099181%) Not voting: 7,482,906 shares (0.00900819%) Non-approving:-	

Keputusan Resolutions	Realisasi Realization
Agenda 2: Penetapan gaji/honorarium dan tunjangan lainnya bagi anggota Dewan Komisaris dan Direksi Perseroan untuk tahun buku 2023 **2nd Agenda: Determination of salary/honorarium and other remuneration for members of the Company's Board of Commissioners and the Board of Directors for fiscal year of 2023**	
Menyetujui gaji/honorarium dan tunjangan lainnya bagi segenap anggota Dewan Komisaris Perseroan termasuk Komisaris Independen yang secara keseluruhan setelah dipotong pajak penghasilan tidak melebihi jumlah US$1.500.000 (satu juta lima ratus ribu dolar Amerika Serikat) per tahun terhitung sejak ditutupnya Rapat ini dan selanjutnya Rapat melimpahkan wewenang kepada Dewan Komisaris Perseroan untuk menentukan besarnya gaji/honorarium dan tunjangan lainnya bagi masing-masing anggota Dewan Komisaris. Determine the salary/honorarium and other remuneration for all members of the Company's Board of Commissioners including the Independent Commissioners, the overall of which after deducted the income tax, does not exceed US$1,500,000 (one million and five hundred thousand United States dollars) per year as of the closing of this Meeting and subsequently, the Meeting delegates the authority to the Board of Commissioners of the Company to determine the amount of salary/ honorarium and other remuneration for each member of the Board of Commissioners.	Sudah Terealisasi Has been Realized
Menyetujui melimpahkan wewenang kepada Dewan Komisaris Perseroan untuk menetapkan besarnya gaji/honorarium dan tunjangan lainnya bagi setiap anggota Direksi Perseroan. Approve to delegation of authority to the Company's Board of Commissioners to determine the amount of salary/honorarium and other remuneration for each member of the Company's Board of Directors.	Sudah Terealisasi Has been Realized
Pengambilan Keputusan Setuju: 83.060.316.952 suara (99,99099181%) Abstain: 7.482.906 suara (0,00900819%) Tidak Setuju: Tidak ada **Decision-making** Approving: 83,060,316,952 shares (99.99099181%) Not voting: 7,482,906 shares (0.00900819%) Non-approving: -	
Agenda 3: Penunjukan Kantor Akuntan Publik untuk mengaudit Laporan Keuangan Perseroan tahun buku 2023 **3rd Agenda: Appointment of a Public Accountant Firm to audit the Company's Financial Statements for fiscal year of 2023**	
Menyetujui penunjukan Kantor Akuntan Publik Imelda & Rekan (anggota dari Deloitte Asia Pacific dan Jaringan Deloitte), ataupun para penerus dan penggantinya yang merupakan anggota dari Deloitte Asia Pacific dan Jaringan Deloitte, untuk melakukan audit atas Laporan Keuangan Perseroan tahun buku 2023. Approve the appointment of Public Accounting Firm Imelda & Rekan (a member of Deloitte Asia Pacific and Deloitte Network), or their successors and successors who are members of the Deloitte Asia Pacific and the Deloitte Network, to conduct an audit of the Company's financial statements for the 2023 financial year.	Sudah Terealisasi Has been Realized
Menyetujui pemberian kewenangan kepada Direksi Perseroan untuk menetapkan honorarium bagi Kantor Akuntan Publik tersebut dan untuk menunjuk Akuntan Pengganti dari Kantor Akuntan Publik yang sama apabila karena sebab apa pun Akuntan Publik tersebut tidak dapat menyelesaikan audit Laporan Keuangan Perseroan tepat pada waktunya. Approve the granting of authority to the Company's Board of Directors to determine the honorarium for the Public Accounting Firm and to appoint a Substitute Accountant from the same Public Accounting Firm if for whatever reason the Public Accountant cannot complete the audit of the Company's Financial Statements on time.	Sudah Terealisasi Has been Realized
Pengambilan Keputusan Setuju: 83.032.991.322 suara (99,95809623%) Abstain: 7.045.500 suara (0,00848163%) Tidak Setuju: 27.763.036 suara (0,03342214%) **Decision-making** Approving: 83,032,991,322 shares (99.95809623%) Not voting: 7,045,500 shares (0.00848163%) Non-approving: 27,763,036 shares (0.03342214%)	

Keputusan Resolutions	Realisasi Realization
Agenda 4: Perubahan penetapan penggunaan laba bersih Perseroan untuk tahun buku 2021 **4th Agenda: Changes in the determination of the use of the Company's net profits for the 2021 Financial Year**	
Menyetujui penggunaan laba bersih tahun buku 2021 yang dapat diatribusikan kepada Pemilik Entitas Induk, yang seluruhnya berjumlah US$152.121.187 (seratus lima puluh dua juta seratus dua puluh satu ribu seratus delapan puluh tujuh Dolar Amerika Serikat), sebagai berikut: Approve the use of Company' net profit for the fiscal year of 2021 attributable to the Owners of the Parent Entity, which in total amounting to US$152,121,187 (one hundred fifty two million one hundred twenty one thousand and one hundred eighty seven United States Dollars), as follows: a. Sebesar US$3.000.000 (tiga juta Dolar Amerika Serikat) atau setara dengan kurang lebih 2% (dua persen) dari laba bersih tahun buku 2021 yang dapat diatribusikan kepada Pemilik Entitas Induk untuk disisihkan sebagai cadangan, sesuai dengan Pasal 70 ayat (1) Undang-Undang Republik Indonesia No. 40 Tahun 2007 tentang Perseroan Terbatas sebagaimana telah diubah dengan Undang-Undang No. 11 Tahun 2020 tentang Cipta Kerja (selanjutnya disebut sebagai "UUPT"); An amount of US$3,000,000 (three million United States Dollars) or equal to approximately 2% (two percent) of the net profit of the fiscal year of 2021 attributable to the Owners of the Parent Entity to be allocated as reserve, in accordance with Article 70 paragraph (1) of Law of the Republic of Indonesia No. 40 Year 2007 on the Limited Liability Companies as amended by Law of the Republic of Indonesia No. 11 Year 2020 on Job Creation (hereinafter referred to as the "Company Law"); b. Sebesar US$76.000.000 (tujuh puluh enam juta Dolar Amerika Serikat) atau setara dengan kurang lebih 50% (lima puluh persen) dari laba bersih tahun buku 2021 yang dapat diatribusikan kepada Pemilik Entitas Induk akan diberikan sebagai dividen tunai kepada Pemegang Saham Perseroan dan akan diperhitungkan dengan dividen interim sebesar US$65.000.000 (enam puluh lima juta Dolar Amerika Serikat) yang telah dibayarkan kepada Pemegang Saham pada tanggal 16 Juli 2021. Sehingga sisa pembayaran dividen tunai akan menjadi US$11.000.000 (sebelas juta Dolar Amerika Serikat) atau senilai US$0,000508603 (nol koma nol nol nol lima nol delapan enam nol tiga Dolar Amerika Serikat) per saham akan dibayarkan kepada Pemegang Saham Perseroan yang namanya tercatat dalam Daftar Pemegang Saham Perseroan pada tanggal 28 April 2022 *(recording date)* pukul 16.00 WIB; An amount of US$76,000,000 (seventy six million United States Dollars) or equal to approximately 50% (fifty percent) of the net profit of the 2021 financial year attributable to the Owners of the Parent Entity will be paid as cash dividends to the Company's Shareholders and would be calculated with an interim dividend of US$65,000,000 (sixty five million United States Dollars), which has been paid to Shareholders on July 16, 2021. So that the remaining cash dividend payment will be US$11,000,000 (eleven million United States Dollars) or US$0.000508603 (zero point zero zero zero five zero eight six zero three United States Dollars) per share will be paid to the Company's Shareholders whose names are registered in the Company's Shareholders Register on April 28, 2022 (recording date) at 4 PM Indonesian Western Time; c. Sebesar US$30.000.000 (tiga puluh juta Dolar Amerika Serikat) atau setara dengan kurang lebih 20% (dua puluh persen) dari laba bersih tahun buku 2021 yang dapat diatribusikan kepada Pemilik Entitas Induk akan diberikan sebagai tambahan dividen tunai kepada Pemegang Saham Perseroan atau senilai US$0,000346775 (nol koma nol nol nol tiga empat enam tujuh tujuh lima Dolar Amerika Serikat) per saham akan dibayarkan kepada Pemegang Saham Perseroan yang namanya tercatat dalam Daftar Pemegang Saham Perseroan pada tanggal 30 Mei 2023 *(recording date)* pukul 16.00 WIB; dan An amount of US$30,000,000 (thirty million United States Dollars) or equal to approximately 20% (twenty percent) of the net profit for the 2021 financial year attributable to the Owners of the Parent Entity would be paid as additional cash dividends to the Company's Shareholders or equivalent to US$0.000346775 (zero point zero zero zero three four six seven seven five United States Dollars) per share, it would be paid to the Company's Shareholders whose names are recorded in the Company's Register of Shareholders on 30 May 2023 (recording date) at 16.00 Indonesian Western Time; and	Sudah Terealisasi Has been Realized

Keputusan Resolutions	Realisasi Realization
d. Sisanya sebesar US$43.121.187 (empat puluh tiga juta seratus dua puluh satu ribu seratus delapan puluh tujuh Dolar Amerika Serikat) atau setara dengan kurang lebih 28% (dua puluh delapan persen) dari laba bersih tahun buku 2021 yang dapat diatribusikan kepada Pemilik Entitas Induk dicatat sebagai laba yang ditahan untuk membiayai kegiatan usaha Perseroan. The remaining amount of US$43,121,187 (forty three million one hundred twenty one thousand one hundred and eighty seven United States Dollars) or equal to approximately 28% (twenty eight percent) of the net profit of the 2021 financial year attributable to the Owner of the Parent Entity are recorded as retained earnings to finance the Company's business activities.	
Menyetujui pemberian kuasa dan wewenang penuh kepada Direksi Perseroan untuk menentukan jadwal dan tata cara pelaksanaan pembagian dividen tunai tersebut serta mengumumkannya sesuai dengan peraturan perundang-undangan yang berlaku. Approve the full delegation of power and authority to the Company's Board of Directors to determine the schedule and procedure of the cash dividend distribution and to announce it in accordance with the applicable laws and regulations.	Sudah Terealisasi Has been Realized
Pengambilan Keputusan Setuju: 83.060.753.558 suara (99,99151741%) Abstain: 7.046.300 suara (0,00848259%) Tidak Setuju: Tidak ada **Decision-making** Approving: 83,060,753,558 shares (99.99151741%) Not voting: 7,046,300 shares (0.00848259%) Non-approving: -	
Agenda *5*: Persetujuan perubahan susunan pengurus Perseroan ***5*th Agenda: Approval of changes in the composition of the Company's management**	
Menyetujui pengunduran diri Bapak Krit Bunnag dari jabatannya selaku Wakil Presiden Direktur Perseroan terhitung efektif sejak tanggal 1 Juni 2023, Bapak Pholavit Thiebpattama dari jabatannya selaku Direktur Perseroan terhitung efektif sejak tanggal 1 Juni 2023 dan Bapak Kulachet Dharachandra dari jabatannya selaku Komisaris Perseroan terhitung efektif sejak tanggal 1 Juli 2023, serta mengucapkan terima kasih atas jasa-jasa yang telah diberikan kepada Perseroan selama masa jabatannya dan memberikan pelunasan dan pembebasan tanggung jawab sepenuhnya ("*Volledig Acquit et de Charge*") kepada Bapak Krit Bunnag, Bapak Pholavit Thiebpattama dan Bapak Kulachet Dharachandra atas tindakan kepengurusan dan pengawasan yang telah dijalankan sampai dengan ditutupnya Rapat ini, sejauh tindakan tersebut tercermin dalam Laporan Tahunan dan Laporan Keuangan Perseroan Tahun Buku 2023 yang akan disampaikan dan disetujui dalam Rapat Umum Pemegang Saham Tahunan Perseroan yang akan diadakan pada tahun 2024, kecuali perbuatan penipuan, penggelapan dan tindak pidana lainnya. Approved the resignation of Mr. Krit Bunnag from his position as the Company's Vice President Director effective from June 1, 2023, Mr. Pholavit Thiebpattama from his position as the Company's Director effective from June 1, 2023 and Mr. Kulachet Dharachandra from his position as the Company's Commissioner effective from July 1, 2023, and express gratitude for the services that have been rendered to the Company during their terms of office and provide full release and discharge ("Volledig Acquit et de Charge") to Mr. Krit Bunnag, Mr. Pholavit Thiebpattama, and Mr. Kulachet Dharachandra for their management and supervisory actions which have been carried out until the closing of this Meeting, in so far as these actions are reflected in the Company's Annual Report and Financial Statements for the 2023 Fiscal Year which will be submitted and approved at the Company's Annual General Meeting of Shareholders to be held in 2024, except for acts of fraud, embezzlement, and other criminal acts.	Sudah Terealisasi Has been Realized

Keputusan Resolutions	Realisasi Realization
Menyetujui pengangkatan Bapak Pholavit Thiebpattama sebagai Wakil Presiden Direktur Perseroan yang baru dan Bapak Sarayuth Vorapruekjaru sebagai Direktur Perseroan yang baru terhitung efektif sejak tanggal 1 Juni 2023 sampai dengan ditutupnya Rapat Umum Pemegang Saham Tahunan Perseroan yang akan diadakan pada tahun 2024, dan menyetujui pengangkatan Bapak Chatri Eamsobhana sebagai Komisaris Perseroan yang baru terhitung efektif sejak tanggal 1 Juli 2023 sampai dengan ditutupnya Rapat Umum Pemegang Saham Tahunan Perseroan yang akan diadakan pada tahun 2024. Approved the appointment of Mr. Pholavit Thiebpattama as the new Company's Vice President Director and Mr. Sarayuth Vorapruekjaru as the new Company's Director effective from June 1, 2023, until the closing of the Company's Annual General Meeting of Shareholders to be held in 2024, and approve the appointment of Mr. Chatri Eamsobhana as the new Company's Commissioner, effective from July 1, 2023, until the closing of the Company's Annual General Meeting of Shareholders, which will be held in 2024. Dengan demikian, susunan anggota Direksi dan Dewan Komisaris Perseroan yang baru adalah sebagai berikut: Thus, the composition of the Company's Board of Directors and the Board of Commissioners are as follows: **Direksi | Board of Directors:** • Presiden Direktur | President Director: Bapak Erwin Ciputra • Wakil Presiden Direktur | Vice President Director: Bapak Krit Bunnag • Wakil Presiden Direktur | Vice President Director: Bapak Baritono Prajogo Pangestu • Direktur | Director: Bapak Andre Khor Kah Hin • Direktur | Director: Bapak Prapote Stianpapong • Direktur | Director: Bapak Fransiskus Ruly Aryawan • Direktur | Director: Bapak Suryandi • Direktur | Director: Bapak Sarayuth Vorapruekjaru • Direktur | Director: Bapak Petch Niyomsen • Direktur | Director: Bapak Nattapong Tumsaroj • Direktur | Director: Bapak Suwit Wiwattanawanich • Direktur | Director: Bapak Phuping Taweesarp • Direktur | Director: Bapak Boedijono Hadipoespito • Direktur | Director: Bapak Edi Riva'i • Direktur | Director: Bapak Raymond Budhin **Dewan Komisaris | Board of Commissioners:** • Presiden Komisaris (Komisaris Independen) | President Commissioner (Independent Commissioner): Bapak Djoko Suyanto • Wakil Presiden Komisaris (Komisaris Independen dan Ketua Komite Audit) | Vice President Commissioner (Independent Commissioner and Chairman of the Audit Committee): Bapak Tan Ek Kia • Komisaris (Komisaris Independen) | Commissioner (Independent Commissioner): Bapak Ho Hon Cheong • Komisaris | Commissioner: Bapak Agus Salim Pangestu • Komisaris | Commissioner: Bapak Lim Chong Thian • Komisaris | Commissioner: Bapak Thammasak Sethaudom • Komisaris | Commissioner: Bapak Tanawong Areeratchakul • Komisaris | Commissioner: Bapak Sakchai Patiparnpreechavud • Komisaris | Commissioner: Bapak Chatri Eamsobhana • Komisaris | Commissioner: Bapak Bandhit Thamprajamchit • Komisaris | Commissioner: Bapak Santi Wasanasiri • Komisaris (Komisaris Independen) | Commissioner (Independent Commissioner): Bapak Surong Bulakul • Komisaris (Komisaris Independen) | Commissioner (Independent Commissioner): Bapak Erry Riyana Hardjapamekas • Komisaris | Commissioner: Bapak Rudy Suparman • Komisaris | Commissioner: Ibu Diana Arsiyanti	Sudah Terealisasi Has been Realized

Keputusan Resolutions	Realisasi Realization
Menyetujui untuk memberikan kuasa dengan hak substitusi kepada Direksi Perseroan untuk menandatangani akta Pernyataan Keputusan Rapat tentang perubahan susunan pengurus Perseroan tersebut di hadapan Notaris dan untuk selanjutnya memberitahukan kepada Menteri Hukum dan Hak Asasi Manusia Republik Indonesia dan mendaftarkannya dalam Daftar Perusahaan, serta melakukan segala tindakan yang diperlukan sesuai dengan peraturan perundang-undangan Republik Indonesia. Approve to grant the power of attorney with substitution rights to the Company's Board of Directors to sign the deed of Statement of Meeting Resolutions on changes of the Company's management composition before a Notary and to further notify the Minister of Law and Human Rights of the Republic of Indonesia and register it in the Company Register and take all necessary actions in accordance with the laws and regulations of the Republic of Indonesia.	Sudah Terealisasi Has been Realized

Pengambilan Keputusan
Setuju: 82.959.206.114 suara (99,86927095%)
Abstain: 7.482.106 suara (0,00900723%)
Tidak Setuju: 101.111.638 suara (0,12172182%)

Decision-making
Approving: 82,959,206,114 shares (99.86927095%)
Not voting: 7,482,106 shares (0.00900723%)
Non-approving: 101,111,638 shares (0.12172182%)

Agenda 6: Penyampaian Laporan Realisasi Penggunaan Dana Hasil Penawaran Umum Terbatas III Tahun 2021, Obligasi Berkelanjutan IV Chandra Asri Petrochemical Tahap I Tahun 2022, dan Obligasi Berkelanjutan IV Chandra Asri Petrochemical Tahap II Tahun 2023
6th Agenda: Submission of the Realization Report of the Use of Proceeds from the Limited Public Offering III of 2021, Shelf Registration Bonds IV Chandra Asri Petrochemical Tranche I of 2022 and Shelf Registration Bonds IV Chandra Asri Petrochemical Tranche II of 2023

Mata acara Rapat ini hanya bersifat laporan, sehingga tidak dilakukan pengambilan keputusan.
This Meeting agenda is only a report, therefore no resolution is made.

RUPS Luar Biasa

29 Desember 2023

Extraordinary GMS

29 December 2023

Pemberitahuan kepada Regulator Notification to the Regulator	Pengumuman Announcement	Pemanggilan Invitation	Penyelenggaraan Implementation	Pengumuman Hasil Announcement of Resolutions
Melalui surat Pengganti dari Rapat Dewan Komisaris Perseroan No. 158/LGC-DOC/CAP/XI/2023 tertanggal 15 November 2023. Through a letter in lieu of the Company's Board of Commissioners Meeting No. 158/LGC-DOC/CAP/XI/2023 dated 15 November 2023.	Melalui situs web PT Kustodian Sentral Efek Indonesia (KSEI), situs Bursa Efek Indonesia (BEI), dan situs web Perseroan tanggal 22 November 2023. Through the websites of PT Kustodian Sentral Efek Indonesia (KSEI), the Indonesia Stock Exchange (IDX), and the Company's website on 22 November 2023.	Melalui situs web PT Kustodian Sentral Efek Indonesia (KSEI), situs Bursa Efek Indonesia (BEI), dan situs web Perseroan tanggal 7 Desember 2023. Through the websites of PT Kustodian Sentral Efek Indonesia (KSEI), the Indonesia Stock Exchange (IDX), and the Company's website on 7 December 2023.	Tanggal 29 Desember 2023 Pukul 14.16 WIB di Wisma Barito Pacific, Lantai M Jalan Letnan Jenderal S. Parman Kaveling 62-63, Jakarta 11410. On 29 December 2023 at 14.16 WIB at Wisma Barito Pacific, M Floor, Jl. Let. Jend. S. Parman Kav 62-63, Jakarta 11410.	Melalui situs web PT Kustodian Sentral Efek Indonesia (KSEI), situs Bursa Efek Indonesia (BEI), dan situs web Perseroan tanggal 3 Januari 2024. Through the websites of PT Kustodian Sentral Efek Indonesia (KSEI), the Indonesia Stock Exchange (IDX), and the Company's website on 3 January 2024.

Keterlibatan Pihak Independen dalam Perhitungan Suara

Penghitungan suara, pencatatan, dan penyusunan Berita Mata Acara Rapat dilakukan oleh Notaris Bapak Raden Mas Dendy Soebangil, S.H., M.Kn.

Involvement of Independent Parties in Vote Counting

The calculation of votes, recording, and preparation of the Minutes of the Meeting is carried out by Raden Mas Dendy Soebangil, S.H., M.Kn. Notary in Jakarta.

Anggota Dewan Komisaris dan Direksi Hadir dalam RUPS
Members of the Board of Commissioners and Board of Directors Present at the GMS

Nama Name	Jabatan Position
Dewan Komisaris | Board of Commissioners	
Djoko Suyanto	Presiden Komisaris (Komisaris Independen) | President Commissioner (Independent Commissioner)
Tan Ek Kia*	Wakil Presiden Komisaris (Komisaris Independen) Vice President Commissioner (Independent Commissioner)
Ho Hon Cheong*	Komisaris (Komisaris Independen) | Commissioner (Independent Commissioner)
Agus Salim Pangestu*	Komisaris | Commissioner
Lim Chong Thian*	Komisaris | Commissioner
Santi Wasanasiri*	Komisaris | Commissioner
Surong Bulakul*	Komisaris (Komisaris Independen) | Commissioner (Independent Commissioner)
Rudy Suparman*	Komisaris | Commissioner
Diana Arsiyanti	Komisaris (Komisaris Independen) | Commissioner (Independent Commissioner)
Dewan Direksi | Board of Directors	
Erwin Ciputra	Presiden Direktur | President Director
Pholavit Thiepattama*	Wakil Presiden Direktur | Vice President Director
Baritono Prajogo Pangestu	Wakil Presiden Direktur | Vice President Director
Andre Khor Kah Hin*	Direktur | Director
Prapote Stianpapong	Direktur | Director
Suryandi	Direktur | Director
Sarayuth Vorapruekjaru*	Direktur | Director
Petch Niyomsen*	Direktur | Director
Nattapong Tumsaroj*	Direktur | Director
Suwit Wiwattanawanich*	Direktur | Director
Phuping Taweesarp*	Direktur | Director
Boediono Hadipoespito*	Direktur | Director
Edi Riva'i	Direktur | Director

* Hadir secara *online* melalui video telekonferensi | Present online via video teleconference

Agenda, Keputusan, dan Realisasi
Agenda, Resolutions, and Realization

Keputusan Resolutions	Realisasi Realization
Agenda 1: Perubahan Anggaran Dasar Perseroan **1st Agenda: Changes to the Company's Articles of Association**	
1. Menyetujui perubahan Pasal 1 ayat (1) Anggaran Dasar Perseroan mengenai Nama dan Tempat Kedudukan Perseroan, dimana nama Perseroan berubah dari PT Chandra Asri Petrochemical Tbk menjadi PT Chandra Asri Pacific Tbk atau nama lain yang disetujui oleh Kementerian Hukum dan Hak Asasi Manusia Republik Indonesia dan Otoritas Jasa Keuangan, serta menyetujui penyesuaian nama Perseroan dalam seluruh perizinan dan dokumen-dokumen Perseroan lainnya. Approve a change in Article 1 paragraph (1) of the Company's Articles of Association regarding the Name and Domicile of the Company, where the Company's name is changed from PT Chandra Asri Petrochemical Tbk to PT Chandra Asri Pacific Tbk or another name approved by the Ministry of Law and Human Rights of the Republic of Indonesia and the Financial Services Authority, as well as approve the adjustment the Company's name in all permits and other Company's documents.	Sudah Terealisasi Has been Realized

Keputusan Resolutions	Realisasi Realization
2. Menyetujui untuk memberikan kuasa dengan hak substitusi kepada Direksi Perseroan untuk menandatangani akta Pernyataan Keputusan Rapat tentang perubahan nama tersebut di hadapan Notaris, termasuk untuk menentukan nama Perseroan yang baru yang dapat disetujui oleh Kementerian Hukum dan Hak Asasi Manusia Republik Indonesia dan Otoritas Jasa Keuangan, serta menyatakan kembali seluruh ketentuan anggaran dasar Perseroan ke dalam suatu akta Notaris, untuk selanjutnya menyampaikannya kepada Menteri Hukum dan Hak Asasi Manusia Republik Indonesia untuk mendapatkan persetujuan/surat tanda penerimaan pemberitahuan perubahan Anggaran Dasar Perseroan, serta melakukan segala tindakan yang diperlukan sesuai dengan peraturan perundang-undangan Republik Indonesia. Approve to grant the power of attorney with substitution rights to the Company's Board of Directors to sign the deed of Statement of Meeting Resolutions on a change of the the Company's name before a Notary, including to determine a new Company's name which can be approved by the Ministry of Law and Human Rights of the Republic of Indonesia and the Financial Services Authority, and to restate all provisions of the Company's Articles of Association into a Notarial deed and furthermoreto submit it to the Minister of Law and Human Rights of the Republic of Indonesia to obtain approval/letter of receipt of notification on the change of the Company's Articles of Association, as well as to take all necessary actions in accordance with the laws and regulations of the Republic of Indonesia.	Sudah Terealisasi Has been Realized
Pengambilan Keputusan Setuju: 80.039.308.328 suara (99,93119307%) Abstain: 1.335.119 suara (0,00166693%) Tidak Setuju: 53.775.389 suara (0,06714%) **Decision-making** Approving: 80,039,308,328 shares (99.93119307%) Not voting: 1,335,119 shares (0.00166693%) Non-approving: 53,775,389 shares (0.06714%)	
Agenda 2: Persetujuan perubahan susunan pengurus Perseroan **2nd Agenda: Approval of changes in the composition of the Company's management**	
1. Menyetujui pengunduran diri Bapak Nattapong Tumsaroj dari jabatannya selaku Direktur Perseroan terhitung efektif sejak tanggal 1 Januari 2024, serta mengucapkan terima kasih atas jasa-jasa yang telah diberikan kepada Perseroan selama masa jabatannya dan memberikan pelunasan dan pembebasan tanggung jawab sepenuhnya ("*Volledig Acquit et de Charge*") kepada Bapak Nattapong Tumsaroj atas tindakan kepengurusan yang telah dijalankan sampai dengan ditutupnya Rapat ini, sejauh tindakan tersebut tercermin dalam Laporan Tahunan dan Laporan Keuangan Perseroan Tahun Buku 2023 yang akan disampaikan dan disetujui dalam Rapat Umum Pemegang Saham Tahunan Perseroan yang akan diadakan pada tahun 2024, kecuali perbuatan penipuan, penggelapan dan tindak pidana lainnya. Approve the resignation of Mr. Nattapong Tumsaroj from his position as the Company's Director effective January 1, 2024, and express gratitude for the services that have been rendered to the Company during his tenure and give full discharge and release of responsibilities ("Volledig Acquit et de Charge") to Mr. Nattapong Tumsaroj for the management actions that have been carried out until the closing of this Meeting, to the extent that such actions are reflected in the Annual Report and Financial Statements of the Company for the Fiscal Year of 2023, which will be submitted and approved at the Company's Annual General Meeting of Shareholders, which will be held in 2024, except for fraud, embezzlement and other criminal acts. 2. Menyetujui pengangkatan Bapak Anawat Chansaksoong sebagai Direktur Perseroan yang baru untuk meneruskan sisa masa jabatan Bapak Nattapong Tumsaroj terhitung efektif sejak tanggal 1 Januari 2024 sampai dengan ditutupnya Rapat Umum Pemegang Saham Tahunan Perseroan yang akan diadakan pada tahun 2024. Approve the appointment of Mr. Anawat Chansaksoong as a new Director of the Company to continue the remaining term of office of Mr. Nattapong Tumsaroj effective as of Januari 1, 2024 until the closing of the Company's Annual General Meeting of Shareholders which will be held in 2024.	Sudah Terealisasi Has been Realized

Keputusan Resolutions	Realisasi Realization

Dengan demikian, susunan Direksi dan Dewan Komisaris Perseroan sejak tanggal 1 Januari 2024 adalah sebagai berikut:

Thus, the composition of the Company's Board of Directors and Board of Commissioners effective as of January 1, 2024 are as follows:

Direksi | Board of Directors:
- Presiden Direktur | President Director: Bapak Erwin Ciputra
- Wakil Presiden Direktur | Vice President Director: Bapak Pholavit Thiebpattama
- Wakil Presiden Direktur | Vice President Director: Bapak Baritono Prajogo Pangestu
- Direktur | Director: Bapak Andre Khor Kah Hin
- Direktur | Director: Bapak Prapote Stianpapong
- Direktur | Director: Bapak Fransiskus Ruly Aryawan
- Direktur | Director: Bapak Suryandi
- Direktur | Director: Bapak Sarayuth Vorapruekjaru
- Direktur | Director: Bapak Petch Niyomsen
- Direktur | Director: Bapak Anawat Chansaksoong
- Direktur | Director: Bapak Suwit Wiwattanawanich
- Direktur | Director: Bapak Phuping Taweesarp
- Direktur | Director: Bapak Boedijono Hadipoespito
- Direktur | Director: Bapak Edi Riva'i
- Direktur | Director: Bapak Raymond Budhin

Dewan Komisaris | Board of Commissioners:
- Presiden Komisaris (Komisaris Independen) | President Commissioner (Independent Commissioner): Bapak Djoko Suyanto
- Wakil Presiden Komisaris (Komisaris Independen dan Ketua Komite Audit) | Vice President Commissioner (Independent Commissioner and Chairman of the Audit Committee): Bapak Tan Ek Kia
- Komisaris (Komisaris Independen) | Commissioner (Independent Commissioner): Bapak Ho Hon Cheong
- Komisaris | Commissioner: Bapak Agus Salim Pangestu
- Komisaris | Commissioner: Bapak Lim Chong Thian
- Komisaris | Commissioner: Bapak Thammasak Sethaudom
- Komisaris | Commissioner: Bapak Tanawong Areeratchakul
- Komisaris | Commissioner: Bapak Sakchai Patiparnpreechavud
- Komisaris | Commissioner: Bapak Chatri Eamsobhana
- Komisaris | Commissioner: Bapak Bandhit Thamprajamchit
- Komisaris | Commissioner: Bapak Santi Wasanasiri
- Komisaris (Komisaris Independen) | Commissioner (Independent Commissioner): Bapak Surong Bulakul
- Komisaris (Komisaris Independen) | Commissioner (Independent Commissioner): Bapak Erry Riyana Hardjapamekas
- Komisaris | Commissioner: Bapak Rudy Suparman
- Komisaris | Commissioner: Ibu Diana Arsiyanti

Pengambilan Keputusan
Setuju: 80.022.123.199 suara (99,90973699%)
Abstain: 10.248.991 suara (0,01279614%)
Tidak Setuju: 62.046.646 suara (0,07746688%)

Decision-making
Approving: 80,022,123,199 shares (99.90973699%)
Not voting: 10,248,991 shares (0.01279614%)
Non-approving: 62,046,646 shares (0.07746688%)

PELAKSANAAN RUPS TAHUN SEBELUMNYA (TAHUN 2022)

IMPLEMENTATION OF THE PREVIOUS GMS (2022)

RUPS Tahunan

18 April 2022

Annual GMS

18 April 2022

Pemberitahuan kepada Regulator Notification to the Regulator	Pengumuman Announcement	Pemanggilan Invitation	Penyelenggaraan Implementation	Pengumuman Hasil Announcement of Resolutions
Melalui surat Direksi Perseroan No. 024/LGC-DOC/CAP/III/2022 tanggal 2 Maret 2022. Through the Company's Board of Directors letter No. 024/LGC-DOC/CAP/III/2022 dated 2 March 2022.	Melalui situs web PT Kustodian Sentral Efek Indonesia (KSEI), situs web Bursa Efek Indonesia (BEI), dan situs web Perseroan tanggal 10 Maret 2022. Through the websites of PT Kustodian Sentral Efek Indonesia (KSEI), the Indonesia Stock Exchange (IDX), and the Company's website on 10 March 2022.	Melalui situs web PT Kustodian Sentral Efek Indonesia (KSEI), situs web Bursa Efek Indonesia (BEI), dan situs web Perseroan tanggal 25 Maret 2022. Through the websites of PT Kustodian Sentral Efek Indonesia (KSEI), the Indonesia Stock Exchange (IDX), and the Company's website on 25 March 2022.	Tanggal 18 April 2022 pukul 14.12-15.22 WIB di Wisma Barito Pacific Tower B Lantai M, Jakarta. On 18 April 2022, at 14.12-15.22 WIB, at Wisma Barito Pacific Tower B Floor M, Jakarta.	Melalui situs web Bursa Efek Indonesia, situs web Kustodian Sentral Efek Indonesia (KSEI), dan situs web Perseroan pada tanggal 20 April 2022. Through the websites of the Indonesia Stock Exchange (IDX), PT Kustodian Sentral Efek Indonesia (KSEI), and the Company's website on 20 April 2022.

Keterlibatan Pihak Independen dalam Perhitungan Suara

Penghitungan suara, pencatatan, dan penyusunan Berita Mata Acara Rapat dilakukan oleh Jose Dima Satria, S.H., M.Kn., Notaris di Jakarta.

Involvement of Independent Parties in Vote Counting

The calculation of votes, recording, and preparation of the Minutes of the Meeting is carried out by Jose Dima Satria, S.H., M.Kn., Notary in Jakarta.

Anggota Dewan Komisaris dan Direksi Hadir dalam RUPS

Members of the Board of Commissioners and Board of Directors Present at the GMS

Nama Name	Jabatan Position
Dewan Komisaris | **Board of Commissioners**	
Djoko Suyanto*	Presiden Komisaris (Komisaris Independen) | President Commissioner (Independent Commissioner)
Ho Hon Cheong*	Wakil Presiden Komisaris (Komisaris Independen) Vice President Commissioner (Independent Commissioner)
Agus Salim Pangestu*	Komisaris | Commissioner
Rudy Suparman	Komisaris (Komisaris Independen) | Commissioner (Independent Commissioner)
Surong Bulakul*	Komisaris (Komisaris Independen) | Commissioner (Independent Commissioner)
Erry Riyana Hardjapamekas*	Komisaris (Komisaris Independen) | Commissioner (Independent Commissioner)
Dewan Direksi | **Board of Directors**	
Erwin Ciputra*	Presiden Direktur | President Director
Baritono Prajogo Pangestu	Wakil Presiden Direktur | Vice President Director
Andre Khor Kah Hin	Direktur | Director
Somkoun Sriwattagaphong*	Direktur | Director
Fransiskus Ruly Aryawan	Direktur | Director
Suryandi	Direktur | Director
Pholavit Thiebpattama*	Direktur | Director
Petch Niyomsen	Direktur | Director
Suwit Wiwattanawanich*	Direktur | Director
Phuping Taweesarp	Direktur | Director

Nama Name	Jabatan Position
Boedijono Hadipoespito	Direktur | Director
Edi Riva'i	Direktur | Director

* Hadir secara *online* melalui video telekonferensi | Present online via video teleconference

Agenda, Keputusan, dan Realisasi
Agenda, Resolutions, and Realization

Keputusan Resolutions	Realisasi Realization
Mata Acara 1: Persetujuan Laporan Tahunan Perseroan dan Laporan Tugas Pengawasan Dewan Komisaris, serta pengesahan Laporan Keuangan Perseroan untuk tahun buku 2021 **1st Agenda : Approval of the Company's Annual Report and the Board of Commissioners Supervisory Report, as well as Ratification of the Company's Financial Statements for the 2021 fiscal year**	
Menyetujui dan menerima dengan baik Laporan Tahunan Perseroan tahun buku 2021 yang berakhir pada tanggal 31 Desember 2021, termasuk Laporan Direksi dan mengesahkan Laporan Tugas Pengawasan Dewan Komisaris untuk tahun buku 2021. Approve and kindly accept the Company's Annual Report for the fiscal year 2021, which ended on 31 December 2021, including the Report of the Board of Directors and ratified the Report of Supervisory Duties of the Board of Commissioners for the financial year 2021.	Sudah Terealisasi Has been Realized
Menyetujui dan mengesahkan Laporan Keuangan Perseroan tahun buku 2021 yang telah diaudit oleh kantor Akuntan Publik "IMELDA & REKAN" dengan pendapat "Wajar Dalam Semua Hal Yang Material" sebagaimana ternyata dari laporannya No. 00036/2.1265/AU.1/04/0556-3/1/II/2022 tertanggal 26 Februari 2022. Approve and ratify the Company's Financial Statements for the 2021 financial year that has been audited by the Public Accountant Office "Imelda & Partners" with the opinion of "Fair in All Material Aspects", as provided in its report No. 00036/2.1265/AU.1/04/0556-3/1/II/2022, dated 26 February 2022.	Sudah Terealisasi Has been Realized
Menyetujui memberikan pelunasan dan pembebasan tanggung jawab sepenuhnya ("*Volledig Acquit et de Charge*") kepada segenap anggota Direksi dan anggota Dewan Komisaris Perseroan atas tindakan kepengurusan dan pengawasan yang telah mereka jalankan selama tahun buku 2021, sejauh tindakan tersebut tercermin dalam Laporan Tahunan dan Laporan Keuangan Perseroan tersebut, kecuali perbuatan penipuan, penggelapan dan tindak pidana lainnya. Approve the granting the full release and discharge to all obligations ("Volledig Acquit et de Charge") to all members of the Board of Directors and the Board of Commissioners of the Company for their managerial and supervisory duties that have been carried out during the financial year of 2021, as long as such actions are reflected in the Annual Report and the Financial Statements of the Company, except for any fraud, embezzlement, and any other criminal actions.	Sudah Terealisasi Has been Realized
Pengambilan Keputusan Setuju: 20.839.353.614 suara (100,00%) Abstain: - Tidak Setuju: - **Decision-making** Approving: 20,839,353,614 shares (100.00%) Not voting: - Non-approving: -	
Mata Acara 2: Penetapan penggunaan laba bersih Perseroan untuk tahun buku 2021 **2nd Agenda: Determination of the Use of the Company's Net Profits for the 2021 financial year**	
Menyetujui penggunaan laba bersih tahun buku 2021 yang dapat didistribusikan kepada Pemilik Entitas Induk, yang seluruhnya berjumlah US$152.121.187 (seratus lima puluh dua juta seratus dua puluh satu ribu seratus delapan puluh tujuh Dolar Amerika Serikat), sebagai berikut: Approve the use of the Company's net profit for the 2021 financial year attributable to the owners of the parent entity, which, in total, amounts to US$152,121,187 (one hundred fifty-two million one hundred twenty-one thousand one hundred eighty-seven United States Dollars), as follows:	Sudah Terealisasi Has been Realized

Keputusan Resolutions	Realisasi Realization
1. Sebesar US$3.000.000 (tiga juta Dolar Amerika Serikat) atau setara dengan kurang lebih 2% (dua persen) dari laba bersih tahun buku 2021 yang dapat diatribusikan kepada Pemilik Entitas Induk untuk disisihkan sebagai cadangan, sesuai dengan Pasal 70 ayat (1) Undang-Undang Republik Indonesia No. 40 Tahun 2007 tentang Perseroan Terbatas sebagaimana telah diubah dengan Undang-Undang No. 11 Tahun 2020 tentang Cipta Kerja (selanjutnya disebut sebagai "UUPT"); An amount of US$3,000,000 (three million United States Dollars) or equivalent to approximately 2% of the Company's net profit for the 2021 financial year attributable to the owners of the parent entity to be allocated as reserve, in accordance with Article 70, paragraph (1), Law of the Republic of Indonesia No. 40 of 2007 concerning Limited Liability Companies as amended by Law No. 11 of 2020 concerning Job Creation (hereinafter referred to as "UUPT");	Sudah Terealisasi Has been Realized
2. Sebesar US$76.000.000 (tujuh puluh enam juta Dolar Amerika Serikat) atau setara dengan kurang lebih 50% (lima puluh persen) dari laba bersih tahun buku 2021 yang dapat diatribusikan kepada Pemilik Entitas Induk akan diberikan sebagai dividen tunai kepada Pemegang Saham Perseroan dan akan diperhitungkan dengan dividen interim sebesar US$65.000.000 (enam puluh lima juta Dolar Amerika Serikat) yang telah dibayarkan kepada Pemegang Saham pada tanggal 16 Juli 2021. Sehingga sisa pembayaran dividen tunai akan menjadi US$11.000.000 (sebelas juta Dolar Amerika Serikat) atau senilai US$0,000508603 (nol koma nol nol nol lima nol delapan enam nol tiga Dolar Amerika Serikat) per saham akan dibayarkan kepada Pemegang Saham Perseroan yang namanya tercatat dalam Daftar Pemegang Saham Perseroan pada tanggal 28 April 2022 *(recording date)* pukul 16.00 WIB; dan An amount of US$76,000,000 (seventy-six million United States Dollars) or equivalent of approximately 50% (fifty percent) of the net profit for the 2021 financial year attributable to the Owners of the Parent Entity will be paid as cash dividends to the Company's Shareholders and will be calculated with the interim dividend of US$65,000,000 (sixty-five million United States Dollars), which was paid to Shareholders on 16 July 2021. So the remaining cash dividend payment will be US$11,000,000 (eleven million United States Dollars) or the equivalent of US$0.000508603 (zero point zero zero zero five zero eight six zero three United States Dollars) per share and will be paid to the Company's Shareholders whose names are recorded in the Company's Register of Shareholders on 28 April 2022 (recording date) at 16.00 WIB; and	Sudah Terealisasi Has been Realized
3. Sisa sebesar US$73.121.187 (tujuh puluh tiga juta seratus dua puluh satu ribu seratus delapan puluh tujuh Dolar Amerika Serikat) atau setara dengan kurang lebih 48% (empat puluh delapan persen) dari laba bersih tahun buku 2021 yang dapat diatribusikan kepada Pemilik Entitas Induk dicatat sebagai laba yang ditahan untuk membiayai kegiatan usaha Perseroan. The remaining amount is US$73,121,187 (seventy-three million one hundred twenty-one thousand one hundred eighty-seven United States Dollars) or the equivalent of approximately 48% (forty eight percent) of the net profit for the 2021 financial year attributable to the Owners of the Parent Entity recorded as retained earnings to finance the Company's business activities.	Sudah Terealisasi Has been Realized
Menyetujui pemberian kuasa dan wewenang penuh kepada Direksi Perseroan untuk menentukan jadwal dan tata cara pelaksanaan pembagian dividen tunai tersebut serta mengumumkannya sesuai dengan peraturan perundang-undangan yang berlaku. Approve the full delegation of power and authority to the Company's Board of Directors to determine the time and procedures of the cash dividend distribution and to announce it in accordance with the prevailing regulations.	Sudah Terealisasi Has been Realized
Pengambilan Keputusan Setuju: 20.839.353.514 suara (99,99999952%) Abstain: - Tidak Setuju: 100 suara (0,00000048%) **Decision-making** Approving: 20,839,353,514 shares (99.99999952%) Not voting: - Non-approving: 100 shares (0.00000048%)	

Keputusan Resolutions	Realisasi Realization
Mata Acara 3: Penetapan gaji/honorarium dan tunjangan lainnya bagi anggota Dewan Komisaris dan Direksi Perseroan untuk tahun buku 2022 **3rd Agenda: Determination of salary/honorarium and other allowances for members of the Board of Commissioners and the Board of Directors of the Company for the 2022 financial year**	
Menetapkan gaji/honorarium dan tunjangan lainnya bagi segenap anggota Dewan Komisaris Perseroan termasuk Komisaris Independen yang secara keseluruhan setelah dipotong pajak penghasilan tidak melebihi jumlah US$1.500.000 (satu juta lima ratus ribu Dolar Amerika Serikat) per tahun terhitung sejak ditutupnya Rapat ini dan selanjutnya Rapat melimpahkan wewenang kepada Dewan Komisaris Perseroan untuk menentukan besarnya uang gaji/honorarium dan tunjangan lainnya bagi masing-masing anggota Dewan Komisaris. Determine salary and/or other benefits for all members of the Board of Commissioners of the Company, including Independent Commissioners as a whole, after deducting income tax, are in the amount of no more than US$1,500,000 (one million five hundred thousand United States Dollars) per year commencing from the closing of this Meeting, and subsequently, the Meeting delegate the authority to the Board of Commissioners of the Company to determine the amount of salary and/or other benefits for each member of the Board of Commissioners.	Sudah Terealisasi Has been Realized
Menyetujui melimpahkan wewenang kepada Dewan Komisaris Perseroan untuk menetapkan besarnya gaji/honorarium dan tunjangan lainnya bagi setiap anggota Direksi Perseroan. Approve the delegation of authority to the Company's Board of Commissioners to determine the amount of salary and/or other benefits for each member of the Company's Board of Directors.	Sudah Terealisasi Has been Realized
Pengambilan Keputusan Setuju: 20.839.353.313 suara (99,99999856%) Abstain: 100 suara (0,00000048%) Tidak Setuju: 201 suara (0,00000096%) **Decision-making** Approving: 20,839,353,313 shares (99.99999856%) Not voting: 100 shares (0.00000048%) Non-approving: 201 shares (0.00000096%)	
Mata Acara 4: Penunjukan Kantor Akuntan Publik untuk mengaudit Laporan Keuangan Perseroan tahun buku 2022 **4th Agenda: Appointment of a Public Accounting Firm to audit the Company's financial statements for the 2022 financial year**	
Melimpahkan kewenangan dan kuasa atas penunjukan Kantor Akuntan Publik yang akan melakukan audit atas Laporan Keuangan Perseroan tahun buku 2022 kepada Dewan Komisaris Perseroan sepanjang Kantor Akuntan Publik yang nantinya akan ditunjuk tersebut tercatat dan terdaftar di Kementerian Keuangan Republik Indonesia dan OJK. Delegate authority and power over the appointment of a Public Accounting Firm that will audit the Company's Financial Report for the 2022 financial year to the Company's Board of Commissioners, as long as the Public Accounting Firm that will be appointed is registered with the Ministry of Finance of the Republic of Indonesia and the OJK.	Sudah Terealisasi Has been Realized
Menyetujui pemberian kewenangan kepada Dewan Komisaris untuk menetapkan honorarium dan persyaratan penunjukan lainnya yang wajar bagi Kantor Akuntan Publik tersebut dan untuk menunjuk Akuntan Pengganti dari Kantor Akuntan Publik yang sama apabila karena sebab apapun, Akuntan Publik tersebut tidak dapat menyelesaikan audit Laporan Keuangan Perseroan tepat pada waktunya. Approve the granting of authority to the Board of Commissioners to determine the honorarium and other reasonable appointment requirements for the Public Accounting Firm, as well as to appoint a replacement Accountant from the same Public Accounting Firm, if the Public Accountant is unable to complete the audit of the Company's Financial Statements on time for any reason.	Sudah Terealisasi Has been Realized
Pengambilan Keputusan | Decision-making Perubahan susunan pengurus Perseroan Changes in the composition of the Company's management	

Keputusan Resolutions	Realisasi Realization
Menyetujui pengunduran diri Bapak Chatri Eamsobhana dari jabatannya selaku Wakil Presiden Direktur Perseroan terhitung sejak penutupan Rapat ini, serta mengucapkan terima kasih atas jasa-jasa yang telah diberikan kepada Perseroan selama masa jabatannya dan memberikan pelunasan dan pembebasan tanggung jawab sepenuhnya ("*Volledig Acquit et de Charge*") kepada Bapak Chatri Eamsobhana atas tindakan kepengurusan yang telah dijalankan sampai dengan ditutupnya Rapat ini, sejauh tindakan tersebut tercermin dalam Laporan Tahunan dan Laporan Keuangan Perseroan Tahun Buku 2022 yang akan disampaikan dan disetujui dalam Rapat Umum Pemegang Saham Tahunan Perseroan yang akan diadakan pada tahun 2023, kecuali perbuatan penipuan, penggelapan dan tindak pidana lainnya. Approve the resignation of Mr. Chatri Eamsobhana from his position as Vice President Director of the Company as of the closing of this Meeting, as well as expresse gratitude for the services he has provided to the Company during his term of office and grant full discharge and release of responsibilities ('Volledig Acquit et de Charge ") to Mr. Chatri Eamsobhana for the managerial duties that have been carried out up to the closing of this Meeting, to the extent that such actions are reflected in the Annual Report and Financial Statements of the Company for the 2022 Fiscal Year, which will be submitted and approved at the Company's Annual General Meeting of Shareholders, which would be held in 2023 , except for acts of fraud, embezzlement, and other criminal acts.	Sudah Terealisasi Has been Realized
Menyetujui pengangkatan Bapak Krit Bunnag sebagai Wakil Presiden Direktur dan Bapak Raymond Budhin sebagai Direktur Perseroan yang baru, sehingga terhitung sejak penutupan Rapat ini sampai dengan ditutupnya Rapat Umum Pemegang Saham Tahunan Perseroan yang akan diadakan pada tahun 2024 susunan anggota Direksi Perseroan adalah sebagai berikut: Approve the appointment of Mr. Krit Bunnag as Deputy President Director and Mr. Raymond Budhin as the new Director of the Company, as a result, starting from the closing of this Meeting until the closing of the Company's Annual General Meeting of Shareholders, which will be held in 2024, the composition of the members of the Company's Board of Directors will be as follows: **Direksi | Board of Directors:** • Presiden Direktur | President Director: Bapak Erwin Ciputra • Wakil Presiden Direktur | Vice President Director: Bapak Krit Bunnag • Wakil Presiden Direktur | Vice President Director: Bapak Baritono Prajogo Pangestu • Direktur | Director: Bapak Andre Khor Kah Hin • Direktur | Director: Bapak Somkoun Sriwattagaphong • Direktur | Director: Bapak Fransiskus Ruly Aryawan • Direktur | Director: Bapak Suryandi • Direktur | Director: Bapak Pholavit Thiebpattama • Direktur | Director: Bapak Petch Niyomsen • Direktur | Director: Bapak Nattapong Tumsaroj • Direktur | Director: Bapak Suwit Wiwattanawanich • Direktur | Director: Bapak Phuping Taweesarp • Direktur | Director: Bapak Boedijono Hadipoespito • Direktur | Director: Bapak Edi Riva'i • Direktur | Director: Bapak Raymond Budhin **Dewan Komisaris | Board of Commissioners:** • Presiden Komisaris (Komisaris Independen) | President Commissioner (Independent Commissioner): Bapak Djoko Suyanto • Wakil Presiden Komisaris (Komisaris Independen dan Ketua Komite Audit) | Vice President Commissioner (Independent Commissioner and Chairman of the Audit Committee): Bapak Tan Ek Kia • Komisaris (Komisaris Independen) | Commissioner (Independent Commissioner): Bapak Ho Hon Cheong • Komisaris | Commissioner: Bapak Agus Salim Pangestu • Komisaris | Commissioner: Bapak Lim Chong Thian • Komisaris | Commissioner: Bapak Thammasak Sethaudom • Komisaris | Commissioner: Bapak Tanawong Areeratchakul • Komisaris | Commissioner: Bapak Kulachet Dharachandra • Komisaris | Commissioner: Bapak Wirat Uanarumit • Komisaris | Commissioner: Bapak Santi Wasanasiri • Komisaris (Komisaris Independen) | Commissioner (Independent Commissioner): Bapak Surong Bulakul • Komisaris (Komisaris Independen) | Commissioner (Independent Commissioner): Bapak Erry Riyana Hardjapamekas • Komisaris | Commissioner: Bapak Rudy Suparman	Sudah Terealisasi Has been Realized

Keputusan Resolutions	Realisasi Realization
Menyetujui untuk memberikan kuasa dengan hak substitusi kepada Direksi Perseroan untuk menandatangani akta Pernyataan Keputusan Rapat tentang perubahan susunan pengurus Perseroan tersebut di hadapan Notaris dan untuk selanjutnya memberitahukan kepada Menteri Hukum dan Hak Asasi Manusia Republik Indonesia dan mendaftarkannya dalam Daftar Perusahaan, serta melakukan segala tindakan yang diperlukan sesuai dengan peraturan perundang-undangan Republik Indonesia. Approve to grant the power of attorney with substitution rights to the Company's Board of Directors to sign the deed of Statement of Meeting Resolutions on changes to the Company's management composition before a Notary, further notify the Minister of Law and Human Rights of the Republic of Indonesia and register it in the Company Register, and take all necessary actions in accordance with the laws and regulations of the Republic of Indonesia.	Sudah Terealisasi Has been Realized
Pengambilan Keputusan Setuju: 20.822.539.302 suara (99,91931462%) Abstain: 201 suara (0,00000096%) Tidak Setuju: 16.814.111 suara (0,08068442%) **Decision-making** Approving: 20,822,539,302 shares (99.91931462%) Not voting: 201 shares (0.00000096%) Non-approving: 16,814,111 shares (0.08068442%)	
Mata Acara 6: Persetujuan untuk menyatakan kembali ketentuan Pasal 3 Anggaran Dasar Perseroan (Maksud dan Tujuan serta Bidang Usaha) guna menyesuaikan kode Klasifikasi Baku Lapangan Usaha Indonesia ("KBLI") bidang-bidang usaha Perseroan dengan KBLI 2020 **6th Agenda: Approval to restate the provisions of Article 3 of the Company's Articles of Association (Purposes and Objectives as well as Line of Business) in order to adjust the Standard Classification of Indonesian Business Fields ("KBLI") code of the Company's business activities with KBLI 2020**	
Menyetujui untuk menyatakan kembali ketentuan Pasal 3 Anggaran Dasar Perseroan sesuai dengan usulan yang telah dibagikan kepada Pemegang Saham dan Kuasa Pemegang Saham. Approve to restate the provisions of Article 3 of the Company's Articles of Association in accordance with the proposal that has been distributed to Shareholders and the Proxy of the Shareholders.	Sudah Terealisasi Has been Realized
Menyetujui pemberian kuasa kepada Direksi Perseroan dengan hak substitusi untuk menyatakan keputusan Rapat ini, termasuk untuk menyusun dan menyatakan kembali seluruh ketentuan Anggaran Dasar Perseroan termasuk ketentuan Pasal 3 Anggaran Dasar Perseroan dalam Akta Notaris dan mengajukan permohonan persetujuan atau pemberitahuan atas pernyataan kembali ketentuan Pasal 3 Anggaran Dasar Perseroan tersebut kepada Menteri Hukum dan Hak Asasi Manusia Republik Indonesia, serta melakukan segala tindakan yang diperlukan sehubungan dengan hal tersebut. Approve the granting of power of attorney to the Company's Board of Directors with substitution rights to state the resolutions of this Meeting, including to prepare and restate all provisions of the Company's Articles of Association, including the provisions of Article 3 of the Company's Articles of Association in a Notarial Deed, submit a request for approval or notification of the restatement of the provisions of Article 3 of the Company's Articles of Association to the Minister of Law and Human Rights of the Republic of Indonesia, and take all necessary actions in connection with this matter.	Sudah Terealisasi Has been Realized
Pengambilan Keputusan Setuju: 20.839.074.040 suara (99,99865843%) Abstain: - Tidak Setuju: 279.574 suara (0,00134157%) **Decision-making** Approving: 20,839,074,040 shares (99.99865843%) Not voting: - Non-approving: 279,574 shares (0.00134157%)	

Keputusan Resolutions	Realisasi Realization
Mata Acara 7: Penyampaian Laporan Realisasi Penggunaan Dana Hasil Obligasi Berkelanjutan III Chandra Asri Petrochemical Tahap III Tahun 2021, Obligasi Berkelanjutan III Chandra Asri Petrochemical Tahap IV Tahun 2021, Penawaran Umum Terbatas III Tahun 2021, dan Obligasi Berkelanjutan III Chandra Asri Petrochemical Tahap V Tahun 2022 **7th Agenda: Submission of Realization Report of the Use of Proceeds of the Shelf Registration Bonds III Chandra Asri Petrochemical Tranche III of 2021, Shelf Registration Bonds III Chandra Asri Petrochemical Tranche IV of 2021, Limited Public Offering III of 2021, and Shelf Registration Bonds III Chandra Asri Petrochemical Tranche V of 2022**	
Agenda bersifat laporan, tidak membutuhkan persetujuan rapat. The agenda is a report and does not require meeting approval.	Telah terealisasi pada saat pernyataan hasil keputusan RUPS Tahunan. It was realized at the time of the statement of the resolutions of the Annual GMS.
Pengambilan Keputusan Setuju: - Abstain: - Tidak Setuju: - **Decision-making** Approving: - Not voting: - Non-approving: -	

RUPS Luar Biasa

***5* Agustus 2022**

Extraordinary GMS

***5* August 2022**

Pemberitahuan kepada Regulator Notification to the Regulator	Pengumuman Announcement	Pemanggilan Invitation	Penyelenggaraan Implementation	Pengumuman Hasil Announcement of Resolutions
Melalui surat No. 085/LGCDOC/CAP/VI/2022 tanggal 24 Juni 2022 dan Surat No. 097/LGC-DOC/CAP/VII/2022 tanggal 13 Juli 2022. Through letter No. 085/LGCDOC/CAP/VI/2022, dated 24 June 2022 and Letter No. 097/LGC-DOC/CAP/VII/2022 dated 13 July 2022.	Melalui situs web PT Kustodian Sentral Efek Indonesia (KSEI), situs web Bursa Efek Indonesia (BEI), dan situs web Perseroan tanggal 1 Juli 2022. Through the website of PT Kustodian Sentral Efek Indonesia (KSEI), the website of Indonesia Stock Exchange (IDX), and the Company's website on 1 July 2022.	Melalui situs web PT Kustodian Sentral Efek Indonesia (KSEI), situs web Bursa Efek Indonesia (BEI), dan situs web Perseroan tanggal 15 Juli 2022 Through the website of PT Kustodian Sentral Efek Indonesia (KSEI), the website of Indonesia Stock Exchange (IDX), and the Company's website on 15 July 2022	Tanggal 5 Agustus 2022 pukul 14.17-14.40 WIB di Wisma Barito Pacific Tower B Lantai M, Jakarta. On 5 August 2022, at 14.17-14.40 WIB, at Wisma Barito Pacific Tower B, M Floor, Jakarta.	Melalui situs web Bursa Efek Indonesia, situs web Kustodian Sentral Efek Indonesia (KSEI), dan situs web Perseroan pada tanggal 9 Agustus 2022. Through the Indonesian Stock Exchange website, the Indonesian Central Securities Depository (KSEI) website, and the Company's website on 9 August 2022.

Keterlibatan Pihak Independen dalam Perhitungan Suara

Penghitungan suara, pencatatan, dan penyusunan Berita Mata Acara Rapat dilakukan oleh Jose Dima Satria, S.H., M.Kn., Notaris di Jakarta.

Involvement of Independent Parties in Vote Counting

The calculation of votes, recording, and preparation of the Minutes of the Meeting is carried out by Jose Dima Satria, S.H., M.Kn., Notary in Jakarta.

Anggota Dewan Komisaris dan Direksi Hadir dalam RUPS
Members of the Board of Commissioners and Board of Directors Present at the GMS

Nama Name	Jabatan Position
Dewan Komisaris | Board of Commissioners	
Djoko Suyanto	Presiden Komisaris (Komisaris Independen) | President Commissioner (Independent Commissioner)
Ho Hon Cheong*	Komisaris (Komisaris Independen) | Commissioner (Independent Commissioner)
Agus Salim Pangestu*	Komisaris | Commissioner
Lim Chong Thian*	Komisaris | Commissioner
Sakchai Patiparnpreechavud*	Komisaris | Commissioner
Wirat Uanarumit*	Komisaris | Commissioner
Santi Wasanasiri*	Komisaris | Commissioner
Rudy Suparman	Komisaris (Komisaris Independen) | Commissioner (Independent Commissioner)
Surong Bulakul*	Komisaris (Komisaris Independen) | Commissioner (Independent Commissioner)
Erry Riyana Hardjapamekas*	Komisaris (Komisaris Independen) | Commissioner (Independent Commissioner)
Dewan Direksi | Board of Directors	
Baritono Prajogo Pangestu*	Wakil Presiden Direktur | Vice President Director
Krit Bunnag	Wakil Presiden Direktur | Vice President Director
Andre Khor Kah Hin*	Direktur | Director
Somkoun Sriwattagaphong*	Direktur | Director
Fransiskus Ruly Aryawan*	Direktur | Director
Suryandi	Direktur | Director
Pholavit Thiebpattama*	Direktur | Director
Petch Niyomsen	Direktur | Director
Suwit Wiwattanawanich*	Direktur | Director
Phuping Taweesarp	Direktur | Director
Boedijono Hadipoespito	Direktur | Director
Edi Riva'i	Direktur | Director

* Hadir secara *online* melalui video telekonferensi | Present online via video teleconference

Agenda, Keputusan, dan Realisasi
Agenda, Resolutions, and Realization

Keputusan Resolutions	Realisasi Realization
Mata Acara 1: Persetujuan pemecahan nilai nominal saham *(stock split)* Perseroan dengan rasio 1:4 dan perubahan Pasal 4 ayat (1) dan (2) Anggaran Dasar Perseroan **1st Agenda: Approval of the Company's shares nominal value split (stock split) with the ratio of 1:4 and the amendments of Article 4 paragraphs (1) and (2) of the Company's Articles of Association**	
Menyetujui pemecahan nilai nominal saham dari Rp200 per saham menjadi Rp50 per saham atau dengan rasio 1:4 (satu banding empat). Approve the stock split from nominal value of Rp200 per share to be Rp50 per share or with a ratio of 1:4 (one in four).	Sudah Terealisasi Has been Realized
Menyetujui perubahan Anggaran Dasar Perseroan terkait dengan pemecahan nilai nominal saham (*stock split*) yaitu Pasal 4 ayat (1) dan (2) Anggaran Dasar Perseroan. Approve the amendment of the Company's Articles of Association in relation to the stock split, i.e., Article 4 paragraphs (1) and (2) of the Company's Articles of Association.	Sudah Terealisasi Has been Realized

Keputusan Resolutions	Realisasi Realization
Menyetujui untuk memberikan kuasa dan wewenang kepada Direksi Perseroan dengan hak substitusi untuk: Approve to grant the delegation of power and authority to the Board of Directors with the substitution rights to: 1. Melakukan segala tindakan yang diperlukan dalam melaksanakan pemecahan nilai nominal saham tersebut sesuai dengan peraturan perundang-undangan yang berlaku, termasuk tetapi tidak terbatas pada menentukan tata cara dan jadwal pelaksanaan pemecahan nilai nominal saham. Carry out necessary actions in implementing the stock split in accordance with applicable laws and regulations, including but not limited to determine the procedures and schedule for the implementation of stock split. 2. Menyatakan keputusan mengenai pemecahan nilai nominal saham tersebut di atas termasuk menyusun dan menyatakan kembali seluruh ketentuan Anggaran Dasar Perseroan ke dalam suatu akta Notaris dan menyampaikannya kepada instansi yang berwenang untuk mendapatkan persetujuan/surat tanda penerimaan pemberitahuan perubahan Anggaran Dasar Perseroan. State the decision regarding the stock split above including the compilation and restatement of all provisions of the Company's Articles of Association into a Notarial deed and submit it to the authorized institution to obtain approval/letter of receipt of notification of amendment of the Company's Articles of Association. 3. Melakukan segala sesuatu yang dianggap perlu dan berguna untuk keperluan tersebut dengan tidak ada sesuatu pun yang dikecualikan, termasuk untuk mengadakan penambahan dan/atau perubahan Anggaran Dasar tersebut jika hal tersebut dipersyaratkan oleh Kementerian Hukum dan Hak Asasi Manusia. Carry out everything that is deemed necessary and useful for such purpose with nothing to be excluded, including to add and/or amend the Articles of Association if it is required by the Ministry of Law and Human Rights.	Sudah Terealisasi Has been Realized
Pengambilan Keputusan Setuju: 20.836.635.471 suara (99,99999568%) Abstain: 900 suara (0,00000432%) Tidak Setuju: - **Decision-making** Approving: 20,836,635,471 shares (99.99999568%) Not voting: 900 shares (0.00000432%) Non-approving: -	
Mata Acara 2: Persetujuan perubahan susunan pengurus Perseroan **2nd Agenda: Approval of changes in the composition of Company's management**	
Menyetujui pengunduran diri Bapak Somkoun Sriwattagaphong dari jabatannya selaku Direktur Perseroan terhitung sejak tanggal 1 Oktober 2022, serta mengucapkan terima kasih atas jasa-jasa yang telah diberikan kepada Perseroan selama masa jabatannya dan memberikan pelunasan dan pembebasan tanggung jawab sepenuhnya ("*Volledig Acquit et de Charge*") kepada Bapak Somkoun Sriwattagaphong atas tindakan kepengurusan yang telah dijalankan sampai dengan tanggal 1 Oktober 2022, sejauh tindakan tersebut tercermin dalam Laporan Tahunan dan Laporan Keuangan Perseroan Tahun Buku 2022 yang akan disampaikan dan disetujui dalam Rapat Umum Pemegang Saham Tahunan Perseroan yang akan diadakan pada tahun 2023, kecuali perbuatan penipuan, penggelapan dan tindak pidana lainnya. Approve the resignation of Mr. Somkoun Sriwattagaphong from his position as the Company's Director effective 1 October 2022, and expresse gratitude for the services that have been rendered to the Company during his tenure and give full discharge and release of responsibilities ("Volledig Acquit et de Charge") to Mr. Somkoun Sriwattagaphong for the managerial duties that have been carried out until 1 October 2022, to the extent that such actions are reflected in the Annual Report and Financial Statements of the Company for the 2022 Fiscal Year, which would be submitted and approved at the Company's Annual General Meeting of Shareholders, which would be held in 2023, except for fraud, embezzlement, and other criminal acts.	Sudah Terealisasi Has been Realized

Keputusan Resolutions	Realisasi Realization
Menyetujui pengangkatan Bapak Prapote Stianpapong sebagai Direktur Perseroan yang baru, sehingga terhitung sejak tanggal 1 Oktober 2022 sampai dengan ditutupnya Rapat Umum Pemegang Saham Tahunan Perseroan yang akan diadakan pada tahun 2024 susunan anggota Direksi dan Dewan Komisaris Perseroan adalah sebagai berikut: Approve the appointment of Mr. Prapote Stianpapong as a new Director of the Company, therefore, as of 1 October 2022 until the closing of the Company's Annual General Meeting of Shareholders. which would be held in 2024, the composition of the Company's Board of Directors and the Board of Commissioners are as follows: **Direksi | Board of Directors:** • Presiden Direktur | President Director: Bapak Erwin Ciputra • Wakil Presiden Direktur | Vice President Director: Bapak Krit Bunnag • Wakil Presiden Direktur | Vice President Director: Bapak Baritono Prajogo Pangestu • Direktur | Director: Bapak Andre Khor Kah Hin • Direktur | Director: Bapak Prapote Stianpapong • Direktur | Director: Bapak Fransiskus Ruly Aryawan • Direktur | Director: Bapak Suryandi • Direktur | Director: Bapak Pholavit Thiebpattama • Direktur | Director: Bapak Petch Niyomsen • Direktur | Director: Bapak Nattapong Tumsaroj • Direktur | Director: Bapak Suwit Wiwattanawanich • Direktur | Director: Bapak Phuping Taweesarp • Direktur | Director: Bapak Boedijono Hadipoespito • Direktur | Director: Bapak Edi Riva'i • Direktur | Director: Bapak Raymond Budhin **Dewan Komisaris | Board of Commissioners:** • Presiden Komisaris (Komisaris Independen) | President Commissioner (Independent Commissioner): Bapak Djoko Suyanto • Wakil Presiden Komisaris (Komisaris Independen dan Ketua Komite Audit) | Vice President Commissioner (Independent Commissioner and Chairman of the Audit Committee): Bapak Tan Ek Kia • Komisaris (Komisaris Independen) | Commissioner (Independent Commissioner): Bapak Ho Hon Cheong • Komisaris | Commissioner: Bapak Agus Salim Pangestu • Komisaris | Commissioner: Bapak Lim Chong Thian • Komisaris | Commissioner: Bapak Thammasak Sethaudom • Komisaris | Commissioner: Bapak Tanawong Areeratchakul • Komisaris | Commissioner: Bapak Sakchai Patiparnpreechavud • Komisaris | Commissioner: Bapak Kulachet Dharachandra • Komisaris | Commissioner: Bapak Wirat Uanarumit • Komisaris | Commissioner: Bapak Santi Wasanasiri • Komisaris (Komisaris Independen) | Commissioner (Independent Commissioner): Bapak Surong Bulakul • Komisaris (Komisaris Independen) | Commissioner (Independent Commissioner): Bapak Erry Riyana Hardjapamekas • Komisaris | Commissioner: Bapak Rudy Suparman	Sudah Terealisasi Has been Realized
Menyetujui untuk memberikan kuasa dengan hak substitusi kepada Direksi Perseroan untuk menandatangani akta Pernyataan Keputusan Rapat tentang perubahan susunan pengurus Perseroan tersebut di hadapan Notaris dan untuk selanjutnya memberitahukan kepada Menteri Hukum dan Hak Asasi Manusia Republik Indonesia dan mendaftarkannya dalam Daftar Perusahaan, serta melakukan segala tindakan yang diperlukan sesuai dengan peraturan perundang-undangan Republik Indonesia. Approve to grant the power of attorney with substitution rights to the Company's Board of Directors to sign the deed of Statement of Meeting Resolutions on changes to the Company's management composition before a Notary, further notify the Minister of Law and Human Rights of the Republic of Indonesia, and register it in the Company Register as well as take all necessary actions in accordance with the laws and regulations of the Republic of Indonesia.	Sudah Terealisasi Has been Realized

Keputusan Resolutions	Realisasi Realization
Pengambilan Keputusan Setuju: 20.821.922.026 suara (99,92938234%) Abstain: 900 suara (0,00000432%) Tidak Setuju: 14.713.445 suara (0,07061334%) **Decision-making** Approving: 20,821,922,026 shares (99.92938234%) Not voting: 900 shares (0.00000432%) Non-approving: 14,713,445 shares (0.07061334%)	

DEWAN KOMISARIS
Board of Commissioners

Peraturan Otoritas Jasa Keuangan (POJK) No. 33/POJK.04/2014 tentang Direksi dan Dewan Komisaris Emiten atau Perusahaan Publik mengutarakan bahwa Dewan Komisaris adalah organ Perseroan yang bertugas melakukan pengawasan secara umum dan/atau khusus sesuai dengan anggaran dasar serta memberi nasihat kepada Direksi. Dewan Komisaris juga memastikan bahwa Perseroan melaksanakan prinsip-prinsip GCG.

Secara organisasi, Dewan Komisaris bertanggung jawab kepada pemegang saham. Karena itu, Dewan Komisaris berwenang memberhentikan sementara anggota Direksi dengan menyebutkan alasannya.

According to Financial Services Authority Regulation (POJK) No. 33/POJK.04/2014 on the Board of Directors and Board of Commissioners of Issuers or Public Companies, the Board of Commissioners is the Company's organ responsible for general and/or specific supervision in accordance with the articles of association, as well as providing advice to the Board of Directors. The Board of Commissioners also ensures that the Company follows GCG principles.

Organizationally, the Board of Commissioners is responsible for shareholders. Therefore, the Board of Commissioners has the authority to temporarily dismiss members of the Board of Directors by stating the reasons.

PEDOMAN KERJA *(BOARD CHARTER)*

Dewan Komisaris Chandra Asri Group telah memiliki pedoman kerja *(board charter)* sebagai landasan pelaksanaan fungsi serta tanggung jawabnya. Pedoman tersebut disusun dengan mengacu pada Undang-Undang No. 40 Tahun 2007 tentang Perseroan Terbatas, Peraturan Otoritas Jasa Keuangan No. 33/POJK.04/2014 tentang Direksi dan Dewan Komisaris Emiten atau Perusahaan Publik, anggaran dasar Perseroan, serta peraturan perundang-undangan lain yang relevan.

Pedoman Dewan Komisaris memuat:
1. Landasan Hukum;
2. Deskripsi Tugas, Tanggung Jawab dan Wewenang;
3. Nilai-nilai;
4. Waktu Kerja;
5. Kebijakan Rapat;
6. Pelaporan dan Pertanggungjawaban;
7. Benturan Kepentingan;
8. Fungsi Nominasi yang Dilakukan oleh Dewan Komisaris;
9. Penutupan.

BOARD OF COMMISSIONERS CHARTER

The Chandra Asri Group Board of Commissioners has established a board charter as the basis for carrying out its functions and responsibilities. The charter was prepared pursuant to Law No. 40/2007 on Limited Liability Companies, Financial Services Authority Regulation No. 33/POJK.04/2014 on the Board of Directors and Board of Commissioners of Issuers or Public Companies, the Articles of Association of the Company, as well as other relevant laws and regulations.

Board Charter of Board of Commissioners contains:
1. Legal Framework;
2. Description of Duties, Responsibilities, and Authority;
3. Corporate Values;
4. Working Hours;
5. Meeting Policy;
6. Reporting and Accountability;
7. Conflicts of Interest;
8. The Nomination Function Carried Out by the Board of Commissioners;
9. Closing.

TUGAS DAN TANGGUNG JAWAB

Rincian tugas dan tanggung jawab Dewan Komisaris diuraikan seperti di bawah ini:

1. Mengawasi jalannya penyelenggaraan Perseroan oleh Direksi serta memberikan persetujuan dan pengesahan atas rencana kerja dan anggaran tahunan Perseroan;
2. Memastikan Direksi mematuhi peraturan perundang-undangan yang berlaku;
3. Memberikan pendapat dan saran kepada Direksi dan segenap jajarannya terkait penyelenggaraan Perseroan, salah satunya melalui mekanisme Rapat Dewan Komisaris dan Direksi;
4. Memeriksa laporan dari Direksi dan Manajemen;
5. Melaporkan hasil pengawasan Dewan Komisaris terhadap kinerja Direksi kepada RUPS;
6. Mengusulkan sistem remunerasi yang kompetitif, dibandingkan industri sejenis, bagi anggota Dewan Komisaris dan Direksi kepada RUPS;
7. Mengkaji efektivitas sistem pengendalian internal, dengan menilai kompetensi dan jumlah sumber daya, ruang lingkup tugas dan kewenangan, serta independensi dari auditor internal; serta
8. Melakukan pengawasan terhadap penerapan GCG.

Tugas Komisaris Utama

Komisaris Utama berperan sebagai koordinator Dewan Komisaris dan memastikan efektivitas pelaksanaan tugas dan fungsinya. Komisaris Utama mendorong budaya keterbukaan dan dialog konstruktif yang memungkinkan berbagai pandangan diungkapkan, termasuk mengoordinasi penetapan agenda rapat dewan yang tepat dan memastikan waktu yang cukup tersedia untuk mendiskusikan semua agenda. Selain itu, juga harus ada kesempatan bagi Dewan Komisaris untuk bertemu dengan jajaran Direksi serta manajemen senior.

KOMPOSISI DAN KEBERAGAMAN

Hingga berakhirnya tahun buku 2023, Dewan Komisaris Chandra Asri Group berjumlah 15 orang. Pengangkatan Dewan Komisaris tersebut telah memperhatikan ketentuan peraturan perundang-undangan yang berlaku, seperti Lampiran Surat Edaran Otoritas Jasa Keuangan No. 32/SEOJK.04/2015 tentang Pedoman Tata Kelola Perusahaan Terbuka.

Regulasi tersebut, antara lain mengungkapkan bahwa penentuan komposisi anggota Dewan Komisaris memperhatikan keberagaman keahlian, pengetahuan dan pengalaman yang dibutuhkan. Keberagaman tersebut merupakan kombinasi karakteristik yang diinginkan, baik dari segi organ Dewan Komisaris maupun anggota Dewan Komisaris secara individu, sesuai dengan kebutuhan Perseroan.

DUTIES AND RESPONSIBILITIES

The details of the duties and responsibilities of the Board of Commissioners are outlined below:

1. Supervising the management of the Company by the Board of Directors, as well as approving and ratifying the Company's annual work plan and budget;
2. Ensuring that the Board of Directors complies with the prevailing regulations;
3. Providing views and suggestions to the Board of Directors and all staff related to carrying out the management of the Company, namely through the Board of Commissioners and Board of Directors Meetings mechanism;
4. Reviewing all reports from the Board of Directors and Management;
5. Reporting result of Board of Commissioners' supervision over the Board of Directors' performance to the GMS;
6. Proposing a competitive remuneration system for members of the GMS Board of Commissioners and Board of Directors in comparison to similar industries;
7. Assessing the effectiveness of the internal control system, by evaluating the competence and number of resources, the scope of duties and authority, as well as the independence of the internal auditors; and
8. Supervising GCG implementation.

Duties of the President Commissioner

The President Commissioner acts as coordinator of the Board of Commissioners and ensures the effectiveness of the implementation of its duties and functions. The President Commissioner encourages a culture of open and constructive dialogue that allows for the expression of various viewpoints, including coordinating the setting up of appropriate board meeting agendas and ensuring sufficient time is available to discuss all agenda items. In addition, the Board of Commissioners must have the opportunity to meet with the Board of Directors and senior management.

COMPOSITION AND DIVERSITY

As of the end of the 2023 fiscal year, the Company's Board of Commissioners consists of 15 people. The appointment of the Board of Commissioners has taken into account the provisions of the prevailing regulations, such as the Attachment to the Circular Letter of the Financial Services Authority No. 32/SEOJK.04/2015 on Governance Guidelines for Public Companies.

These regulations disclose that the determination of the membership composition of the Board of Commissioners takes into account the diversity of expertise, knowledge, and experience required. This diversity is a combination of desirable characteristics, both in terms of the organs of the Board of Commissioners and the members of the Board of Commissioners individually, in accordance with the needs of the Company.

Komposisi yang telah memperhatikan kebutuhan Perseroan itu merupakan suatu hal yang positif, khususnya terkait pengambilan keputusan dalam rangka pelaksanaan fungsi pengawasan yang dilakukan dengan mempertimbangkan berbagai aspek lebih luas. Informasi terkait komposisi dan keberagaman Dewan Komisaris Perseroan ditunjukkan sebagai berikut:

The composition that has taken into account the needs of the Company is positive, particularly regarding decision-making in the context of implementing the supervisory function, which is carried out by considering various broader aspects. Information related to the composition and diversity of the Company's Board of Commissioners is presented as follows:

Rincian Komposisi dan Keberagaman Dewan Komisaris
Details of the Composition and Diversity of the Board of Commissioners

Nama Name	Jabatan Position	Periode Period	Dasar Pengangkatan Basis of Appointment	Pendidikan dan Pengetahuan Education and Knowledge	Pengalaman Kerja Work Experience
Djoko Suyanto	Presiden Komisaris (Komisaris Independen) President Commissioner (Independent Commissioner)	2015-2018	Keputusan RUPS Luar Biasa 2015 tanggal 20 Maret 2015 2015 Extraordinary GMS Resolution dated 20 March 2015	• AKABRI Indonesian Military Academy • Ilmu Sosial Ilmu Politik Social and Political Science • Lembaga Ketahanan Nasional National Resilience Institute	• Militer Military • Energi Perkebunan Energy Plantation • Politik, Hukum, dan Keamanan Politics, Law, and Security
		2018-2021	Keputusan RUPS Tahunan 2018 tanggal 23 April 2018 2018 Annual GMS Resolution dated 23 April 2018		
		2021-2024	Keputusan RUPS Tahunan 2021 tanggal 15 April 2021 2021 Annual GMS Resolution dated 15 April 2021		
Tan Ek Kia	Wakil Presiden Komisaris (Komisaris Independen) Vice President Commissioner (Independent Commissioner)	2012-2015	Keputusan RUPS Tahunan 2012 tanggal 4 Juni 2012 2012 Annual GMS Resolution dated 4 June 2012	Teknik Mesin Mechanical Engineering	Minyak dan Gas Oil and Gas
		2015-2018	Keputusan RUPS Tahunan 2015 tanggal 8 Juni 2015 2015 Annual GMS Resolution dated 8 June 2015		
		2018-2021	Keputusan RUPS Tahunan 2018 tanggal 23 April 2018 2018 Annual GMS Resolution dated 23 April 2018		
		2021-2024	Keputusan RUPS Tahunan 2021 tanggal 15 April 2021 2021 Annual GMS Resolution dated 15 April 2021		
Ho Hon Cheong	Komisaris (Komisaris Independen) Commissioner (Independent Commissioner)	2015-2018	Keputusan RUPS Luar Biasa 2015 tanggal 20 Maret 2015 2015 Extraordinary GMS Resolution dated 20 March 2015	• Teknik Engineering • Keuangan dan Akuntansi Finance and Accounting	• Keuangan dan Manajemen Risiko Finance and Risk Management • Pengelola Investasi Investment Management
		2018-2021	Keputusan RUPS Tahunan 2018 tanggal 23 April 2018 2018 Annual GMS Resolution dated 23 April 2018		
		2021-2024	Keputusan RUPS Tahunan 2021 tanggal 15 April 2021 2021 Annual GMS Resolution dated 15 April 2021		

Nama Name	Jabatan Position	Periode Period	Dasar Pengangkatan Basis of Appointment	Pendidikan dan Pengetahuan Education and Knowledge	Pengalaman Kerja Work Experience
Agus Salim Pangestu	Komisaris Commissioner	2012-2015	Keputusan RUPS Tahunan 2012 tanggal 4 Juni 2012 2012 Annual GMS Resolution dated 4 June 2012	Ilmu Ekonomi dan Administrasi Bisnis Economic Science and Business Administration	• Sumber Daya Manusia Human Resources • Analis Keuangan Finance Analysis • Perkebunan Plantation • Industri Kimia Chemical Industry
		2015-2018	Keputusan RUPS Tahunan 2015 tanggal 8 Juni 2015 2015 Annual GMS Resolution dated 8 June 2015		
		2018-2021	Keputusan RUPS Tahunan 2018 tanggal 23 April 2018 2018 Annual GMS Resolution dated 23 April 2018		
		2021-2024	Keputusan RUPS Tahunan 2021 tanggal 15 April 2021 2021 Annual GMS Resolution dated 15 April 2021		
Tanawong Areeratchakul	Komisaris Commissioner	2019-2021	Keputusan RUPS Tahunan 2019 tanggal 15 November 2019 2019 Annual GMS Resolution dated 15 November 2019	• Teknik Elektro Electrical Engineering • Manajemen Management	Industri Petrokimia Petrochemical Industry
		2021-2024	Keputusan RUPS Tahunan 2021 tanggal 15 April 2021 2021 Annual GMS Resolution dated 15 April 2021		
Lim Chong Thian	Komisaris Commissioner	2019-2021	Keputusan RUPS Tahunan 2019 tanggal 13 Mei 2019 2019 Annual GMS Resolution dated 13 May 2019	Bisnis Business	• Minyak dan Gas Oil and Gas • Perkebunan Plantation • Industri Kimia Chemical Industry
		2021-2024	Keputusan RUPS Tahunan 2021 tanggal 15 April 2021 2021 Annual GMS Resolution dated 15 April 2021		
Thammasak Sethaudom	Komisaris Commissioner	2018-2021	Keputusan RUPS Luar Biasa tanggal 10 September 2018 Extraordinary GMS Resolution dated 10 September 2018	• Teknik Elektro Electrical Engineering • Administrasi Bisnis Business Administration	Industri Kimia Chemical Industry
		2021-2024	Keputusan RUPS Tahunan 2021 tanggal 15 April 2021 2021 Annual GMS Resolution dated 15 April 2021		
Sakchai Patiparnpreechavud	Komisaris Commissioner	2021-2024	Keputusan RUPS Luar Biasa 2021 tanggal 8 November 2021 2021 Extraordinary GMS Resolution dated 8 November 2021	• Teknik Kimia Chemical Engineering • Administrasi Bisnis Business Administration	• Industri Kimia Chemical Industry • Industri Petrokimia Petrochemical Industry
Kulachet Dharachandra*	Komisaris Commissioner	2021-2024	Keputusan RUPS Luar Biasa 2021 tanggal 8 November 2021 2021 Extraordinary GMS Resolution dated 8 November 2021	• Teknik Kimia Chemical Engineering • Manajemen Management	• Industri Kimia Chemical Industry • Minyak dan Gas Oil and Gas • Koordinasi Proyek Project Coordination
Chatri Eamsobhana**	Komisaris Commissioner	2023-2024	Keputusan RUPS Tahunan 2023 pada tanggal 17 Mei 2023 2023 Annual GMS Resolution dated 17 May 2023	• Administrasi Bisnis Business Administration • Teknik Kimia Chemical Engineering	Industri Kimia Chemical Industry

Nama Name	Jabatan Position	Periode Period	Dasar Pengangkatan Basis of Appointment	Pendidikan dan Pengetahuan Education and Knowledge	Pengalaman Kerja Work Experience
Santi Wasanasiri	Komisaris Commissioner	2021-2024	Keputusan RUPS Luar Biasa 2021 tanggal 8 November 2021 2021 Extraordinary GMS Resolution dated 8 November 2021	Teknik Kimia Chemical Engineering	• Minyak dan Gas Oil and Gas • Petrokimia Petrochemical
Rudy Suparman	Komisaris Commissioner	2021-2024	Keputusan RUPS Luar Biasa 2021 tanggal 8 November 2021 2021 Extraordinary GMS Resolution dated 8 November 2021	Manajemen Keuangan Financial Management	• Energi Energy • Geothermal Geothermal • Perkebunan Plantation
Surong Bulakul	Komisaris (Komisaris Independen) Commissioner (Independent Commissioner)	2021-2024	Keputusan RUPS Luar Biasa 2021 tanggal 8 November 2021 2021 Extraordinary GMS Resolution dated 8 November 2021	• Teknik Industri Industrial Engineering • Riset Operasi Operations Research • Administrasi Bisnis Business Administration	• Anti-korupsi Anti-corruption • Kamar dagang Chamber of Commerce • Plastik Plastic • Gas Gas • Energi Energy
Diana Arsiyanti	Komisaris Commissioner	2023-2024	Keputusan RUPS Luar Biasa 2023 tanggal 12 Januari 2023 2023 Extraordinary GMS Resolution dated 12 January 2023	Hukum Legal	Hukum Legal
Bandhit Thamprajamchit	Komisaris Commissioner	2023-2024	Keputusan RUPS Luar Biasa 2023 tanggal 12 Januari 2023 2023 Extraordinary GMS Resolution dated 12 January 2023	• Teknik Kimia Chemical Engineering • Administrasi Bisnis Business Administration	• Minyak dan Gas Oil and Gas • Petrokimia Petrochemical
Erry Riyana Hardjapamekas	Komisaris (Komisaris Independen) Commissioner (Independent Commissioner)	2021-2024	Keputusan RUPS Luar Biasa 2021 tanggal 8 November 2021 2021 Extraordinary GMS Resolution dated 8 November 2021	Akuntansi Accounting	• Ritel Retail • FMCG FMCG • Satelit Satellite • Pembangkit listrik Power Plant • Konsultan lingkungan Environmental Consultant • Hospitality Hospitality • Anti Korupsi Anti-Corruption

* Menjabat sampai dengan 1 Juli 2023 sesuai dengan keputusan RUPS Tahunan tanggal 17 Mei 2023
** Menjabat sejak 1 Juli 2023 sesuai dengan keputusan RUPS Tahunan tanggal 17 Mei 2023
* Served until 1 July 2023, in accordance with the Annual GMS Resolution dated 17 May 2023
** Served since 1 July 2023, in accordance with the Annual GMS Resolution dated 17 May 2023

KOMISARIS INDEPENDEN

Komisaris Independen merupakan pihak dari luar perusahaan yang tidak terafiliasi, baik dengan anggota Dewan Komisaris lainnya, anggota Direksi, maupun Pemegang Saham Utama

INDEPENDENT COMMISSIONER

Independent Commissioners are parties from outside the Company, unaffiliated with other members of the Board of Commissioners, members of the Board of Directors, as well

dan Pengendali. Komisaris Independen bertanggung jawab untuk melakukan pengawasan sekaligus mewakili kepentingan Pemegang Saham minoritas.

Sesuai ketentuan Peraturan Otoritas Jasa Keuangan No. 33/POJK.04/2014 tentang Direksi dan Dewan Komisaris Emiten atau Perusahaan Publik, jumlah Komisaris Independen minimal 30% dari total Dewan Komisaris yang menjabat. Selaras dengan ketentuan tersebut, RUPS telah mengangkat 5 (lima) atau 33% Komisaris Independen dari 15 orang Dewan Komisaris di Chandra Asri Group hingga akhir tahun buku 2023.

Kriteria Penentuan Komisaris Independen

Seluruh Komisaris Independen Perseroan telah memenuhi ketentuan Peraturan Otoritas Jasa Keuangan No. 33/POJK.04/2014 tentang Direksi dan Dewan Komisaris Emiten atau Perusahaan Publik, yaitu:

1. Bukan merupakan orang yang bekerja atau mempunyai wewenang dan tanggung jawab untuk merencanakan, memimpin, mengendalikan, atau mengawasi kegiatan Perseroan dalam waktu 6 (enam) bulan terakhir sejak pengangkatan pertama kali;
2. Tidak mempunyai saham, baik langsung maupun tidak langsung pada Perseroan;
3. Tidak mempunyai hubungan afiliasi dengan Perseroan, anggota Dewan Komisaris, anggota Direksi, atau Pemegang Saham Utama Perseroan;
4. Tidak mempunyai hubungan usaha, baik langsung maupun tidak langsung, yang berkaitan dengan kegiatan usaha Perseroan;
5. Tidak memiliki rangkap jabatan pada perusahaan lainnya yang terafiliasi dengan Perseroan; dan
6. Mengerti peraturan perundang-undangan di bidang pasar modal.

Independensi dan Hubungan Afiliasi

Pengambilan keputusan yang dilakukan oleh Dewan Komisaris dilakukan secara objektif dan bertujuan semata-mata untuk kepentingan Perseroan. Untuk itu diperlukan independensi yang dapat terwujud dengan menghindari berbagai jenis konflik kepentingan, baik sesama anggota Dewan Komisaris, Direksi, Pemegang Saham Pengendali, maupun pihak eksternal yang berkepentingan lainnya.

Hubungan afiliasi antara anggota Dewan Komisaris, Direksi, dan Pemegang Saham Pengendali, dapat dilihat sebagaimana tabel di bawah ini:

as the Major and Controlling Shareholders. Independent Commissioners are responsible for overseeing and representing the interests of minority shareholders.

Pursuant to the provisions of Financial Services Authority Regulation No. 33/POJK.04/2014 on the Board of Directors and Board of Commissioners of Issuers or Public Companies, the number of Independent Commissioners is at least 30% of the total number of commissioners serving on the board. In line with these provisions, the GMS has appointed 5 (five) or 33% Independent Commissioners from the 15 members of the Board of Commissioners at Chandra Asri Group as of the end of the 2023 fiscal year.

Criteria of Independent Commissioner

All of the Company's Independent Commissioners have complied with the provisions of Financial Services Authority Regulation No. 33/POJK.04/2014 on Board of Directors and Board of Commissioners of Issuer or Public Companies, as follows:

1. Not being employed nor having the authority and responsibility to plan, lead, control, or supervise the Company's activities 6 (six) months prior to the first appointment;
2. Has no shares in the Company, either directly or indirectly;
3. Has no affiliation with the Company, its board of commissioners, its board of directors, or its majority shareholders;
4. Has no business relationship, either directly or indirectly, related to the Company's business activities;
5. Has no concurrent positions at other companies affiliated with the Company; and
6. Understanding the laws and regulations in the field of capital market.

Independency and Affiliated Relationship

Decision-making by the Board of Commissioners is carried out objectively and solely in the interests of the Company. Therefore, independence is required, which can be realized by avoiding various types of conflicts of interest, both among members of the Board of Commissioners, Directors, Controlling Shareholders, and other interested external parties.

The affiliated relations between members of the Board of Commissioners, Board of Directors, and Controlling Shareholders, can be viewed in the following table:

Hubungan Keuangan, Keluarga dan Kepengurusan Komisaris
Financial, Family, and Management Relationships of the Commissioner

Nama Name	Jabatan Position	Hubungan Keuangan dan/atau Kepengurusan dengan Financial and/or Management Relationship			Hubungan Keluarga dengan Family Relationship with		
		Dewan Komisaris Board of Commissioners	Direksi Board of Directors	Pemegang Saham Shareholders	Dewan Komisaris Board of Commissioners	Direksi Board of Directors	Pemegang Saham Shareholders
Djoko Suyanto	Presiden Komisaris (Komisaris Independen) President Commissioner (Independent Commissioner)	-	-	-	-	-	-
Tan Ek Kia	Wakil Presiden Komisaris (Komisaris Independen) Vice President Commissioner (Independent Commissioner)	-	-	-	-	-	-
Ho Hon Cheong	Komisaris (Komisaris Independen) Commissioner (Independent Commissioner)	-	-	-	-	-	-
Agus Salim Pangestu	Komisaris Commissioner	-	-	✓	-	✓	✓
Tanawong Areeratchakul	Komisaris Commissioner	-	-	✓	-	-	-
Lim Chong Thian	Komisaris Commissioner	-	-	✓	-	-	-
Thammasak Sethaudom	Komisaris Commissioner	-	-	✓	-	-	-
Sakchai Patiparnpreechavud	Komisaris Commissioner	-	-	✓	-	-	-
Kulachet Dharachandra*	Komisaris Commissioner	-	-	✓	-	-	-
Chatri Eamsobhana**	Komisaris Commissioner	-	-	✓	-	-	-
Santi Wasanasiri	Komisaris Commissioner	-	-	✓	-	-	-
Rudy Suparman	Komisaris Commissioner	-	-	✓	-	-	-
Surong Bulakul	Komisaris (Komisaris Independen) Commissioner (Independent Commissioner)	-	-	-	-	-	-
Diana Arsiyanti	Komisaris Commissioner	-	-	✓	-	-	-
Bandhit Thamprajamchit	Komisaris Commissioner	-	-	✓	-	-	-

Nama Name	Jabatan Position	Hubungan Keuangan dan/atau Kepengurusan dengan Financial and/or Management Relationship			Hubungan Keluarga dengan Family Relationship with		
		Dewan Komisaris Board of Commissioners	Direksi Board of Directors	Pemegang Saham Shareholders	Dewan Komisaris Board of Commissioners	Direksi Board of Directors	Pemegang Saham Shareholders
Erry Riyana Hardjapamekas	Komisaris (Komisaris Independen) Commissioner (Independent Commissioner)	-	-	-	-	-	-

*Menjabat sampai dengan 1 Juli 2023 sesuai dengan keputusan RUPS Tahunan tanggal 17 Mei 2023
**Menjabat sejak 1 Juli 2023 sesuai dengan keputusan RUPS Tahunan tanggal 17 Mei 2023
*Served until 1 July 2023, in accordance with the Annual GMS Resolution dated 17 May 2023
**Served since 1 July 2023, in accordance with the Annual GMS Resolution dated 17 May 2023

ORIENTASI BAGI DEWAN KOMISARIS BARU

Chandra Asri Group telah memiliki mekanisme pemberian orientasi bagi anggota Dewan Komisaris baru. Pelaksanaan program tersebut dilakukan setelah pengangkatan oleh RUPS.

Dalam kegiatan orientasi, Perseroan menginformasikan materi yang relevan dengan perkembangan kegiatan usaha, yang disampaikan oleh Direktur terkait. Kegiatan ini dikoordinasikan oleh Sekretaris Perusahaan.

Pada tahun 2023, Perseroan mengalami perubahan susunan Dewan Komisaris. Kegiatan orientasi bagi 1 (satu) komisaris baru telah dilaksanakan, antara lain terkait dengan penyampaian materi Tata Kelola Perusahaan, Strategi dan Kinerja Perseroan, Manajemen Risiko, dan topik-topik yang relevan dengan bidang tugas Komisaris baru.

PELAKSANAAN TUGAS TAHUN BUKU

Selama tahun 2023, pelaksanaan tugas Dewan Komisaris Perseroan yang telah direalisasikan, antara lain:

1. Memantau dan memberi nasihat kepada Direksi terkait kinerja Perseroan, seperti operasional, keuangan, dan penjualan;
2. Mengawasi penerapan kebijakan strategis oleh Direksi;
3. Meninjau perkembangan implementasi proyek yang sedang berlangsung dan dalam perencanaan;
4. Meninjau Laporan Keuangan periode tahun buku 2023; dan
5. Mengevaluasi pencapaian kinerja *Corporate Scorecard* 2023 serta *review* dan menyetujui anggaran dan *Corporate Scorecard* tahun berikutnya.

ORIENTATION FOR THE NEW BOARD OF COMMISSIONERS

Chandra Asri Group has a mechanism in place to provide orientation to new members of the Board of Commissioners. The program is implemented following an appointment by the GMS.

In the orientation activities, the Company provides material relevant to the development of business activities that is presented by the appropriate Director. This activity is managed by the Corporate Secretary.

In 2023, the Company made a change in the composition of the Board of Commissioners. Orientation activities for 1 (one) new Commissioner have been carried out, among others related to the delivery of material on Corporate Governance, Company Strategy and Performance, Risk Management, and topics relevant to the duties of the new Commissioners.

IMPLEMENTATION OF DUTIES DURING THE FISCAL YEAR

The implementation of the duties of the Company's Board of Commissioners during 2023 is described as follows:

1. Monitoring and providing advice to the Board of Directors related to the Company's performance, such as operations, finance, and sales;
2. Supervising the implementation of the strategic policies by the Board of Directors;
3. Reviewing the progress of ongoing and planned project implementation;
4. Reviewing the Financial Statements for the 2023 fiscal year; and
5. Evaluating the achievement of Corporate Scorecard 2023 performance and reviewing as well as approving the following year's budget and Corporate Scorecard.

RAPAT DEWAN KOMISARIS

Kebijakan

Kebijakan terkait rapat Dewan Komisaris, antara lain mengacu pada Peraturan Otoritas Jasa Keuangan No. 33/POJK.04/2014 tentang Direksi dan Dewan Komisaris Emiten atau Perusahaan Publik. Dewan Komisaris wajib mengadakan rapat paling kurang 1 (satu) kali dalam 2 (dua) bulan. Rapat tersebut dapat dilangsungkan apabila dihadiri mayoritas dari seluruh anggota Dewan Komisaris.

Dewan Komisaris juga wajib mengadakan rapat bersama Direksi secara berkala, paling kurang 1 (satu) kali dalam 4 (empat) bulan. Seluruh kehadiran rapat Dewan Komisaris wajib disampaikan dalam laporan tahunan.

Pengambilan keputusan kedua rapat ini didasarkan pada musyawarah untuk mufakat dengan ketentuan kuorum untuk seluruh rapat Dewan Komisaris adalah lebih dari separuh jumlah anggota Dewan Komisaris yang hadir. Bilamana musyawarah untuk mufakat tidak tercapai, maka pengambilan keputusan dapat diputuskan pada suara terbanyak yang hadir dalam rapat tersebut.

Frekuensi dan Kehadiran

Sepanjang tahun 2023, Dewan Komisaris telah melaksanakan rapat internal sebanyak 6 (enam) kali, rapat gabungan dengan Direksi 4 (empat) kali, serta pelaksanaan RUPS 3 (tiga) kali. Rincian frekuensi dan tingkat kehadiran Dewan Komisaris dalam rapat diungkapkan dalam tabel di bawah ini:

BOARD OF COMMISSIONERS MEETINGS

Policy

The Board of Commissioners meeting-related policy set by the Company, among others, refers to Financial Services Authority Regulation No. 33/POJK.04/2014 on the Board of Directors and Board of Commissioners of Issuers or Public Companies. The Board of Commissioners is required to hold a meeting at least once every two months. The meeting can be held if it is attended by a majority of all members of the Board of Commissioners.

The Board of Commissioners is also required to hold regular meetings with the Board of Directors, at least once every four months. The annual report must include all attendance at the Board of Commissioners meeting.

The decision-making process for these two meetings is based on deliberation to reach a consensus, with the provision that the quorum for all Board of Commissioners meetings is more than half of the total number of members present. In the event that deliberation to reach consensus cannot be reached, the decision can be made by a majority vote of those present at the meeting.

Frequency and Attendance

During 2023, the Board of Commissioners has held 6 (six) internal meetings, 4 (four) joint meetings with the Board of Directors, and 3 (three) GMS. Details of the frequency and attendance rate of the Board of Commissioners in meetings are disclosed in the following table:

Frekuensi dan Tingkat Kehadiran Dewan Komisaris dalam Rapat
Frequency and Attendance of the Board of Commissioners in Meetings

Nama Name	Jabatan Position	Rapat Internal Dewan Komisaris Board of Commissioners Internal Meeting			Rapat Gabungan dengan Direksi Joint Meetings with the Board of Directors			RUPS GMS (General Meeting Shareholders)		
		Jumlah Rapat Number of Meetings	Jumlah Kehadiran Number of Attendance	%	Jumlah Rapat Number of Meetings	Jumlah Kehadiran Number of Attendance	%	Jumlah Rapat Number of Meetings	Jumlah Kehadiran Number of Attendance	%
Djoko Suyanto	Presiden Komisaris (Komisaris Independen) President Commissioner (Independent Commissioner)	6	5	83,33	4	4	100	3	3	100
Tan Ek Kia	Wakil Presiden Komisaris (Komisaris Independen) Vice President Commissioner (Independent Commissioner)	6	6	100	4	4	100	3	3	100

Nama Name	Jabatan Position	Rapat Internal Dewan Komisaris Board of Commissioners Internal Meeting			Rapat Gabungan dengan Direksi Joint Meetings with the Board of Directors			RUPS GMS (General Meeting Shareholders)		
		Jumlah Rapat Number of Meetings	Jumlah Kehadiran Number of Attendance	%	Jumlah Rapat Number of Meetings	Jumlah Kehadiran Number of Attendance	%	Jumlah Rapat Number of Meetings	Jumlah Kehadiran Number of Attendance	%
Ho Hon Cheong	Komisaris (Komisaris Independen) Commissioner (Independent Commissioner)	6	3	50	4	4	100	3	3	100
Agus Salim Pangestu	Komisaris Commissioner	6	6	100	4	4	100	3	3	100
Tanawong Areeratchakul	Komisaris Commissioner	6	5	83,33	4	4	100	3	0	0
Lim Chong Thian	Komisaris Commissioner	6	6	100	4	4	100	3	3	100
Thammasak Sethaudom	Komisaris Commissioner	6	4	66,67	4	3	75	3	0	0
Sakchai Patiparnpreechavud	Komisaris Commissioner	6	5	83,33	4	4	100	3	1	33,34
Kulachet Dharachandra*	Komisaris Commissioner	3	2	66,67	2	2	100	2	0	0
Chatri Eamsobhana**	Komisaris Commissioner	6	6	100	4	4	100	1	0	0
Santi Wasanasiri	Komisaris Commissioner	6	6	100	4	4	100	3	2	66,67
Rudy Suparman	Komisaris Commissioner	6	5	83,33	4	4	100	3	3	100
Surong Bulakul	Komisaris (Komisaris Independen) Commissioner (Independent Commissioner)	6	6	100	4	4	100	3	2	66,67
Diana Arsiyanti	Komisaris Commissioner	6	6	100	4	4	100	2	2	100
Bandhit Thamprajamchit	Komisaris Commissioner	6	4	66,67	4	2	50	2	1	50
Erry Riyana Hardjapamekas	Komisaris (Komisaris Independen) Commissioner (Independent Commissioner)	6	6	100	4	4	100	3	2	66,67

*Menjabat sampai dengan 1 Juli 2023 sesuai dengan keputusan RUPS Tahunan tanggal 17 Mei 2023
**Menjabat sejak 1 Juli 2023 sesuai dengan keputusan RUPS Tahunan tanggal 17 Mei 2023
*Served until 1 July 2023, in accordance with the Annual GMS Resolution dated 17 May 2023
**Served since 1 July 2023, in accordance with the Annual GMS Resolution dated 17 May 2023

Agenda Rapat Internal Dewan Komisaris
Agenda of Board of Commissioners Internal Meetings

No.	Tanggal Date	Agenda Agenda
1.	8 Februari 2023 8 February 2023	Kinerja Perseroan Bulan Desember 2022. Company's performance for the month of December 2022.
2.	8 Maret 2023 8 March 2023	Kinerja Perseroan Bulan Januari 2023. Company's performance for the month of January 2023.
3.	7 Juni 2023 7 June 2023	Kinerja Perseroan Bulan April 2023. Company's performance for the month of April 2023.
4.	7 Agustus 2023 7 August 2023	Kinerja Perseroan Bulan Juni 2023. Company's performance for the month of June 2023.
5.	6 September 2023 6 September 2023	Kinerja Perseroan Bulan Juli 2023. Company's performance for the month of July 2023.
6.	4 Desember 2023 4 December 2023	Kinerja Perseroan Bulan Oktober 2023. Company's performance for the month of October 2023.

Agenda Rapat Dewan Komisaris dan Direksi
Agenda of Joint Meeting of the Board of Commissioners and Board of Directors

No.	Tanggal Date	Agenda Agenda
1.	8 Maret 2023 8 March 2023	• Laporan perkembangan status proyek yang sedang berjalan. • Pembahasan kinerja kuartalan. • Pembahasan ukuran kinerja (*scorecard*) Perseroan. • Pembahasan dan persetujuan audit 2022. • Penelaahan Laporan Tahunan 2022. • Persetujuan agenda pembahasan dalam RUPS 2023. • Penggunaan laba bersih Perseroan tahun 2022. • Pembahasan prakiraan kuartal I-2023. • Pembahasan lain. • Report on the progress of the ongoing project. • Quarterly performance discussion. • Discussion on the Company's scorecard. • Discussion and approval of the 2022 Audit. • Review of the 2022 Annual Report. • Approval of the proposed agenda for 2023 GMS. • The use of the Company's Net Profits for 2022. • Discussion of the Q1 2023 forecast. • Other discussion.
2.	7 Juni 2023 7 June 2023	• Laporan perkembangan status proyek yang sedang berjalan. • Pembahasan kinerja kuartalan. • Pembahasan prakiraan kuartal II-2023. • Pembahasan lain. • Report on the progress of the ongoing project. • Quarterly performance discussion. • Discussion of the Q2 2023 forecast. • Other discussion.
3.	6 September 2023 6 September 2023	• Laporan perkembangan status proyek yang sedang berjalan. • Pembahasan kinerja kuartalan. • Pembahasan prakiraan kuartal III-2023. • Pembahasan rencana bisnis tahun 2024. • Pembahasan lain. • Report on the progress of the ongoing project. • Quarterly performance discussion. • Discussion of the Q3 2023 forecast. • Discussion of the 2024 business plan. • Other discussion.
4.	4 Desember 2023 4 December 2023	• Laporan perkembangan status proyek yang sedang berjalan. • Pembahasan kinerja kuartalan. • Pembahasan prakiraan kuartal IV-2023. • Persetujuan anggaran tahun 2024. • Pembahasan hasil kinerja hingga September (*Year to Date*/YTD) dan rencana target 2024. • Pembahasan lain. • Report on the progress of the ongoing project. • Quarterly performance discussion. • Discussion of the Q4 2023 forecast. • Approval for 2024 Budget. • Discussion of performance results until September (Year to Date/YTD) and planned targets for 2024. • Other discussion.

PENGEMBANGAN KOMPETENSI DEWAN KOMISARIS

Kebijakan

Pengembangan kompetensi Dewan Komisaris merupakan bagian dari upaya untuk mengikuti perkembangan kondisi eksternal, terutama yang berpotensi memberikan dampak bagi Perseroan. Kondisi dimaksud tidak terbatas pada perkembangan industri, tetapi juga terkait dengan informasi regulasi atau lainnya. Karena itu, Perseroan telah memiliki kebijakan untuk memberikan dukungan bagi kegiatan pengembangan kompetensi Dewan Komisaris.

Realisasi

Seiring dengan penambahan kegiatan usaha Perseroan, kegiatan di internal semakin dinamis. Karena itu, sepanjang tahun 2023 tidak ada anggota Dewan Komisaris yang mengikuti kegiatan pelatihan dan pengembangan kompetensi.

COMPETENCY DEVELOPMENT OF THE BOARD OF COMMISSIONERS

Policy

The competency development for the Board of Commissioners is part of efforts to keep abreast of developments in external conditions, especially those that have the potential to impact the Company. These conditions are not limited to industrial developments but also relate to regulatory or other information. Therefore, the Company has a policy to provide support for competency development activities for the Board of Commissioners.

Realization

Along with the expansion of the Company's business activities, internal activities are becoming more dynamic. Therefore, no members of the Board of Commissioners participated in competency training and development activities in 2023.

DEWAN DIREKSI
Board of Directors

Sesuai dengan Peraturan Otoritas Jasa Keuangan (POJK) No. 33/POJK.04/2014 tentang Direksi dan Dewan Komisaris Emiten atau Perusahaan Publik, Direksi merupakan organ Perseroan yang berwenang dan bertanggung jawab penuh atas pengurusan Perseroan untuk kepentingan Perseroan. Pelaksanaan kepengurusan tersebut dilaksanakan sesuai dengan maksud dan tujuan Perseroan yang ditetapkan dalam anggaran dasar.

Direksi bertindak secara cermat, berhati-hati, dan dengan mempertimbangkan berbagai aspek penting yang relevan dalam pelaksanaan tugasnya. Direksi menggunakan wewenang yang dimiliki semata-mata untuk kepentingan Perseroan.

PEDOMAN KERJA *(BOARD CHARTER)*

Direksi Chandra Asri Group telah memiliki pedoman kerja (*board charter*), sebagai acuan dalam menjalankan fungsi dan tanggung jawabnya. Pedoman tersebut berlandaskan pada Undang-Undang No. 40 Tahun 2007 tentang Perseroan Terbatas, Peraturan Otoritas Jasa Keuangan No. 33/POJK.04/2014 tentang Direksi dan Dewan Komisaris Emiten atau Perusahaan Publik, Anggaran Dasar Perseroan serta

In accordance with Financial Services Authority Regulation (POJK) No. 33/POJK.04/2014 on the Board of Directors and Board of Commissioners of Issuers or Public Companies, the Board of Directors is the authorized organ of the Company who is fully responsible for managing the Company for the interests of the Company. The implementation of management is carried out in accordance with the purposes and objectives of the Company as stipulated in the articles of association.

The Board of Directors acts carefully, prudently, and by considering various important aspects that are relevant to the implementation of their duties. The Board of Directors uses its authority solely in the interests of the Company.

BOARD OF DIRECTORS CHARTER

The Chandra Asri Group Board of Directors has a board charter as a reference in carrying out its functions and responsibilities. The guidelines are based on Law No. 40/2007 on Limited Liability Companies, Financial Services Authority Regulation No. 33/POJK.04/2014 on the Board of Directors and Board of Commissioners of Issuers or Public Companies, the Company's Articles of Association, as well as

peraturan perundang-undangan lain yang relevan. Pedoman Direksi memuat:
1. Landasan Hukum;
2. Deskripsi Tugas, Tanggung Jawab, dan Wewenang;
3. Nilai-nilai;
4. Waktu Kerja;
5. Kebijakan Rapat;
6. Pelaporan dan Pertanggungjawaban;
7. Benturan Kepentingan;
8. Fungsi Nominasi yang Dilakukan oleh Dewan Komisaris; dan
9. Penutupan.

other relevant laws and regulations. The Board of Directors Guidelines contain the following:
1. Legal Framework;
2. Description of Duties, Responsibilities, and Authority;
3. Corporate Values;
4. Working Hours;
5. Meeting Policy;
6. Reporting and Accountability;
7. Conflicts of Interest;
8. The Nomination Function Carried Out by the Board of Commissioners; and
9. Closing.

TUGAS DAN TANGGUNG JAWAB

Direksi memiliki tugas dan tanggung jawab secara kolegial yaitu memimpin dan mengelola Perseroan untuk mencapai tujuan yang telah ditetapkan. Direksi juga bertanggung jawab mengelola serta memastikan bahwa aset Perseroan digunakan hanya untuk kepentingan Perseroan. Pelaksanaan tugas dan tanggung jawab Direksi disesuaikan dengan amanat Anggaran Dasar Perseroan dan kondisi internal serta eksternal.

Selain tugas kolegial tersebut, masing-masing Direksi Perseroan mengemban tugas dan tanggung jawab khusus, yaitu:

DUTIES AND RESPONSIBILITIES

The Board of Directors has collegiate duties and responsibilities, i.e., to lead and manage the Company to achieve the established goals. The Board of Directors is also responsible for managing and ensuring that the Company's assets are used only in the interests of the Company. The implementation of the Board of Directors' duties and responsibilities is tailored to the mandate of the Company's Articles of Association as well as internal and external conditions.

In addition to the collegial duty, each member of the Board of Directors has the following individual duties and responsibilities:

Pembidangan Tugas Direksi
Division of Duties of the Board of Directors

Nama Name	Jabatan Position	Pembidangan Tugas Division of Duties
Erwin Ciputra	Presiden Direktur President Director	Mengelola dan mengembangkan usaha Perseroan sesuai dengan Anggaran Dasar dan Rapat Umum Pemegang Saham. Managing and developing the Company's business in accordance with the Articles of Association and the General Meeting of Shareholders.
Baritono Prajogo Pangestu	Wakil Presiden Direktur Komersial Commercial Vice President Director	**Bidang Komersial** Mengelola dan mengembangkan lini yang berkaitan dengan penjualan dan rantai pasok. **Commercial Sector** Managing and developing matters related to sales and supply chain.
• Krit Bunnag* • Pholavit Thiebpattama**	Wakil Presiden Direktur Operasi Operation Vice President Director	**Bidang Operasi** Mengelola dan mengembangkan hal-hal yang berkaitan dengan pengembangan usaha dan operasional. **Operations Sector** Managing and developing matters related to business development and operations.

Nama Name	Jabatan Position	Pembidangan Tugas Division of Duties
Andre Khor Kah Hin	Direktur Keuangan Finance Director	**Bidang Keuangan** Mengelola dan mengembangkan hal-hal yang berkaitan dengan keuangan, akuntansi, perpajakan, perbendaharaan, hubungan investor, transformasi digital, dan teknologi informasi. **Finance Sector** Managing and developing matters related to finance, accounting, taxation, treasury, investor relations, digital transformation, and information technology.
Raymond Budhin	Direktur Polymer Sales Polymer Sales Director	**Bidang Penjualan Polymer** Mengelola dan mengembangkan hal-hal yang berkaitan dengan penjualan produk. **Sales Polymers Sector** Manage and develop matters related to product sales.
Prapote Stianpapong	Direktur Produksi Manufacturing Director	**Bidang Manufaktur** Mengelola dan mengembangkan hal-hal yang berkaitan dengan operasional pabrik, meliputi proses produksi, laboratorium, dan kesehatan serta keselamatan kerja. **Production Sector** Managing and fostering matters related to plant operations, including production process, laboratory, and occupational health and safety.
Fransiskus Ruly Aryawan	Direktur Supply Chain Supply Chain Director	**Bidang Supply Chain** Mengelola dan mengembangkan hal-hal yang berkaitan dengan rantai pasok meliputi manajemen kontrak, pengadaan, dan bahan baku. **Supply Chain Sector** Managing and developing matters related to the supply chain including contract management, procurement, and raw materials.
Suryandi	Direktur SDM dan Urusan Korporasi Human Resources and Corporate Affairs Director	**Bidang Sumber Daya Manusia & Urusan Korporat** Mengelola dan mengembangkan hal-hal yang berkaitan dengan pengembangan sumber daya manusia dan urusan korporat. **Human Resources and Corporate Affairs Sector** Managing and developing matters related to human resources development and corporate affairs.
Sarayuth Vorapruekjaru**	Direktur Proyek Project Director	**Bidang Pengelolaan Proyek** Mengelola dan mengembangkan hal-hal yang berkaitan dengan proyek untuk pengembangan usaha Perseroan. **Project Management Sector** Managing and developing matters related to the projects for Company's business development.
Petch Niyomsen	Direktur Monomer Intermediaries Monomer Intermediaries Director	**Bidang Monomer & Intermediaries** Mengelola dan mengembangkan hal-hal yang berkaitan dengan penjualan produk monomer. **Monomer & Intermediaries Sector** Managing and developing matters related to the sale of monomer products.

Nama Name	Jabatan Position	Pembidangan Tugas Division of Duties
• Nattapong Tumsaroj*** • Anawat Chansaksoong****	Direktur Strategi dan Pengembangan Bisnis Strategy and Business Development Director	**Bidang Strategi & Pengembangan Bisnis** Mengelola dan mengembangkan hal-hal yang berkaitan dengan strategi pengembangan bisnis Perseroan. **Business Strategy & Development Sector** Managing and developing matters related to the Company's business development strategy.
Suwit Wiwattanawanich	Direktur Proyek, Pemeliharaan dan Teknologi Project, Maintenance and Technology Director	**Bidang Proyek, Pemeliharaan & Teknologi** Mengelola dan mengembangkan hal-hal yang berkaitan dengan perawatan, proses rekayasa, teknologi, dan konstruksi. **Projects, Maintenance, & Technology Sector** Managing and developing matters related to maintenance, process engineering, technology, and construction.
Phuping Taweesarp	Direktur ESG dan Keberlanjutan ESG and Sustainability Director	**Bidang ESG & Sustainability** Mengelola dan mengembangkan hal-hal yang berkaitan dengan tata kelola lingkungan, sosial, dan keberlanjutan. **ESG & Sustainability Sector** Managing and developing matters related to environmental, social, and sustainability governance.
Boedijono Hadipoespito	Direktur Produksi Hilir Downstream Production Director	**Bidang Produksi Hilir** Mengelola dan mengembangkan hal-hal yang berkaitan dengan operasional produksi hilir, meliputi produksi produk Polymer, Styrene, dan pengelolaan laboratorium. **Downstream Production Sector** Managing and developing matters related to downstream production operations, including the production of Polymer products, Styrene, and laboratory management.
Edi Riva'i	Direktur Legal dan Urusan Eksternal Legal and External Affairs Director	**Bidang Legal & Urusan Eksternal** Mengelola dan mengembangkan hal-hal yang berkaitan dengan legalitas dan hubungan eksternal. **Legal & External Affairs Sector** Managing and developing matters related to legality and external relations.

*Menjabat sampai dengan 1 Juni 2023 sesuai dengan keputusan RUPS Tahunan tanggal 17 Mei 2023
**Menjabat sejak 1 Juni 2023 sesuai dengan keputusan RUPS Tahunan tanggal 17 Mei 2023
***Menjabat sampai dengan 1 Januari 2024 sesuai dengan Keputusan RUPS Luar Biasa tanggal 29 Desember 2023
****Menjabat sejak 1 Januari 2024 sesuai dengan Keputusan RUPS Luar Biasa tanggal 29 Desember 2023
*Served until 1 June 2023, in accordance with the Annual GMS Resolution dated 17 May 2023
**Served since 1 June 2023, in accordance with the Annual GMS Resolution dated 17 May 2023
***Served until 1 January 2024, in accordance with the Extraordinary GMS Resolution dated 29 December 2023
****Served since 1 January 2024, in accordance with the Extraordinary GMS Resolution dated 29 December 2023

KOMPOSISI DAN KEBERAGAMAN

Hingga berakhirnya tahun buku 2023, Direksi Perseroan berjumlah 15 orang. Jumlah tersebut telah memadai dalam menjawab kebutuhan dan perkembangan usaha Perseroan, sehingga memungkinkan Direksi menjalankan pengelolaan usaha dengan baik, secara bersama-sama maupun masing-masing.

Agar setiap pengambilan keputusan Direksi efektif dan tepat sasaran, keanggotaan Direksi juga memperhatikan keberagaman pendidikan dan pengetahuan, serta pengalaman kerja masing-masing anggotanya. Informasi

COMPOSITION AND DIVERSITY

As of the end of the 2023 financial year, the Company's Board of Directors consists of 15 people. This number is sufficient to respond to the needs and development of the Company's business, enabling the Board of Directors to carry out business management properly, both collectively and individually.

To ensure that every decision-making by the Board of Directors is effective and accurate, the membership of the Board of Directors also takes into account the diversity of education and knowledge, as well as the work experience of

terkait komposisi dan keberagaman Direksi Perseroan pada tahun buku 2023 ditunjukkan sebagai berikut:

each member. Information related to the composition and diversity of the Company's Board of Directors for the 2023 period is presented as follows:

Rincian Komposisi dan Keberagaman Direksi
Details of the Composition and Diversity of the Board of Directors

Nama Name	Jabatan Position	Periode Period	Dasar Pengangkatan Basis of Appointment	Pendidikan dan Pengetahuan Education and Knowledge	Pengalaman Kerja Work Experience
Erwin Ciputra	Presiden Direktur President Director	2012-2015	Keputusan RUPS Tahunan 2012 tanggal 4 Juni 2012 2012 Annual GMS Resolution dated 4 June 2012	Ekonomi Economics	• Sekuritas Securities • Aset Manajemen Asset Management • Industri Kimia Chemical Industry
		2015-2018	Keputusan RUPS Tahunan 2015 tanggal 8 Juni 2015 2015 Annual GMS Resolution dated 8 June 2015		
		2018-2021	Keputusan RUPS Tahunan 2018 tanggal 23 April 2018 2018 Annual GMS Resolution dated 23 April 2018		
		2021-2024	Keputusan RUPS Tahunan 2021 tanggal 15 April 2021 2021 Annual GMS Resolution dated 15 April 2021		
Baritono Prajogo Pangestu	Wakil Presiden Direktur Vice President Director	2012-2015	Keputusan RUPS Tahunan 2012 tanggal 4 Juni 2012 2012 Annual GMS Resolution dated 4 June 2012	Bisnis Business	Industri Kimia Chemical Industry
		2015-2018	Keputusan RUPS Tahunan 2015 tanggal 8 Juni 2015 2015 Annual GMS Resolution dated 8 June 2015		
		2018-2021	Keputusan RUPS Tahunan 2018 tanggal 23 April 2018 2018 Annual GMS Resolution dated 23 April 2018		
		2021-2024	Keputusan RUPS Tahunan 2021 tanggal 15 April 2021 2021 Annual GMS Resolution dated 15 April 2021		
Krit Bunnag*	Wakil Presiden Direktur Vice President Director	2022-2024	Keputusan RUPS Tahunan 2022 tanggal 18 April 2022 2022 Annual GMS Resolution dated 18 April 2022	Teknik Elektro Electrical Engineering	Industri Kimia Chemical Industry
Pholavit Thiebpattama**	Wakil Presiden Direktur Vice President Director	2023-2024	Keputusan RUPS Tahunan 2023 tanggal 17 Mei 2023 2023 Annual GMS Resolution dated 17 May 2023	Teknik Elektro Electrical Engineering	Industri Kimia Chemical Industry

Nama Name	Jabatan Position	Periode Period	Dasar Pengangkatan Basis of Appointment	Pendidikan dan Pengetahuan Education and Knowledge	Pengalaman Kerja Work Experience
Andre Khor Kaah Hin	Direktur Director	2019-2021	Keputusan RUPS Tahunan 2019 tanggal 13 Mei 2019 2019 Annual GMS Resolution dated 13 May 2019	Keuangan Finance	Minyak dan Gas Oil and Gas
		2021-2024	Keputusan RUPS Tahunan 2021 tanggal 15 April 2021 2021 Annual GMS Resolution dated 15 April 2021		
Raymond Budhin	Direktur Director	2022-2024	Keputusan RUPS Luar Biasa 2022 tanggal 5 Agustus 2022 2022 Extraordinary GMS Resolution dated 5 August 2022	Ilmu Sosial Social Science	• Properti Properties • Keuangan Finance • Industri Kimia Chemical Industry
Prapote Stianpapong	Direktur Director	2022-2024	Keputusan RUPS Luar Biasa 2022 tanggal 5 Agustus 2022 2022 Extraordinary GMS Resolution dated 5 August 2022	• Manajemen Management • Teknik Kimia Chemical Engineering	Industri Kimia Chemical Industry
Fransiskus Ruly Aryawan	Direktur Director	2015-2018	Keputusan RUPS Tahunan 2015 tanggal 8 Juni 2015 2015 Annual GMS Resolution dated 8 June 2015	Keuangan Finance	• Keuangan Finance • Industri Kimia Chemical Industry
		2018-2021	Keputusan RUPS Tahunan 2018 tanggal 23 April 2018 2018 Annual GMS Resolution dated 23 April 2018		
		2021-2024	Keputusan RUPS Tahunan 2021 tanggal 15 April 2021 2021 Annual GMS Resolution dated 15 April 2021		
Suryandi	Direktur Director	2013-2015	Keputusan RUPS Luar Biasa 2013 tanggal 31 Oktober 2013 2013 Extraordinary GMS Resolution dated 31 October 2013	Ekonomi Economics	• Keuangan Finance • Industri Kimia Chemical Industry
		2015-2018	Keputusan RUPS Tahunan 2015 tanggal 8 Juni 2015 2015 Annual GMS Resolution dated 8 June 2015		
		2018-2021	Keputusan RUPS Luar Biasa 2018 tanggal 24 Oktober 2018 2018 Extraordinary GMS Resolution dated 24 October 2018		
		2021-2024	Keputusan RUPS Tahunan 2021 tanggal 15 April 2021 2021 Annual GMS Resolution dated 15 April 2021		
Sarayuth Vorapruekjaru**	Direktur Director	2023-2024	Keputusan RUPS Tahunan 2023 tanggal 17 Mei 2023 2023 Annual GMS Resolution dated 17 May 2023	Teknik Kimia Chemical Engineering	Industri Kimia Chemical Industry

Nama Name	Jabatan Position	Periode Period	Dasar Pengangkatan Basis of Appointment	Pendidikan dan Pengetahuan Education and Knowledge	Pengalaman Kerja Work Experience
Petch Niyomsen	Direktur Director	2021-2024	Keputusan RUPS Luar Biasa 2021 tanggal 8 November 2021 2021 Extraordinary GMS Resolution dated 8 November 2021	Teknik Kimia Chemical Engineering	Industri Kimia Chemical Industry
Nattapong Tumsaroj***	Direktur Director	2021-2024	Keputusan RUPS Luar Biasa 2021 tanggal 8 November 2021 2021 Extraordinary GMS Resolution dated 8 November 2021	Teknik Kimia Chemical Engineering	Minyak dan Gas Oil and Gas
Anawat Chansaksoong****	Direktur Director	2024	Keputusan RUPS Luar Biasa 2023 tanggal 29 Desember 2023 2023 Extraordinary GMS Resolution dated 29 December 2023	Teknik Kimia Chemical Engineering	Minyak dan Gas Oil and Gas
Suwit Wiwattanawanich	Direktur Director	2021-2024	Keputusan RUPS Luar Biasa 2021 tanggal 8 November 2021 2021 Extraordinary GMS Resolution dated 8 November 2021	Teknik Instrumentasi Instrumentation Engineering	Minyak dan Gas Oil and Gas
Phuping Taweesarp	Direktur Director	2021-2024	Keputusan RUPS Luar Biasa 2021 tanggal 8 November 2021 2021 Extraordinary GMS Resolution dated 8 November 2021	Teknik Lingkungan Environmental Engineering	Minyak dan Gas Oil and Gas
Boedijono Hadipoespito	Direktur Director	2021-2024	Keputusan RUPS Luar Biasa 2021 tanggal 8 November 2021 2021 Extraordinary GMS Resolution dated 8 November 2021	Teknik Kimia Chemical Engineering	Industri Kimia Chemical Industry
Edi Riva'i	Direktur Director	2021-2024	Keputusan RUPS Luar Biasa 2021 tanggal 8 November 2021 2021 Extraordinary GMS Resolution dated 8 November 2021	Teknik Kimia Chemical Engineering	Industri Kimia Chemical Industry

*Menjabat sampai dengan 1 Juni 2023 sesuai dengan keputusan RUPS Tahunan tanggal 17 Mei 2023
**Menjabat sejak 1 Juni 2023 sesuai dengan keputusan RUPS Tahunan tanggal 17 Mei 2023
***Menjabat sampai dengan 1 Januari 2024 sesuai dengan Keputusan RUPS Luar Biasa tanggal 29 Desember 2023
****Menjabat sejak 1 Januari 2024 sesuai dengan Keputusan RUPS Luar Biasa tanggal 29 Desember 2023
*Served until 1 June 2023, in accordance with the Annual GMS Resolution dated 17 May 2023
**Served since 1 June 2023, in accordance with the Annual GMS Resolution dated 17 May 2023
***Served until 1 January 2024, in accordance with the Extraordinary GMS Resolution dated 29 December 2023
****Served since 1 January 2024, in accordance with the Extraordinary GMS Resolution dated 29 December 2023

INDEPENDENSI DAN HUBUNGAN AFILIASI

Independensi Direksi bertujuan agar setiap keputusan dalam pengelolaan Perseroan dilakukan secara objektif dan bertujuan semata-mata untuk kepentingan Chandra Asri Group. Segala bentuk konflik kepentingan sesama anggota Direksi, Dewan Komisaris, Pemegang Saham Pengendali, dan pihak eksternal berkepentingan lainnya harus dihindari. Oleh karena itu, Perseroan mengatur hubungan afiliasi antar Direksi sebagaimana disajikan dalam tabel berikut:

INDEPENDENCY AND AFFILIATED RELATIONS

The independence of the Board of Directors aims to ensure that every decision in the management of the Company is carried out objectively and solely in the interests of the Chandra Asri Group. All forms of conflict of interest among members of the Board of Directors, Board of Commissioners, Controlling Shareholders, and other externally interested parties must be avoided. Therefore, the Company regulates the affiliation relationship between the Board of Directors as presented in the following table:

Hubungan Keuangan, Keluarga dan Kepengurusan Direksi
Financial, Family, and Management Relationships of the Directors

Nama Name	Jabatan Position	Hubungan Keuangan dan/atau Kepengurusan dengan Financial and/or Management Relationship			Hubungan Keluarga dengan Family Relationship with		
		Dewan Komisaris Board of Commissioners	Direksi Board of Directors	Pemegang Saham Shareholders	Dewan Komisaris Board of Commissioners	Direksi Board of Directors	Pemegang Saham Shareholders
Erwin Ciputra	Presiden Direktur President Director	-	-	-	-	-	-
Baritono Prajogo Pangestu	Wakil Presiden Direktur Vice President Director	-	-	-	✓	-	✓
Krit Bunnag*	Wakil Presiden Direktur Vice President Director	-	-	-	-	-	-
Pholavit Thiebpattama**	Wakil Presiden Direktur Vice President Director	-	-	-	-	-	-
Andre Khor Kah Hin	Direktur Director	-	-	-	-	-	-
Raymond Budhin*	Direktur Director	-	-	-		-	-
Prapote Stianpapong	Direktur Director	-	-	-	-	-	-
Fransiskus Ruly Aryawan	Direktur Director	-	-	-	-	-	-
Suryandi	Direktur Director	-	-	-	-	-	-
Sarayuth Vorapruekjaru**	Direktur Director	-	-	✓	-	-	-
Petch Niyomsen	Direktur Director	✓	-	-	-	-	-
Nattapong Tumsaroj***	Direktur Director	-	-	✓	-	-	-
Anawat Chansaksoong****	Direktur Director	-	-	-	-	-	-
Suwit Wiwattanawanich	Direktur Director	-	-	-	-	-	-
Phuping Taweesarp	Direktur Director	-	-	-	-	-	-
Boedijono Hadipoespito	Direktur Director	-	-	-	-	-	-
Edi Riva'i	Direktur Director	-	-	-	-	-	-

*Menjabat sampai dengan 1 Juni 2023 sesuai dengan keputusan RUPS Tahunan tanggal 17 Mei 2023
**Menjabat sejak 1 Juni 2023 sesuai dengan keputusan RUPS Tahunan tanggal 17 Mei 2023
***Menjabat sampai dengan 1 Januari 2024 sesuai dengan Keputusan RUPS Luar Biasa tanggal 29 Desember 2023
****Menjabat sejak 1 Januari 2024 sesuai dengan Keputusan RUPS Luar Biasa tanggal 29 Desember 2023
*Served until 1 June 2023, in accordance with the Annual GMS Resolution dated 17 May 2023
**Served since 1 June 2023, in accordance with the Annual GMS Resolution dated 17 May 2023
***Served until 1 January 2024, in accordance with the Extraordinary GMS Resolution dated 29 December 2023
****Served since 1 January 2024, in accordance with the Extraordinary GMS Resolution dated 29 December 2023

ORIENTASI BAGI DIREKSI BARU

Program orientasi bagi Direksi baru pada prinsipnya adalah pengenalan terhadap Chandra Asri Group, yang dikoordinasikan oleh Sekretaris Perusahaan. Pelaksanaan program orientasi bagi Direksi baru dilakukan setelah pengangkatan Direksi baru dalam RUPS.

Pada tahun buku 2023, ada 1 (satu) anggota Direksi baru dan 1 (satu) anggota Direksi mengalami perubahan jabatan. Dalam program pengenalan tersebut, Perseroan melalui tim kerja yang terkait mempresentasikan materi yang relevan bagi anggota Direksi baru. Di antaranya meliputi Tata Kelola Perusahaan, Kinerja, Manajemen Risiko, dan topik-topik yang relevan dengan bidang tugas Direksi baru.

PELAKSANAAN TUGAS

Sepanjang tahun 2023, Direksi Perseroan merealisasikan tugas sebagai berikut:

1. Melaksanakan rencana kerja dan anggaran Perseroan;
2. Menjalankan kebijakan strategis dalam mencapai pertumbuhan kinerja, antara lain dalam hal Kesehatan dan Keselamatan Kerja (K3), profitabilitas, keandalan pabrik, dan keunggulan kompetitif;
3. Memastikan pencapaian proyek yang sedang berjalan berlangsung sesuai rencana dan target yang telah ditetapkan;
4. Menyusun Laporan Keuangan periode tahun buku 2022;
5. Memastikan penerapan pengendalian internal, manajemen risiko, dan kepatuhan terhadap peraturan perundang-undangan;
6. Mengevaluasi keorganisasian, serta menyiapkan SDM dan TI yang mendukung perkembangan bisnis Perseroan; dan
7. Memonitor pencapaian *Corporate Scorecard* secara berkala.

RAPAT DIREKSI

Kebijakan

Kebijakan rapat Direksi, antara lain mengacu pada Peraturan OJK No. 33/POJK.04/2014 tentang Direksi dan Dewan Komisaris Emiten atau Perusahaan Publik. Dalam setiap bulan, Direksi wajib menyelenggarakan rapat sedikitnya 1 (satu) kali. Rapat tersebut dapat dilangsungkan apabila dihadiri mayoritas dari seluruh anggota Direksi.

Selain itu, Direksi wajib mengadakan rapat bersama Dewan Komisaris secara berkala, paling kurang 1 (satu) kali dalam 4 (empat) bulan. Kehadiran anggota Direksi dalam rapat-rapat tersebut wajib diungkapkan dalam laporan tahunan.

ORIENTATION FOR NEW DIRECTORS

The orientation program for new directors is principally an introduction to the Chandra Asri Group, which is coordinated by the Corporate Secretary. Implementation of the orientation program for new Directors is carried out after the appointment of new Directors at the GMS.

In the fiscal year 2023, 1 (one) new member of the Board of Directors was appointed, and 1 (one) member of the Board of Directors was moved into new position. During the induction program, the Company, through the relevant team, presented material relevant to the new Board of Directors. These include Corporate Governance, Performance, Risk Management, and issues concerning the new Board of Directors' responsibilities.

IMPLEMENTATION OF DUTIES

During 2023, the Company's Board of Directors carried out the following duties:

1. Carrying out the Company's work plan and budget;
2. Implementing strategic policies to improve performance, including occupational health and safety (OHS), profitability, plant reliability, and competitive advantage;
3. Ensuring the achievement of the ongoing projects according to the established plans and targets;
4. Preparing Financial Statements for the 2022 fiscal year;
5. Ensuring the application of internal control, risk management, and compliance with the prevailing regulations;
6. Evaluating organization, as well as preparing HR and IT that support the Company's business development; and
7. Monitoring the achievement of the Corporate Scorecard regularly.

BOARD OF DIRECTORS MEETING

Policy

The Board of Directors meeting policy is based on OJK Regulation No. 33/POJK.04/2014, which governs the Boards of Directors and Commissioners of Issuers or Public Companies. Every month, the Board of Directors is required to meet at least once. A majority of all members of the Board of Directors must attend the meeting for it to proceed.

In addition, the Board of Directors has to meet with the Board of Commissioners at least once every four months. The attendance of Board of Directors members at these meetings must be reported in the annual report.

Frekuensi dan Kehadiran Rapat

Selama tahun 2023, Direksi telah melaksanakan rapat internal sebanyak 12 (dua belas) kali, rapat gabungan dengan Dewan Komisaris 4 (empat) kali, serta pelaksanaan RUPS 3 (tiga) kali. Rincian frekuensi dan tingkat kehadiran Dewan Komisaris dalam rapat diungkapkan dalam tabel di bawah ini.

Meeting Frequency and Attendance

In 2023, the Board of Directors held 12 (twelve) internal meetings, 4 (four) joint meetings with the Board of Commissioners, and 3 (three) GMS meetings. The following table provides information on the frequency and rate of attendance at Board of Directors meetings:

Frekuensi dan Tingkat Kehadiran Direksi dalam Rapat
Frequency and Attendance of the Board of Directors in Meetings

Nama Name	Jabatan Position	Rapat Internal Dewan Direksi Board of Directors Internal Meeting			Rapat Gabungan dengan Komisaris Joint Meetings with the Board of Commissioners			RUPS GMS (General Meeting Shareholders)		
		Jumlah Rapat Number of Meetings	Jumlah Kehadiran Number of Attendance	%	Jumlah Rapat Number of Meetings	Jumlah Kehadiran Number of Attendance	%	Jumlah Rapat Number of Meetings	Jumlah Kehadiran Number of Attendance	%
Erwin Ciputra	Presiden Direktur President Director	12	7	58,33	4	4	100	3	3	100
Baritono Prajogo Pangestu	Wakil Presiden Direktur Vice President Director	12	9	75	4	4	100	3	3	100
Krit Bunnag*	Wakil Presiden Direktur Vice President Director	5	4	80	1	1	100	2	2	100
Pholavit Thiebpattama**	Wakil Presiden Direktur Vice President Director	7	6	85,7	3	3	100	1	1	100
Pholavit Thiebpattama*	Direktur Director	5	5	100	1	1	100	-	-	-
Andre Khor Kah Hin	Direktur Director	12	10	83,33	4	4	100	3	3	100
Raymond Budhin*	Direktur Director	12	9	75	4	4	100	3	2	66,67
Prapote Stianpapong	Direktur Director	12	11	91,67	4	4	100	3	3	100
Fransiskus Ruly Aryawan	Direktur Director	12	7	58,33	4	3	66,67	3	1	33,33
Suryandi	Direktur Director	12	12	100	4	4	100	3	3	100
Sarayuth Vorapruekjaru**	Direktur Director	7	6	85,71	2	2	100	1	1	100
Petch Niyomsen	Direktur Director	12	12	100	4	4	100	3	3	100
Nattapong Tumsaroj***	Direktur Director	12	7	58,33	4	4	100	3	3	100
Anawat Chansaksoong****	Direktur Director	-	-	-	-	-	-	-	-	-
Suwit Wiwattanawanich	Direktur Director	12	11	91,67	4	4	100	3	3	100
Phuping Taweesarp	Direktur Director	12	9	75	4	4	100	3	3	100

Nama Name	Jabatan Position	Rapat Internal Dewan Direksi Board of Directors Internal Meeting			Rapat Gabungan dengan Komisaris Joint Meetings with the Board of Commissioners			RUPS GMS (General Meeting Shareholders)		
		Jumlah Rapat Number of Meetings	Jumlah Kehadiran Number of Attendance	%	Jumlah Rapat Number of Meetings	Jumlah Kehadiran Number of Attendance	%	Jumlah Rapat Number of Meetings	Jumlah Kehadiran Number of Attendance	%
Boedijono Hadipoespito	Direktur Director	12	11	91,67	4	4	100	3	3	100
Edi Riva'i	Direktur Director	12	12	100	4	4	100	3	3	100

*Menjabat sampai dengan 1 Juni 2023 sesuai dengan keputusan RUPS Tahunan tanggal 17 Mei 2023
** Menjabat sejak 1 Juni 2023 sesuai dengan keputusan RUPS Tahunan tanggal 17 Mei 2023
***Menjabat sampai dengan 1 Januari 2024 sesuai dengan Keputusan RUPS Luar Biasa tanggal 29 Desember 2023
****Menjabat sejak 1 Januari 2024 sesuai dengan Keputusan RUPS Luar Biasa tanggal 29 Desember 2023
*Served until 1 June 2023, in accordance with the Annual GMS Resolution dated 17 May 2023
**Served since 1 June 2023, in accordance with the Annual GMS Resolution dated 17 May 2023
***Served until 1 January 2024, in accordance with the Extraordinary GMS Resolution dated 29 December 2023
****Served since 1 January 2024, in accordance with the Extraordinary GMS Resolution dated 29 December 2023

Agenda Rapat Internal Direksi
Board of Directors Internal Meeting Agenda

No.	Tanggal Date	Agenda Agenda
1	31 Januari 2023 31 January 2023	Pembahasan kinerja bulan sebelumnya. Monthly performance of the previous month.
2	28 Februari 2023 28 February 2023	
3	28 Maret 2023 28 March 2023	
4	2 Mei 2023 2 May 2023	
5	30 Mei 2023 30 May 2023	
6	27 Juni 2023 27 June 2023	
7	25 Juli 2023 25 July 2023	
8	28 Agustus 2023 28 August 2023	
9	26 September 2023 26 September 2023	
10	24 Oktober 2023 24 October 2023	
11	28 November 2023 28 November 2023	
12	29 Desember 2023 29 December 2023	

PENGEMBANGAN KOMPETENSI DIREKSI

Kebijakan

Pengembangan kompetensi Direksi merupakan bagian dari upaya untuk mendukung pencapaian kinerja Perseroan. Kondisi dimaksud tidak terbatas pada perkembangan industri, tetapi juga terkait dengan informasi regulasi atau

COMPETENCY DEVELOPMENT OF THE BOARD OF DIRECTORS

Policy

The Board of Directors' competency development is part of efforts to improve the Company's performance. These conditions are not limited to the industry development but also include regulatory information and other factors.

lainnya. Karena itu, Perseroan telah memiliki kebijakan untuk memberikan dukungan bagi kegiatan pengembangan kompetensi Direksi.

Realisasi

Seiring dengan penambahan kegiatan usaha Perseroan, kegiatan di internal semakin dinamis. Karena itu, sepanjang tahun 2023 tidak ada anggota Direksi yang mengikuti kegiatan pelatihan dan pengembangan kompetensi.

Therefore, the Company has a policy to provide support for the Directors' competency development activities.

Realization

Internal activities are becoming more dynamic as the Company expands its business activities. As a result, no Board of Directors members participated in training or competency development activities during the year 2023.

PENILAIAN KINERJA ORGAN PERSEROAN
Performance Assessment of the Company's Organs

PENILAIAN DEWAN KOMISARIS DAN DIREKSI

Prosedur dan Pelaksana Penilaian

Chandra Asri Group telah menetapkan mekanisme untuk menilai kinerja Dewan Komisaris dan Direksi. Mekanisme tersebut menetapkan bahwa penilaian kinerja Dewan Komisaris dilaksanakan secara mandiri oleh Dewan Komisaris *(self assessment)*. Kebijakan ini selaras dengan Surat Edaran Otoritas Jasa Keuangan No. 32/SEOJK.04/2015 tentang Pedoman Tata Kelola Perusahaan Terbuka (Lampiran).

Sedangkan penilaian kinerja Direksi dilakukan oleh Dewan Komisaris Perseroan. Hasil penilaian kinerja Dewan Komisaris dan Direksi kemudian dilaporkan pada RUPS sebagai bagian yang tidak terpisahkan dari Laporan Pengawasan Dewan Komisaris untuk memperoleh persetujuan dan pembebasan tugas atas periode yang dilaporkan.

Kriteria Penilaian

1. Pencapaian kinerja anggota Dewan Komisaris dan Direksi sesuai dengan target Perseroan yang telah ditetapkan;
2. Pencapaian *scorecard* Perseroan;
3. Implementasi GCG;
4. Kepatuhan terhadap peraturan perundang-undangan yang berlaku serta kebijakan Perseroan;
5. Pelaksanaan tugas dan tanggung jawab;
6. Komitmen dalam meningkatkan nilai Perseroan bagi Pemegang Saham; dan
7. Tingkat kehadiran dalam rapat internal maupun rapat gabungan Dewan Komisaris, Direksi, beserta dengan Komite-komite Pendukung di bawah Dewan Komisaris.

ASSESSMENT OF THE BOARD OF COMMISSIONERS AND THE BOARD OF DIRECTORS

Assessment Procedure and Implementation

The Chandra Asri Group has established a performance assessment mechanism for the Board of Commissioners and the Board of Directors. The mechanism requires the Board of Commissioners to independently assess its own performance (self assessment). This policy is in accordance with Financial Services Authority Circular No. 32/SEOJK.04/2015 on the Public Company Governance Guidelines (Attachment).

Moreover, the performance assessment of the Board of Directors is carried out by the Board of Commissioners. The results of the performance assessment of the Board of Commissioners and Board of Directors will be reported at the GMS as an integrated part of the Board of Commissioners' Supervision Report to obtain approval and discharge the duties over the reported period.

Assessment Criteria

1. Performance achievement of the Board of Commissioners and Board of Directors in accordance with the Company's set targets;
2. Achievement of the Company's scorecard;
3. GCG implementation;
4. Compliance with the prevailing regulations and Company policies;
5. Implementation of duties and responsibilities;
6. Commitment in increasing Company value for Shareholders; and
7. Attendance level at internal meetings and joint meetings of the Board of Commissioners, Board of Directors, as well as with the Supporting Committees under the Board of Commissioners.

Hasil Penilaian

Penilaian kinerja Dewan Komisaris dan Direksi Perseroan tercermin dari kinerja Perseroan untuk tahun buku 2023. Pada tahun buku tersebut Dewan Komisaris telah menjalankan tugas dan fungsi dengan sangat baik, terutama berkenaan dengan pengawasan serta pemberian nasihat dan evaluasi kepada Direksi.

Penilaian juga diberikan kepada Direksi Perseroan pada tahun 2023. Direksi telah mengimplementasikan seluruh rencana strategis yang ditetapkan pada tahun buku. Seluruh tugas telah dilaksanakan secara penuh sehingga menghasilkan keputusan-keputusan yang efektif dalam mengatasi risiko yang dihadapi Perseroan serta menghasilkan kinerja operasional dan keuangan yang kuat.

PENILAIAN KOMITE DI BAWAH DEWAN KOMISARIS

Hingga berakhirnya tahun buku 2023, Perseroan memiliki 2 (dua) komite yang menjadi organ di bawah Dewan Komisaris yaitu Komite Audit dan Komite Remunerasi. Berikut hasil penilaian pelaksanaan tugas komite-komite tersebut.

Komite Audit

Kriteria Penilaian

Dalam melaksanakan penilaian, Dewan Komisaris mengacu pada kriteria yang telah ditetapkan yaitu:

1. Kehadiran dalam rapat;
2. Dukungan terhadap implementasi tata kelola perusahaan, efisiensi, dan efektivitas kegiatan pelaporan keuangan dan manajemen risiko; dan
3. Penelaahan proses dan operasi bisnis, serta kepatuhan pada peraturan-peraturan yang berlaku.

Hasil Penilaian

Setelah mempertimbangkan dasar penilaian, Dewan Komisaris menilai bahwa Komite Audit telah bekerja sesuai tugas dan fungsinya serta program yang dibuat di awal tahun. Dengan demikian, Dewan Komisaris memberikan penilaian "Baik" atas kinerjanya pada tahun 2023.

Komite ini telah berperan maksimal sebagai organ Dewan Komisaris, khususnya dalam memberikan rekomendasi di bidang audit kepada Dewan Komisaris. Selanjutnya, Dewan Komisaris menindaklanjuti rekomendasi tersebut menjadi kebijakan untuk diteruskan kepada manajemen.

Komite Remunerasi

Kriteria Penilaian

Dewan Komisaris telah memiliki kriteria penilaian untuk Komite Remunerasi, yaitu:

1. Kehadiran dalam rapat;
2. Dukungan untuk implementasi tata kelola perusahaan yang baik; dan

Assessment Result

The performance assessment of the Company's Board of Commissioners and Board of Directors is reflected in the Company's performance for the 2023 financial year. In that financial year, the Board of Commissioners has carried out its duties and functions very well, especially with regard to supervising and providing advice and evaluation to the Board of Directors.

An assessment was also conducted on the Company's Directors in 2023. The Board of Directors has carried out all of the strategic plans outlined in the financial year. All tasks have been completed in full, resulting in effective decisions to mitigate the Company's risks and strong operational and financial results.

ASSESSMENT OF COMMITTEES UNDER THE BOARD OF COMMISSIONERS

As of the end of the 2023 fiscal year, the Company has 2 (two) committees that are organs under the Board of Commissioners: the Audit Committee and the Remuneration Committee. The following are the results of the assessment of the implementation of the duties of these committees.

Audit Committee

Assessment Criteria

In conducting the assessment, the Board of Commissioners refers to the established criteria, namely:

1. Attendance at Audit Committee meetings;
2. Support the implementation of corporate governance, the efficiency, and effectiveness of financial reporting activities and risk management; and
3. Review of business processes and operations, as well as compliance with the applicable regulations.

Assessment Results

After reviewing the assessment, the Board of Commissioners believes that the Audit Committee has carried out its duties and functions, as well as the programs established at the beginning of the year. As a result, the Board of Commissioners gave its performance in 2023 a 'Good' rating.

This committee has served an important role as an organ of the Board of Commissioners, particularly in providing auditing recommendations that were then translated into Board of Commissioners policies and forwarded to management.

Remuneration Committee

Assessment Criteria

The Board of Commissioners has established the assessment criteria for the Remuneration Committee, namely:

1. Attendance at Remuneration Committee meetings;
2. Support for the implementation of good corporate governance; and

3. Struktur dan praktik remunerasi, serta kesesuaian dengan peraturan yang ada.

Hasil Penilaian

Setelah melakukan evaluasi sesuai dengan pertimbangan dasar penilaian, Dewan Komisaris menilai bahwa kinerja Komite Remunerasi sepanjang tahun 2023 adalah "Baik". Komite ini, terutama telah membantu mengevaluasi dan merumuskan remunerasi dalam organisasi Perseroan sehingga menjadi rekomendasi Dewan Komisaris kepada manajemen untuk ditindaklanjuti.

PENILAIAN KOMITE DI BAWAH DIREKSI

Hingga akhir tahun buku 2023, Direksi Perseroan tidak memiliki komite di bawahnya. Dengan demikian, tidak ada hasil penilaian yang dapat disampaikan.

3. Remuneration structure and practice, as well as compliance with existing regulations.

Assessment Results

After conducting an evaluation in accordance with the basic considerations of the assessment, the Board of Commissioners considers that the performance of the Remuneration Committee throughout 2023 is "Good". This committee has especially helped evaluate and formulate remuneration within the Company's organization so that it becomes a recommendation from the Board of Commissioners to management for follow-up.

ASSESSMENT OF COMMITTEES UNDER THE BOARD OF DIRECTORS

Until the end of the 2023 financial year, the Company's Board of Directors does not have a committee under them. Thus, no assessment results can be submitted.

NOMINASI DAN REMUNERASI DEWAN KOMISARIS DAN DIREKSI

Nomination and Remuneration of the Board of Commissioners and the Board of Directors

NOMINASI DEWAN KOMISARIS DAN DIREKSI

Kebijakan

Kebijakan Chandra Asri Group dalam nominasi Dewan Komisaris dan Direksi mengacu pada Peraturan OJK No. 33/POJK.04/2014 tentang Direksi dan Dewan Komisaris Emiten atau Perusahaan Publik. Regulasi tersebut menegaskan bahwa Dewan Komisaris dan Direksi diangkat dan diberhentikan oleh Rapat Umum Pemegang Saham (RUPS).

Pihak yang diangkat sebagai Dewan Komisaris dan Direksi adalah orang perseorangan yang memenuhi syarat saat diangkat dan selama menjabat. Kendati demikian, Dewan Komisaris dan Direksi dapat mengajukan pengunduran diri sebelum masa jabatannya berakhir yang kemudian diputuskan oleh RUPS.

NOMINATION OF THE BOARD OF COMMISSIONERS AND BOARD OF DIRECTORS

Policy

The Chandra Asri Group's policy for nominating the Board of Commissioners and Board of Directors is based on OJK Regulation No. 33/POJK.04/2014 on the Boards of Directors and Commissioners of Issuers or Public Companies. The regulation states that the Board of Commissioners and Board of Directors are appointed and dismissed by the General Meeting of Shareholders (GMS).

Individuals appointed to the Board of Commissioners and the Board of Directors must meet the requirements both upon appointment and during their term of office. However, the Board of Commissioners and the Board of Directors may resign before the end of their terms, which will be decided by the GMS.

Prosedur Nominasi

Prosedur nominasi untuk calon Dewan Komisaris dan Direksi diawali oleh usulan pemegang saham dengan kepemilikan 10% atau lebih. Usulan tersebut disampaikan ke Direksi. Selanjutnya, Direksi meminta rekomendasi dari Fungsi Nominasi yang saat ini dijalankan oleh Dewan Komisaris. Kemudian Dewan Komisaris mengeluarkan rekomendasi tertulis untuk diajukan ke RUPS.

Proses nominasi yang berlaku di Perseroan ini telah sejalan dengan Peraturan OJK No. 33/POJK.04/2014 yang menyebutkan: Usulan pengangkatan, pemberhentian, dan/atau penggantian anggota Direksi kepada RUPS harus memperhatikan rekomendasi dari Dewan Komisaris atau komite yang menjalankan fungsi nominasi.

REMUNERASI DEWAN KOMISARIS DAN DIREKSI

Kebijakan

Kebijakan pemberian remunerasi bagi Dewan Komisaris dan Direksi di lingkungan Perseroan mengacu pada Undang-Undang No. 40 Tahun 2007 mengenai Perseroan Terbatas, yang penetapannya mempertimbangkan sejumlah aspek, antara lain:

1. Kinerja keuangan dan pencapaian *Corporate Scorecard* Perseroan;
2. Prestasi kerja individu;
3. Kewajaran dengan *peer* perusahaan lainnya dalam industri sejenis; dan
4. Pertimbangan sasaran dan strategi jangka panjang Perseroan.

Remunerasi Dewan Komisaris dan Direksi ditentukan oleh RUPS atau melalui pelimpahan wewenang RUPS kepada Dewan Komisaris. Dalam mengambil keputusan terkait struktur dan besaran remunerasi, RUPS mempertimbangkan masukan dari Komite Remunerasi yang disampaikan oleh Dewan Komisaris.

Dasar pertimbangan Komite Remunerasi dalam memberikan masukan terkait remunerasi Dewan Komisaris dan Direksi adalah:

1. Remunerasi yang berlaku pada industri yang sesuai dengan kegiatan usaha Perseroan serta usaha sejenis yang sama skalanya dalam industrinya;
2. Tugas, tanggung jawab, dan wewenang anggota Dewan Komisaris dan Direksi yang dikaitkan dengan pencapaian tujuan dan kinerja Perseroan;

Nomination Procedure

The nomination process for candidates for the Board of Commissioners and Board of Directors begins with a proposal from shareholders who own 10% or more of the shares. The proposal is submitted to the Board of Directors. Furthermore, the Board of Directors requests recommendations from the Nomination Function, which is currently overseen by the Board of Commissioners. Subsequently, the Board of Commissioners issues a written recommendation to the GMS.

The nomination process that applies to the Company is in line with OJK Regulation No. 33/POJK.04/2014, which states: Proposals for the appointment, dismissal, and/or replacement of members of the Board of Directors to the GMS must take into account the recommendations of the Board of Commissioners or committees conducting the nomination function.

REMUNERATION OF THE BOARD OF COMMISSIONERS AND BOARD OF DIRECTORS

Policy

The remuneration policy for the Board of Commissioners and Board of Directors within the Company refers to Law No. 40/2007 on Limited Liability Companies, the stipulation of which takes into account a number of aspects, including:

1. The Company's financial performance and Corporate Scorecard achievement;
2. Individual work accomplishment;
3. Fairness with other peer companies in similar industries; and
4. Consideration on the Company's long-term goals and strategies.

The remuneration for the Board of Commissioners and the Board of Directors is determined by the GMS or by delegating the authority of the GMS to the Board of Commissioners. In making decisions on remuneration structure and amount, the GMS considers the recommendation from the Remuneration Committee that has been submitted by the Board of Commissioners.

The basis of the consideration by the Remuneration Committee in providing a recommendation for the remuneration of the Board of Commissioners and Board of Directors is as follows:

1. The current remuneration in the industry which is relevant to the Company's business activities as well as similar businesses with the same scale in the industry;
2. Duties, responsibilities, and authority of members of the Board of Commissioners and Board of Directors that are related to the Company's goals and performance achievement;

3. Pencapaian target kinerja masing-masing anggota Dewan Komisaris dan Direksi; dan
4. Keseimbangan antara tunjangan yang bersifat tetap dan variabel.

3. Achievement of performance targets of each member of the Board of Commissioners and Board of Directors; and
4. Balance between fixed and variable allowances.

Prosedur

Prosedur penetapan remunerasi Dewan Komisaris dan Direksi sejak dari pengusulan hingga penetapan dijelaskan melalui skema di bawah ini.

Procedure

The procedure to determine the remuneration for the Board of Commissioners and the Board of Directors, from proposal to determination, is described in the following scheme.

Skema Penetapan Remunerasi Dewan Komisaris dan Direksi

Scheme to Determine the Remuneration for the Board of Commissioners and the Board of Directors

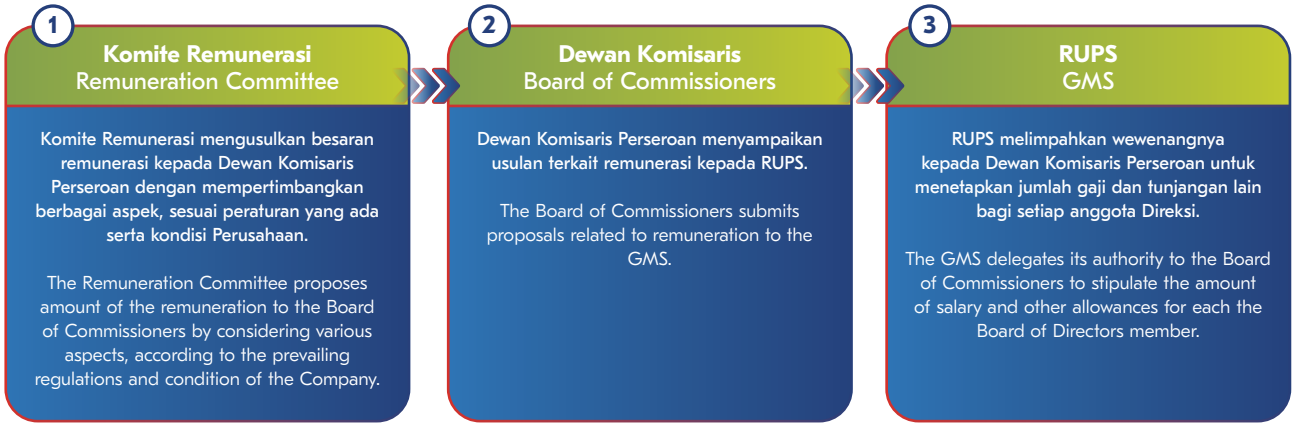

Struktur serta Besaran Remunerasi Dewan Komisaris dan Direksi

Struktur dan besaran remunerasi Dewan Komisaris dan Direksi Perseroan ditunjukkan sebagai berikut:

Structure and Amount of Remuneration for the Board of Commissioners and Board of Directors

The structure and amount of remuneration for the Board of Commissioners and the Board of Directors in the Company is presented below:

Realisasi Remunerasi Dewan Komisaris dan Direksi

Realization of Remuneration for the Board of Commissioners and the Board of Directors

(dalam ribuan US$)
(in thousands of US$)

Uraian Description	Jumlah Remunerasi 2023 Total Remuneration in 2023	Jumlah Remunerasi 2022 Total Remuneration in 2022
Dewan Komisaris **Board of Commissioners**		
Gaji, Tunjangan Rutin, Tantiem, dan Fasilitas Lain dalam Bentuk Natura maupun Non Natura Salaries, Regular Allowances, Incentives, and Other Facilities in the Form of Benefits in Kind and Cash Benefits	1.157	1.266
Jumlah | Total	**1.157**	**1.266**
Direksi **Board of Directors**		
Gaji, Bonus, Tunjangan Rutin, Tantiem, dan Fasilitas Lain dalam Bentuk Natura maupun Non Natura Salaries, Bonuses, Regular Allowances, Incentives, and Other Facilities in the Form of Benefits in Kind and Cash Benefits	6.525	7.310
Jumlah | Total	**6.525**	**7.310**

KOMITE AUDIT
Audit Committee

Komite Audit merupakan organ yang dibentuk oleh Dewan Komisaris untuk melaksanakan tugas dan fungsi Dewan Komisaris. Keberadaannya sesuai dengan Peraturan OJK No. *55/2015* tentang Pembentukan dan Pedoman Pelaksanaan Kerja Komite Audit.

The Audit Committee was established by the Board of Commissioners to carry out the Board's duties and functions. It exists in accordance with OJK Regulation No. *55/2015* on the Establishment and Work Guidelines of the Audit Committee.

PEDOMAN KERJA

Komite Audit Chandra Asri Group telah memiliki pedoman kerja (*Board Charter*) sebagai landasan dalam melaksanakan tugas dan tanggung jawabnya. Isi dari Piagam Komite Audit tersebut adalah:

1. Latar belakang;
2. Tugas, tanggung jawab, dan wewenang;
3. Komposisi, struktur, dan persyaratan keanggotaan Komite Audit;
4. Tata cara dan prosedur kerja;
5. Rapat Komite Audit;
6. Pelaporan;
7. Ketentuan tentang penanganan pengaduan atau pelaporan sehubungan dugaan pelanggaran terkait pelaporan keuangan;
8. Masa tugas Komite Audit.

WORK GUIDELINES

The Chandra Asri Group Audit Committee operates under a set of guidelines (the Board Charter) that serve as the foundation for carrying out its responsibilities. The Audit Committee Charter includes the following:

1. Background;
2. Duties, responsibilities, and authority;
3. Composition, structure, and requirements of the Audit Committee members;
4. Work methods and procedures;
5. Audit Committee Meetings;
6. Reporting;
7. Provisions on the handling of complaints or reporting with regards to indications of violations related to financial reporting;
8. Term of office of the Audit Committee.

TUGAS DAN TANGGUNG JAWAB

Sesuai Piagam Komite Audit Chandra Asri Group tertanggal 14 Februari 2017, Komite Audit bertugas memberikan pendapat profesional yang independen kepada Dewan Komisaris terhadap laporan atau hal-hal yang disampaikan oleh Direksi kepada Dewan Komisaris. Komite juga membantu Dewan Komisaris terkait tanggung jawab pengawasannya, termasuk mengidentifikasi hal-hal yang memerlukan perhatian Komisaris, serta melaksanakan tugas-tugas lain yang berkaitan dengan tugas Dewan Komisaris.

Dalam melaksanakan tugas dan tanggung jawabnya, Komite Audit dapat mengakses dokumen, data, dan informasi yang berkaitan dengan karyawan, dana, aset, dan sumber daya lain yang dimiliki Perseroan, sesuai dengan kewenangan yang dimiliki. Rincian tugas dan tanggung jawab Komite Audit adalah:

1. Melakukan penelaahan atas informasi keuangan yang akan dikeluarkan Perseroan kepada publik dan/atau pihak otoritas, seperti laporan keuangan, proyeksi, dan laporan lainnya terkait dengan informasi keuangan Perseroan;

DUTIES AND RESPONSIBILITIES

Pursuant to the Chandra Asri Group Audit Committee Charter dated 14 February 2017, the Committee is assigned to provide independent professional opinions to the Board of Commissioners on reports or matters submitted by the Board of Directors. The Committee also assists the Board of Commissioners with regard to its supervisory responsibilities, including identifying matters that require the attention of the Commissioners as well as carrying out other tasks related to the duties of the Board of Commissioners.

In carrying out its duties and responsibilities, the Audit Committee can access documents, data, and information relating to employees, funds, assets, and other resources owned by the Company, in accordance with their authority. The Audit Committee's duties and responsibilities are as follows:

1. Reviewing the financial information that will be issued by the Company to public and/or authorities, such as financial statements, projections, and other reports related to the Company's financial information;

2. Melakukan penelaahan atas tingkat kepatuhan/ketaatan Perseroan terhadap peraturan perundang-undangan di bidang pasar modal dan peraturan perundang-undangan lainnya yang berhubungan dengan kegiatan Perseroan;
3. Memberikan pendapat independen dalam hal terjadi perbedaan pendapat antara Manajemen dan Akuntan atas jasa yang diberikan;
4. Memberikan rekomendasi kepada Dewan Komisaris mengenai penunjukan Akuntan yang didasarkan pada independensi, ruang lingkup penugasan, dan imbalan jasa;
5. Melakukan penelaahan atas pelaksanaan pemeriksaan oleh auditor internal dan mengawasi pelaksanaan tindak lanjut oleh Direksi atas temuan auditor internal;
6. Melakukan penelaahan terhadap aktivitas pelaksanaan manajemen risiko yang dilakukan oleh Direksi;
7. Menelaah pengaduan yang berkaitan dengan proses akuntansi dan pelaporan keuangan Perseroan;
8. Menelaah dan memberikan saran kepada Dewan Komisaris terkait dengan adanya potensi benturan kepentingan Perseroan;
9. Menjaga kerahasiaan dokumen, data, dan informasi Perseroan.

2. Reviewing the Company's compliance/adherence to the laws and regulations in the capital market sector and other laws and regulations related to the Company's business activities;
3. Providing an independent opinion in the event of dissenting opinions between the Management and the Accountant regarding the provided services;
4. Providing recommendation to the Board of Commissioners on the appointment of an accountant based on independence, scope of assignment, and fee;
5. Reviewing the audit activity conducted by the internal auditor and supervising the follow-up conducted by the Board of Directors on the internal auditor findings;
6. Reviewing the risk management implementation conducted by the Board of Directors;
7. Reviewing complaints about the Company's accounting process and financial reporting;
8. Reviewing and providing suggestions to the Board of Commissioners related to potential conflicts of interest in the Company;
9. Maintaining the confidentiality of the Company's documents, data, and information.

KOMPOSISI

Pada tahun buku 2023, komposisi Komite Audit berjumlah 3 (tiga) orang, yang terdiri dari profesional yang memiliki kualifikasi dan pengalaman di bidang audit.

COMPOSITION

In fiscal year 2023, the Audit Committee was made up of three (3) professionals with auditing qualifications and experience.

Nama Name	Jabatan Position	Periode Period	Dasar Pengangkatan Basis of Appointment
Tak Ek Kia	Ketua Chairman	2021-2024	Berdasarkan Surat Edaran sebagai Pengganti Rapat Dewan Komisaris No. 013/LGL/BOC RES/VI/2021 tanggal 16 Juni 2021. Based on the Circular Letter in lieu of the Board of Commissioners Meeting No. 013/LGL/BOC RES/VI/2021 dated 16 June 2021.
Dikdik Sugiharto	Anggota Member	2021-2024	
Michell Suharli	Anggota Member	2021-2024	



Tan Ek Kia

Ketua Komite Audit
Audit Committee Chairman

Profil lengkap disajikan pada bab "Profil Perusahaan" yang terdapat dalam Laporan Tahunan ini.
The full profile is presented in the "Company Profile" chapter contained in this Annual Report.



Dikdik Sugiharto

Anggota Komite Audit
Audit Committee Member

Kewarganegaraan Nationality	Indonesia Indonesian
Usia/Tanggal Lahir Age/Date of Birth	54 tahun 54 years old
Domisili Domicile	Jakarta Jakarta

RIWAYAT PENDIDIKAN/SERTIFIKASI

Sarjana Ekonomi bidang Akuntansi Universitas Katolik Indonesia Atma Jaya

EDUCATIONAL BACKGROUND/CERTIFICATION

Bachelor of Economics in Accounting from Atma Jaya Catholic University of Indonesia

RIWAYAT PEKERJAAN

- Anggota Komite Audit di PT Barito Renewables Energy Tbk (2023-saat ini)
- Anggota Komite Audit di PT Petrindo Jaya Kreasi Tbk (2022-saat ini)
- Anggota Komite Audit di PT Chandra Asri Pacific Tbk (2021-saat ini)
- Advisory Board of Kick Avenue (Lifestyle Marketplace) (2019-saat ini)
- Komisaris Independen PT Palma Serasih Tbk (2019-saat ini)
- Co-Owner di Techno One Consulting (2012-saat ini)
- Direktur Deltaplus Consulting (2001-saat ini)
- Komite Audit PT Sanghiang Perkasa (2020-April 2021)
- Komisaris Independen PT Gunung Raja Paksi (2018-Februari 2020)
- Komite Audit PT Barito Pacific Tbk (2015-2019)
- Methodology Coach of Andersen Architected Solution (2001-2002)
- Energy and Mining Industry Leader (1996-2001)
- Andersen Product Industry Leader and Supply Chain Leader (2001-2002)

WORK EXPERIENCE

- Member of the Audit Committee at PT Barito Renewables Energy Tbk (2023-present)
- Member of the Audit Committee at PT Petrindo Jaya Kreasi Tbk (2022-present)
- Member of Audit Committee of PT Chandra Asri Pacific Tbk (2021-present)
- Advisory Board of Kick Avenue (Lifestyle Marketplace) (2019-present)
- Independent Commissioner of PT Palma Serasih Tbk (2019-present)
- Co-Owner at Techno One Consulting (2012-present)
- Director of Deltaplus Consulting (2001-present)
- Audit Committee of PT Sanghiang Perkasa (2020-April 2021)
- Independent Commissioner at PT Gunung Raja Paksi (2018-February 2020)
- Audit Committee of PT Barito Pacific Tbk (2015-2019)
- Methodology Coach of Andersen Architected Solution (2001-2002)
- Energy and Mining Industry Leader (1996-2001)
- Andersen Product Industry Leader and Supply Chain Leader (2001-2002)

RANGKAP JABATAN

- Anggota Komite Audit di PT Barito Renewables Energy Tbk (sejak 2023)
- Anggota Komite Audit di PT Petrindo Jaya Kreasi Tbk (sejak 2022)
- Advisory Board of Kick Avenue (Lifestyle Marketplace) (sejak 2019)
- Komisaris Independen PT Palma Serasih Tbk (sejak 2019)
- Co-Owner di Techno One Consulting (sejak 2012)
- Direktur Deltaplus Consulting (sejak 2012)

CONCURRENT POSITIONS

- Member of the Audit Committee at PT Barito Renewables Energy Tbk (since 2023)
- Member of the Audit Committee at PT Petrindo Jaya Kreasi Tbk (since 2022)
- Advisory Board of Kick Avenue (Lifestyle Marketplace) (since 2019)
- Independent Commissioner of PT Palma Serasih Tbk (since 2019)
- Co-Owner at Techno One Consulting (since 2012)
- Director of Deltaplus Consulting (since 2012)

HUBUNGAN AFILIASI

Tidak memiliki hubungan afiliasi dengan Direksi, Dewan Komisaris, maupun Pemegang Saham Utama/Pengendali

AFFILIATION RELATIONSHIP

No affiliated relations with members of the Board of Directors, Board of Commissioners, or Majority/Controlling Shareholders



Michell Suharli

Anggota Komite Audit
Audit Committee Member

Kewarganegaraan Nationality	Indonesia Indonesian
Usia/Tanggal Lahir Age/Date of Birth	46 tahun 46 years old
Domisili Domicile	Jakarta Jakarta

RIWAYAT PENDIDIKAN/SERTIFIKASI

- Magister Sains bidang Akuntansi Universitas Trisakti
- Sarjana Ekonomi bidang Akuntansi Universitas Katolik Indonesia Atma Jaya

EDUCATIONAL BACKGROUND/CERTIFICATION

- Master of Science in Accounting from Trisakti University
- Bachelor of Economics in Accounting from Atma Jaya Catholic Indonesia University

RIWAYAT PEKERJAAN

- Anggota Komite Audit PT Armadian Tritunggal (2023-saat ini)
- Anggota Komite Audit PT Dian Swastatika Sentosa, Tbk (2022-saat ini)
- Anggota Komite Audit PT Chandra Asri Pacific Tbk (2021-saat ini)
- Chief Executive Officer SW Indonesia (2020-saat ini)
- Deputy Managing Partner BDO in Indonesia, Audit Firm (2017-2020)
- Senior Partner PKF Indonesia (2015-2017)
- Audit Partner LEA Global Indonesia (2009-2015)
- Presiden Direktur Winindo Business Pte. Ltd. (2002-2009)

WORK EXPERIENCE

- Member of the Audit Committee of PT Armadian Tritunggal (2023-present)
- Member of Audit Committee PT Dian Swastatika Sentosa, Tbk (2022-present)
- Member of Audit Committee of PT Chandra Asri Pacific Tbk (2021-present)
- CEO of SW Indonesia (2020-present)
- Deputy Managing Partner of BDO in Indonesia, Audit Firm (2017-2020)
- Senior Partner of PKF Indonesia (2015-2017)
- Audit Partner of LEA Global Indonesia (2009-2015)
- President Director of Winindo Business Pte. Ltd. (2002-2009)

RANGKAP JABATAN

- Anggota Komite Audit PT Armadian Tritunggal (sejak 2023)
- Anggota Komite Audit PT Dian Swastatika Sentosa, Tbk (sejak 2022)
- Chief Executive Officer SW Indonesia (sejak 2020)

CONCURRENT POSITIONS

- Member of the Audit Committee of PT Armadian Tritunggal (since 2023)
- Member of the Audit Committee of PT Dian Swastatika Sentosa, Tbk (since 2022)
- CEO of SW Indonesia (since 2020)

HUBUNGAN AFILIASI

Tidak memiliki hubungan afiliasi dengan Direksi, Dewan Komisaris, maupun Pemegang Saham Utama/Pengendali

AFFILIATION RELATIONSHIP

No affiliated relations with the members of the Board of Directors, Board of Commissioners, or Majority/Controlling Shareholders

INDEPENDENSI

Anggota Komite Audit harus independen, obyektif, dan profesional sebagaimana diatur dalam Piagam Komite Audit yang diperbaharui secara berkala menyesuaikan dengan peraturan Perundang-undangan yang berlaku. Pernyataan Independensi ditandatangani oleh Komite Audit untuk menjaga independensi dalam proses kerja sehari-hari. Adapun kriteria yang tertuang dalam Piagam Komite Audit, di antaranya:

1. Bukan merupakan orang dalam Kantor Akuntan Publik, Kantor Konsultan Hukum, Kantor Jasa Penilai Publik atau pihak lain yang memberi jasa asuransi, jasa non asuransi, jasa penilai, atau jasa konsultasi lain kepada Perseroan dalam waktu 6 bulan terakhir;

INDEPENDENCY

The Audit Committee Charter requires members to be independent, objective, and professional, and it is updated on a regular basis to reflect current laws and regulations. The Audit Committee signs the Independence Statement to ensure its independence in daily work processes. The criteria specified in the Audit Committee Charter include the following:

1. Not an insider of a Public Accounting Firm, Law Consulting Firm, Public Appraisal Firm, or any other party that provided assurance, non-assurance, appraisal, or other consulting services to the Company within the past 6 months;

2. Bukan merupakan orang yang bekerja atau mempunyai wewenang dan tanggung jawab untuk merencanakan, memimpin, mengendalikan atau mengawasi kegiatan Perseroan dalam waktu 6 bulan terakhir, kecuali Komisaris Independen;
3. Tidak mempunyai saham, baik langsung maupun tidak langsung, pada Perseroan;
4. Tidak mempunyai hubungan afiliasi dengan anggota Dewan Komisaris, anggota Direksi, atau Pemegang Saham Utama Perseroan;
5. Tidak mempunyai hubungan usaha, baik langsung maupun tidak langsung, yang berkaitan dengan kegiatan usaha Perseroan.

2. Except for the Independent Commissioner, not one person who worked or has the authority and responsibility to plan, lead, control, or supervise the Company's activities in the past 6 months;
3. Has no direct or indirect shares in the Company;
4. Has no affiliation with the Board of Commissioners, Board of Directors, or Majority Shareholders of the Company;
5. Has no direct or indirect business relationship related to the Company's business.

LAPORAN PELAKSANAAN KEGIATAN

Menelaah Laporan Keuangan

Komite Audit melakukan penelaahan terhadap kualitas, integritas, dan transparansi Laporan Keuangan Konsolidasian Perseroan. Selain itu, Komite Audit juga melakukan penelaahan kebijakan dan praktik akuntansi penting yang dianut Perseroan, serta area pertimbangan yang signifikan yang mempengaruhi secara material hasil yang dilaporkan. Komite Audit meyakini bahwa Laporan Keuangan Konsolidasian tersebut telah disajikan sesuai dengan prinsip akuntansi yang berlaku umum di Indonesia. Laporan Keuangan Konsolidasian Perseroan 31 Desember 2023 telah diaudit oleh Kantor Akuntan Publik Imelda & Rekan dan dinyatakan dalam laporannya tertanggal 26 Maret 2024 bahwa laporan keuangan tersebut telah disajikan secara wajar, dalam semua hal yang material sesuai dengan Standar Akuntansi Keuangan Indonesia.

Kepatuhan terhadap Hukum dan Regulasi

Komite Audit melakukan penelaahan terhadap kepatuhan Perseroan terhadap hukum dan regulasi, termasuk manajemen risiko. Komite Audit menyatakan bahwa sepanjang pengetahuan terbaiknya, tidak menemukan adanya ketidakpatuhan Perseroan terhadap peraturan perundang-undangan yang berlaku.

Komunikasi dengan Audit Internal

Komite Audit melakukan komunikasi berkala dengan auditor internal mengenai ruang lingkup rencana kerja melalui perencanaan audit dengan pendekatan pemeriksaan berdasarkan risiko; membahas temuan audit dan memantau tindak lanjut manajemen atas rekomendasi dari audit internal; serta memberikan masukan untuk meningkatkan kualitas pelaporan serta akurasi dan ketepatan waktu penerbitan laporan audit.

Manajemen Risiko

Komite Audit menilai bahwa sistem pengawasan internal, kepatuhan, dan manajemen risiko Perseroan telah cukup memadai untuk mengidentifikasi dan mengelola risiko-risiko tersebut secara semestinya. Komite Audit juga menelaah dan

ACTIVITY IMPLEMENTATION REPORT

Reviewing Financial Statements

The Audit Committee evaluates the quality, integrity, and transparency of the Company's Consolidated Financial Statements. Furthermore, the Audit Committee examines key accounting policies and practices used by the Company, as well as significant assumptions that materially affect the reported results. The Audit Committee believes the Consolidated Financial Statements have been presented in accordance with Indonesia's generally accepted accounting principles. The Company's Consolidated Financial Statements as of 31 December 2023 have been audited by Public Accounting Firm Imelda & Partners. The report dated 26 March 2024 stated that the financial statements were presented fairly and in accordance with Indonesian Financial Accounting Standards.

Compliance with Laws and Regulations

The Audit Committee reviews the Company's compliance with the law and regulations, including risk management. The Audit Committee declared, with their best of knowledge, that the Company had not committed any violations of the prevailing laws.

Communication with Internal Audit

The Audit Committee communicates with internal auditors on a regular basis about the scope of work plans through audit planning using a risk-based audit approach; discusses audit findings and monitors management's follow-up on internal audit recommendations; and provides input to improve reporting quality, as well as the accuracy and timeliness with which audit reports are issued.

Risk Management

The Audit Committee believes that the Company's internal control system, compliance, and risk management have been sufficient to identify and manage these risks properly. The Audit Committee also reviews and advises the Board

memberikan saran kepada Direksi dan Dewan Komisaris, bila mengetahui adanya potensi benturan kepentingan di Perseroan.

of Directors and Board of Commissioners on any potential conflicts of interest in the Company.

Auditor Eksternal

Pada 29 November 2023 dan 12 Maret 2024, Komite Audit, Internal Audit dan Divisi Akunting mengadakan pertemuan dengan auditor eksternal (Imelda & Rekan) saat perencanaan audit dan finalisasi terkait Laporan Keuangan Konsolidasian 31 Desember 2023 (auditan) Perseroan. Dalam pertemuan tersebut, Komite Audit telah menelaah tanggung jawab Kantor Akuntan Publik Imelda & Rekan, independensi dan objektivitas, susunan tim audit, rencana audit, dan jadwal audit, penerapan PSAK/IFRS yang baru, serta isu-isu utama lainnya.

External Auditor

On 29 November 2023 and 12 March 2024, the Audit Committee, Internal Audit, and Accounting Division met with the external auditor (Imelda & Rekan) to plan and finalize the audit of the Company's Consolidated Financial Statements as of 31 December 2023. During this meeting, the Audit Committee reviewed the responsibilities of the Imelda & Rekan Public Accounting Firm, independence and objectivity, audit team composition, audit plan and schedule, implementation of the new PSAK/IFRS, and other major issues.

PELAKSANAAN RAPAT

MEETING IMPLEMENTATION

Kebijakan

Sesuai dengan Peraturan OJK No. 55/2015, Komite Audit wajib menyelenggarakan rapat minimal 1 (satu) kali dalam 3 (tiga) bulan. Kendati demikian, rapat dapat dilaksanakan lebih dari ketentuan apabila dihadiri oleh lebih dari ½ (satu per dua) jumlah anggota.

Policy

According to OJK Regulation No. 55/2015, the Audit Committee is required to meet at least once every three months. Meetings may exceed the provisions if more than half of the members attend.

Seluruh keputusan Komite Audit diambil berdasarkan musyawarah untuk mufakat. Selain itu, seluruh hasil rapat dituangkan dalam risalah rapat, termasuk apabila ada perbedaan pendapat, yang ditandatangani oleh seluruh anggota Komite Audit yang hadir untuk disampaikan kepada Dewan Komisaris.

All Audit Committee decisions are made after careful deliberation and consensus-building. Furthermore, all meeting results, including any differences of opinion, are documented in the meeting minutes, which are signed by all Audit Committee members present and submitted to the Board of Commissioners.

Frekuensi dan Kehadiran

Sepanjang tahun 2023, Komite Audit telah melaksanakan rapat sebanyak 7 (tujuh) kali secara keseluruhan, dengan rincian tingkat kehadiran sebagai berikut:

Frequency and Attendance

Throughout 2023, the Audit Committee has held 7 (seven) meetings in total, with details as follow:

Frekuensi dan Tingkat Kehadiran Rapat Komite Audit
Frequency and Attendance Level of Audit Committee Meetings

Nama Name	Jabatan Position	Jumlah Rapat Number of Meetings	Jumlah Kehadiran Number of Attendance	%
Tak Ek Kia	Ketua Chairman	7	6	86
Dikdik Sugiharto	Anggota Member	7	6	86
Michell Suharli	Anggota Member	7	6	86

PENGEMBANGAN KOMPETENSI

Kebijakan

Sesuai dengan Peraturan OJK No. 55/POJK.04/2015 tahun 2015 tentang Pembentukan dan Pedoman Pelaksanaan Kerja Komite Audit, anggota komite harus bersedia meningkatkan kompetensi secara terus menerus melalui pendidikan dan pelatihan. Untuk kepentingan tersebut, Perseroan memberikan dukungan, termasuk dari sisi penganggaran dan fasilitas lain yang diperlukan.

Realisasi

Uraian tentang realisasi kegiatan pengembangan kompetensi Komite Audit disampaikan melalui tabel di bawah ini.

COMPETENCY DEVELOPMENT

Policy

OJK Regulation No. 55/POJK.04/2015 of 2015 on the Establishment and Work Guidelines of the Audit Committee requires committee members to agree to continually improve their competence through education and training. The Company supports this obligation, including budgeting and other necessary facilities.

Realization

The realization of the Audit Committee's competency development activities is presented in the table below.

Nama Name	Jabatan Position	Jenis Pendidikan dan Pelatihan Types of Education and Training	Tanggal Pelaksanaan Implementation Date	Penyelenggara Organizer
Dikdik Sugiharto	Anggota Komite Audit Member of Audit Committee	Konferensi Nasional Komite Audit II Audit Committee National Conference II	19 Oktober 2023 19 October 2023	Ikatan Komite Audit Indonesia Indonesian Institute of Audit Committee
Michell Suharli	Anggota Komite Audit Member of Audit Committee	Konferensi Nasional Komite Audit II Audit Committee National Conference II	19 Oktober 2023 19 October 2023	Ikatan Komite Audit Indonesia Indonesian Institute of Audit Committee
Michell Suharli	Anggota Komite Audit Member of Audit Committee	Peran IT Audit Untuk Menunjang Pekerjaan Auditor Dalam Audit Laporan Keuangan The Role of Audit IT to Support the Auditor's Work in an Audit of Financial Report	8 Maret 2023 8 March 2023	Ikatan Akuntan Publik Indonesia Indonesian Institute of Certified Public Accountants
Michell Suharli	Anggota Komite Audit Member of Audit Committee	Memahami Kode Etik Akuntan Indonesia Bagi Akuntan Berpraktik Understanding the Indonesian Accountant Code of Ethics for Practicing Accountants	15 Maret 2023 15 March 2023	Ikatan Akuntan Publik Indonesia Indonesian Institute of Certified Public Accountants
Michell Suharli	Anggota Komite Audit Member of Audit Committee	Penerapan *Engagement Quality Control Review* (EQCR) dan Peran Komunikasi/ Konsultasi Kepada Regulator Sesuai POJK 13 Tahun 2017 Dalam Rangka Mitigasi Risiko Audit Implementation of Engagement Quality Control Review (EQCR) and the Role of Communication/Consultation with Regulators in Accordance with POJK 13 of 2017 on Audit Risk Mitigation	16 Maret 2023 16 March 2023	Ikatan Akuntan Publik Indonesia Indonesian Institute of Certified Public Accountants
Michell Suharli	Anggota Komite Audit Member of Audit Committee	Memahami Kode Etik Akuntan Indonesia Bagi Akuntan Perpajakan Understanding the Indonesian Accountant Code of Ethics for Tax Accountants	14 Juni 2023 14 June 2023	Ikatan Akuntan Publik Indonesia Indonesian Institute of Certified Public Accountants
Michell Suharli	Anggota Komite Audit Member of Audit Committee	Memahami Kode Etik Akuntan Indonesia Bagi Akuntan Sektor Publik Understanding the Indonesian Accountant Code of Ethics for Public Sector Accountants	15 Juli 2023 15 July 2023	Ikatan Akuntan Publik Indonesia Indonesian Institute of Certified Public Accountants

Nama Name	Jabatan Position	Jenis Pendidikan dan Pelatihan Types of Education and Training	Tanggal Pelaksanaan Implementation Date	Penyelenggara Organizer
Michell Suharli	Anggota Komite Audit Member of Audit Committee	*Sharing* Temuan-temuan Hasil Pemeriksaan KAP Oleh PPPK dan Mitigasi Risikonya Sharing Findings on KAP Audit by PPPK and Risk Mitigation	26 Juli 2023 26 July 2023	Ikatan Akuntan Publik Indonesia Indonesian Institute of Certified Public Accountants
Michell Suharli	Anggota Komite Audit Member of Audit Committee	*Build The Style for Your Professional Career*	7 September 2023 7 September 2023	Ikatan Akuntan Publik Indonesia Indonesian Institute of Certified Public Accountants

KOMITE REMUNERASI
Remuneration Committee

Pembentukan Komite Remunerasi yang dilakukan oleh Dewan Komisaris mengacu pada Peraturan OJK No. 34/POJK.04/2014 tentang Komite Nominasi dan Remunerasi Emiten atau Perusahaan Publik. Dalam ketentuan tersebut, tugas komite adalah membantu Dewan Komisaris dalam menentukan remunerasi bagi Direksi dan Dewan Komisaris.

The Board of Commissioners established the Remuneration Committee in accordance with OJK Regulation No. 34/POJK.04/2014, which governs the Nomination and Remuneration Committees of Issuers or Public Companies. According to these provisions, the committee's main responsibility is to assist the Board of Commissioners in determining the Board of Directors and Board of Commissioner's remuneration.

PEDOMAN KERJA

Chandra Asri Group telah memiliki Piagam Komite Remunerasi tanggal 6 Maret 2017 yang ditandatangani oleh Dewan Komisaris Perseroan. Piagam tersebut berisi:

1. Pendahuluan;
2. Organisasi;
3. Kedudukan;
4. Pengangkatan dan pemberhentian;
5. Masa Kerja;
6. Tugas dan tanggung jawab;
7. Tata cara dan prosedur kerja;
8. Rapat Komite Remunerasi;
9. Pelaporan; dan
10. Penutup.

WORK GUIDELINES

The Chandra Asri Group established the Remuneration Committee Charter on 16 March 2017, which was signed by the Company's Board of Commissioners. The charter contains:

1. Introduction;
2. Organization;
3. Position;
4. Appointment and Dismissal;
5. Term of Office;
6. Duties and Responsibilities;
7. Work methods and Procedures;
8. Remuneration Committee Meeting;
9. Reporting; and
10. Closing.

TUGAS DAN TANGGUNG JAWAB

Komite Remunerasi bertanggung jawab secara langsung kepada Dewan Komisaris dan bertindak secara profesional untuk kepentingan Perseroan dan pihak-pihak terkait lainnya. Tugas dan tanggung jawab dari Komite Remunerasi adalah:

DUTIES AND RESPONSIBILITIES

The Remuneration Committee reports directly to the Board of Commissioners and acts professionally in the interests of the Company and other related parties. The duties and responsibilities of the Remuneration Committee are as follows:

1. Memberikan rekomendasi kepada Dewan Komisaris mengenai struktur remunerasi;
2. Menentukan kebijakan dan besaran remunerasi anggota Dewan Komisaris dan Direksi;
3. Melakukan kajian terhadap remunerasi didasarkan pada kajian atas hasil kerja, tingkat remunerasi pada industri yang sama, serta tujuan dan strategi kegiatan usaha Perseroan, yang diajukan kepada rapat umum pemegang saham;
4. Membantu Dewan Komisaris melakukan penilaian kinerja dengan kesesuaian remunerasi yang diterima masing-masing anggota Direksi dan/atau Dewan Komisaris;
5. Dalam melaksanakan tugasnya, Komite Remunerasi bertanggung jawab kepada Dewan Komisaris; dan
6. Komite Remunerasi wajib bertindak independen dalam melaksanakan tugasnya.

1. Provide recommendations to the Board of Commissioners regarding the remuneration structure;
2. Determine the policy and amount of remuneration for members of the Board of Commissioners and Board of Directors;
3. Conduct a review of remuneration based on the review of work results, remuneration levels in the same industry, and the objectives and strategies of the Company's business activities, which are submitted to the general meeting of shareholders;
4. Assist the Board of Commissioners in conducting performance assessments with the appropriate remuneration received by each member of the Board of Directors and/or Board of Commissioners;
5. In carrying out its duties, the Remuneration Committee is responsible to the Board of Commissioners; and
6. The Remuneration Committee must act independently in carrying out its duties.

KOMPOSISI KOMITE REMUNERASI

Komposisi Komite Remunerasi Perseroan periode 2023 terdiri dari anggota Dewan Komisaris sebagai berikut:

COMPOSITION OF THE REMUNERATION COMMITTEE

The composition of the Company's Remuneration Committee for the 2023 period consists of members of the Board of Commissioners and is presented as follows:

Nama Name	Jabatan Position	Periode Period	Dasar Pengangkatan Basis of Appointment
Ho Hon Cheong	Ketua Chairman	2021-2024	Keputusan Edaran sebagai Pengganti Rapat Dewan Komisaris PT CAP No. 010/LGL/BOC RES/VI/2021. Circular Letter as a Substitute for PT CAP's Board of Commissioners Meeting No. 010/LGL/BOC RES/VI/2021.
Agus Salim Pangestu	Anggota Member	2021-2024	
Tan Ek Kia	Anggota Member	2021-2024	
Tanawong Areeratchakul	Anggota Member	2021-2024	

PROFIL KOMITE REMUNERASI

Profil lengkap Komite Remunerasi disajikan pada bab "Profil Perusahaan" yang terdapat dalam Laporan Tahunan ini.

REMUNERATION COMMITTEE PROFILE

The complete profile of the Remuneration Committee is presented in the "Company Profile" chapter contained in this Annual Report.

INDEPENDENSI

Independensi Komite Remunerasi terlihat melalui pemilihan Komisaris Independen yang tidak memiliki hubungan afiliasi, baik dengan Dewan Komisaris, Direksi, serta Pemegang Saham Utama dan Pengendali. Selain itu, Komite Remunerasi berusaha mengedepankan kepentingan Perusahaan dan bersifat objektif dalam setiap pengambilan keputusan.

INDEPENDENCY

The independence of the Remuneration Committee is evidenced through the selection of Independent Commissioners who have no affiliation with the Board of Commissioners, Board of Directors, or Major and Controlling Shareholders. In addition, the Remuneration Committee strives to prioritize the interests of the Company and is objective in every decision-making process.

LAPORAN PELAKSANAAN KEGIATAN

Sepanjang tahun 2023, Komite Remunerasi telah melaksanakan kegiatan sesuai tugas dan tanggung jawab yang tertuang dalam *Board Charter,* yaitu sebagai berikut:

1. Mengevaluasi kebijakan remunerasi Dewan Komisaris dan Direksi; dan
2. Mengevaluasi struktur dan besaran remunerasi yang layak bagi Dewan Komisaris dan Direksi.

ACTIVITY IMPLEMENTATION REPORT

In 2023, the Remuneration Committee carried out the following activities in accordance with the duties and responsibilities stated in the Board Charter:

1. Evaluated Board of Commissioners and Board of Directors remuneration policies; and
2. Evaluate the appropriate structure and amount of remuneration for the Board of Commissioners and Directors.

PELAKSANAAN RAPAT

Kebijakan

Pada tahun 2023, Komite Remunerasi Perseroan telah melaksanakan rapat sesuai ketentuan peraturan perundang-undangan yang berlaku.

MEETING IMPLEMENTATION

Policy

In 2023, the Remuneration Committee of the Company held a meeting in accordance with the prevailing regulations.

Frekuensi dan Kehadiran
Frequency and Attendance

Nama Name	Jabatan Position	Jumlah Rapat Number of Meetings	Jumlah Kehadiran Number of Attendance	%
Ho Hon Cheong	Ketua Chairman	3	3	100
Agus Salim Pangestu	Anggota Member	3	3	100
Tan Ek Kia	Anggota Member	3	3	100
Tanawong Areeratchakul	Anggota Member	3	3	100

Pengembangan Kompetensi

Sepanjang tahun 2023, anggota Komite Remunerasi tidak ada yang mengikuti pelatihan atau pengembangan kompetensi.

Competency Development

Throughout 2023, no members of the Remuneration Committee participated in competency training and development.

FUNGSI NOMINASI
Nomination Function

Sesuai dengan Peraturan Otoritas Jasa Keuangan (OJK) No. 34/POJK.04/2014 tentang Komite Nominasi dan Remunerasi, Fungsi Nominasi melaksanakan kegiatan untuk memberikan pertimbangkan terkait dengan pengusulan seseorang untuk diangkat dalam jabatan sebagai anggota Direksi atau anggota Dewan Komisaris.

Pursuant to the Financial Services Authority (OJK) Regulation No. 34/POJK.04/2014 on the Nomination and Remuneration Committee, the Nomination Function carries out activities to provide consideration related to the proposal of a candidate to be appointed to a position as a member of the Board of Directors or a member of the Board of Commissioners.

PELAKSANA FUNGSI NOMINASI

Saat ini, Fungsi Nominasi di Chandra Asri dilaksanakan sepenuhnya oleh Dewan Komisaris. Penetapan keputusan ini sesuai dengan Pedoman dan Kode Etik (*Board Charter*) Direksi dan Dewan Komisaris.

PEDOMAN KERJA

Fungsi Nominasi dilaksanakan oleh Dewan Komisaris melalui kegiatan sebagai berikut:

1. Menyiapkan rekomendasi atas komposisi jabatan anggota Direksi dan/atau Dewan Komisaris;
2. Membuat kebijakan dan kriteria yang dibutuhkan dalam proses nominasi;
3. Membuat kebijakan evaluasi kinerja bagi anggota Direksi dan/atau anggota Dewan Komisaris;
4. Melakukan penilaian kinerja anggota Direksi dan/atau Dewan Komisaris berdasarkan tolak ukur yang telah disusun sebagai bahan evaluasi;
5. Memberikan rekomendasi mengenai program pengembangan kemampuan anggota Direksi dan/atau anggota Dewan Komisaris; dan
6. Memberikan usulan calon yang memenuhi syarat sebagai anggota Direksi dan/atau anggota Dewan Komisaris kepada Dewan Komisaris untuk disampaikan kepada RUPS.

TUGAS DAN TANGGUNG JAWAB

Praktik Fungsi Nominasi dilaksanakan dengan mengacu pada tata cara dan prosedur kerja sebagai berikut:

1. Menyusun komposisi dan proses nominasi Direksi dan/atau anggota Dewan Komisaris berdasarkan pemeriksaan yang sewajarnya dan seksama atas latar belakang masing-masing nominasi;
2. Menyusun kebijakan dan kriteria yang dibutuhkan dalam proses nominasi calon Direksi dan/atau calon anggota Dewan Komisaris;
3. Melaksanakan evaluasi atas kinerja Direksi dan/atau anggota Dewan Komisaris;
4. Menyusun program pengembangan kemampuan anggota Direksi dan/atau anggota Dewan Komisaris; dan
5. Menelaah dan mengusulkan calon yang memenuhi syarat sebagai anggota Direksi dan/atau anggota Dewan Komisaris kepada Dewan Komisaris untuk disampaikan kepada RUPS.

PELAKSANAAN TUGAS

Pelaksanaan fungsi nominasi menjadi bagian yang tidak terpisahkan dari pelaksanaan tugas Dewan Komisaris yang disajikan dan dipaparkan pada RUPS Tahunan melalui penyampaian Laporan Pengawasan Dewan Komisaris.

PERSON IN CHARGE OF THE NOMINATION FUNCTION

The Board of Commissioners currently handles all aspects of Chandra Asri's Nomination Function. This decision was made in accordance with the Guidelines and Code of Conduct (Board Charter) of the Board of Directors and Board of Commissioners.

WORK GUIDELINES

The Board of Commissioners carries out the nomination function through the following activities:

1. Make recommendations for the composition of the Board of Directors and/or Board of Commissioners;
2. Develop policies and criteria for nominations;
3. Develop performance evaluation policies for members of the Board of Directors and/or Board of Commissioners;
4. Evaluate members of the Board of Directors and/or Board of Commissioners using designated indicators;
5. Recommend capacity-building programs for members of the Board of Directors and/or Board of Commissioners; and
6. Make recommendations to the Board of Commissioners to be submitted to GMS for candidates who meet the required qualifications as members of the Board of Directors and/or Board of Commissioners.

DUTIES AND RESPONSIBILITIES

The nomination functions are carried out in accordance with the work methods and procedures described below:

1. Prepare the composition and nomination process of members of the Board of Directors and/or the Board of Commissioners based on a fair and thorough examination of the background of each nomination;
2. Create policies and criteria for nominating candidates as members of the Board of Directors and/or Board of Commissioners;
3. Evaluate the performance of members of the Board of Directors and/or Board of Commissioners;
4. Create a capacity development program for members of the Board of Directors and/or Board of Commissioners;
5. Review and recommend qualified candidates as members of the Board of Directors and/or Board of Commissioners to the Board of Commissioners for submission to the GMS.

DUTY IMPLEMENTATION

The implementation of the nomination function is an integral part of the implementation of the duties of the Board of Commissioners, which are submitted and presented at the Annual GMS through the submission of the Supervisory Report of the Board of Commissioners.

SEKRETARIS PERUSAHAAN
Corporate Secretary

Sesuai Peraturan OJK No. 35/POJK.04/2014 tanggal 8 Desember 2014 tentang Sekretaris Perusahaan Emiten atau Perusahaan Publik, Sekretaris Perusahaan merupakan penanggung jawab dari unit kerja yang menjalankan fungsi sekretaris perusahaan. Sekretaris Perusahaan diangkat dan diberhentikan oleh Direksi.

Pursuant to OJK Regulation No. 35/POJK.04/2014, dated 8 December 2014, on the Corporate Secretary of Issuers or Public Companies, the Corporate Secretary is the person in charge of the work unit that carries out the Company's secretarial function. The Corporate Secretary is appointed and dismissed by the Board of Directors.

TUGAS DAN TANGGUNG JAWAB

Tugas Sekretaris Perusahaan ditetapkan dengan mengacu pada regulasi yang ada, antara lain:

1. Mengikuti perkembangan pasar modal khususnya peraturan-peraturan yang berlaku di bidang pasar modal;
2. Memberikan masukan kepada Direksi dan Dewan Komisaris Perseroan untuk mematuhi ketentuan peraturan perundang-undangan di bidang pasar modal;
3. Membantu Direksi dan Dewan Komisaris dalam pelaksanaan tata kelola perusahaan yang meliputi:
    a. Keterbukaan informasi kepada masyarakat termasuk ketersediaan informasi pada situs web Perseroan;
    b. Penyampaian laporan kepada OJK tepat waktu;
    c. Penyelenggaraan dan dokumentasi RUPS;
    d. Penyelenggaraan dan dokumentasi rapat Direksi dan/atau Dewan Komisaris;
    e. Pelaksanaan program orientasi terhadap Perusahaan bagi Direksi dan/atau Dewan Komisaris.
4. Sebagai penghubung antara Perseroan dengan pemegang saham Perseroan, OJK dan pemangku kepentingan lainnya.

DUTIES AND RESPONSIBILITIES

The duties of the Corporate Secretary are determined by referring to prevailing regulations, among others:

1. Keeping abreast of capital market developments, especially the regulations that apply in the field of capital market;
2. Provide input to the Board of Directors and the Board of Commissioners of the Company to comply with the provisions of the laws and regulations in the field of capital market;
3. Assist the Board of Directors and the Board of Commissioners in the implementation of corporate governance, which includes:
    a. Disclosure of information to the public, including the availability of information on the Company's website;
    b. Submission of reports to OJK in a timely manner;
    c. GMS implementation and documentation;
    d. Organizing and documenting meetings of the Board of Directors and/or Board of Commissioners; and
    e. Implementation of the Company induction program for the Board of Directors and/or Board of Commissioners.
4. As a liaison between the Company and the Company's shareholders, OJK, and other stakeholders.

PROFIL SEKRETARIS PERUSAHAAN

CORPORATE SECRETARY PROFILE



Erri Dewi Riani

Sekretaris Perusahaan
Corporate Secretary

Kewarganegaraan Nationality	Indonesia Indonesian
Usia/Tanggal Lahir Age/Date of Birth	45 tahun 45 years old
Domisili Domicile	Jakarta Jakarta

DASAR PENGANGKATAN

Diangkat sebagai Sekretaris Perusahaan melalui Surat Keputusan Direksi Perseroan No. 001/LGL/BOD RES/I/2021 tanggal 1 Februari 2021.

BASIS OF APPOINTMENT

Appointed as Corporate Secretary through the Decree of the Company's Board of Directors No. 001/LGL/BOD RES/I/2021, dated 1 February 2021.

RIWAYAT PENDIDIKAN/SERTIFIKASI

Sarjana Hukum Universitas Katolik Parahyangan Bandung, Indonesia (2000)

EDUCATIONAL BACKGROUND/CERTIFICATION

Bachelor of Law from Parahyangan Catholic University, Bandung, Indonesia (2000)

RIWAYAT PEKERJAAN

- Direktur Utama PT Krakatau Chandra Energi (2023-saat ini)
- General Manager Legal PT Chandra Asri Pacific Tbk (2011-saat ini)
- Penasihat hukum PT Tripolyta Indonesia Tbk (TPI) (2008-2011)

WORK EXPERIENCE

- President Director of PT Krakatau Chandra Energi (2023-present)
- General Manager Legal of PT Chandra Asri Petrochemical Tbk (2011-present)
- Legal advisor to PT Tripolyta Indonesia Tbk (TPI) (2008-2011)

RANGKAP JABATAN

Direktur Utama PT Krakatau Chandra Energi (sejak 2023)

CONCURRENT POSITIONS

President Director of PT Krakatau Chandra Energi (since 2023)

HUBUNGAN AFILIASI

Tidak memiliki hubungan afiliasi dengan Direksi, Dewan Komisaris, maupun Pemegang Saham Utama/Pengendali.

AFFILIATION RELATIONSHIP

No affiliated relations with members of the Board of Directors, members of the Board of Commissioners, or Majority/Controlling Shareholders.

PROGRAM KERJA DAN PELAKSANAAN TUGAS

Sepanjang tahun buku 2023, Sekretaris Perusahaan telah merealisasikan program yang merupakan bagian dari tugas dan tanggung jawabnya. Rinciannya diuraikan dalam tabel di bawah ini.

WORK PROGRAM AND DUTY IMPLEMENTATION

During the 2023 fiscal year, the Corporate Secretary has realized a number of programs that are part of its duties and responsibilities. The details are outlined in the following table.

Program Kerja Work Program	Pelaksanaan Tugas Duty Implementation
Penyelenggaraan RUPS GMS Implementation	RUPS Tahunan telah diselenggarakan sebanyak 1 kali RUPS Luar Biasa telah diselenggarakan sebanyak 2 kali The Annual GMS was held once The Extraordinary GMS was held 2 times

Program Kerja Work Program	Pelaksanaan Tugas Duty Implementation
Paparan Publik Public Exposure	Dilaksanakan 1 kali sesuai dengan ayat III.3.3.1. Surat Keputusan Direksi PT Bursa Efek Indonesia No. Kep-00066/BEI/09-2022 perihal Perubahan Peraturan Nomor I-E tentang Kewajiban Penyampaian Informasi ("SK Direksi BEI 66") Carried out once in accordance with paragraph III.3.3.1. Decree of the Board of Directors of the Indonesian Stock Exchange No. Kep-00066/BEI/09-2022 concerning Amendments to Regulation Number I-E concerning Obligations to Submit Information ('BEI Directors' Decree 66')
Penyelenggaraan Rapat Umum Pemegang Obligasi (RUPO) Organizing the General Meeting of Bondholders (RUPO)	Tidak ada None
Site Visit	Dilaksanakan 3 kali Implemented 3 times
Konferensi Pers Press Conference	Peluncuran Kampanye Indonesia Asri The launch of Indonesia Asri campaign
Siaran Pers Press Release	• Krakatau Steel Tandatangani Perjanjian Jual Beli Saham Dengan Chandra Asri Senilai Rp3,24 triliun. Krakatau Steel Signs Share Sales Agreement (CSPA) with Chandra Asri Worth up to Rp3.24 trillion. • Asrene®SP4808 Milik Chandra Asri Resmi Tersertifikasi SNI untuk Aplikasi Air Minum. Chandra Asri's Asrene®SP4808 is Officially Certified as SNI for Drinking Water Applications. • Kolaborasi Dukung Pengelolaan Sampah Plastik *Low-Value* untuk Infrastruktur yang Berkelanjutan. Collaborate to Support Low-Value Plastic Waste Management for a Sustainable Infrastructure. • Krakatau Steel dan Chandra Asri Resmi Tandatangani Akta Jual Beli Saham Untuk Penutupan Transaksi. Krakatau Steel and Chandra Asri Officially Signed the Deed of Sale and Purchase of Shares upon Transaction Closing. • Chandra Asri dan INA Tandatangani Nota Kesepahaman untuk Pengembangan Pabrik Chlor-Alkali Berskala Dunia di Indonesia. Chandra Asri and INA Sign Memorandum of Understanding to Pursue the Joint Development of a World-Scale Chlor-Alkali Plant in Indonesia. • PEFINDO Menetapkan Peringkat " idAA-" (Stabil) untuk Chandra Asri dan Surat Utang yang Diterbitkan. PEFINDO Affirms "idAA-" (Stable) Rating for Chandra Asri and its Outstanding Bonds. • Chandra Asri dan NIPPON SHOKUBAI Group Tandatangani Nota Kesepahaman Jajaki Peluang Bisnis Kimia Hijau Berbahan Baku Terbarukan. Chandra Asri and NIPPON SHOKUBAI Group Sign an MOU to Explore Green Chemical Business Opportunities Utilizing Renewable Raw Materials. • Chandra Asri Tunjuk Lisensor Pabrik Ethylene Dichloride untuk Melayani Pasar Asia Tenggara. Chandra Asri Licensor Selection of Ethylene Dichloride Plant to Serve Southeast Asia Market. • Chandra Asri Group Memperluas Usahanya di Sektor Infrastruktur Energi dengan Investasi Hingga US$200 juta di Krakatau Posco Energy. Chandra Asri Group Expands its Footprint in the Energy Infrastructure Sector with an Investment of up to US$200 million in Krakatau Posco Energy.

Program Kerja Work Program	Pelaksanaan Tugas Duty Implementation
Siaran Pers Press Release	• Chandra Asri Group dan Ecovance Tandatangani MoU untuk Kembangkan Ekosistem Plastik Biodegradable di Indonesia. Chandra Asri Group and Ecovance Sign an MoU to Jointly Study Biodegradable Plastic Ecosystem in Indonesia. • Chandra Asri dan BRI Jalin Kerja Sama Fasilitas Pembiayaan untuk Dukung Rantai Nilai Industri Petrokimia Nasional. Chandra Asri and BRI Collaborate to Provide Financing Facility to Foster Domestic Petrochemical Industry Value Chain. • Krakatau Daya Listrik Kembangkan Bisnis Pembangkit Panel Surya untuk Dukung Target Pemerintah dalam Energi Baru Terbarukan. Krakatau Daya Listrik Develops Business for Solar Panel Generator to Support Government Targets in New and Renewable Energy. • Resmi Tersertifikasi ISCC untuk Produk Berkelanjutan, Chandra Asri Siap Hasilkan Produk Berbasis Bio. Officially ISCC Certified for Sustainable Products, Chandra Asri is Ready to Produce Bio-Based Products. • Chandra Asri Group dan INALUM Menjalin Kerja Sama untuk Mendukung Hilirisasi Aluminium dan Percepatan Ekosistem Kendaraan Listrik Nasional. Chandra Asri Group and INALUM Collaborate to Support Aluminum Downstreaming and Accelerate National EV Ecosystem. • Chandra Asri Luncurkan Kampanye #IndonesiaAsri, Ruang Partisipasi Lintas Generasi Terapkan Gaya Hidup yang Prioritaskan Lingkungan. Chandra Asri Launches #IndonesiaAsri, Raising Awareness Across Generations to Implement Sustainable Living as a Living Standard that Prioritizes the Environment. • Chandra Asri Group Dukung PLTS Terapung Cirata Penuhi Tingkat Kandungan Dalam Negeri untuk Bahan Baku Plastik. Chandra Asri Group Supports Cirata Floating Solar PV Plant in Meeting Domestic Content Levels for Plastic Raw Materials. • Chandra Asri Group Raih Investasi Ekuitas Senilai US$194 Juta dari EGCO Group untuk 30% Kepemilikan Saham Ekuitas di Perusahaan Infrastruktur. Chandra Asri Group Secures an Equity Investment of US$194 Million from EGCO Group for a 30% Equity Stake in Its Infrastructure Company. • Sinar Mas Land dan Chandra Asri Group Resmikan Hasil Kerja Sama Pembangunan Jalan Aspal dengan Campuran Sampah Plastik di BSD City. Sinar Mas Land and Chandra Asri Group Inaugurate the Collaboration of Asphalt Road Construction with Plastic Waste Mix in BSD City. • Chandra Asri Group Berhasil Raih Predikat Emas dan Hijau di Ajang PROPER 2023. Chandra Asri Group Has Successfully Achieved Gold and Green Predicate at PROPER Awards 2023.

REALISASI PENGEMBANGAN KOMPETENSI

Pengembangan kompetensi tim dalam Sekretaris Perusahaan tidak hanya dilakukan dalam bentuk pelatihan, tetapi juga pertemuan dengan para pemangku kepentingan, terutama regulator dalam kegiatan sosialisasi. Hal itu sangat bermanfaat untuk menambah wawasan, sehingga dapat mendukung pelaksanaan tugas.

REALIZATION OF COMPETENCY DEVELOPMENT

Team competency development in Corporate Secretary does not include training only but also meetings with stakeholders, particularly regulators, in a socialization activity. This is highly useful for providing insight and subsequently assisting with the implementation of duties.

Rincian pelaksanaan pengembangan kompetensi diuraikan dalam tabel di bawah ini:

Details of the implementation of competency development are described in the following table:

No.	Nama Peserta Name of Participant	Jenis/Tema Pelatihan Type/Theme of Training	Waktu dan Tempat Penyelenggaraan Time and Location of Implementation	Penyelenggara Organizer
1.	Stefanus Kevin Jayamerta, Mira Susanti	POJK 9 Tahun 2023 tentang Penggunaan Jasa Akuntan Publik dan Kantor Akuntan Publik dalam Kegiatan Jasa Keuangan POJK 9 of 2023 concerning the Use of Public Accountant Services and Public Accounting Firms in Financial Services Activities	Webinar, 1 Agustus 2023 Webinars, 1 August 2023	Otoritas Jasa Keuangan (OJK) Financial Services Authority (OJK)
2.	Ni Nyoman Mera Handayani, Fenny Karim, Fiona Gracia, Nesya Safira, Athira Hana Aprilia, Mira Susanti	Perubahan Peraturan Nomor I-V tentang Ketentuan Khusus Pencatatan Saham dan Efek Bersifat Ekuitas Selain Saham yang Diterbitkan oleh Perusahaan Tercatat di Papan Akselerasi Changes to Regulation Number I-V concerning Special Provisions for the Listing of Shares and Equity Securities Other Than Shares Issued by Companies Listed on the Acceleration Board	Webinar, 3 Agustus 2023 Webinars, 3 August 2023	Bursa Efek Indonesia (BEI) Indonesian Stock Exchange (BEI)
3.	Ni Nyoman Mera Handayani	*Compliance Refreshment* Emiten dan Perusahaan Publik Compliance Refreshment for Issuers and Public Companies	Webinar, 22 Agustus 2023 Webinars, 22 August 2023	Otoritas Jasa Keuangan (OJK), Bursa Efek Indonesia (BEI) dan Komite Nasional Kebijakan Governansi (KNKG) Financial Services Authority (OJK), Indonesian Stock Exchange (BEI), and National Committee for Governance Policy (KNKG)
4.	Mira Susanti	IDX *New Listing Information* IDX New Listing Information	Webinar, 20 September 2023 Webinars, 20 September 2023	Bursa Efek Indonesia (BEI) Indonesian Stock Exchange (BEI)
5.	Erri Dewi Riani, Mira Susanti	Penjelasan Atas Peraturan Bursa No. I-A Tahun 2021 Terkait Ketentuan Free Float dan Penggunaan Form E009 pada Sistem Pelaporan SPE IDXnet Explanation of Exchange Regulation No. I-A 2021 Regarding Free Float Provisions and Use of Form E009 in the IDXnet SPE Reporting System	Webinar, 6 Oktober 2023 Webinars, 6 October 2023	Bursa Efek Indonesia (BEI) Indonesian Stock Exchange (BEI)
6.	Erri Dewi Riani, Ni Nyoman Mera Handayani, Fenny Karim, Fiona Gracia, Nesya Safira, Athira Hana Aprilia, Mira Susanti	(POJK) Nomor 13 Tahun 2023 Tentang Kebijakan Dalam Menjaga Kinerja Dan Stabilitas Pasar Modal Pada Kondisi Pasar Yang Berfluktuasi Signifikan (POJK) Number 13 of 2023 concerning Policies for Maintaining Capital Market Performance and Stability in Significantly Fluctuating Market Conditions	Webinar, 23 Oktober 2023 Webinars, 23 October 2023	Otoritas Jasa Keuangan (OJK) Financial Services Authority (OJK)
7.	Fenny Karim, Fiona Gracia, Nesya Safira, Athira Hana Aprilia, Mira Susanti	Undangan Sosialisasi Surat Edaran Otoritas Jasa Keuangan (SEOJK) No. 13/SEOJK.04/2023 Invitation for Socialization of Financial Services Authority Circular Letter (SEOJK) No. 13/SEOJK.04/2023	Webinar, 24 Oktober 2023 Webinars, 24 October 2023	Otoritas Jasa Keuangan (OJK) Financial Services Authority (OJK)

No.	Nama Peserta Name of Participant	Jenis/Tema Pelatihan Type/Theme of Training	Waktu dan Tempat Penyelenggaraan Time and Location of Implementation	Penyelenggara Organizer
8.	Fenny Karim, Fiona Gracia, Stefanus Kevin Jayamerta, Mira Susanti	Undangan Sosialisasi Peraturan Otoritas Jasa Keuangan Nomor 9 Tahun 2023 Invitation for Socialization of Financial Services Authority Regulation Number 9 of 2023	Webinar, 27 November 2023 Webinars, 27 November 2023	Otoritas Jasa Keuangan (OJK) Financial Services Authority (OJK)
9.	Dwi Kalfin Arfa	Undangan Dialog Akhir Tahun Dewan Komisioner OJK dan Industri Jasa Keuangan Invitation to End of Year Dialogue between the OJK Board of Commissioners and the Financial Services Industry	Hadir secara fisik, 1 Desember 2023 Physically present, 1 December 2023	Otoritas Jasa Keuangan (OJK) Financial Services Authority (OJK)
10.	Fiona Gracia, Stefanus Kevin Jayamerta, Mira Susanti	Undangan Sosialisasi Surat Edaran Otoritas Jasa Keuangan No. 18/SEOJK.03/2023 tentang Tata Cara Penggunaan Jasa Akuntan Publik dan Kantor Akuntan Publik dalam Kegiatan Jasa Keuangan Invitation for Socialization of Financial Services Authority Circular Letter No. 18/SEOJK.03/2023 Concerning Procedures for Using the Services of Public Accountants and Public Accounting Firms in Financial Services Activities	Webinar, 7 Desember 2023 Webinars, 7 December 2023	Otoritas Jasa Keuangan (OJK) Financial Services Authority (OJK)

UNIT AUDIT INTERNAL
Internal Audit Unit

Mengacu pada Peraturan Otoritas Jasa Keuangan (OJK) No. 56/POJK.04/2015 tentang Pembentukan dan Pedoman Penyusunan Piagam Unit Audit Internal, Unit Audit Internal adalah unit kerja Perseroan yang menjalankan fungsi audit internal. Sedangkan audit internal merupakan kegiatan pemberian keyakinan dan konsultasi yang bersifat independen dan objektif, dengan tujuan meningkatkan nilai dan memperbaiki operasional Perseroan.

Fungsi audit internal dilakukan melalui kegiatan *assurance* dan konsultasi pada setiap kegiatan operasional dan bisnis. Hal itu bertujuan untuk menilai kecukupan efektivitas pengendalian internal, manajemen risiko, dan proses tata kelola perusahaan.

PEDOMAN KERJA

Piagam Internal Audit Chandra Asri Group ditetapkan pada 29 April 2016 oleh Direksi setelah mendapat persetujuan dari Dewan Komisaris. Piagam tersebut dibuat mengacu pada Surat Keputusan Ketua Badan Pengawas Pasar Modal dan Lembaga Keuangan No. Kep-496/BL/2008 tanggal 28 November 2008 serta Peraturan No. IX.I.7 yang secara substansi masih memiliki kesesuaian dengan Keputusan Ketua Dewan Komisioner Otoritas Jasa Keuangan Peraturan

According to Financial Services Authority (OJK) Regulation No. 56/POJK.04/2015 on the Establishment and Development Guidelines of the Internal Audit Unit Charter, the Internal Audit Unit is a work unit within the Company that performs internal audit functions. Meanwhile, internal audits are an independent and objective activity that provides assurance and consultation with the goal of increasing value and improving the Company's operations.

Internal audits are performed through assurance and consulting activities in all operational and business activities. Its objective is to assess the adequacy of the effectiveness of internal control, risk management, and corporate governance procedures.

WORK GUIDELINES

The Chandra Asri Group Internal Audit Charter was established on 29 April 2016, by the Board of Directors with approval from the Board of Commissioners. The charter was prepared in accordance with the Chairman of the Capital Market and Financial Institution Supervisory Agency's Decree No. Kep-496/BL/2008 dated 28 November 2008, and Regulation No. IX.I.7, which substantially still conforms to the Chairman of the Board of Commissioners of the Financial

No. 56/POJK.04/2015 tentang Pembentukan dan Pedoman Penyusunan Piagam Audit Internal.

Piagam Audit Internal memuat tentang:
1. Struktur dan Kedudukan Unit Audit Internal;
2. Persyaratan sebagai Auditor Internal;
3. Ruang Lingkup;
4. Pelaporan;
5. Kewenangan;
6. Tanggung Jawab;
7. Independensi dan Objektivitas;
8. Kode Etik; serta
9. Hubungan dengan Auditor Eksternal.

Services Authority's Regulation No. 56/POJK.04/2015 on the Establishment and Guidelines for the Preparation of an Internal Audit Charter.

The Internal Audit charter includes the following:
1. Internal Audit Unit Structure and Position;
2. Requirements as an Internal Auditor;
3. Scope of Work;
4. Reporting;
5. Authorities;
6. Responsibilities;
7. Independence and Objectivity;
8. Code of Conduct; and
9. Relationship with External Auditors.

KODE ETIK AUDITOR

Berdasarkan Piagam Audit Internal, Unit Audit Internal wajib menjalankan Kode Etik Auditor yang meliputi:

CODE OF CONDUCT OF THE AUDITOR

According to the Internal Audit Charter, the Internal Audit Unit shall adhere to the Auditor's Code of Conduct, which includes:

No.	Kode Etik Code of Conduct	Uraian Description
1	Integritas Integrity	• Melakukan pekerjaan dengan jujur, rajin, dan bertanggung jawab. Performing the work in an honest, diligent, and responsible manner. • Mematuhi hukum/undang-undang dan menyajikan hasil audit sesuai dengan hukum/undang-undang dan standar profesi yang berlaku. Comply with laws/regulations and present audit results in accordance with the prevailing laws/regulations and professional standards. • Tidak boleh terlibat dalam kegiatan ilegal atau terlibat dalam kegiatan yang merendahkan profesi Auditor Internal atau Perseroan. Not engage in any illegal activities or become involved in activities that are discourage to the Internal Auditor profession or the Company. • Senantiasa mengikuti dan mematuhi kode etik Perseroan. Always adhere to and comply with the Company's code of conduct.
2	Objektivitas Objectivity	• Tidak boleh berpartisipasi dalam kegiatan apa pun atau memiliki hubungan apa pun yang dapat mempengaruhi hasil audit menjadi bias. Partisipasi yang dimaksud termasuk aktivitas atau hubungan yang dapat menyebabkan konflik kepentingan dengan Perseroan. Not participate in any activities or have any relationships that may influence or impair the audit results. The participation includes activities or relationships that may lead to conflicts of interest with the Company. • Tidak boleh menerima hadiah dalam bentuk apa pun dan dari siapa pun yang dapat mempengaruhi atau menimbulkan dugaan akan mempengaruhi pertimbangan profesional personil Unit Audit Internal. Not accept any kind of reward from anyone which could impair, or be presumed to impair the professional judgment of the Internal Audit Unit personnel. • Mengungkapkan seluruh fakta penting yang diketahui, yang apabila tidak diungkapkan, akan mengubah kesimpulan audit yang dilaporkan ke manajemen. Disclose all material facts that have been known, which if not disclosed, will change the audit conclusions that are reported to the management.
3	Kerahasiaan Confidentiality	• Selalu berhati-hati dalam menggunakan dan menjaga kerahasiaan informasi yang diperoleh selama penugasan audit, kecuali jika diminta/disyaratkan oleh peraturan perundangan atau keputusan pengadilan. Always being prudent when utilizing and maintaining the confidentiality of information obtained during audit assignments, unless requested/required under the laws or court verdicts. • Tidak boleh menggunakan informasi untuk kepentingan pribadi atau hal-hal yang berlawanan dengan hukum atau tidak sesuai dengan kode etik Perseroan. Not using the information for personal interests or any issue that may violate the law or is not in accordance with the Company's code of conduct.

No.	Kode Etik Code of Conduct	Uraian Description
4	Kompetensi Competence	• Hanya dapat terlibat dalam penugasan di mana personil Unit Audit Internal memiliki pengetahuan, keterampilan, dan pengalaman yang memadai dan sesuai dengan bidang penugasan tersebut. Shall engage in assignments only where Internal Audit Unit personnel possess the relevant knowledge, skills, and adequate experience in the field of the assignment. • Melaksanakan setiap penugasan audit sesuai dengan Standar Internasional untuk Praktik Profesional Audit Internal. Conduct every audit assignment in accordance with the International Standards for the Professional Practice of Internal Auditing. • Terus menerus meningkatkan keahlian, efektivitas, dan kualitas pekerjaan. Continuously develop his/her skills, effectiveness, and quality of work.

TUGAS DAN TANGGUNG JAWAB

Unit Audit Internal memiliki tugas dan tanggung jawab sebagai berikut:

1. Menyusun dan melaksanakan rencana audit yang telah disetujui;
2. Menguji dan mengevaluasi pelaksanaan pengendalian internal dan manajemen risiko sesuai dengan kebijakan Perseroan;
3. Melakukan audit dan penilaian atas efisiensi dan efektivitas di bidang keuangan, akuntansi, operasional, sumber daya manusia, pemasaran, teknologi informasi, serta pemeriksaan khusus, bila diperlukan;
4. Memberikan saran perbaikan dan informasi yang objektif atas semua kegiatan yang diaudit pada semua tingkat manajemen;
5. Membuat laporan hasil audit dan menyampaikannya kepada Presiden Direktur dan Dewan Komisaris melalui Komite Audit;
6. Memantau, menganalisis, dan melaporkan pelaksanaan tindak lanjut perbaikan yang telah disarankan sebagai tindak lanjut proses audit;
7. Bekerja sama dengan Komite Audit;
8. Menyusun program untuk mengevaluasi mutu kegiatan audit internal yang dilakukan.

STRUKTUR DAN KEDUDUKAN AUDIT INTERNAL

Unit Audit Internal dipimpin oleh Kepala Unit Audit Internal yang dalam menjalankan fungsinya, berkoordinasi dengan Komite Audit. Pelaksanaan tugas dan tanggung jawab Unit Audit Internal dilakukan oleh 2 (dua) tim audit sebagai berikut:

1. **Tim Technical & Operation (TNO)**
   Tim yang melaksanakan audit atas aktivitas atau proses bisnis yang terkait langsung dengan proses produksi Perseroan.
2. **Tim Non-Technical & Operation (Non-TNO)**
   Tim yang melakukan audit atas aktivitas atau proses bisnis yang tidak terkait langsung dengan proses produksi Perseroan.

DUTIES AND RESPONSIBILITIES

The Internal Audit Unit's duties and responsibilities are as follows:

1. Developing and implementing the approved audit plan;
2. Evaluate internal controls and risk management implementation according to Company policies;
3. Conduct an audit to evaluate the efficiency and effectiveness of finance, accounting, operations, human resources, marketing, information technology, and special audits as necessary;
4. Provide recommendations for improvement and objective information on all activities that are audited at all management levels;
5. Prepare and submit the audit results report to the President Director, and Board of Commissioners through the Audit Committee;
6. Follow-up on audit recommendations by monitoring, analyzing, and reporting on their implementation;
7. Cooperate with the Audit Committee;
8. Prepare a program to evaluate the quality of the internal audit activities.

STRUCTURE AND POSITION OF INTERNAL AUDIT

The Internal Audit Unit is led by the Chief of the Internal Audit Unit, who, in carrying out its functions, coordinates with the Audit Committee. The implementation of the duties and responsibilities of the Internal Audit Unit is carried out by the following 2 (two) audit teams:

1. **Technical and Operation (TNO) Team**
   A team that performs audits on business activities or processes that are directly related to the Company's production activities.
2. **Non-Technical and Operation (Non-TNO)**
   Team A special team that performs audits on business activities or processes that are not directly related to the Company's production process.

Kedua tim tersebut dipimpin oleh seorang Ketua Tim (Internal Audit Head) dan memiliki anggota yang bertindak sebagai auditor internal. Hasil pertanggungjawaban dari pelaksanaan tugas dilaporkan langsung Ketua Tim kepada Kepala Unit Audit Internal Perseroan.

Both teams are led by a Team Leader (Internal Audit Head) and have members who are internal auditors. Results of the accountability report on duty implementation are reported directly by the Team Leader to the Company's Chef of Internal Audit Unit.

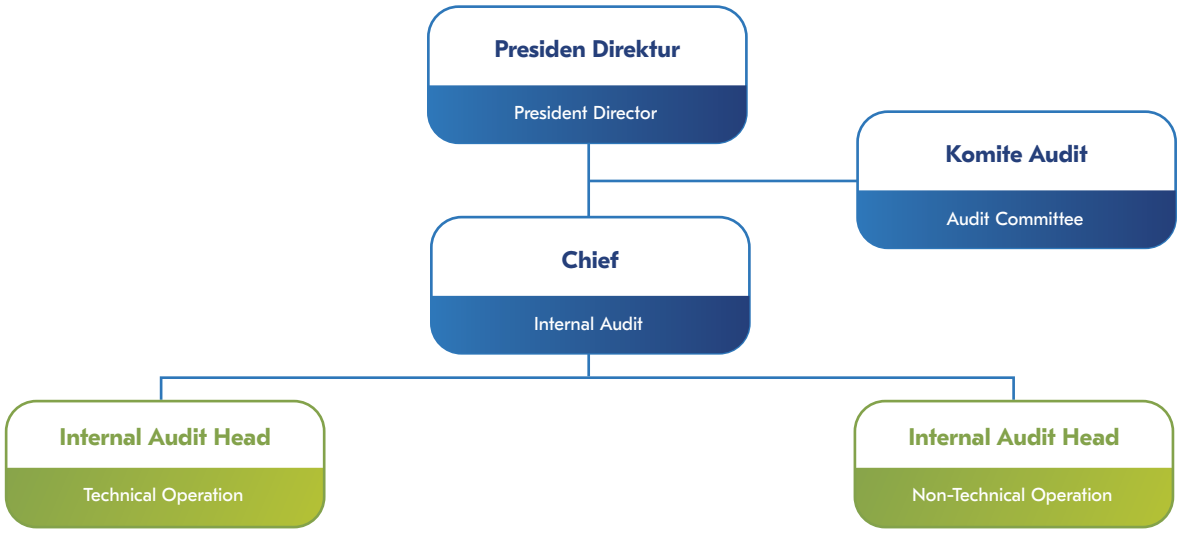

PIHAK YANG MENGANGKAT DAN MEMBERHENTIKAN

Pengangkatan serta pemberhentian Kepala Unit Audit Internal dilakukan oleh Presiden Direktur, setelah meminta persetujuan Dewan Komisaris. Kebijakan ini sesuai dengan struktur Unit Audit Internal yang berada langsung di bawah Presiden Direktur Perseroan.

PARTIES APPOINTING AND DISMISSING

The President Director appoints and dismisses the Chief of the Internal Audit Unit following approval from the Board of Commissioners. This policy is in line with the structure of the Internal Audit Unit, which reports directly to the Company's President Director.

KOMPOSISI UNIT AUDIT INTERNAL

Unit Audit Internal Perseroan sampai dengan akhir tahun 2023 berjumlah 10 (sepuluh) orang dengan rincian:

COMPOSITION OF THE INTERNAL AUDIT UNIT

As of the end of 2023, the Company's Internal Audit Unit consisted of 10 (ten) people, with the following details:

Jabatan/Fungsi Position/Function	**Jumlah (orang)** Number (people)
Chief Internal Audit	1
Internal Audit Head - TNO	1
Internal Audit Head - TNO	1
Senior Auditor	3
Auditor	4
Jumlah **Total**	**10**

PROFIL KEPALA UNIT AUDIT INTERNAL

PROFILE OF THE CHIEF OF THE INTERNAL AUDIT UNIT



Taufiq Muhammad

Kepala Unit Audit Internal
Chief of Internal Audit Unit

Kewarganegaraan Nationality	Indonesia Indonesian
Usia/Tanggal Lahir Age/Date of Birth	52 tahun 52 years old
Domisili Domicile	Jakarta Jakarta

DASAR PENGANGKATAN

Surat Keputusan Direksi No. HR/SKMP-14-076 tentang Pengangkatan Kepala Unit Audit Internal tanggal 4 Agustus 2014

BASIS OF APPOINTMENT

Board of Directors' Decree No. HR/SKMP-14-076 on the appointment of the Chief of the Internal Audit Unit dated 4 August 2014

RIWAYAT PENDIDIKAN/SERTIFIKASI

- Sarjana Ekonomi bidang Akuntansi dari Fakultas Ekonomi Universitas Indonesia (1995)
- Chartered Accountant dari Ikatan Akuntan Indonesia (IAI) (1995)
- Certified Public Accountant dari Ikatan Akuntan Publik Indonesia (IAPI) (2006)

EDUCATIONAL BACKGROUND/CERTIFICATION

- Bachelor of Economics in Accounting from the Faculty of Economics, University of Indonesia (1995)
- Chartered Accountant from the Institute of Indonesia Chartered Accountants (1995)
- Certified Public Accountant from the Indonesian Institute of Certified Public Accountants (IAPI) (2006)

RIWAYAT PEKERJAAN

- Chief Internal Audit PT Aetra Air Jakarta (2010-2014)
- Manager Audit KAP Tanudiredja, Wibisana & Rekan (PricewaterhouseCoopers) (2004-2010)
- Auditor KAP Prasetio, Sarwoko & Sandjaja (Ernst & Young) (1996-2004)

WORK EXPERIENCE

- Chief Internal Audit of PT Aetra Air Jakarta (2010-2014)
- Audit Manager of KAP Tanudiredja, Wibisana & Rekan (PricewaterhouseCoopers) (2004-2010)
- Auditor of KAP Prasetio, Sarwoko & Sandjaja (Ernst & Young) (1996-2004)

RANGKAP JABATAN

Tidak memiliki rangkap jabatan

CONCURRENT POSITIONS

No concurrent positions

HUBUNGAN AFILIASI

- Ikatan Akuntan Indonesia
- Ikatan Akuntan Publik Indonesia
- The Institute of Internal Auditors Indonesia

AFFILIATION RELATIONSHIP

- Institute of Indonesian Chartered Accountants
- Indonesian Institute of certified Public Accountants
- The Institute of Internal Auditors Indonesia

KUALIFIKASI/SERTIFIKASI PROFESI

Untuk memastikan pengendalian internal berjalan secara optimal serta menghasilkan temuan audit yang dapat diandalkan, setiap personel Unit Audit Internal memperoleh pendidikan dan sertifikasi profesi audit. Beberapa pendidikan dan sertifikasi yang diikuti adalah sebagai berikut:

PROFESSIONAL QUALIFICATION/ CERTIFICATION

Every member of the Internal Audit Unit obtains auditing profession education and certification to ensure that internal control runs optimally and produce reliable audit findings. Some of the education and certifications are as follows:

Sertifikat Profesional Professional Certification	Jumlah Personal Number of Personnel	Jabatan Position
Chartered Accountant	1	Chief Internal Audit
Certified Public Accountant	1	Chief Internal Audit
Qualified Internal Auditor	3	Internal Audit Head - TNO, Internal Audit Head - Non TNO, Auditor

Program Kerja dan Pelaksanaan Tugas
Work Program and Duty Implementation

No.	Program Kerja Work Program	Pelaksanaan Implementation
1.	Audit atas Departemen Organization, Talent & People Development Audit of the Organization, Talent, & People Development Department	Januari-Maret 2023 January-March 2023
2.	Audit atas Departemen Olefin & Butadiene Maintenance Audit of the Olefin & Butadiene Maintenance Department	Februari-Mei 2023 February-May 2023
3.	Audit atas Departemen Utility & Off-Site Marine Maintenance Audit on the Utility & Off-Site Marine Maintenance Department	Februari-Mei 2023 February-May 2023
4.	Audit atas Divisi Information & Technology Audit of the Information & Technology Division	April-Juli 2023 April-July 2023
5.	Audit atas Departemen Polypropylene Maintenance Audit of the Polypropylene Maintenance Department	Juni-September 2023 June-September 2023
6.	Audit atas Departemen Polyethylene Maintenance Audit of the Polyethylene Maintenance Department	Juni-September 2023 June-September 2023
7.	Audit atas Departemen Technical Service & Application Development Audit of the Technical Service & Application Development Department	Agustus-Oktober 2023 August-October 2023
8.	Audit atas Departemen Research & Development Audit of the Research & Development Department	Agustus-Oktober 2023 August-October 2023
9.	Audit atas Departemen Styrene Monomer Maintenance Audit of the Styrene Monomer Maintenance Department	Oktober-Desember 2023 October-December 2023
10.	Audit atas Departemen Central Laboratory Audit of the Central Laboratory Department	Oktober-Desember 2023 October-December 2023
11.	Audit atas Proses Pembuatan Invoice ke PT Synthetic Rubber Indonesia Audit on the Invoice-Making Process at PT Synthetic Rubber Indonesia	November-Desember 2023 November-December 2023

RAPAT UNIT AUDIT INTERNAL

Kebijakan
Unit Audit Internal mengadakan rapat koordinasi internal minimal 1 (satu) kali dalam seminggu untuk membahas progres pekerjaan audit yang tengah berjalan. Selain itu, Unit Audit Internal juga mengadakan rapat dengan Komite Audit minimal sekali dalam 4 (empat) bulan untuk mengomunikasikan temuan hasil audit, setelah menjalankan penugasan audit sesuai rencana audit yang telah disetujui sebelumnya oleh Presiden Direktur dan Komite Audit.

Frekuensi Rapat
Sepanjang tahun 2023, Unit Audit Internal melaksanakan rapat sebanyak 5 (lima) kali. Rincian kehadirannya diuraikan dalam tabel di bawah ini:

INTERNAL AUDIT UNIT MEETINGS

Policy
The Internal Audit Unit holds at least 1 (one) internal coordination meeting per week to discuss the status of ongoing audit work. Furthermore, the Internal Audit Unit meets with the Audit Committee at least once every 4 (four) months to communicate audit findings obtained after carrying out audit assignments in accordance with the audit plan approved by the President Director and Audit Committee.

Meeting Frequency
In 2023, the Internal Audit Unit held 5 (five) meetings. The following table summarizes the attendance data:

	Rapat dengan: Meeting with:		
	Direksi Board of Directors	Dewan Komisaris Board of Commissioners	Komite Audit Audit Committee
Jumlah Rapat Number of Meetings	2	-	3

Realisasi Pengembangan Kompetensi
Realization of Competency Development

No.	Nama Peserta Name of Participant	Jenis/Tema Pelatihan Type/Theme of Training	Waktu dan Tempat Penyelenggaraan Time and Location of Implementation	Penyelenggara Organizer
1.	Taufiq Muhammad	Adopting Agile Audit in 2023	Webinar, 7 Februari 2023 Webinar, 7 February 2023	Wolters Kluwer
2.	Setyo Nugroho	Fundamentals of Cybersecurity Auditing	Webinar, 15-16 Maret 2023 Webinar, 15-16 March 2023	IIA Indonesia
3.	Taufiq Muhammad	Preparing for the Future: ESG & Internal Audit in 2023	Webinar, 27 April 2023 Webinar, 27 April 2023	Wolters Kluwer
4.	Taufiq Muhammad	Enhancing Audit Value with Agile's Practices	Webinar, 27 Juni 2023 Webinar, 27 June 2023	Wolters Kluwer
5.	Tito Sinaga	Qualified Internal Auditor Training	Jakarta, 17-28 Juli 2023 Jakarta, 17-28 July 2023	YPAI
6.	Taufiq Muhammad	Transfer Pricing Updates	Webinar, 10 Agustus 2023 Webinar, 10 August 2023	RSM Indonesia
7.	Taufiq Muhammad	ESG: A Practical Overview for Internal Audit	Webinar, 17 Agustus 2023 Webinar, 17 August 2023	Wolters Kluwer
8.	Josica Fiona	Business Communication	Jakarta, 13-14 September 2023 Jakarta, 13-14 September 2023	Dale Carnegie
9.	Taufiq Muhammad	High Performance Audit Team	Webinar, 21 September 2023 Webinar, 21 September 2023	Wolters Kluwer
10.	Elysa Setyo	Effective Leader Development Program	Jakarta, 18-19 Oktober 2023 Jakarta, 18-19 October 2023	BINUS
11.	Fauzi Nugraha	Effective Leader Development Program	Jakarta, 18-19 Oktober 2023 Jakarta, 18-19 October 2023	BINUS
12.	Seluruh anggota tim Internal Audit All members of the Internal Audit team	SAP Refreshment Session	Jakarta, 16 Oktober 2023 Jakarta, 16 October 2023	Internal (Divisi IT CAP)
13.	Seluruh anggota tim Internal Audit All members of the Internal Audit team	Internal Audit Sharing Session	Jakarta, 25 Oktober 2023 Jakarta, 25 October 2023	Internal (Chief Audit Executive ORYX GTL)
14.	Seluruh anggota tim Internal Audit All members of the Internal Audit team	Audit Data Sampling	Jakarta, 26 Oktober 2023 Jakarta, 26 October 2023	Sekolah Tinggi Ilmu Statistik

AKUNTAN PUBLIK
Public Accountant

KEBIJAKAN

Dalam menentukan auditor eksternal, Dewan Komisaris dengan mempertimbangkan masukan dari Komite Audit, mengajukan kandidat untuk dibahas diputuskan oleh Rapat Umum Pemegang Saham. Mengingat prosesnya yang berjenjang, Perseroan menjamin bahwa akuntan publik yang ditunjuk dapat memberikan keyakinan atas keakuratan dan kelengkapan Laporan Keuangan Perseroan sesuai Standar Akuntansi Keuangan (PSAK). Akuntan Publik harus merupakan pihak eksternal yang independen dan telah memenuhi persyaratan untuk melaksanakan audit.

POLICY

When selecting an external auditor, the Board of Commissioners considers input from the Audit Committee and proposes candidates for discussion and decision by the General Meeting of Shareholders. Given the tiered process, the Company guarantees that the appointed public accountant can provide assurance about the accuracy and completeness of the Company's Financial Statements in accordance with Financial Accounting Standards (PSAK). Public accountants must be independent third parties who have met the requirements for conducting audits.

Akuntan Publik *5* Tahun Terakhir
Public Accountant in the Last *5* Years

Tahun Year	Kantor Akuntan Publik Public Accounting Firm	Nama Akuntan Name of Accountant	No. Lisensi License Number	Periode Penugasan Assignment Period	Jasa Lainnya Other Services
2023	Kantor Akuntan Publik Imelda & Rekan Imelda & Rekan Public Accounting Firm	Anna Karina Wijaya	No. AP1766	3 tahun 3 years	Tidak ada None
2022	Kantor Akuntan Publik Imelda & Rekan Imelda & Rekan Public Accounting Firm	Anna Karina Wijaya	No. AP1766	3 tahun 3 years	Tidak ada None
2021	Kantor Akuntan Publik Imelda & Rekan Imelda & Rekan Public Accounting Firm	Alvin Ismanto	No. AP0556	5 tahun 5 years	Tidak ada None
2020	Kantor Akuntan Publik Imelda & Rekan Imelda & Rekan Public Accounting Firm	Alvin Ismanto	No. AP0556	5 tahun 5 years	Tidak ada None
2019	Kantor Akuntan Publik Imelda & Rekan Imelda & Rekan Public Accounting Firm	Alvin Ismanto	No. AP0556	5 tahun 5 years	Tidak ada None

BIAYA AUDIT TAHUN BUKU

Total biaya audit yang dikeluarkan oleh Perseroan untuk jasa audit yang dilakukan oleh Kantor Akuntan Publik (KAP) Imelda & Rekan sebesar Rp3.078.000.000.

AUDIT FEE FOR FISCAL YEAR

The total audit fees incurred by the Company with the Public Accounting Firm (KAP) Imelda & Rekan for audit services rendered was Rp3,078,000,000.

SISTEM PENGENDALIAN INTERNAL
Internal Control System

Pelaksanaan Sistem Pengendalian Internal (SPI) di lingkungan Chandra Asri Group bertujuan agar dapat mengamankan investasi dan aset Perseroan serta menjaga pencapaian kinerja yang baik secara efektif. Pengendalian internal juga dibangun untuk meningkatkan fungsi pengendalian yang terintegrasi (*integrated control system*) di antara seluruh elemen dan entitas Perseroan.

Upaya tersebut diperlukan guna memastikan bahwa kegiatan operasional sudah dijalankan dengan baik. Selain itu, SPI dapat meningkatkan nilai tambah melalui efektivitas pelaksanaan manajemen risiko dan prinsip-prinsip GCG.

The Chandra Asri Group's Internal Control System (SPI) implementation aims to effectively secure the Company's investments and assets while also maintaining good performance. Internal controls were also established to improve the Company's integrated control system across all of its elements and entities.

These efforts are required to ensure that operational activities are run properly. In addition, the Internal Control System can add value by effectively implementing risk management and GCG principles.

IMPLEMENTASI PENGENDALIAN INTERNAL

Penerapan sistem pengendalian internal merujuk pada standar yang diberlakukan secara internasional, yaitu yang berbasis *Committee of Sponsoring Organizations of the Treadway Commission* (COSO). Sistem pengendalian tersebut dalam bentuk pengendalian lingkungan, risiko, keuangan, operasional, serta kepatuhan terhadap peraturan perundang-undangan yang berlaku.

Uraian keterkaitan dengan COSO mencakup:

IMPLEMENTATION OF INTERNAL CONTROL

The implementation of the internal control system is based on internationally accepted standards, specifically those established by the Committee of Sponsoring Organizations of the Treadway Commission (COSO). The control system consists of environmental, risk, financial, and operational control, as well as compliance with applicable regulations.

The description of the relationship with COSO includes the following:

Rincian Pengendalian Internal
Details of Internal Control

Tema Theme	Uraian Description	
Lingkungan Pengendalian Control Environment	Pengendalian internal didasari nilai-nilai dalam Kode Etik yang dijalankan oleh seluruh karyawan, termasuk pejabat dan pengurus Perseroan, tanpa terkecuali, yang didukung dengan penjabaran fungsi dan tugas yang jelas bagi masing-masing karyawan Perseroan. Implementasi Kode Etik sebagai budaya perusahaan ini ditujukan untuk membangun pola kepemimpinan dan memperkuat sinergi organisasi, serta meningkatkan *sustainability competitive growth* berdasarkan nilai-nilai yang telah dirumuskan.	Internal control is based on the values outlined in the Code of Conduct, is consistently implemented by all employees, including the Company's officers and executives, without exception, and is supported by a clear description of each employee's functions and duties. The implementation of the Code of Conduct as a corporate culture is intended to build the leadership cycle, strengthen organizational synergy, and increase sustainability competitive growth based on the values established.
	Perseroan menetapkan, mengawasi, serta menetapkan struktur, jalur pelaporan, wewenang dan tanggung jawab yang sesuai bagi setiap organ tata kelola guna mencapai tujuan yang telah ditetapkan.	The Company specifies, supervises, and establishes appropriate structures, reporting mechanisms, authority, and responsibilities for each governance organ in order to achieve the set goals.
	Perseroan memastikan terselenggaranya koordinasi dan kerja sama yang efektif dengan pihak internal maupun pihak eksternal.	The Company ensures effective coordination and cooperation with both internal and external stakeholders.

Tema Theme	Uraian Description	
Penilaian Risiko Risk Assessment	Perseroan mengidentifikasi, menganalisis, dan mengelola risiko yang muncul, baik dari internal maupun eksternal, dengan mekanisme yang telah ditentukan. Pengelolaan risiko ini juga mempertimbangkan risiko yang dihadapi Entitas Anak sebagai unit bisnis yang terintegrasi dan terkonsolidasi dengan Perseroan.	The Company has a predetermined mechanism in place to identify, analyze, and manage emerging risks, both internal and external. This risk management considers the risks that subsidiaries deal with as integrated and consolidated business units with the Company.
	Dalam mengelola risiko, Perseroan menerapkan kebijakan *anti-fraud* untuk menghindari setiap potensi benturan kepentingan yang dapat berdampak negatif bagi Perseroan.	In managing the risk, the Company has implemented an anti-fraud policy to avoid any potential conflicts of interest that could be harmful to the Company.
	Perseroan telah menetapkan sistem pengendalian internal yang sesuai dengan kegiatan usaha yang dijalankan, yang dikembangkan sesuai dengan peraturan dan *best practices* yang berlaku di industri yang sejenis.	The Company has established an internal control system in accordance with the implemented business activities, which are developed according to the prevailing regulations and best practices in similar industries.
	Pengendalian dilaksanakan secara bersama-sama oleh Dewan Komisaris, Direksi, Komite Audit, dan Unit Audit Internal, dengan melibatkan jajaran manajemen lainnya agar sistem pengendalian internal dapat berjalan secara komprehensif. Dewan Komisaris bertanggung jawab melaksanakan fungsi pengawasan terhadap kebijakan dan jalannya pengurusan Perseroan, dengan dibantu oleh Komite Audit. Direksi bertanggung jawab untuk membangun dan melaksanakan sistem pengendalian internal. Sedangkan, Unit Audit Internal berperan untuk mengevaluasi secara independen dan objektif terhadap sistem pengendalian internal yang diterapkan oleh manajemen.	The control is implemented collaboratively by the Board of Commissioners, Board of Directors, Audit Committee, and Internal Audit Unit, with involvement from other management levels to ensure that the internal control system operates comprehensively. The Board of Commissioners is responsible in overseeing the implementation of the Company's policies and management, with support from the Audit Committee. The Board of Directors is responsible for developing and implementing the internal control system. Meanwhile, the Internal Audit Unit is responsible for conducting an independent and objective evaluation of management's internal control system.
	Salah satu aspek pengendalian internal tersebut termasuk pengendalian atas sistem informasi dan teknologi yang memadai untuk mencapai tujuan jangka pendek maupun jangka panjang Perseroan.	One aspect of internal control is to maintain an adequate information and technology system in order to achieve the Company's short and long-term goals.
	Pengendalian internal ini sejalan dan berkontribusi dalam mitigasi risiko yang dijalankan Perseroan.	This internal control is in line with and contributes to the Company's risk mitigation strategies.
Aktivitas Pengendalian Control Activity	Perseroan telah menetapkan sistem pengendalian internal yang sesuai dengan kegiatan usaha yang dijalankan yang dikembangkan sesuai dengan peraturan dan *best practices* yang berlaku di industri yang sejenis.	The Company has established an internal control system in accordance with the implemented business activities, which are developed according to the prevailing regulations and best practices in similar industries.
	Pengendalian dilaksanakan secara bersama-sama oleh Dewan Komisaris, Direksi, Komite Audit, dan Unit Audit Internal, dengan melibatkan jajaran manajemen lainnya agar sistem pengendalian internal dapat berjalan secara komprehensif. Dewan Komisaris bertanggung jawab melaksanakan fungsi pengawasan terhadap kebijakan dan jalannya pengurusan Perseroan dengan dibantu oleh Komite Audit. Direksi bertanggung jawab untuk membangun dan melaksanakan sistem pengendalian internal. Sementara itu, Unit Audit Internal berperan untuk mengevaluasi secara independen dan objektif terhadap sistem pengendalian internal yang diterapkan oleh manajemen.	The control is implemented collaboratively by the Board of Commissioners, Board of Directors, Audit Committee, and Internal Audit Unit, with involvement from other management levels to ensure that the internal control system operates comprehensively. The Board of Commissioners oversees the implementation of the Company's policies and management, with support from the Audit Committee. The Board of Directors is responsible for developing and implementing the internal control system. Meanwhile, the Internal Audit Unit is responsible for conducting an independent and objective evaluation of management's internal control system.
	Salah satu aspek pengendalian internal tersebut termasuk pengendalian atas sistem informasi dan teknologi yang memadai untuk mencapai tujuan jangka pendek maupun jangka panjang Perseroan.	One of internal control aspects includes control over adequate information and technology system to achieve the Company's short and long-term goals.
	Pengendalian internal ini sejalan dan berkontribusi dalam mitigasi risiko yang dijalankan Perseroan.	This internal control is in line and contributes to risk mitigation that is implemented by the Company.

Tema Theme	Uraian Description	
Informasi dan Komunikasi Information and Communication	Perseroan memiliki kebijakan terkait TI yang memberikan kerangka acuan bagi setiap proses maupun unit yang terkait dengan penyelenggaraan TI.	The Company has an IT-related policy that provides a framework for every process or unit related to IT implementation.
	Setiap kebijakan terkait TI diterapkan secara tepat dan konsisten sehingga Perseroan memperoleh informasi yang relevan dan berkualitas untuk mendukung berjalannya komponen lain dalam pengendalian internal dan mendukung pengambilan keputusan yang tepat.	Every IT-related policy is implemented appropriately and consistently to enable the Company to acquire relevant and high-quality information to support the implementation of other components of internal control and to support appropriate decision-making.
	Perseroan juga melakukan komunikasi dengan auditor eksternal mengenai hal-hal yang mempengaruhi fungsi komponen pengendalian internal lainnya.	The Company also engages in communication with external auditors concerning several issues that affect the functions of other internal control components.
	Pengendalian internal juga telah memfasilitasi penyajian laporan mengenai kegiatan operasional dan keuangan sesuai dengan peraturan dan ketentuan yang berlaku. Laporan Keuangan, Laporan Tahunan, serta laporan dan informasi lain yang disajikan Perseroan kepada Pemegang Saham, regulator, dan pemangku kepentingan lainnya dapat dipertanggungjawabkan kebenarannya dan dapat diandalkan.	The internal controls have also facilitated the presentation of the operational and financial activity reports in accordance with the prevailing rules and regulations. The financial statements and annual reports, as well as other reports and information presented by the Company to the Shareholders, regulators, and other stakeholders are accountable and reliable.
Pemantauan Monitoring	Implementasi pengendalian internal dievaluasi secara rutin dan menyeluruh untuk memastikan komponen-komponen pengendalian internal Perseroan telah memadai dan telah berfungsi dengan baik.	The implementation of internal control is evaluated regularly and thoroughly to ensure the internal control components have been adequate and have functioned properly.
	Unit Audit Internal dapat memberikan rekomendasi kepada manajemen untuk meningkatkan keandalannya dan/atau efektivitas pelaksanaannya. Evaluasi juga dapat dilakukan oleh Komite Audit dengan mempertimbangkan laporan kegiatan Unit Audit Internal dan pemantauan atas proses audit laporan keuangan oleh auditor eksternal.	The Internal Audit Unit is eligible to provide recommendations to the management to improve the reliability and/or effectiveness of the implementation. The evaluation can also be carried out by the Audit Committee, taking into account the Internal Audit Unit activity report and monitoring the financial statements audit conducted by external auditors.
	Untuk menjamin independensi dan keakuratannya, kajian atas implementasi pengendalian internal Perseroan dapat dilakukan oleh eksternal audit. Hasil evaluasi eksternal audit disampaikan melalui *Management Letter* kepada Direksi.	To ensure independence and accuracy, a review of the Company's internal control implementation can be carried out by an external audit. The management letter presents the results of the external audit evaluation to the Board of Directors.
	Seluruh hasil evaluasi dikomunikasikan dengan Dewan Komisaris dan Direksi, serta pihak-pihak lain yang terkait agar dapat diambil tindakan korektif.	All of the evaluation results shall be communicated with the Board of Commissioners and Board of Directors, as well as other relevant parties, to take corrective action.

TINJAUAN ATAS EFEKTIVITAS SISTEM PENGENDALIAN INTERNAL

Chandra Asri Group mengevaluasi sistem pengendalian internal secara berkala setiap tahun. Hal itu dilakukan oleh Unit Audit Internal dan Kantor Akuntan Publik (KAP). Hasil evaluasinya selalu dikomunikasikan ke pihak manajemen.

Unit Audit Internal bertugas mengomunikasikan hasil audit atas pengendalian internal, baik pada suatu unit-unit atau aktivitas tertentu, dalam laporan hasil audit yang disampaikan kepada Presiden Direktur, Direktur terkait, dan Komite

EVALUATION ON THE EFFECTIVENESS OF THE INTERNAL CONTROL SYSTEM

Chandra Asri Group conducts annual evaluations of its internal control system. This procedure was carried out by the Internal Audit Unit and the Public Accounting Firm (KAP). The evaluation results are always communicated to management.

The Internal Audit Unit is responsible for communicating the audit results on internal controls, both in specific units and activities, in the audit report submitted to the President Director, related Directors, and the Audit Committee.

Audit. Sedangkan KAP mengomunikasikan hasil evaluasi pengendalian internal Perseroan melalui penyampaian *management letter* kepada Direksi.

Pemantauan pengendalian internal dilakukan sepanjang waktu melalui tindak lanjut atas hasil audit internal dan eksternal. Komite Audit secara khusus memonitor tindak lanjut atas hasil audit yang berdampak strategis terhadap efektivitas sistem pengendalian internal Perseroan.

Berdasarkan hasil audit internal yang sudah dilakukan selama tahun 2023, Unit Audit Internal menilai bahwa sistem pengendalian internal yang ada sudah memadai dan cukup efektif. Namun demikian masih diperlukan sejumlah perbaikan untuk meningkatkan efektivitas dari sistem pengendalian internal tersebut, yaitu dengan menindaklanjuti masukan baik dari hasil audit internal maupun eksternal yang telah disampaikan sebelumnya.

Meanwhile, the KAP communicates the results of the internal control evaluation to the Board of Directors by submitting a management letter.

The monitoring of internal control is continuously carried out through follow-up on the results of internal and external audits. The Audit Committee specifically monitors follow-up on audit results with strategic impacts on the effectiveness of the Company's internal control system.

Based on the results of internal audits conducted in 2023, the Internal Audit Unit believes that the current internal control system is adequate and quite effective. However, a number of improvements are still required to improve the effectiveness of the internal control system, specifically by following up on previously submitted inputs from both internal and external audit results.

PERNYATAAN DIREKSI DAN/ATAU DEWAN KOMISARIS ATAS KECUKUPAN SISTEM PENGENDALIAN INTERNAL

Direksi meyakini bahwa sistem pengendalian internal yang ada saat ini sudah memadai dan cukup efektif. Direksi juga percaya bahwa proses perbaikan yang berkesinambungan atas sistem pengendalian internal tetap diperlukan untuk mengantisipasi perubahan kondisi usaha Perseroan di masa yang akan datang.

STATEMENT OF THE BOARD OF DIRECTORS AND/OR BOARD OF COMMISSIONERS ON THE ADEQUACY OF THE INTERNAL CONTROL SYSTEM

The Board of Directors believes that the existing internal control system is adequate and quite effective. The Board of Directors also believes that a continuous improvement process for the internal control system is still needed to anticipate changes in the Company's business conditions in the future.

SISTEM MANAJEMEN RISIKO
Risk Management System

GAMBARAN UMUM TENTANG SISTEM MANAJEMEN RISIKO

Chandra Asri Group menyadari pentingnya pengelolaan risiko di lingkungan Perseroan. Beragam potensi risiko yang muncul, jika tidak dikelola dengan tepat, dapat mengganggu kelancaran kinerja usaha Perseroan, baik dari sisi operasional, produksi, maupun keuangan. Karena itu, Perseroan sejak dini telah mengembangkan Sistem Manajemen Risiko yang terintegrasi di tingkat korporasi dengan melibatkan masing-masing satuan kerja.

OVERVIEW OF THE RISK MANAGEMENT SYSTEM

Chandra Asri Group realizes the importance of risk management within the Company. Various potential risks that arise, if not managed properly, can disrupt the smooth performance of the Company's business, including operations, production, and finance. As a result, the Company has developed an integrated Risk Management System at the corporate level from the beginning that involves each work unit.

Pengembangan sistem manajemen risiko sangat penting bagi kelangsungan usaha Perseroan. Karena itu, pemutakhirannya tidak dapat dipisahkan dari strategi jangka panjang Perseroan. Hal ini bertujuan untuk mengidentifikasi semua risiko dan mengelola risiko sesuai dengan kebijakan dan *risk appetite* Perseroan.

Dalam menjalankan kegiatan operasional, berbagai risiko dimitigasi secara seksama untuk menghindari potensi kerugian. Perseroan juga melibatkan karyawan dalam penerapan manajemen risiko dan menyediakan kesempatan bagi karyawan untuk memberi masukan penting terkait pengambilan keputusan. Hal ini membuat manajemen beserta seluruh karyawan terlibat dalam mengimplementasikan manajemen risiko.

JENIS RISIKO DAN UPAYA MITIGASI

Chandra Asri Group memetakan risiko dengan melihat faktor-faktor internal dan eksternal yang mempertimbangkan dampak dan kemungkinan terjadinya risiko dengan kerangka kinerja yang melihat risiko tersebut dan mempertimbangkan dampak holistik pada ketahanan bisnis, menuju perencanaan skenario dan pengambilan keputusan yang mendukung.

Pada tahun 2023, Perseroan telah mengidentifikasi sejumlah risiko yang berpotensi mempengaruhi kinerja usaha dan bahkan kelangsungan bisnis Perseroan. Risiko tersebut mencakup risiko usaha, operasional, dan keuangan. Garis besar faktor-faktor risiko dan mitigasi utama disampaikan dalam tabel berikut ini.

The development of a risk management system is critical to the Company's business continuity. Therefore, its improvement cannot be separated from the Company's long-term strategy. The objective is to identify all risks and manage them in accordance with the Company's policies and risk appetite.

In carrying out operations, various risks are carefully mitigated to avoid potential losses. The Company also involves employees in the implementation of risk management and provides opportunities for employees to provide important inputs relating to decision-making. This makes management and all employees involved in the implementation of risk management.

TYPES OF RISK AND MITIGATION EFFORTS

Chandra Asri Group maps risk by analyzing internal and external factors that consider the impact and possibility of risk occurrence, as well as a performance framework that examines these risks and considers their overall impact on business resilience towards scenario planning and decision-making that supports it.

In 2023, the Company identified a number of risks that could have an impact on business performance and even business continuity. These risks encompass business, operational, and financial concerns. The following table summarizes the main risks and mitigation factors.



Profil Risiko dan Mitigasi
Risk Profile and Mitigation

No.	Jenis Risiko Type of Risk	Upaya Mitigasi Mitigation Efforts
1.	**Siklus Industri Petrokimia yang Dinamis** Siklus industri petrokimia dan volatilitas harga produk dapat mempengaruhi profitabilitas Perseroan secara material dan negatif. Tingkat dan marjin utilisasi kapasitas dalam industri petrokimia secara historis telah mengalami tingkat fluktuasi musiman yang tinggi. Harga produk-produk petrokimia sensitif terhadap perubahan pada penawaran dan permintaan, baik secara regional maupun internasional. Permintaan akan produk-produk petrokimia secara umum berkorelasi positif dengan tingkat aktivitas ekonomi dan pertumbuhan PDB serta sangat bergantung pada permintaan dan kinerja negara-negara di kawasan Asia Pasifik, khususnya di Tiongkok, dimana kondisi ekonomi negara-negara tersebut cenderung melemah sehingga cenderung mengurangi permintaan. Di sisi lain, pasokan dipengaruhi oleh penambahan kapasitas yang signifikan. Jika penambahan tersebut tidak sesuai dengan pertumbuhan permintaan yang sesuai, maka tingkat dan marjin operasi industri rata-rata akan mengalami tekanan. Pasokan merupakan komponen yang sangat penting bagi harga produk petrokimia Perseroan, yang pada akhirnya akan mempengaruhi marjin kotor Perseroan. Secara historis, siklus industri petrokimia telah beberapa kali mengalami periode defisit pasokan sehingga menyebabkan tingkat dan marjin operasi yang tinggi. Hal ini kemudian diikuti oleh periode surplus pasokan, terutama karena penambahan kapasitas yang signifikan, yang menyebabkan berkurangnya tingkat dan marjin operasi. Waktu, tingkatan, atau durasi siklus turun (*downcycle*) industri petrokimia yang tidak sepenuhnya dapat diprediksi secara akurat oleh Perseroan atau industri secara keseluruhan dapat memberikan dampak material dan merugikan terhadap profitabilitas Perseroan. **Dynamic Petrochemical Industry Cycle** The petrochemical industry cycle and product price volatility can materially and negatively affect the Company's profitability. Capacity utilization rates and margins in the petrochemical industry have historically experienced high seasonal fluctuation. Prices of petrochemical products are sensitive to changes in supply and demand, both regionally and internationally. The demand for petrochemical products is generally positively correlated with the level of economic activity and GDP growth and is highly dependent on the demand and performance of countries in the Asia Pacific region, especially in China, where the economic conditions of these countries tend to weaken so that it tends to reduce demand. On the other hand, supply is affected by significant capacity additions. If these additions are not matched by appropriate demand growth, the average industrial operating level and margin will be under pressure. Supply is a very important component for the price of the Company's petrochemical products, which in turn will affect the Company's gross margin. Historically, the petrochemical industry cycle has experienced several periods of supply deficits resulting in high operating rates and margins. This was followed by a period of supply surplus, mainly due to significant capacity additions, which resulted in reduced operating levels and margins. The timing, level or duration of the petrochemical industry downcycle which cannot be not fully and accurately predicted by the Company or the overall industry could have a material and adverse impact on the Company's profitability.	a. Mengintegrasikan turunan produk dan mendiversifikasikan produk yang ditawarkan, termasuk produk dengan nilai tambah tinggi; b. Melakukan diversifikasi portofolio investasi yang dapat menstabilkan kinerja Perusahaan; c. Mempertahankan tingkat produksi yang optimal sebagai respon terhadap keadaan pasar dan kondisi perekonomian melalui penerapan metode produksi yang aman dan efisien; d. Secara berkesinambungan menerapkan program efisiensi untuk meningkatkan produksi, pengurangan pemakaian energi, dan pengurangan biaya operasi per unit; e. Meningkatkan pangsa pasar domestik dan ekspor melalui pengembangan pelanggan baru; f. Meningkatkan penjualan domestik dan ekspor dengan sistem kontrak; g. Menurunkan biaya bahan baku utama dengan mencari sumber alternatif bahan baku, jika memungkinkan, dan mengusahakan memperbanyak sumber pemasok bahan baku. a. Integrating product derivatives and diversifying the products offered, including products with high added value; b. Diversifying the investment portfolio which can stabilize the Company's performance; c. Maintaining optimal production levels in response to market and economic conditions through the application of safe and efficient production methods; d. Continuously implementing efficiency programs to increase production, reduce energy use, and reduce operating costs per unit; e. Increasing domestic and export market share through new customers development; f. Increasing domestic and export sales with contract system; g. Reducing the cost of main raw materials by seeking alternative sources, if possible, and seeking to increase number of raw material suppliers.

No.	Jenis Risiko Type of Risk	Upaya Mitigasi Mitigation Efforts
2.	**Kompetisi yang Semakin Meningkat** Perseroan menjual produk di pasar yang sangat kompetitif. Karena sifat komoditas produk-produk utama Perseroan, persaingan di pasar-pasar ini sebagian besar didasari oleh harga, keamanan dan keandalan pasokan, kedekatan, dan layanan pelanggan. Kehilangan daya kompetitif dan pangsa pasar di Indonesia atau peningkatan kompetisi global yang berdampak pada pertumbuhan, profitabilitas, dan hasil usaha di masa yang akan datang. Pasar Indonesia untuk Ethylene, Propylene, Polyethylene, Polypropylene, Styrene Monomer dan Butadiene sangat kompetitif. Tidak terdapat jaminan bahwa pesaing tambahan atau pesaing yang ada saat ini tidak akan memulai atau memperluas produksi produk-produk yang dihasilkan oleh Perseroan atau menggantikan produk-produk tersebut atau mengintensifkan persaingan harga, khususnya oleh para produsen yang memiliki akses ke bahan baku yang lebih murah, atau mengenalkan teknologi yang lebih maju atau pabrik produksi yang lebih terpadu, sehingga dapat meningkatkan persaingan dan dapat memberikan dampak negatif dan material terhadap hasil operasional Perseroan. Perseroan juga memiliki pesaing utama dengan produsen petrokimia lainnya di kawasan Timur Tengah dan sepanjang Asia Tenggara. Para produsen petrokimia ini, yang banyak di antaranya lebih besar dari Perseroan dan mungkin memiliki sumber pendanaan yang lebih besar daripada Perseroan, mendapat keuntungan dari skala ekonomi dan efisiensi operasi yang lebih besar. Perseroan yakin bahwa Naphtha Cracker Perseroan tergolong kompetitif dibandingkan dengan Naphtha Cracker lainnya. Namun demikian, *ethane cracker* di Timur Tengah dan *shale gas* Amerika Serikat biasanya menghasilkan Ethylene dengan biaya terendah, terutama karena ketersediaan bahan baku dengan biaya rendah. Kenaikan pasokan produk berbiaya rendah ke pasar Indonesia dari pesaing Perseroan di Timur Tengah atau Amerika Serikat dapat menyebabkan tekanan pada harga produk di pasar global untuk produk-produk Perseroan secara umum dan penurunan marjin bagi Perseroan. **Increased Competition** The Company sells products in a very competitive market. Due to the commodity nature of the Company's main products, competition in these markets is largely based on price, security and reliability of supply, proximity, and customer service. Loss of competitive power and market share in Indonesia or increased global competition impact future growth, profitability, and results of operations. The Indonesian market for Ethylene, Propylene, Polyethylene, Polypropylene, Styrene Monomer and Butadiene is very competitive. There is no guarantee that additional competitors or existing competitors will not start or expand production of products produced by the Company or replace these products or intensify price competition, especially by producers who have access to cheaper raw materials, or introduce more advanced technology or more integrated production plants, which could increase competition and could have a material and negative impact on the Company's operating results. The Company also has major competitors with other petrochemical producers in the Middle East region and throughout Southeast Asia. These petrochemical producers, many of which are larger than the Company and may have larger sources of funding than the Company, benefit from greater economies of scale and operating efficiencies. The Company believes that the Company's Naphtha Cracker is classified as competitive compared to other naphtha crackers. However, ethane crackers in the Middle East and shale gas in the United States typically produce Ethylene at the lowest cost, mainly due to the availability of the low cost feedstock. An increase in the supply of low-cost products to the Indonesian market from the Company's competitors in the Middle East or the United States could lead to pressure on product prices in the global market for Company's products in general and decrease margins for the Company.	a. Mempertahankan hubungan yang kuat antara Perseroan dengan basis pelanggan yang luas dan setia; b. Meningkatkan kualitas pelayanan *technical service assistance* kepada pelanggan guna memelihara tingkat kepuasan pelanggan yang baik; c. Memanfaatkan keunggulan Perseroan dalam menjual, serta mengirimkan produk Olefins Perseroan kepada sebagian pelanggan melalui jalur pipa yang tersambung langsung dengan pelanggan utama Olefins; d. Fokus terhadap peningkatan efisiensi operasional dan pengendalian biaya konversi; e. Mengoptimalkan implementasi *Enterprise Resources Planning* (ERP). a. Maintaining a strong relationship between the Company and a broad and loyal customer base; b. Improving the quality of technical service assistance to customers in order to maintain a good level of customer satisfaction; c. Utilizing the Company's advantages in selling and delivering the Company's Olefins products to several customers through pipelines that are directly connected to the main Olefins customers; d. Focusing on increasing operational efficiency and controlling conversion costs; e. Optimizing the implementation of Enterprise Resources Planning (ERP).

No.	Jenis Risiko Type of Risk	Upaya Mitigasi Mitigation Efforts
3.	**Fluktuasi Biaya Bahan Baku** Fluktuasi ini mengakibatkan peningkatan biaya operasional dan berakibat sebagian terhadap kinerja operasional, arus kas, dan marjin. Bahan baku yang digunakan untuk memproduksi produk-produk Perseroan merupakan komoditas yang bergantung pada dorongan pasar internasional dan sebagian. Hasil operasional dan marjin Perseroan di masa lampau telah dipengaruhi oleh fluktuasi biaya bahan baku. Fluktuasi biaya bahan baku ini diperkirakan masih akan terus mempengaruhi operasi dan marjin Perseroan. Biaya Naphtha, yang merupakan bahan baku utama yang digunakan untuk menghasilkan produk-produk Perseroan dan sebagian besar dibeli dari pihak ketiga yang sebagian besar mewakili biaya pendapatan Perseroan. Selain itu, Perseroan juga mengeluarkan biaya bahan baku lainnya, yaitu untuk Propylene yang digunakan dalam memproduksi Polypropylene dan Benzene yang digunakan dalam memproduksi Styrene Monomer. Harga Naphtha umumnya mengikuti tren harga minyak mentah dan bervariasi, tergantung pada kondisi pasar minyak mentah yang belakangan ini sangat bergejolak. Kenaikan harga Naphtha tidak selalu sejalan dengan perubahan harga untuk produk-produk Perseroan. Akibatnya, kenaikan harga Naphtha dapat memberi dampak material dan merugikan terhadap marjin dan arus kas Perseroan, sejauh Perseroan tidak dapat meneruskan kenaikan tersebut ke harga jual produk. Fluktuasi biaya Naphtha yang signifikan juga dapat menekan marjin Perseroan karena kenaikan harga penjualan tidak sebesar kenaikan harga Naphtha. **Raw Material Cost Fluctuations** These fluctuations resulted in increased operating costs and had a partial impact on operating performance, cash flow, and margins. The raw materials used to produce the Company's products are commodities that depend on international market forces. The Company's operating results and margins have in the past been affected by fluctuations in raw material costs. It is estimated that fluctuations in raw material costs will continue to affect the Company's operations and margins. The cost of Naphtha, which is the main raw material used to produce the Company's products, is mostly purchased from third parties and most of which represent the Company's cost of revenue. In addition, the Company also incurs other raw material costs, namely for Propylene which is used in producing Polypropylene and Benzene which is used in producing Styrene Monomer. Naphtha price in general follows the trend of crude oil prices and vary, depending on the crude oil market conditions which have been very volatile lately. Increases in Naphtha price are not always in line with price changes for the Company's products. As a result, an increase in Naphtha prices could have a material and adverse effect on the Company's margins and cash flow, to the extent that the Company is unable to carry the increase into product selling prices. Significant fluctuations in Naphtha costs can also reduce the Company's margins because the increase in selling price is not as big as the increase in Naphtha price.	a. Menjaga fleksibilitas dengan pengadaan LPG dan kondensat, ketika secara ekonomis dapat menjadi bahan baku alternatif untuk mengurangi biaya bahan baku; b. Melanjutkan mencari pasokan bahan baku (hulu) yang terintegrasi; c. Bekerja sama dengan penyedia bahan baku dengan harga dan skema kompetitif; d. Memanfaatkan sinergi dengan mitra strategis, SCG Chemicals & Thaioil, untuk pengadaan bahan baku. a. Maintaining flexibility through the procurement of LPG and condensate, when economically it can be an alternative raw material to reduce raw material costs; b. Continuing to seek integrated (upstream) raw material supply; c. Cooperate with raw material providers with competitive prices and schemes; d. Utilizing synergies with strategic partners, SCG Chemicals & Thaioil, for the procurement of raw materials.
4.	**Nilai Tukar Mata Uang Asing dan Tingkat Suku Bunga** Pendapatan, biaya, dan utang Perseroan sebagian besar didenominasi dalam dolar Amerika Serikat karena Perseroan memiliki sistem pelaporan dalam mata uang asing, yakni dalam dolar Amerika Serikat. Namun demikian, Perseroan beroperasi di Indonesia sehingga fluktuasi dari rupiah terhadap dolar Amerika Serikat akan mempengaruhi kinerja keuangan Perseroan, terutama terhadap pajak, beban gaji, dan pembelian produk dan servis lokal. Untuk itu, Perseroan senantiasa menjaga nilai saldo rupiah dengan tujuan untuk memberikan perlindungan nilai ekonomi terhadap pengeluaran yang didenominasi dalam rupiah. **Foreign Currency Exchange Rates and Interest Rates** Most of the Company's revenues, expenses, and debts are denominated in United States dollars because the Company has a reporting system in foreign currency, namely in United States dollars. However, the Company operates in Indonesia so that fluctuations from the rupiah against the United States dollar will affect the Company's financial performance, especially on taxes, salary expenses, and purchases of local products and services. For this reason, the Company always maintains the value of the rupiah balance with the aim of providing economic value protection for expenditures denominated in rupiah.	a. *Interest rate swap* untuk memitigasi risiko meningkatnya suku bunga; b. *Forward foreign exchange* untuk memitigasi eksposur terhadap fluktuasi nilai tukar mata uang asing; dan c. *Cross currency interest rate swaps* untuk memitigasi risiko dari tingkat suku bunga dan nilai Obligasi Rupiah Perusahaan terhadap dolar AS yang merupakan mata uang fungsional Perseroan. a. Interest rate swaps to mitigate the risk of rising interest rates; b. Forward foreign exchange to mitigate exposure to fluctuations in foreign exchange rates; and c. Cross currency interest rate swaps to mitigate risks from interest rates and the value of the Company's Rupiah Bonds against the US dollar which is the Company's functional currency.

No.	Jenis Risiko Type of Risk	Upaya Mitigasi Mitigation Efforts
5.	**Faktor Eksternal pada Kegiatan Operasional** Kegiatan operasional Perseroan tergantung pada produksi dan faktor-faktor lain di luar kendali Perseroan, seperti pasokan listrik, pemadaman yang tidak terjadwal, pasokan bahan baku, gangguan akibat kecelakaan, atau bencana alam. Seluruh fasilitas produksi pabrik petrokimia Perseroan di Cilegon dan Serang di Provinsi Banten membutuhkan 70MW tenaga listrik selama operasi normal. Pabrik-pabrik tersebut membutuhkan pasokan listrik yang terus menerus untuk mempertahankan operasi yang stabil, sehingga pemadaman listrik yang signifikan dapat memberikan dampak material dan merugikan terhadap kegiatan usaha, hasil operasional, dan kondisi keuangan Perseroan. Untuk Naphtha Cracker dan Polyethylene, Perseroan mendapatkan sekitar separuh kebutuhan dayanya dari PT Perusahaan Listrik Negara Persero (PLN) sedangkan selebihnya diperoleh dari Gas Turbine Generator (GTG) berkapasitas 33MW dan Steam Turbine Generator (STG) berkapasitas 20MW yang dimiliki Perseroan dimana salah satunya digunakan sebagai sumber listrik cadangan jika terjadi kehilangan daya dari grid . Bahan bakar yang digunakan untuk pembangkitan listrik dari GTG didapatkan dari kelebihan methane yang merupakan produk samping dari Naphtha Cracker. Perseroan melakukan kesepakatan dengan PT Perusahaan Gas Negara (Persero) Tbk dan PT Banten Inti Gasindo dalam penyediaan bahan bakar gas untuk menghasilkan uap/*steam* dan menggunakan sebagian uap yang dihasilkan oleh Naphtha Cracking Furnaces dan tiga boiler untuk mengoperasikan STG. Sedangkan, pabrik Polypropylene, New Polyethylene, Butadiene dan Styrene Monomer Perseroan mendapatkan seluruh kebutuhan listrik dari PLN. Jika pasokan listrik, gas, atau uap tersebut tidak tersedia karena berbagai alasan, maka Perseroan harus mengandalkan *emergency generator*, yang tidak dapat memenuhi kebutuhan operasional semua pabrik secara normal. Di samping itu, terdapat risiko hambatan produksi, seperti keterbatasan kapasitas, kegagalan mekanis dan sistem, keterlambatan konstruksi/pengembangan kualitas, dan penundaan pengiriman peralatan mesin yang menyebabkan tertahannya produksi dan berkurangnya *output*. Pengiriman Naphtha tepat waktu merupakan hal paling penting untuk kelangsungan produksi yang beroperasi secara kontinyu sepanjang tahun. Keterlambatan pasokan bahan baku Naphtha akan berdampak pada potensi kerugian produksi dan biaya produksi yang lebih tinggi. Lebih lanjut, Perseroan memiliki jaringan pipa sepanjang 45 kilometer dari komplek pabrik Perseroan ke sejumlah pelanggan di kawasan Cilegon dan Serang untuk distribusi produk Ethylene yang dihasilkan Perseroan. Jaringan pipa tersebut tidak seluruhnya berada pada lahan milik Perseroan. Oleh karena itu, terdapat risiko atas gangguan keberlangsungan jaringan pipa Ethylene yang diakibatkan aktivitas warga yang berada di sekitar lokasi pipa. Operasi produksi Perseroan juga dapat terganggu akibat dari bencana alam. Kepulauan Indonesia merupakan salah satu daerah dengan kondisi gunung berapi yang paling aktif di dunia. Komplek pabrik Perseroan yang berlokasi di Cilegon dan Serang di Provinsi Banten hanya memiliki jarak sekitar 50 kilometer dari Gunung Anak Krakatau yang dikenal dengan aktivitas vulkanik dan seismiknya sehingga berpotensi menyebabkan letusan gunung, gempa bumi, tsunami, atau gelombang pasang. Pabrik-pabrik Perseroan bergantung pada pengoperasian berkelanjutan dari fasilitas dermaga, utilitas, dan fasilitas pendukung lainnya, serta jaringan pipa dan infrastruktur yang terkait lainnya. Gangguan terhadap pengoperasian salah satu bagian fasilitas ini dapat berdampak signifikan terhadap kemampuan Perseroan untuk terus mengoperasikan fasilitas lainnya dan secara signifikan dapat mempengaruhi kemampuan Perseroan untuk menjalankan kegiatan usaha Perseroan dalam keadaan normal.	a. Untuk memastikan keandalan pasokan listrik pada pabrik Naphtha Cracker dan Polyethylene, Perseroan memasang trafo yang tersambung langsung dengan jaringan 150KV milik PLN untuk menunjang keandalan operasional pabrik Polypropylene, Butadiene, dan New Polyethylene; b. Dalam hal terjadinya ketiadaan pasokan listrik secara mendadak dari PLN (*black out*) terutama untuk Naphtha Cracker dan Polyethylene, Perseroan mempunyai *power load shedding system* yang akan menghentikan suplai listrik secara otomatis ke pabrik Polyethylene, namun tidak mengganggu operasional Naphtha Cracker. Hal ini dikarenakan pasokan listrik untuk Naphtha Cracker didapat dari GTG dan STG. Dengan demikian, kerugian akibat ketiadaan pasokan listrik dari PLN dapat diminimalisir; c. Guna mengurangi risiko terganggunya pengadaan bahan baku Naphtha, Perseroan menjaga ketersediaan Naphtha dalam jumlah tertentu di tangki cadangan untuk menjamin kelangsungan produksi; d. Perseroan melakukan pemeliharaan jaringan pipa Ethylene secara terjadwal dengan melakukan patroli yang juga melibatkan aparat setempat. Selain itu, Perseroan juga secara aktif mengadakan sosialisasi (*community awareness*) mengenai pengamanan lokasi jalur pipa kepada warga yang bermukim di dekat lokasi jalur pipa; e. Dalam memastikan keandalan pabrik, filosofi pemeliharaan Perseroan didasarkan pada teknik pencegahan dan terjadwal. Departemen Inspeksi Perseroan menggunakan *Shell Risk Based Inspection System* (RBI) dan Perseroan menggunakan SAP untuk merencanakan pemeliharaan. Selain program pemeliharaan rutin, Perseroan menjalankan *Turn Around Maintenance* pabrik-pabriknya secara berkala guna melakukan perbaikan besar dan pemeliharaan terjadwal atas mesin utama, pembaharuan terjadwal untuk memenuhi atau melampaui persyaratan ketentuan. Hal ini dilaksanakan setiap 4-5 tahun untuk pabrik Naphtha Cracker, 2 tahun untuk Styrene Monomer, dan setiap tahun untuk pabrik Polypropylene. Baru-baru ini pada tahun 2019, Perseroan melakukan *Turn Around Maintenance* yang berlangsung selama 51 hari; f. Perseroan memiliki program perlindungan asuransi yang komprehensif, termasuk di dalamnya perlindungan terhadap bencana alam, serta mengimplementasikan *business continuity management* dan *disaster recovery system* untuk mempersiapkan kelangsungan usaha jika terjadi bencana yang tidak direncanakan.

No.	Jenis Risiko Type of Risk	Upaya Mitigasi Mitigation Efforts
	External Factors in Operational Activities The Company's operational activities depend on production and other factors beyond the Company's control, such as power supply, unscheduled outages, supply of raw materials, interruptions due to accidents or natural disasters. All of the Company's production facilities in Cilegon and Serang in Banten Province require 70MW of electricity during normal operation. These plants require a continuous supply of electricity to maintain stable operations, so a significant power outage could have a material and adverse effect on the Company's business activities, results of operations, and financial condition. For Naphtha Cracker and Polyethylene, the Company obtains about half of its power needs from PT Perusahaan Listrik Negara Persero (PLN), while the rest is obtained from a Gas Turbine Generator (GTG) with a capacity of 33MW and a Steam Turbine Generator (STG) with a capacity of 20MW owned by the Company, one of which is used as a backup power source in case of loss of power from the grid. The fuel used to generate electricity from GTG is obtained from excess methane which is a by-product of the Naphtha Cracker. The Company entered into an agreement with PT Perusahaan Gas Negara (Persero) Tbk and PT Banten Inti Gasindo in supplying gas fuel to produce steam and using part of the steam produced by the Naphtha Cracking Furnaces and three boilers to operate the STG. Meanwhile, the Company's Polypropylene, New Polyethylene, Butadiene, and Styrene Monomer plants obtain all of their electricity needs from PLN. If the supply of electricity, gas, or steam is not available for various reasons, the Company must rely on emergency generators, which cannot meet the normal operational needs of all plants. In addition, there is a risk of production constraints, such as limited capacity, mechanical and system failures, delays in quality construction/development, and delays in the delivery of machine tools which cause production delays and reduced output. On-time Naphtha delivery is the most important thing for the continuity of production which operates continuously throughout the year. Delays in the supply of Naphtha raw materials will have an impact on potential production losses and higher production costs. Furthermore, the Company has a pipeline network of 45 kilometers from the Company's factory complex to a number of customers in the Cilegon and Serang areas for the distribution of Ethylene products produced by the Company. The pipeline network is not entirely located on the Company's land. Therefore, there is a risk of disruption to the sustainability of the Ethylene pipeline network due to the activities of residents around the pipe location. The Company's production operations can also be disrupted due to natural disasters. The Indonesian archipelago is one of the most active volcanic areas in the world. The Company's plant complexes located in Cilegon and Serang in Banten Province are only about 50 kilometers from Mount Anak Krakatau which is known for its volcanic and seismic activity that has the potential to cause volcanic eruption, earthquake, tsunami, or tidal waves. The Company's plants depend on the ongoing operation of its jetties, utilities, and other support facilities, as well as pipelines and other related infrastructure. Disruption to the operation of one part of this facilities can have a significant impact on the Company's ability to continue operating other facilities and can significantly affect the Company's ability to carry out the Company's business activities under normal circumstances.	a. To ensure the reliability supply of electricity to the Naphtha Cracker and Polyethylene plants, the Company installed transformers that are directly connected to PLN's 150KV network to support operational reliability for the Polypropylene, Butadiene, and New Polyethylene plants; b. In the event of a sudden absence of electricity supply from PLN (black out), especially for Naphtha Cracker and Polyethylene, the Company has a power load shedding system that will automatically stop supplying electricity to the Polyethylene plant, but not to disrupt Naphtha Cracker operations. This is due to electricity supply for Naphtha Cracker is obtained from Gas turbine generator (GTG) and Steam turbine Generator (STG). Thus, losses due to the absence of electricity supply from PLN can be minimized; c. In order to reduce the risk of disruption in the supply of Naphtha raw materials, the Company maintains the availability of certain amount of Naphtha in reserve tanks to ensure continuity of production; d. The Company carries out scheduled maintenance of the Ethylene pipeline network by conducting patrols which also involve local officials. In addition, the Company also actively conducts socialization (community awareness) regarding the security of the pipeline to residents who live near the pipeline location; e. In ensuring plant reliability, the Company's maintenance philosophy is based on preventive and scheduled techniques. The Company's Inspection Department uses the Shell Risk Based Inspection System (RBI) and the Company uses SAP to plan maintenance. In addition to routine maintenance programs, the Company carries out regular Turn Around Maintenance of its plants to carry out major repairs and scheduled maintenance of main engines, scheduled renewals to meet or exceed regulatory requirements. This is done every 4-5 years for Naphtha Cracker plant, 2 years for Styrene Monomer, and every year for Polypropylene plant. Recently in 2019, the Company carried out a Turn Around Maintenance which lasted for 51 days; f. The Company has a comprehensive insurance protection program, including protection against natural disasters, as well as implementing a business continuity management and disaster recovery system to prepare for business continuity in the event of an unplanned disaster.

No.	Jenis Risiko Type of Risk	Upaya Mitigasi Mitigation Efforts
6.	**Keandalan Pabrik** Dalam lini bisnis kimia Perseroan, khususnya di pabrik petrokimia, proses produksi pabrik dilakukan secara terus menerus (*continue*) dan dapat mengalami kerugian besar apabila berhenti secara tiba-tiba tanpa direncanakan (*unplanned shutdown*). Beberapa faktor yang menyebabkan *unplanned shutdown* adalah penurunan nilai keandalan peralatan di pabrik karena umurnya yang sudah tua. Chandra Asri yang telah beroperasi selama >31 tahun memetakan bahwa faktor-faktor seperti mesin yang sudah tua dan mengalami korosi sebagai risiko yang dapat menyebabkan *unplanned shutdown*. **Plant Reliability** In the Company's chemical business line, specifically in the petrochemical plant, the plant production process is carried out continuously and can experience large losses if it stops suddenly without being planned (unplanned shutdown). Several factors that cause unplanned shutdown are a decrease in the value of the reliability of equipment at the plants due to its old age. Chandra Asri, which has been in operation for >30 years, maps out factors such as old and corroded engines as risks that can cause unplanned shutdown.	a. Setiap minimal 4 tahun, Chandra Asri melakukan *Turn Around Maintenance*. Secara otomatis, mesin diremajakan. Selama periode itu, produksi pabrik dihentikan. Komponen yang sudah tua, tidak memenuhi standar, dan usang diganti dengan suku cadang yang lebih baru, lebih aman, dan lebih andal; b. Melanjutkan Program Manajemen Korosi dengan memahami, melakukan pemantauan, pengendalian dan menghitung serta memprediksi kecepatan korosi; c. Melanjutkan peningkatan Program Pemeliharaan Pencegahan dengan melakukan perawatan mesin dan peralatan pabrik sebagai bentuk strategi preventif; d. Meningkatkan Program Pemeliharaan Prediktif untuk melacak kondisi mesin dan memberikan peringatan sebelum kerusakan terjadi; e. Menerapkan Budaya Keandalan; f. Program Peningkatan Suku Cadang; g. Berkolaborasi dengan SCG untuk meningkatkan program perawatan tungku. a. At least every 4 years, Chandra Asri does Turn Around Maintenance. Automatically, the engine is rejuvenated. During that period, plant production was halted. Old, substandard, and obsolete components are replaced with newer, safer, and more reliable parts; b. Continuing the Corrosion Management Program by understanding, monitoring, controlling and calculating and predicting corrosion speed rate; c. Continuing the improvement of the Preventive Maintenance Program by carrying out maintenance on plant machines and equipment as a form of preventive strategy; d. Enhancing Predictive Maintenance Program to track machine condition and provide warnings before breakdowns occur; e. Implementing a Culture of Reliability; f. Spare parts Upgrade Program; g. Collaborating with SCG to improve furnace maintenance program.

No.	Jenis Risiko Type of Risk	Upaya Mitigasi Mitigation Efforts
7.	**Ketahanan Finansial** Gangguan geopolitik serta pengaruh industri petrokimia terhadap pasar global berdampak terhadap kinerja Perseroan. Oleh karena itu, Chandra Asri mempersiapkan beberapa hal untuk mendukung ketahanan finansial yang berkelanjutan. **Financial Resilience** Geopolitical disturbances and the influence of the petrochemical industry on global markets have an impact on the Company's performance. Therefore, Chandra Asri prepared several things to maintain its sustainable financial resilience.	a. Mengurangi OPEX, mengoptimalkan Modal Kerja, serta menjadwalkan kembali CAPEX; b. Memprioritaskan CAPEX dan mengintegrasikan aset yang hanya mempengaruhi IMICO; c. Memastikan semua pengeluaran sesuai anggaran yang disetujui; d. Mengurangi biaya non-kritis dan CAPEX (*less-critical* TAM); e. Memperketat proses Komite Kontraktor & Pengadaan pada titik pembelanjaan; f. Meninjau rekrutmen HR yang sedang berlangsung selama sisa tahun; g. Melibatkan vendor secara holistik untuk memperluas sumber pasokan; h. Mendapatkan pembiayaan 'lebih rendah dengan waktu (tenor) yang lebih lama' serta meningkatkan keragaman dan daya saing pendanaan secara menyeluruh; i. Meninjau dan mewujudkan manfaat bisnis yang ditargetkan dari transformasi digital; j. Mengkapitalisasi seluruh biaya yang diizinkan IFRS (seperti akuisisi KCE & KTI baru-baru ini), termasuk penerapan strategi M&A yang telah terprogram. a. Reducing OPEX, optimizing Working Capital and rescheduling CAPEX; b. Prioritizing CAPEX and integrate only assets that can affect IMICO; c. Ensuring all expenses are within the approved budget; d. Rephasing non-critical costs and CAPEX (less critical TAM); e. Tightening Contractors & Procurement Committee process towards purchase points; f. Reviewing ongoing employee recruitment in the year; g. Engaging vendors holistically to expand supply sources; h. Get "lower with longer tenor" financing and increase overall diversity and competitiveness of funding; i. Reviewing and realizing targeted business benefits from digital transformation; j. Capitalizing all cost allowed by IFRS (such as recent KCE & KTI acquisition) including planned M&A strategy implementation.

No.	Jenis Risiko Type of Risk	Upaya Mitigasi Mitigation Efforts
8.	**Kinerja *Safety, Health and Environment*** Sebagai Obyek Vital Nasional dan perusahaan petrokimia, bagi Chandra Asri, faktor *Safety, Health, and Environment* (SHE) merupakan area fokus utama bagi Perseroan. Komitmen ini tercermin dalam setiap kebijakan yang diambil Perseroan yang mengutamakan aspek keselamatan dan kesehatan kerja (K3). Penerapan K3 ini terus selalu ditingkatkan untuk mendukung *Operational Excellence* Perusahaan. Di satu sisi, aspek SHE ini selalu menjadi faktor risiko yang harus secara terus menerus diidentifikasi dan dibuatkan rencana mitigasinya agar selalu ada peningkatan terus menerus. **Safety, Health and Environment Performance** As a National Vital Object and a petrochemical company, for Chandra Asri, Safety, Health and Environment (SHE) factors are the main focus areas for the Company. This commitment is reflected in every policy taken by the Company which prioritizes aspects of occupational safety and health. The implementation of occupational safety and health is continuously being improved to support the Company's Operational Excellence. On the other hand, the occupational safety and health aspect is always a risk factor that must be continuously identified and needs mitigation plan so that there is always continuous improvement.	a. Program Peningkatan Sistem seperti mengidentifikasi risiko/bahaya utama serta mengembangkan program *Contractor Safety Management System* (CSMS); b. Membuat Program Peningkatan Budaya Keselamatan seperti pelatihan kepemimpinan dalam keselamatan kerja serta peningkatan kompetensi SHE; c. Melaksanakan Program *Process Safety Management*; d. Menerapkan Kajian Bencana Alam seperti meninjau fasilitas pabrik, menetapkan prosedur manajemen krisis, menyelesaikan *Business Continuity Management*, serta Manajemen Kepatuhan Risiko. a. System Improvement Program such as identify the main risks/hazards and develop the Contractor Safety Management System (CSMS) program; b. Creating Safety Culture Improvement Programs such as safety leadership training and occupational safety and health competency improvement; c. Implementing Process Safety Management program; d. Implementing Natural Disaster Studies such as reviewing plant facilities, establishing crisis management procedures, completing Business Continuity Management and Compliance Risk Management.
9.	**Keamanan Siber** Sebagai perusahaan petrokimia terbesar dan terintegrasi di Indonesia dimana saat ini sedang melakukan diversifikasi bisnis, Chandra Asri Group seringkali berurusan dengan data sensitif. Sementara itu, saat ini keamanan siber sangatlah banyak bentuknya dan terus menerus berevolusi seperti *phishing*, penggunaan e-mail, dan pesan palsu yang mengelabui karyawan agar tidak sengaja mengaktifkan *malware*. **Cybersecurity** As the largest and most integrated petrochemical company in Indonesia which is currently diversifying its business, Chandra Asri Group often deals with sensitive data. Meanwhile, currently cyber security takes many forms and continues to evolve, such as phishing, the use of e-mail, and fake messages that trick employees into accidentally activating malware.	a. Meningkatkan Postur Keamanan Siber Teknologi Operasional (OT); b. Meningkatkan Postur Keamanan Siber Teknologi Informasi (TI); c. IT – Konvergensi Keamanan Siber PL. a. Improve Operational Technology (OT) Cybersecurity posture; b. Improve Information Technology (IT) Cybersecurity posture; c. Information Technology - PL Cybersecurity Convergence.

No.	Jenis Risiko Type of Risk	Upaya Mitigasi Mitigation Efforts
10.	**Budaya dan Pola Pikir Karyawan** Salah satu faktor yang mempengaruhi kinerja Chandra Asri secara langsung adalah produktivitas karyawannya. Dalam perjalanannya, selalu ada potensi risiko menurunnya produktivitas karyawan karena berbagai hal seperti kurangnya tanggung jawab terhadap kualitas pekerjaan. Perseroan memandang bahwa risiko ini dapat dimitigasi dengan menginjeksi budaya perusahaan yang dapat menjadi mindset dan bertujuan untuk mengubah budaya kerja karyawan agar lebih fokus, proaktif, dan pada akhirnya lebih produktif. Perseroan memiliki iSTAR sebagai budaya yang Perusahaan yang terdiri atas *integrity*, *safety*, *teamwork, accountability*, dan *respect*. Budaya inilah yang terus ditanamkan untuk membentuk pola pikir karyawan sehingga berdampak pada produktivitas dan kinerjanya. **Culture and Employees' Mindset** One of the factors that directly affects Chandra Asri's performance is the productivity of its employees. Along the way, there is always a potential risk of decreased employees' productivity due to various things such as a lack of responsibility for the quality of work. The Company views that this risk can be mitigated by injecting a corporate culture that can become a mindset and aims to change the work culture of employees to be more focused, proactive, and ultimately more productive. The Company has iSTAR as the corporate culture consisting of integrity, safety, teamwork, accountability, and respect. This culture is continuously instilled to shape the mindset of employees so that it has an impact on productivity and performance.	a. Meningkatkan peran manajer sebagai *role model* untuk menumbuhkan perilaku iSTAR; b. Meningkatkan program pengembangan kompetensi inti & kepemimpinan dengan memasukkan materi tambahan terkait iSTAR; c. Memperbaiki nilai-nilai Perusahaan, kompetensi inti & kepemimpinan agar selaras dengan strategi bisnis dalam mendukung pertumbuhan Perusahaan di masa depan; d. Merombak dan menyesuaikan strategi dan pelaksanaan manajemen untuk menginternalisasi nilai-nilai dan kompetensi dalam organisasi; e. Menyelaraskan dan menerapkan peta jalan Living iSTAR yang baru dengan struktur, sistem, dan proses organisasi yang ada. a. Increasing the role of managers as role models to foster iSTAR behavior; b. Enhancing core competency & leadership development programs by incorporating additional materials related to iSTAR; c. Improving Company values, core competencies & leadership to align with business strategy to support the Company's future growth; d. Overhaul and adapt management strategies and implementation to internalize values and competencies within the organization; e. Align and implement the new Living iSTAR roadmap with existing organizational structures, systems, and processes.
11.	**Manajemen Talenta** Mendapatkan talenta, memperkerjakan orang yang tepat untuk posisi yang tepat, serta mempertahankan talenta terbaik menjadi isu yang saat ini dihadapi berbagai perusahaan, tak terkecuali Chandra Asri. Terutama dalam industri petrokimia yang memiliki persyaratan dan keahlian khusus bagi karyawannya. Selain permasalahan untuk mendapatkan talenta, persoalan lain seperti talenta yang meninggalkan Perseroan dengan berbagai alasan juga perlu dimitigasi. **Talent Management** Acquiring talent, hiring the right people for the right positions, and retaining the best talents are issues that are currently being faced by various companies, and Chandra Asri is no exception. Especially in the petrochemical industry which has special requirements and skills for its employees. In addition to the problem of acquiring talent, other issues such as talent leaving the Company for various reasons also need to be mitigated.	a. Berkolaborasi dengan tim Corporate Communication untuk merumuskan strategi dan rencana *employee branding* Perusahaan yang terstruktur dan baik; b. Membangun aliansi strategis dengan pemasok tenaga kerja berkualitas tinggi & lembaga pendidikan ternama; c. Mengidentifikasi kelompok karyawan sasaran yang berisiko tinggi dan merancang upaya retensi yang ditargetkan untuk memitigasi risiko; d. Mengkaji *dual career ladder* berdasarkan kebutuhan bisnis; e. Memperkuat para *leader* untuk secara efektif melibatkan tim mereka dan mengelola retensi talenta, mengatasi faktor-faktor pendorong yang mungkin menyebabkan pengurangan karyawan; f. Memastikan Perseroan merekrut talenta yang tepat untuk posisi yang tepat. a. Collaborate with the Corporate Communication team to formulate a well-structured Company employee branding strategy and plan; b. Build strategic alliances with high-quality labor suppliers and renowned educational institutions; c. Identify high-risk target employee groups and design targeted retention efforts to mitigate risk; d. Review dual career ladders based on business needs; e. Empower leaders to effectively engage their teams and manage talent retention, addressing drivers that may lead to attrition; f. Ensure that the Company recruits the right talent for the right position.

No.	Jenis Risiko Type of Risk	Upaya Mitigasi Mitigation Efforts
12.	***Extended Producer Responsibility* (EPR)** Plastik merupakan materi yang sangat bermanfaat bagi kebutuhan manusia sehari-hari. Namun, tingkat konsumsi masyarakat di Indonesia ini belum seiring dengan dengan pembangunan infrastruktur pengelolaan sampah plastik serta edukasi masyarakat untuk manajemen persampahan. Karenanya, plastik sering dituduh menjadi penyebab pencemaran lingkungan karena sifatnya yang tidak mudah terurai. Padahal, sampah plastik sebenarnya memiliki nilai lebih apabila dikumpulkan dan dikelola dengan baik. Pemerintah Indonesia kemudian menerapkan *Extended Producer Responsibility* (EPR) yaitu kebijakan untuk meminta produsen bertanggung jawab terhadap produk mereka pasca pemakaian termasuk pada produk plastik. **Extended Producer Responsibility (EPR)** Plastic is a very useful material for everyday human needs. However, the level of public consumption in Indonesia has not been in line with the development of plastic waste management infrastructure and public education on waste management. Therefore, plastic is often accused of causing environmental pollution because it is not easily decomposed. In fact, plastic waste actually has more value if it is collected and managed properly. The Indonesian government then implemented Extended Producer Responsibility (EPR); a policy to hold producers responsible for their products after use, including plastic products.	a. Berkolaborasi dengan pemerintah daerah dan asosiasi industri untuk mengedukasi pemangku kepentingan agar dapat mengubah paradigma dan perilaku mereka dalam pengelolaan sampah; b. Membuat berbagai macam program advokasi dalam upaya mempengaruhi arah kebijakan pemerintah lokal dan nasional; c. Merencanakan dan melaksanakan kampanye untuk mempertahankan nilai-nilai plastik dengan badan pemerintah dan LSM; d. Meningkatkan dan menyempurnakan program ekonomi sirkular yang ada untuk memastikan pengelolaan limbah yang efisien dan terekspos pada tingkat nasional dan internasional. a. Collaborate with local governments and industry associations to educate stakeholders so they can change their paradigm and behavior in waste management; b. Creating various kinds of advocacy programs in an effort to influence the direction of local and national government policies; c. Plan and implement campaigns to defend the values of plastic with government agencies and NGOs; d. Improve and refine existing circular economy programs to ensure efficient waste management and exposure at national and international levels.

TINJAUAN EFEKTIVITAS MANAJEMEN RISIKO

Peninjauan efektivitas sistem manajemen risiko dilaksanakan oleh Dewan Komisaris dan Direksi bersama Unit Audit Internal. Perseroan juga senantiasa melakukan penguatan dalam pengelolaan risiko serta melakukan penyesuaian terhadap kondisi terkini dari Perusahaan.

Berdasarkan hasil audit internal yang telah dilakukan selama tahun 2023, Chandra Asri Group meyakini bahwa sistem manajemen risiko yang ada cukup efektif dalam mengidentifikasi dan memitigasi risiko-risiko usaha, operasional dan keuangan yang relevan dengan kondisi usaha Perseroan.

Selain itu, sistem manajemen risiko yang dijalankan saat ini dinilai cukup efektif dalam mengidentifikasi dan menyiapkan rencana mitigasi untuk potensi risiko-risiko baru yang dapat mempengaruhi aktivitas usaha Perseroan. Karena itu, Perseroan masih tetap berpegang pada sistem manajemen risiko saat ini, dengan tidak menutup kemungkinan mengalami penyesuaian jika diperlukan.

OVERVIEW OF THE EFFECTIVENESS OF RISK MANAGEMENT

The Board of Commissioners and Board of Directors, in collaboration with the Internal Audit Unit, conduct an overview of the risk management system's effectiveness. The Company also continuously strengthens its risk management and makes adjustments to its current conditions.

Based on the findings of the internal audit conducted in 2023, Chandra Asri Group believes that the current risk management system is quite effective in identifying and mitigating business, operational, and financial risks relevant to the Company's business conditions.

In addition, the current risk management system is considered quite effective in identifying and developing mitigation plans for potential new risks that may impact the Company's business activities. Therefore, the Company continues to use the current risk management system while keeping the option of making changes in the future if necessary.

PERNYATAAN DIREKSI DAN/ATAU KOMISARIS ATAU KOMITE AUDIT ATAS KECUKUPAN SISTEM MANAJEMEN RISIKO

Manajemen meyakini bahwa sistem manajemen risiko yang ada saat ini sudah cukup efektif dalam mereduksi risiko-risiko usaha, operasional dan keuangan yang telah diidentifikasi sebelumnya. Begitu juga dengan potensi risiko-risiko baru yang mungkin akan timbul dan berdampak signifikan di masa mendatang.

STATEMENT OF THE BOARD OF DIRECTORS AND/OR BOARD OF COMMISSIONERS OR THE AUDIT COMMITTEE ON THE ADEQUACY OF THE RISK MANAGEMENT SYSTEM

Management believes that the current risk management system is quite effective at reducing previously identified business, operational, and financial risks. This also applies to potential new risks that may arise and have a significant impact in the future.

PERKARA PENTING DAN SANKSI ADMINISTRATIF YANG DIHADAPI

Litigations and Administrative Sanctions

Sepanjang tahun 2023, tidak ada perkara penting terutama terkait dengan masalah legal yang dihadapi Perseroan, entitas anak, maupun Dewan Komisaris dan Direksi.

Throughout 2023, there were no significant cases, particularly those involving legal issues faced by the Company, its subsidiaries, and the Board of Commissioners and Board of Directors.

SANKSI ADMINISTRATIF OLEH OTORITAS TERKAIT

Sepanjang tahun 2023, baik Perseroan, entitas anak, Dewan Komisaris maupun Direksi tidak ada yang menerima sanksi administratif dari regulator.

ADMINISTRATIVE SANCTIONS BY THE RELEVANT AUTHORITIES

Throughout 2023, the Company and its Subsidiaries, the Board of Commissioners and the Board of Directors did not receive any administrative sanctions from the regulator.

HUBUNGAN INVESTOR
Investor Relations

Unit Hubungan Investor secara rutin menginformasikan aktivitas usaha Perseroan kepada investor melalui situs web Perseroan dalam bentuk laporan, siaran pers, dan presentasi manajemen. Unit Hubungan Investor juga melakukan pendekatan diri dengan para pelaku pasar modal seperti analis, manajer pendanaan, dan jurnalis untuk memperoleh informasi terkini terkait isu-isu pasar modal.

Tugas dan tanggung jawab Unit Hubungan Investor di antaranya:
1. Menjembatani kepentingan antara investor dengan Perseroan;
2. Menjalankan kepatuhan atas peraturan pengawas pasar modal dan otoritas bursa; dan
3. Melakukan kegiatan komunikasi dengan masyarakat pasar modal.

The Investor Relations Unit regularly provides information about the Company's business activities to investors through the Company's website in the form of reports, press releases, and management presentations. Furthermore, the Investor Relations Unit also seeks to get closer to the capital market players, such as analysts, fund managers, and journalists, to acquire the latest information on capital market issues.

The duties and responsibilities of the Investor Relations Unit include the following:
1. Connecting investors and the Company.
2. Adhering to capital market supervisory and stock exchange regulations; and
3. Communicating activity with the capital market community.

AKSES DATA DAN INFORMASI

Informasi terkait dengan Perseroan juga dapat diperoleh dengan menghubungi:

ACCESS TO DATA AND INFORMATION

Information related to the Company can also be obtained by contacting:

Sekretaris Perusahaan PT Chandra Asri Pacific Tbk
Corporate Secretary of PT Chandra Asri Pacific Tbk

Erri Dewi Riani
Wisma Barito Pacific Tower A, Lantai 5 | 5th Floor
Jl. Let. Jend. S. Parman Kav. 62-63
Jakarta 11410, Indonesia
T: (62-21) 530 7950
F: (62-21) 530 8930
E: corporatesecretary@capcx.com
W : www.chandra-asri.com

PENGADAAN BARANG DAN JASA
Procurement of Goods and Services

Chandra Asri Group menjalin kerja sama dengan pemasok lokal dan nasional dalam menjalankan kegiatan operasional usaha. Keberadaan pemasok tersebut memiliki peran strategis dalam mata rantai operasional Perseroan.

Pengadaan barang dan jasa merupakan proses penyediaan barang ataupun jasa yang dibutuhkan oleh Perseroan untuk mendukung aktivitas operasional. Proses tersebut dilaksanakan dengan mengedepankan prinsip persaingan yang sehat dan wajar di antara penyedia barang dan jasa berdasarkan ketentuan dan prosedur, serta dengan tetap memperhatikan prinsip-prinsip GCG. Seluruh perusahaan pemasok yang bekerja sama dengan Perseroan senantiasa memperhatikan masalah aspek lingkungan, hak asasi manusia, kebebasan berserikat, kepatuhan terhadap berbagai aturan tentang ketenagakerjaan, serta dampak yang diberikan kepada masyarakat.

Pengadaan barang dan jasa dilaksanakan oleh Departemen Kontrak dan Pengadaan yang berkoordinasi langsung dengan Komite Kontrak yang beranggotakan Direksi Perseroan. Proses pengadaan senantiasa mempertimbangkan harga yang wajar dan bersaing, standar kualitas yang tinggi, dan kesesuaian kontraktor/vendor.

Selain itu, Perseroan juga mempertimbangkan elemen-elemen lain seperti waktu pengiriman yang tepat berdasarkan Konfirmasi Pemesanan, pelayanan yang baik sesuai dengan kontrak, dan kebijakan serta prosedur yang telah ditetapkan. Selanjutnya, Komite Kontrak akan menilai setiap proposal yang masuk dengan memperhatikan indikator-indikator khusus, seperti:

1. Kesesuaian terhadap prinsip usaha Perseroan;
2. Adanya penyimpangan terhadap kebijakan dan prosedur yang disetujui;
3. Kelayakan evaluasi teknis dan komersial;
4. Syarat dan ketentuan yang menjadi beban secara tidak sengaja;
5. Syarat dan ketentuan yang tidak menguntungkan;
6. Proteksi yang mencukupi terhadap kerugian yang timbul akibat kegagalan atau terminasi.

Chandra Asri Group works with both local and national suppliers to carry out business operations. The presence of these suppliers has a strategic role in the Company's operational chain.

The procurement of goods and services is the process of providing goods or services required by the Company to support its operational activities. This process is carried out by prioritizing the principles of healthy and fair competition among providers of goods and services based on provisions and procedures while adhering to GCG principles. All supplier companies that cooperate with the Company always consider aspects of the environment, human rights, freedom of association, compliance with various employment regulations, and the impact on society.

The procurement of goods and services is carried out by the Contract and Procurement Department, which coordinates directly with the Contract Committee, of which the Board of Directors is a member. The process for the procurement of goods and services always considers reasonable and competitive prices, high quality standards, and the suitability of the contractors/vendors.

In addition, the Company also considers other elements such as the accurate delivery time based on order confirmation, good service according to the designated contracts, and policies and procedures. Furthermore, the Contract Committee will assess each incoming proposal by observing specific indicators, such as:

1. Adhere to the Company's business principles;
2. There are deviations from approved policies and procedures;
3. Feasibility of technical and commercial evaluation;
4. Inadvertently challenging terms and conditions;
5. Unfavorable terms and conditions;
6. Sufficient protection against losses due to failure or termination.

PRA KUALIFIKASI KONTRAKTOR/VENDOR

Pra kualifikasi kontraktor/vendor merupakan salah satu langkah dalam proses penetapan pemasok atau kontraktor. Seluruh vendor yang mendaftar akan dinilai berdasarkan standar yang telah ditentukan terlebih dahulu sebelum diputuskan layak atau tidak untuk mengikuti tender.

Proses prakualifikasi kontraktor/vendor terdiri dari evaluasi teknis dan evaluasi/penilaian komersial. Hasil evaluasi tersebut menjadi dasar Perseroan mengembangkan daftar kontraktor yang telah disetujui dan memenuhi standar yang ditetapkan sebelumnya.

PRE-QUALIFICATION OF CONTRACTOR/ VENDOR

Contractor/vendor pre-qualification is one step in the process of determining the supplier or contractor. All vendors who have registered will be assessed according to the designated standards before deciding whether to be eligible or not to participate in the bidding.

The contractor/vendor pre-qualification process consists of technical evaluation and commercial evaluation/assessment. The evaluation results serve as the basis for the Company to create a list of contractors who have been approved and have met the specified standards.

KODE ETIK DAN BUDAYA PERUSAHAAN
Code of Conduct and Corporate Culture

Kode Etik merupakan serangkaian komitmen yang terdiri dari etika bisnis dan etika kerja segenap Insan Perseroan yang wajib dipatuhi demi mencapai visi dan misi Perseroan. Perseroan telah menyusun Kode Etik dan Budaya Perusahaan sebagai pedoman perilaku bagi seluruh Insan Perseroan.

The Code of Conduct is a set of commitments governing business and work behavior for all Company personnel that must be adhered to in order to achieve the Company's vision and mission. The Company has developed a Code of Conduct and Corporate Culture to serve as a guideline for all Company personnel.

POKOK-POKOK KODE ETIK

Rincian pokok kode etik Chandra Asri Group diuraikan sebagai berikut:

1. Manusia dan Keselamatan
   a. Pedoman Umum.
   b. Menghormati Hak Asasi Manusia dan Perlakuan yang Sama.
   c. Pelecehan di Tempat Kerja.
   d. Keselamatan, Kesehatan, dan Lingkungan.
2. Memerangi Praktik Suap, Korupsi dan Pencucian Uang
   a. Suap dan Korupsi.
   b. Konflik Kepentingan.
   c. Hadiah dan Hiburan.
   d. Pencucian Uang.
3. Kegiatan Usaha
   a. Ketaatan pada Hukum & Peraturan.
   b. Pengadaan Barang.
   c. Persaingan Sehat.
4. Kegiatan Politik Karyawan

KEY POINTS OF THE CODE OF CONDUCT

The key points of the Chandra Asri Group code of conduct are listed below:

1. People and Safety
   a. The General Guidance.
   b. Respect Human Rights and Equal Treatment.
   c. Workplace Harassment.
   d. Safety, Health, and Environment.
2. Fighting Bribery, Corruption and Money Laundering Practices
   a. Bribery and Corruption.
   b. Conflict of Interest.
   c. Gifts and Entertainment.
   d. Money Laundering.
3. Business Activities
   a. Compliance with Laws & Regulations.
   b. Procurement.
   c. Fair Competition.
4. Employees Political Activities

5. Pengamanan Informasi dan Aset
   a. Perlindungan Aset.
   b. Fasilitas Teknologi Informasi (TI) dan Komunikasi.
   c. Data Pribadi.
   d. Pengelolaan Catatan.
6. Komunikasi
   a. Komunikasi Bisnis.
   b. Pengungkapan Publik.
7. Mekanisme Konsultasi dan Pelaporan
   a. *Whistleblower Channels.*

PENYEBARLUASAN DAN PENEGAKAN KODE ETIK

Penyebarluasan kode etik Perseroan dilakukan melalui sosialisasi secara terus-menerus, yang disampaikan melalui media:

1. Portal internal (intranet);
2. Materi orientasi pegawai baru yang dibagikan pada saat *New Employee Onboarding Program* (NEOP);
3. Poster;
4. Pertemuan dan diskusi langsung; serta
5. *Webinar*.

PERNYATAAN BAHWA KODE ETIK BERLAKU BAGI SELURUH LEVEL ORGANISASI

Perseroan telah menetapkan bahwa kode etik wajib dilaksanakan dan berlaku bagi seluruh level organisasi dalam Perseroan. Kebijakan tersebut berlaku bagi Dewan Komisaris, Direksi, seluruh organisasi Perseroan, serta pemangku kepentingan lainnya.

SANKSI PELANGGAR KODE ETIK

Setiap pelanggaran kode etik yang terjadi akan dievaluasi dan ditindaklanjuti sesuai dengan Perjanjian Kerja Bersama (PKB) yang telah ditandatangani Perseroan dan karyawan. Jenis sanksi yang diberikan, mulai dari pemberian surat teguran sampai dengan pemutusan hubungan kerja.

JUMLAH PELANGGARAN KODE ETIK

Sepanjang tahun 2023, tidak ada pelanggaran Kode Etik yang terjadi di Perseroan.

5. Safeguarding Information and Assets
   a. Protection of Assets.
   b. Information Technology (IT) and Communication Facilities.
   c. Personal Data.
   d. Record Management.
6. Communication
   a. Business Communication.
   b. Public Disclosure.
7. Consultation and Reporting Mechanisms
   a. Whistleblower Channels.

DISSEMINATION AND ENFORCEMENT OF THE CODE OF CONDUCT

The dissemination of the Company's Code of Conduct is carried out through continuous socialization, which is conveyed through the following media:

1. Internal portal (intranet);
2. New employee orientation materials distributed during the New Employee Onboarding Program (NEOP);
3. Poster;
4. Direct meetings and discussions; and
5. Webinar.

STATEMENT THAT THE CODE OF CONDUCT APPLIES AT ALL ORGANIZATIONAL LEVELS

The Company has determined that the Code of Conduct must be implemented and applied at all organizational levels within the Company. This policy is applicable to the Board of Commissioners, the Board of Directors, all Company organizations, and other stakeholders.

SANCTIONS FOR VIOLATION OF THE CODE OF CONDUCT

Every violation of the Code of Conduct that occurs will be evaluated and followed up in accordance with the Collective Labor Agreement (CLA), which has been signed by the Company and employees. The types of sanctions imposed, ranging from a warning letter to the termination of employment.

NUMBER OF CODE OF CONDUCT VIOLATIONS

Throughout 2023, no violation of the Code of Conduct occurred in the Company.

PERNYATAAN BUDAYA PERUSAHAAN

Chandra Asri Group telah memiliki budaya perusahaan yang dikenal dengan "iSTAR" dengan nilai-nilai yang dijabarkan sebagai berikut:

Integritas
Menampilkan yang terbaik dari diri kita.

Keselamatan
Membawa kita kembali ke rumah dengan selamat dan sehat.

Kerja Sama
Melibatkan pihak lain untuk mempermudah pekerjaan kita.

Memikul Tanggung Jawab
Membangun kepercayaan orang lain atas hasil kerja kita.

Menghargai
Membuat kita merasa dihargai.

CORPORATE CULTURE STATEMENT

Chandra Asri Group has a company culture known as "iSTAR" with the values described below:

Integrity
Brings out the best in us.

Safety
Gets you back home safe and sound.

Teamwork
Invites many hands to ease our work.

Accountability
Establishes people's trust in our work.

Respect
Makes us feel valuable.

KEBIJAKAN PENGUNGKAPAN INFORMASI
Disclosure of Information Policy

KEBIJAKAN PELAPORAN KEPEMILIKAN SAHAM DEWAN KOMISARIS DAN DIREKSI

Kebijakan kepemilikan saham oleh Dewan Komisaris dan Direksi yang berlaku di Perseroan mengacu pada Peraturan Otoritas Jasa Keuangan (POJK) No. 11/POJK.04/2017 tentang Laporan Kepemilikan atau Setiap Perubahan Kepemilikan Saham Perusahaan Terbuka. Dengan demikian, Dewan Komisaris dan Direksi wajib melaporkan kepemilikan sahamnya, baik langsung maupun tidak, kepada OJK.

Kewajiban pelaporan tersebut hanya berlaku bagi Dewan Komisaris atau Direksi yang memiliki saham paling sedikit 5% dari modal disetor perusahaan terbuka. Selain itu, setiap ada perubahan kepemilikan sedikitnya 0,5% dari saham yang disetor, harus dilaporkan. Kebijakan inilah yang diadopsi oleh Perseroan.

POLICY ON SHARE OWNERSHIP OF THE BOARD OF COMMISSIONERS AND BOARD OF DIRECTORS

The policy on share ownership by the Board of Commissioners and Board of Directors applicable to the Company refers to the Financial Services Authority (POJK) Regulation No. 11/POJK.04/2017 on Ownership Reports or Any Changes in Share Ownership of Public Companies. Accordingly, the Board of Commissioners and the Board of Directors are required to report their share ownership, either directly or indirectly, to the OJK.

This reporting requirement only applies to the Board of Commissioners or the Board of Directors with shares of at least 5% of the paid-up capital of a public company. In addition, every change in ownership of at least 0.5% of the paid-up shares must be reported. This policy has been adopted by the Company.

PELAKSANAAN TAHUN BUKU

Sepanjang tahun 2023, telah terjadi perubahan pada kepemilikan saham Direksi pada Perseroan. Sesuai ketentuan No. 11/POJK.04/2017, seluruhnya telah dilaporkan kepada OJK seperti rincian dalam tabel di bawah ini. Sedangkan kepemilikan akhirnya disampaikan pada bab "Profil Perusahaan" yang terdapat dalam Laporan Tahunan ini.

IMPLEMENTATION IN THE FISCAL YEAR

The Board of Directors' share ownership in the Company changed throughout 2023. In accordance with provisions No. 11/POJK.04/2017, all of which have been reported to the OJK as shown in the table below. Meanwhile, ownership is finally disclosed in the 'Company Profile' chapter of this Annual Report.

No.	Nama Name	Tanggal Lapor ke OJK Date of Reporting to OJK
1	Erwin Ciputra	21 September 2023 21 September 2023
		26 September 2023 26 September 2023
		20 Desember 2023 20 December 2023
2	Raymond Budhin	23 Agustus 2023 23 August 2023
		28 Agustus 2023 28 August 2023
		15 September 2023 15 September 2023
		19 September 2023 19 September 2023
		29 September 20233 29 September 20233
		12 Desember 2023 12 December 2023



SISTEM PELAPORAN PELANGGARAN
Whistleblowing System

Sistem pelaporan pelanggaran atau *Whistleblowing System* (WBS) merupakan saluran penyampaian informasi pelanggaran yang diberikan kepada pemangku kepentingan, baik internal maupun eksternal, untuk menyampaikan laporan kepada Chandra Asri Group. Penerapan WBS ini merupakan bagian penting dari upaya Perseroan menerapkan prinsip GCG serta menjaga integritas usaha yang dijalankan.

CARA DAN PROSEDUR PELAPORAN

Pengaduan pelanggaran yang terjadi dapat dilaporkan melalui *e-mail,* telepon, serta dapat juga dilaporkan secara langsung kepada pihak yang menangani pelaporan pelanggaran, yaitu HR *Services and Employee Relations Division.* Seluruh laporan yang masuk akan diverifikasi berdasarkan bukti terkait. Apabila benar terjadi pelanggaran, maka terlapor akan diberikan sanksi sesuai dengan beratnya pelanggaran.

Perseroan memberikan sanksi yang tegas dan konsisten atas pelanggaran yang terbukti dan ditangani melalui WBS. Dengan demikian, dapat memberikan efek jera bagi pelaku pelanggaran maupun pihak lain yang memiliki niat melakukan pelanggaran.

PENGELOLA PENGADUAN

Pengelola pengaduan di lingkungan Chandra Asri Group adalah Komite Whistleblower. Pengelola pengaduan ini ditetapkan sejak tanggal disetujuinya Kebijakan Penanganan Aduan, yaitu pada tanggal 13 Oktober 2023.

PERLINDUNGAN BAGI PELAPOR

Perseroan menjamin bahwa setiap pelapor mendapatkan hak perlindungan, terutama dalam bentuk kerahasiaan identitas dan dukungan moril lainnya. Namun demikian, hak perlindungan akan dicabut apabila terbukti pelapor memberikan laporan palsu.

HASIL DARI PENANGANAN PENGADUAN

Terdapat 3 (tiga) pelaporan yang diterima melalui *Whistleblower Channel*. Ketiga pelaporan tersebut telah ditelaah lebih lanjut oleh Tim investigasi dan dinyatakan bukan merupakan pengaduan/laporan yang memerlukan proses investigasi lebih lanjut.

The Whistleblowing System (WBS) is a channel for delivering information on violations to stakeholders, both internal and external, who then submit reports to the Chandra Asri Group. The implementation of the WBS is a crucial part of the Company's efforts to implement GCG principles as well as to maintain the integrity of the business being carried out.

REPORTING MECHANISM AND PROCEDURES

The report on violations that occurred may be sent via e-mail or telephone, and it can also be reported directly to the party that handles violation reporting, which is the HR Services & Employee Relations Division. The follow-up on the incoming reports will be verified based on relevant evidence. In the event that the violation is proven correct, punishment will be imposed on the reported party according to the degree of the violation.

The Company imposes firm and consistent sanctions for proven violations, which are handled through the WBS. Therefore, giving a deterrent effect to violators and other parties who have the intention of committing violations.

COMPLAINTS MANAGER

The Whistleblower Committee manages complaints within the Chandra Asri Group. This complaint manager was appointed as of 13 October 2023, the date the Complaint Handling Policy was approved.

PROTECTION FOR WHISTLEBLOWER

The Company guarantees that each whistleblower has the right to protection, including confidentiality of identity and other moral support. However, the right to protection will be revoked if it is proven to be a false report.

RESULT OF COMPLAINT HANDLING

There were three reports received through the Whistleblower Channel. These three reports were further reviewed by the investigation team and determined not to be complaints/reports requiring further investigation.

Uraian Description	2023
Laporan Diterima dan Diperiksa | Report Received and Examined	3
Laporan/Pengaduan Diinvestigasi | Report/Complaint Investigated	0
Kasus Pelanggaran Terkonfirmasi | Confirmed Violation Cases	0
Kasus Diselesaikan | Cases Solved	3

KEBIJAKAN ANTI KORUPSI DAN GRATIFIKASI

Anti-Corruption and Gratification Policy

Perilaku korupsi dan gratifikasi yang merupakan upaya memperoleh keuntungan untuk diri sendiri atau orang lain, tidak hanya merugikan Perseroan, tetapi juga para pemangku kepentingan lainnya serta masyarakat pada umumnya. Karena itu, Chandra Asri Group secara tegas menolak korupsi dan gratifikasi di lingkungan Perseroan.

Kebijakan tentang anti korupsi dan gratifikasi telah diatur dalam Kode Etik Perseroan dan diinternalisasikan dalam nilai perusahaan, yaitu iSTAR, khususnya nilai integritas dan akuntabilitas. Agar praktik bebas korupsi ini dapat berjalan secara konsisten, maka Perseroan melakukan sosialisasi secara berkala kepada karyawan, mitra usaha, dan pelanggan dalam berbagai kesempatan.

The corruption and gratification behavior, which is an effort to gain profit for oneself or others, is not only detrimental to the Company, but also to other stakeholders and society in general. Therefore, Chandra Asri Group firmly rejects corruption and gratification within the Company.

The policies on anti-corruption and gratuity have been regulated in the Company's Code of Conduct and are internalized in the corporate values, namely iSTAR, particularly the values of integrity and accountability. In order to ensure that a corruption-free practice can run consistently, the Company conducts periodic socialization with employees, business partners, and customers on various occasions.

PROGRAM DAN PROSEDUR MENGATASI PRAKTIK KORUPSI

Upaya untuk mengatasi potensi terjadinya praktik korupsi, terutama dilakukan melalui sosialisasi atau penyampaian informasi terkait dengan Kode Etik yang berlaku di Chandra Asri Group. Selain itu, Perseroan juga telah menyediakan sistem pengaduan seandainya ada dugaan praktik korupsi terjadi di lingkungan Perseroan.

Saluran pengaduan tersebut merupakan bagian dari *Whistleblowing System* atau sistem pengaduan pelanggaran yang dapat disampaikan melalui *e-mail.* Selain itu, informasi dapat juga dilaporkan secara langsung kepada pihak yang menangani pelaporan pelanggaran yaitu HR *Service & Employee Relations Division.*

PROGRAMS AND PROCEDURES TO ADDRESS CORRUPT PRACTICES

Efforts to address the potential for corrupt practices are mainly carried out through socialization or the delivery of information related to the Code of Conduct applicable in Chandra Asri Group. In addition, the Company has also provided a complaint system in the event of allegations of corrupt practices occurring within the Company.

The complaint channel is part of the Whistleblowing System or a violation complaint system that can be submitted via e-mail. In addition, information can also be reported directly to the party handling the reporting of violations, i.e., the HR Service & Employee Relations Divisions.

PELATIHAN/SOSIALISASI ANTI KORUPSI KEPADA KARYAWAN

Chandra Asri Group melakukan sosialisasi kebijakan anti korupsi secara berkala, bersamaan dengan sosialisasi Kode

ANTI-CORRUPTION TRAINING/ SOCIALIZATION TO EMPLOYEES

Chandra Asri Group regularly socializes anti-corruption policies as well as the Company's Code of Conduct.

Etik perusahaan. Saluran komunikasi dalam penyampaian kebijakan anti korupsi, antara lain: portal internal (intranet); materi orientasi pegawai baru dalam sesi *New Employee Onboarding Program* (NEOP); serta pertemuan dan diskusi langsung.

Communication channels for anti-corruption policy delivery include an internal portal (intranet), new employee orientation materials during the New Employee Onboarding Program (NEOP) session, and face-to-face meetings and discussions.

TATA KELOLA TEKNOLOGI INFORMASI
Information Technology Governance

GANGGUAN *CYBER SECURITY*

Chandra Asri Group menyadari bahwa ancaman keamanan di bidang Teknologi Informasi (TI) akan terus berkembang. Untuk itu, Perseroan telah mengaplikasikan perangkat keamanan jaringan yang terhubung kepada perusahaan keamanan siber dan menerapkan sistem keamanan berbasis *cloud* untuk semua komputer dalam lingkup Perseroan.

Selain itu, Perseroan juga telah memiliki antisipasi terhadap potensi terjadinya ancaman pada sistem TI. Saat ini, dalam pelaksanaannya, bekerja sama dengan perusahaan keamanan siber, yaitu DXC Technology, yang setiap waktu memantau aktivitas komunikasi data dan merespon saat terjadi serangan.

Upaya ini merupakan inisiatif yang dijalankan untuk mendukung keamanan data Perseroan termasuk, kegiatan operasional yang terhubung dengan sistem TI.

DISASTER MANAGEMENT RECOVERY

Chandra Asri Group telah mengantisipasi potensi terjadinya potensi bencana dengan memiliki *disaster management recovery.* Di antaranya, dengan menempatkan *server* teknologi informasi di *cloud.* Sistem ini memudahkan Perseroan menghadapi potensi terjadinya bencana. Seluruh kegiatan operasional yang dapat diakses melalui sistem digital akan tetap berjalan dengan baik.

Selain itu, seluruh dokumen Perseroan juga telah terdigitalisasi. Dengan begitu, setiap dokumen dapat diakses di mana pun dan kapan pun. Terutama dokumen yang bersifat pengetahuan umum atau *general knowledge.*

Semua ini dilakukan dalam rangka memitigasi potensi risiko yang dapat terjadi. Dari bencana alam hingga kebakaran.

CYBER SECURITY DISRUPTION

The Chandra Asri Group realizes that security threats in the Information Technology (IT) sector will continue to grow. As a consequence, the Company has implemented network security devices connected to cyber security companies, as well as a cloud-based security system for all computers within the Company.

Apart from that, the Company anticipates potential threats to its IT system. Currently, in its implementation, it collaborates with a cyber security company, DXC Technology, which constantly monitors data communication activities and responds when an attack occurs.

This effort is an initiative to support the Company's data security including operational activities related to IT systems.

DISASTER MANAGEMENT RECOVERY

Chandra Asri Group has anticipated potential disasters by implementing disaster management recovery. Among other things, by placing information technology servers in the cloud, it will be easier for the Company to deal with potential disasters. All operations that can be accessed through the digital system will continue to function normally.

Apart from that, all Company documents have been digitized. This allows every document to be accessed at any time and from any location. Especially documents containing general knowledge.

All of this is done to mitigate the potential risks that may arise, from natural disasters to fires.

SISTEM PELAPORAN

Secara organisasi, pengelolaan Teknologi Informasi (TI) berada di bawah Direktur Keuangan. Selain itu, Direksi juga memiliki *Steering Committee* di bidang Digital Transformation (DT), mengingat pelaksanaan DT mencakup banyak bagian. Dari bidang keuangan, penjualan, perawatan, operasional, dan lain-lain.

Chandra Asri Group telah memiliki mekanisme pelaporan di bidang DT. Setiap laporan akan masuk ke *Steering Committee* untuk dikaji (*review*), sebelum akhirnya diputuskan tindak lanjutnya oleh Direksi Perseroan, dalam hal ini Direktur Keuangan.

Laporan tersebut tidak hanya yang bersifat rencana pengembangan atau perubahan, melainkan juga terkait dengan peristiwa yang terkait dengan TI. Sebab di lingkungan pabrik, Perseroan juga sudah menerapkan digitalisasi, selain pada kegiatan operasional, seperti pengelolaan SDM.

REPORTING SYSTEM

The Director of Finance manages Information Technology (IT) on an organizational level. Apart from that, the Board of Directors has a Steering Committee in the field of Digital Transformation (DT), as the implementation of DT involves many components, including finance, sales, maintenance, operations, and other areas.

The Chandra Asri Group already has a reporting mechanism for the DT sector. Each report will be reviewed by the Steering Committee before the Company's Directors, specifically the Finance Director, decide on the next course of action.

These reports cover not only development and change plans but also IT-related events. In the plant environment, the Company has also implemented digitalization, aside from operational activities such as HR management.

PENERAPAN PEDOMAN TATA KELOLA PERUSAHAAN TERBUKA

Implementation of Governance Guidelines for Public Companies

Perseroan telah melaksanakan prinsip-prinsip serta rekomendasi dalam penerapan GCG seperti diatur dalam Surat Edaran OJK No. 32 tahun 2015. Rinciannya dijelaskan dalam tabel di bawah ini.

The Company has implemented the principles and recommendations in the implementation of GCG as regulated in OJK Circular Letter No. 32 of 2015. The details are described in the following table.

Prinsip Principle	Rekomendasi Recommendations		Pelaksanaan di Perusahaan Implementation in the Company
	No.	Perihal Subject	
Aspek 1: Hubungan Perusahaan Terbuka dengan Pemegang Saham Dalam Menjamin Hak-hak Pemegang Saham **Aspect 1: Relationship of Public Companies with Shareholders in Ensuring Shareholders' Rights**			
Prinsip 1: Meningkatkan Nilai Penyelenggaraan Rapat Umum Pemegang Saham (RUPS). Principle 1: Improving the Value of General Meeting of Shareholder (GMS) Implementation.	1.1	Perusahaan Terbuka memiliki cara atau prosedur teknis pengumpulan suara (*voting*) baik secara terbuka maupun tertutup yang mengedepankan independensi. Public Company has a method or voting procedure, both in an open or closed system, that prioritizes independence.	Sudah Terpenuhi Complied
	1.2	Seluruh anggota Direksi dan anggota Dewan Komisaris Perusahaan Terbuka hadir dalam RUPS Tahunan. All members of the Board of Directors and Board of Commissioners are present at the Annual GMS.	Kehadiran anggota Direksi dan Dewan Komisaris tidak seluruhnya secara fisik, karena ada juga yang melalui perangkat *online*. The attendance of members of the Board of Directors and Board Commissioners is not entirely physical, there are also those through the device online.
	1.3	1.3 Ringkasan risalah RUPS tersedia dalam Situs Web Perusahaan Terbuka paling sedikit selama 1 (satu) tahun. The summary of the minutes of the GMS is available on the Public Company's website for at least one year.	Ringkasan hasil pelaksanaan RUPS telah dimuat dalam situs web Perseroan terkait Hubungan Investor. The summary of the GMS implementation resolutions has been published on the Company's website regarding Investor Relations.
Prinsip 2: Meningkatkan Kualitas Komunikasi Perusahaan Terbuka dengan Pemegang Saham atau Investor. Principle 2: Improving the Quality of the Public Company's Communication with Shareholders or Investors.	2.1	Perusahaan Terbuka memiliki suatu kebijakan komunikasi pemegang saham atau investor. The Public Company has a communication policy with shareholders or investors.	Kebijakan komunikasi dengan Pemegang Saham atau investor tidak diatur secara khusus di Perseroan. Namun, Perseroan senantiasa mengimplementasikan kegiatan komunikasi kepada publik sebagaimana diatur, serta tidak terbatas, pada Peraturan Otoritas Jasa Keuangan No. 31/POJK.04/2015 tentang Keterbukaan atas Informasi atau Fakta Material oleh Emiten atau Perusahaan Publik. Company communication policies with shareholders or investors are not specifically regulated. However, the Company always implements communication activities to the public as required by regulation, including but not limited to Service Authority Regulation Finance No. 31/POJK.04/2015 concerning Disclosure of Material Information or Facts by Issuers or Public Companies.
	2.2	Perusahaan Terbuka mengungkapkan kebijakan komunikasi Perusahaan Terbuka dengan pemegang saham atau investor dalam situs web. The Public Company discloses the communication policy of the Public Company with shareholders or investors on the website.	Perseroan tidak memiliki kebijakan khusus terkait komunikasi dengan Pemegang Saham atau investor dalam situs web. Namun, penerapan peraturan regulator telah dijelaskan pada informasi terkait Sekretaris Perusahaan serta telah dimuat dalam Laporan Tahunan yang diunggah dalam situs web Perseroan. The Company does not have a specific policy regarding communication with Shareholders or investors on the website. However, the implementation of regulatory regulations has been discussed in information related to the Corporate Secretary and has been included in the Annual Report uploaded on the Company's website.

Prinsip Principle	Rekomendasi Recommendations		Pelaksanaan di Perusahaan Implementation in the Company
	No.	Perihal Subject	
Aspek 2: Fungsi dan Peran Dewan Komisaris **Aspect 2: Functions and Roles of the Board of Commissioners**			
Prinsip 3: Memperkuat Keanggotaan dan Komposisi Dewan Komisaris. Principle 3: Strengthening the Membership and Composition of the Board of Commissioners.	3.1	Penentuan jumlah anggota Dewan Komisaris mempertimbangkan kondisi Perusahaan Terbuka. Determination of the number of members of the Board of Commissioners, taking into account the condition of the Public Company.	Jumlah Dewan Komisaris sebanyak 15 orang telah disesuaikan dengan perkembangan usaha Perseroan sampai dengan saat ini. The total number of members on the Board of Commissioners is 15. This figure has been adjusted to reflect the Company's current business progress.
	3.2	Penentuan komposisi anggota Dewan Komisaris memperhatikan keberagaman keahlian, pengetahuan, dan pengalaman yang dibutuhkan. The determination of the membership composition of the Board of Commissioners takes into account the diversity of the required expertise, knowledge, and experience.	Masing-masing anggota Dewan Komisaris memiliki latar belakang pendidikan dan pengalaman yang berbeda-beda, sesuai dengan tugas dan tanggung jawab yang diemban. Each member of the Board of Commissioners has a different background of education and experience, in line with their respective duties and responsibilities.
Prinsip 4: Meningkatkan kualitas Pelaksanaan Tugas dan Tanggung Jawab Dewan Komisaris. Principle 4: Improving the quality of the Implementation of the duties and responsibilities of the Board of Commissioners.	4.1	Dewan Komisaris mempunyai kebijakan penilaian sendiri (*self-assessment*) untuk menilai kinerja Dewan Komisaris. The Board of Commissioners has a self-assessment policy to assess the performance of the Board of Commissioners.	Kebijakan penilaian sendiri bagi Dewan Komisaris diatur dalam Pedoman dan Kode Etik Direksi dan Dewan Komisaris. The Board of Commissioners' self-assessment policy is regulated in the Board of Commissioners' and Board of Directors' Guidelines and Code of Conduct.
	4.2	Kebijakan penilaian sendiri (*self-assessment*) untuk menilai kinerja Dewan Komisaris, diungkapkan melalui Laporan Tahunan Perusahaan Terbuka. The self-assessment policy to assess the performance of the Board of Commissioners, disclosed through the Annual Report of the Public Company.	Penerapan kebijakan penilaian kinerja Dewan Komisaris secara mandiri telah disampaikan dalam Laporan Tahunan ini pada bab Tata Kelola Perusahaan. The implementation of the Board of Commissioners' self-assessment policy on its performance has been presented in this Annual Report in the Corporate Governance chapter.
	4.3	Dewan Komisaris mempunyai kebijakan terkait pengunduran diri anggota Dewan Komisaris apabila terlibat dalam kejahatan keuangan. The Board of Commissioners has a policy related to the resignation of members of the Board of Commissioners if they are involved in financial crimes.	Belum terdapat kebijakan yang secara spesifik mengatur pengunduran diri anggota Dewan Komisaris apabila terlibat kejahatan keuangan. Namun, Perseroan memiliki kebijakan terkait pengunduran diri dan pemberhentian Dewan Komisaris apabila melanggar ketentuan jabatan. There is no specific policy regulating the Board of Commissioners members' resignation if involved in financial crimes. However, the Company has a policy related to the Board of commissioners' resignation and dismissal for violating the position rules.
	4.4	Dewan Komisaris atau Komite yang menjalankan fungsi Nominasi dan Remunerasi menyusun kebijakan suksesi dalam proses Nominasi anggota Direksi. The Board of Commissioners or the Committee performing the Nomination and Remuneration functions shall establish a succession policy in the process of Nominating members of the Board of Directors.	Perseroan belum memiliki kebijakan khusus tentang suksesi Direksi sebab proses nominasi anggota Direksi dilakukan oleh Pemegang Saham untuk mendapatkan persetujuan dalam RUPS. The Company has not had a specific policy related to the Board of Directors succession as the Board of Directors nomination process is carried out by the Shareholders for approval in the GMS.

Prinsip Principle	Rekomendasi Recommendations No.	Perihal Subject	Pelaksanaan di Perusahaan Implementation in the Company
Aspek 3: Fungsi dan Peran Direksi **Aspect 3: Functions and Roles of the Board of Directors**			
Prinsip 5: Memperkuat Keanggotaan dan Komposisi Direksi. Principle 5: Strengthening the Membership and Composition of the Board of Directors.	5.1	Penentuan jumlah anggota Direksi mempertimbangkan kondisi Perusahaan Terbuka serta efektivitas dalam pengambilan keputusan. The determination of the number of members of the Board of Directors takes into account the conditions of the Public Company and the effectiveness of decision-making.	Jumlah Direksi sebanyak 15 orang telah disesuaikan dengan perkembangan usaha Perseroan sampai dengan saat ini. The total number of members on the Board of Directors is 15. This figure has been adjusted to reflect the Company's current business progress.
	5.2	Penentuan komposisi anggota Direksi memperhatikan, keberagaman keahlian, pengetahuan, dan pengalaman yang dibutuhkan. The determination of the composition of the members of the Board of Directors takes into account the diversity of the required skills, knowledge, and experience.	Masing-masing anggota Direksi memiliki latar belakang pendidikan dan pengalaman yang berbeda-beda, sesuai dengan tugas dan tanggung jawab yang diemban. Each member of the Board of Directors has a different background of education and experience, in line with their respective duties and responsibilities.
	5.3	Anggota Direksi yang membawahi bidang akuntansi atau keuangan memiliki keahlian dan/atau pengetahuan di bidang akuntansi. Members of the Board of Directors in charge of accounting or finance have expertise and/or knowledge of accounting.	Direktur Keuangan memiliki pengetahuan dan pengalaman di bidang keuangan, serta memiliki pengalaman yang ekstensif dalam menangani keuangan di berbagai perusahaan. The Finance Director has knowledge and experience in the financial sector and extensive experience managing finance for a variety of companies.
Prinsip 6: Meningkatkan Kualitas Pelaksanaan Tugas dan Tanggung Jawab Direksi. Principle 6: Improving the quality of Implementation of Duties and Responsibilities of the Board of Directors.	6.1	Direksi mempunyai kebijakan penilaian sendiri (*self-assessment*) untuk menilai kinerja Direksi. The Board of Directors has a self-assessment policy to assess its performance.	Direksi belum memiliki kebijakan penilaian kinerja sendiri sebab proses tersebut masih menjadi tugas dan tanggung jawab Dewan Komisaris. The Board of Directors does not have a self-assessment policy, as the process is still part of the Board of Commissioners' duty and responsibility.
	6.2	Kebijakan penilaian sendiri (*self-assessment*) untuk menilai kinerja Direksi diungkapkan melalui laporan tahunan Perusahaan Terbuka. The self-assessment policy to assess the performance of the Board of Directors is disclosed in the annual report of the Public Company.	Meskipun belum memiliki kebijakan penilaian kinerja sendiri, namun Laporan Tahunan ini telah memuat penilaian kinerja Direksi yang dilakukan oleh Dewan Komisaris. Although the self-assessment policy to assess its performance is unavailable, this Annual Report has disclosed the Board of Directors' performance assessment conducted by the Board of Commissioners.
	6.3	Direksi mempunyai kebijakan terkait pengunduran diri anggota Direksi apabila terlibat dalam kejahatan keuangan. The Board of Directors has a policy related to the resignation of members of the Board of Directors if they are involved in a financial crime.	Belum terdapat kebijakan yang secara spesifik mengatur pengunduran diri anggota Direksi apabila terlibat kejahatan keuangan. Namun, Perseroan memiliki kebijakan terkait pengunduran diri dan pemberhentian Direksi apabila melanggar ketentuan jabatan. There is no specific policy regulating the Board of Directors member resignation policy if involved in financial crimes. However, the Company has a policy related to Board of Directors resignation and dismissal for violating the position rules.

Prinsip Principle	Rekomendasi Recommendations		Pelaksanaan di Perusahaan Implementation in the Company
	No.	Perihal Subject	
Aspek 4: Partisipasi Pemangku Kepentingan **Aspect 4: Participation of Stakeholders**			
Prinsip 7: Meningkatkan Aspek Tata Kelola Perusahaan melalui Partisipasi Pemangku Kepentingan. Principle 7: Improving the Aspect of Corporate Governance through Stakeholder Participation.	7.1	Perusahaan Terbuka memiliki kebijakan untuk mencegah terjadinya *insider trading*. The Public Company establishes a policy to prevent the occurrence of insider trading.	Kebijakan pencegahan insider trading belum diatur secara spesifik di Perseroan. Namun, Perseroan mengadopsi sepenuhnya peraturan regulator terkait hal tersebut. The Company's insider trading prevention policy has not been specifically regulated. However, the Company fully adopts the prevailing regulations with regard to this issue.
	7.2	Perusahaan Terbuka memiliki kebijakan anti korupsi dan anti *fraud*. The Public Company establishes anti-corruption and anti-fraud policies.	Perseroan sedang mempertimbangkan untuk menyusun kebijakan khusus terkait korupsi dan *anti fraud*. Namun demikian, Perseroan memiliki Nilai-Nilai Perusahaan dan Kode Etik yang mengatur perilaku setiap insan Perseroan agar bertindak profesional, jujur dan etis dalam semua aspek bisnis. The Company is considering drafting specific policies related to corruption and anti-fraud. However, the Company has Corporate Values and Code of Conducts that govern the behavior of every employee and require them to act professionally, honestly, and ethically in all business aspects.
	7.3	Perusahaan Terbuka memiliki kebijakan tentang seleksi dan peningkatan kemampuan pemasok atau vendor. The Public Company establishes a policy on the selection and capability improvement of suppliers or vendors.	Perseroan saat ini sudah memiliki kebijakan tentang seleksi pemasok atau vendor, termasuk peningkatan kemampuan pemasok atau vendor melalui proses evaluasi kinerja. The Company already has vendor or supplier selection policies in place, including capacity development through the performance evaluation process.
	7.4	Perusahaan Terbuka memiliki kebijakan tentang pemenuhan hak-hak kreditur. The Public Company establishes a policy on the fulfillment of creditor rights.	Secara bertanggung jawab, Perseroan melaksanakan dan memenuhi ketentuan yang diatur dalam setiap pemberian kredit oleh kreditur. In a responsible manner, the Company implements and fulfills the provisions stipulated in each credit grant by the creditor.
	7.5	Perusahaan Terbuka memiliki kebijakan sistem *whistleblowing*. The Public Company establishes a policy on the whistleblowing system.	Perseroan telah memiliki *whistleblowing system*. The Company already has a whistleblowing system.
	7.6	Perusahaan Terbuka memiliki kebijakan pemberian insentif jangka panjang kepada Direksi dan karyawan. The Public Company establishes a policy on the provision of long-term incentives to the Board of Directors and employees.	Perseroan masih mempertimbangkan pemberian insentif jangka panjang bagi Direksi dan karyawan. The Company is still considering providing long-term incentives to the Board of Directors and employees.

Prinsip Principle	Rekomendasi Recommendations No.	Perihal Subject	Pelaksanaan di Perusahaan Implementation in the Company
Aspek 5: Keterbukaan Informasi **Aspect 5: Disclosure of Information**			
Prinsip 8: Meningkatkan Pelaksanaan Keterbukaan Informasi. Principle 8: Improving the Implementation of Disclosure of Information.	8.1	Perusahaan Terbuka memanfaatkan penggunaan teknologi informasi secara lebih luas selain Situs Web sebagai media keterbukaan informasi. The Public Company utilizes information technology in addition to the website as a medium for disclosing information.	Selain situs web, keterbukaan informasi Perseroan juga dilaksanakan melalui kanal sosial media, seperti Instagram, Facebook, LinkedIn, Youtube, dan Twitter. In addition to its website, the Company's information disclosure is also carried out through social media channels, such as Instagram, Facebook, LinkedIn, Youtube, and Twitter.
	8.2	Laporan Tahunan Perusahaan Terbuka mengungkapkan pemilik manfaat akhir dalam kepemilikan saham Perusahaan Terbuka paling sedikit 5% (lima persen), selain pengungkapan pemilik manfaat akhir dalam kepemilikan saham Perusahaan Terbuka melalui pemegang saham utama dan pengendali. The Annual Report of the Public Company discloses the ultimate beneficiaries in the Public Company's share ownership of at least 5% (five percent), in addition to the disclosure of the ultimate beneficiaries in the Public Company's share ownership through the major and controlling shareholders.	Pemilik manfaat akhir dalam struktur kepemilikan saham Perseroan telah diungkapkan dalam bab Profil Perusahaan dalam Laporan Tahunan ini. The ultimate beneficial owner in the structure of share ownership of the Company has been disclosed in the Company Profile chapter of this Annual Report.

Chandra Asri



06

SUMBER DAYA MANUSIA

Human Resources



PENGELOLAAN SUMBER DAYA MANUSIA

Management of Human Resources

Pengelolaan Sumber Daya Manusia (SDM) di lingkungan PT Chandra Asri Pacific Tbk ("Chandra Asri Group", "Perseroan") dilakukan secara sistematis, yang dimulai sejak rekrutmen hingga pengembangan karier. Inisiatif ini merupakan upaya Chandra Asri Group untuk memiliki SDM unggul yang menjadi bagian dari perkembangan organisasi untuk menuju ke arah yang lebih baik.

Human Resources (HR) management at PT Chandra Asri Pacific Tbk ("Chandra Asri Group", "Company") is carried out systematically, from recruitment to career development. This initiative is Chandra Asri Group's effort to have excellent human resources as part of the organization's development to a better direction.



PT Chandra Asri Pacific Tbk

Bagi Chandra Asri Group, SDM merupakan aset yang sangat penting dalam mendukung kinerja Perseroan, baik dalam jangka pendek maupun panjang. SDM yang unggul juga akan terlibat secara aktif dalam mewujudkan visi dan misi Perseroan.

Human resources are an essential asset for Chandra Asri Group in supporting the Company's performance, both in the short and long term. Excellent human resources will also be actively involved in realizing the Company's vision and mission.

Dalam rangka mewujudkan SDM yang unggul tersebut, Chandra Asri Group senantiasa mengutamakan pelatihan dan pengembangan kompetensi bagi karyawan dengan mengacu pada "*Competency Framework*". Kerangka pengembangan tersebut mencakup kompetensi teknikal maupun non-teknikal, termasuk sistem pembelajaran sebagai panduan pengembangan kompetensi SDM.

In order to achieve excellent human resources, Chandra Asri Group always prioritizes employee training and competency development using the "Competency Framework". The development framework includes both technical and non-technical competencies, as well as learning system as a guide in human resources competencies development.



Pada prinsipnya, pengembangan SDM yang diterapkan Perseroan berbasis pada kompetensi yang terdiri dari kompetensi inti (*core*), kepemimpinan (*leadership*), fungsional/teknikal (*functional/technical*), *job family*, serta program untuk *wellbeing*. Chandra Asri Group juga mendesain pendidikan dan pelatihan sesuai kebutuhan karyawan agar tepat sasaran. Hal ini dilakukan agar kegiatan tersebut mendukung rencana kerja Perseroan secara keseluruhan.

In principle, the Company's HR development is implemented based on competencies, consisting of core competencies, leadership, functional/technical, job family, and wellbeing programs. Chandra Asri Group also designs education and training programs based on employee needs, ensuring that they are effective. This is to ensure that these activities support the Company's overall work plan.

Program-program yang dilakukan pada dasarnya untuk menutup kesenjangan kompetensi yang ada dalam suatu kelompok karyawan maupun individu berdasarkan hasil peninjauan. Selain itu, terdapat juga program pengembangan yang disesuaikan dengan arahan dan kebutuhan Perseroan dalam rangka mendukung pencapaian target jangka panjang Chandra Asri Group. Kegiatan pelatihan dan pengembangan kompetensi direalisasikan melalui pertemuan, baik secara tatap muka *(offline*) maupun daring (*online*).

The implemented programs are primarily intended to close existing competency gaps within a group of employees or individuals based on review results. Apart from that, there are also development programs tailored to the Company's direction and needs which aligns with Chandra Asri Group's long-term goals. Training and competency development activities are conducted through meetings, both face-to-face (offline) as well as online.

Chandra Asri Group berpegang pada prinsip bahwa kegiatan usaha harus tumbuh dan berkembang bersama SDM. Komitmen ini diwujudkan melalui *Employee Value Proposition* (EVP); nilai yang ditawarkan oleh Perseroan kepada karyawan dan calon karyawan terkait pengembangan diri, kultur, penghargaan, pengakuan (*recognition*), dan apresiasi yang membedakan Perseroan dengan perusahaan lainnya.

Chandra Asri Group believes that business activities should grow and develop alongside human resources. This commitment is realized through the Company's Employee Value Proposition (EVP), which is the value it provides to employees and prospective employees in terms of self-development, culture, rewards, recognition, and appreciation that sets it apart from other companies.

EVP hadir untuk menegaskan komitmen Perseroan yang memosisikan karyawan sebagai investasi terbaik. Pada akhirnya, hal ini diharapkan dapat meningkatkan keunggulan kompetitif Perseroan di lingkungan industri yang terus berkembang pesat.

The EVP serves to emphasize the Company's commitment to positioning employees as the best investment. Ultimately, this is expected to strengthen the Company's competitive advantage in a rapidly developing industrial environment.

PRINSIP PENGELOLAAN SUMBER DAYA MANUSIA

Human Resources Management Principles

Pengelolaan SDM di lingkungan Chandra Asri Group mengacu pada prinsip-prinsip yang diuraikan melalui tabel di bawah ini.

Human resources management at Chandra Asri Group follows the principles outlined in the table below.

No.	Prinsip Principle	Realisasi Realization
1	Perencanaan SDM yang Terarah dan Terkendali Focused and Controlled HR Planning	Perencanaan kuantitas dan kualitas SDM, serta penetapan tugas dan tanggung jawab masing-masing jabatan disesuaikan dengan kebutuhan masing-masing unit kerja yang ada saat ini serta pengembangan usaha yang dilakukan Perseroan. Human resources quantity and quality planning, as well as the assignment of duties and responsibilities for each position, are adjusted to the needs of each existing work unit and business development carried out by the Company.
2	Rekrutmen yang Adil dan Setara Fair and Equal HR Recruitment	Perseroan memiliki komitmen bahwa setiap karyawan direkrut sesuai dengan pengetahuan, kemampuan, dan keterampilannya dalam memenuhi tugas dan tanggung jawabnya. Karena itu, tidak ada tindakan diskriminasi dalam rekrutmen SDM Perseroan, baik terhadap jenis kelamin, suku, agama, ras, maupun golongan politik. The Company is committed to hiring employees based on their knowledge, abilities, and skills in carrying out their duties and responsibilities. Therefore, there is no act of discrimination in the Company's human resources recruitment, be it gender, ethnicity, religion, race, or political groups.
3	Pengembangan Kompetensi dan Pengembangan Karier yang Sesuai Competence Development and Appropriate Career Development	Setiap karyawan berhak mendapatkan pendidikan dan pelatihan yang diperlukan dalam berkarier di Perseroan. Hal ini merupakan bentuk dukungan Perseroan bagi karyawan dalam mencapai target individu yang ditetapkan sehingga dapat terus mengembangkan kariernya di Perseroan sesuai dengan peningkatan kompetensi yang dimiliki. Every employee has the right to receive the necessary education and training programs while working in the Company. This is a way for the Company to support employees in achieving the individual targets set so that they can continue to develop their careers in the Company based on their competency improvements.
4	Penilaian Kinerja yang Jujur dan Adil Honest and Fair Performance Assessment	Evaluasi kinerja oleh atasan langsung dilakukan secara wajar, jujur, dan adil. Setiap orang dinilai berdasarkan kompetensi, kinerja, dan akuntabilitas masing-masing. Performance evaluation by a direct supervisor is carried out properly, honestly, and fairly. Everyone is evaluated based on their competence, performance, and accountability.
5	Pemenuhan Kesejahteraan Ekonomi dan Sosial Fulfillment of Economic and Social Welfare	Wujud penghargaan Perseroan terhadap setiap usaha karyawan, terutama diwujudkan dalam bentuk pemberian remunerasi yang layak serta sesuai dengan standar remunerasi industri terkait dan peraturan perundang-undangan di bidang ketenagakerjaan. Perseroan juga menghargai kebebasan berserikat dan berkumpul untuk menyampaikan aspirasi kepada Manajemen. The Company's appreciation for employees' efforts is mainly manifested in the form of providing appropriate remuneration in accordance with relevant industry remuneration standards and applicable labor law and regulations. the Company also respects the freedom to associate and assemble in order to convey aspirations to Management.

STRUKTUR PENGELOLAAN SUMBER DAYA MANUSIA

Human Resources Management Structure

Dalam organisasi Chandra Asri Group, pengelolaan SDM dijalankan oleh Direktorat Human Resources (HR) yang dipimpin oleh Direktur SDM & Urusan Korporat. Direktorat ini membawahi 2 (dua) General Manager (GM): GM HR Employee Relations dan GM HR Strategy.

Divisi HR Employee Relations merupakan bagian personalia dan hubungan industrial. Sedangkan HR Strategy bertanggung jawab untuk proses rekrutmen, pelatihan, manajemen talenta, kompensasi, dan proses evaluasi kinerja karyawan.

Perseroan juga telah menunjuk HR Business Partner (HRBP) yang berada di kantor pusat maupun di pabrik Perseroan untuk menyelaraskan kebutuhan bisnis dengan pekerja dan lini manajemen dari unit-unit bisnis. HRBP juga memiliki tugas untuk memformulasikan kemitraan dengan seluruh fungsi HR dalam rangka melayani serta memberikan nilai tambah kepada manajemen dan pekerja, sekaligus menjawab kebutuhan bisnis dan organisasi.

In Chandra Asri Group's organization, HR management is carried out by the Human Resources (HR) Directorate, led by the Director of HR & Corporate Affairs. This directorate oversees 2 (two) General Managers (GMs): GM HR Employee Relations and GM HR Strategy.

HR Employee Relations Division manages the personnel and industrial relations, while HR Strategy Division is responsible for the processes of recruitment, training, talent management, compensation, and employee performance evaluation.

The Company has also appointed HR Business Partners (HRBP) at its head office and plants to align business needs with employees and management lines of business units. HRBP is also responsible for formulating partnership with all HR functions in order to serve and add value to Management and employees while responding to business and organizational needs.

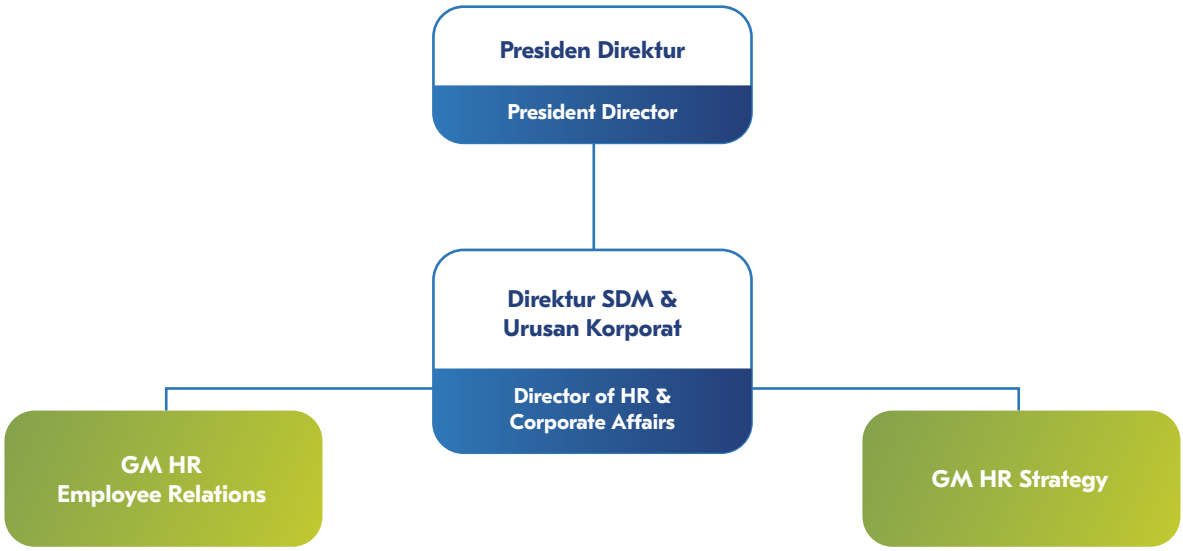

REKRUTMEN SUMBER DAYA MANUSIA
Human Resources Recruitment

Chandra Asri Group memastikan tidak ada diskriminasi dalam proses rekrutmen. Perseroan tidak memandang perbedaan jenis kelamin, suku, agama, ras, maupun golongan politik. Pada tahun buku 2023, Perseroan telah merekrut 172 karyawan baru.

Kegiatan rekrutmen SDM tersebut, sesuai dengan ketentuan yang berlaku di Perseroan, diawali oleh kajian berkala tentang kebutuhan SDM pada unit-unit organisasi. Dari hasil kajian tersebut, jika ternyata ada kebutuhan penambahan SDM, selanjutnya direalisasikan oleh Divisi Human Resources.

Pola rekrutmen dilakukan melalui 2 (dua) pendekatan. Pertama, rekrutmen internal untuk membuka kesempatan dan memfasilitasi pengembangan karier karyawan. Kedua, rekrutmen eksternal. Rekrutmen eksternal umumnya turut melibatkan perangkat daerah, yakni kerja sama dengan Dinas Tenaga Kerja Pemda untuk mendapatkan tenaga kerja lokal. Selain itu, diadakan pula rekrutmen secara terbuka melalui iklan lowongan kerja yang menggunakan beragam saluran komunikasi seperti: *website* Perseroan, LinkedIn, JobStreet, referensi internal, serta lembaga penyedia tenaga kerja lainnya.

Selanjutnya, kandidat yang masuk daftar calon karyawan akan melalui proses seleksi. Dalam proses ini, perhatian utama Perseroan adalah kesesuaian kebutuhan organisasi dengan keterampilan, kemampuan serta pengalaman calon karyawan untuk melaksanakan tugas sesuai dengan tuntutan pekerjaan.

Chandra Asri Group ensures that there is no discrimination during the recruitment process. The Company does not discriminate based on gender, ethnicity, religion, race, or affiliation with any political party. In the fiscal year 2023, the Company hired 172 new employees.

These HR recruitment activities, in accordance with the Company's policies, begin with a periodic review of HR needs in organizational units. If the review results indicate a need for additional human resources, the Human Resources Division will actualize it.

The pattern of recruitment is carried out through 2 (two) approaches. First, internal recruitment to open opportunities and facilitate employees' career development. Second, external recruitment. External recruitment generally involves local officials, through the collaboration with the Regional Government Manpower Department to hire local workers. In addition, open recruitment is conducted through job vacancy advertisements on various communication channels, such as the Company's website, LinkedIn, JobStreet, internal references, and other employment-related institutions.

Subsequently, candidates on the potential employees list will go through a selection process. In this process, the Company's primary concern is the suitability of the organization's needs with the skills, abilities, and experience of the prospective employees to perform tasks in accordance with the job demands.

PROFIL SUMBER DAYA MANUSIA
Human Resources Profile

Hingga akhir tahun buku 2023, jumlah karyawan Chandra Asri Group mencapai 2.013 orang. Jumlah ini lebih banyak 0,60% dari tahun 2022 sebanyak 2.001 orang. Perubahan kuantitas karyawan itu disesuaikan dengan kebutuhan Perseroan tahun 2023.

Informasi selengkapnya terkait komposisi SDM Perseroan diuraikan secara lengkap pada bab "Profil Perusahaan" yang terdapat dalam Laporan Tahunan ini.

Until the end of the fiscal year 2023, Chandra Asri Group's employees reached 2,013 people. This figure is 0.60% higher compared to 2,001 people in 2022. The change in the number of employees has been adjusted to the needs of the Company in 2023.

Complete information regarding the composition of the Company's HR is described in full in the "Company Profile" chapter contained in this Annual Report.

TINGKAT *TURNOVER* KARYAWAN
Employee Turnover Rate

Pada tahun 2023, tingkat *turnover* karyawan Perseroan sebesar 4,82%, lebih tinggi dibandingkan tahun 2022, yaitu 3,85%. Perubahan itu terjadi karena ada karyawan yang pindah ke industri lain termasuk ke kawasan lain, melanjutkan sekolah ke jenjang yang lebih tinggi, serta alasan pribadi lainnya.

In 2023, the Company's employee turnover rate was 4.82%, higher compared to 2022, which was 3.85%. This change occurred as a result of employees moving to other industries, including other regions, pursuing a higher education, and for other personal reasons.

Tingkat *Turnover*
Turnover Rate

Uraian Description	Satuan Unit	2023	2022	2021
Tenaga Kerja Baru New Employee	Orang People	172	179	40
Jumlah Karyawan Mengundurkan Diri Number of Employee Resigning	Orang People	97	77	49
Jumlah Karyawan Total Employees	Orang People	2.013	2.001	1.987
Tingkat *Turnover* Turnover Rate	%	4,82	3,85	2,47

Sebagai upaya meminimalisir tingkat *turnover*, Perseroan menerapkan sejumlah inisiatif. Di antaranya, kebijakan promosi/progresi karier, program *First Home Ownership Program* (FHOP), dan program suksesi yang jelas. Seiring dengan perkembangan bisnis perusahaan yang semakin meluas, tersedia pula peluang bagi karyawan Perseroan untuk berkarir di lini bisnis lain (*talent mobility*).

In order to reduce turnover rates, the Company has implemented a number of initiatives. These include promotion/ progression policies, First Home Ownership Program (FHOP), and clear succession programs. As the Company's business development continues to expand, new opportunities are also available for the Company's employees to pursue careers in other business lines (talent mobility).

PELATIHAN DAN PENGEMBANGAN KOMPETENSI SUMBER DAYA MANUSIA
Human Resources Management
Competence Training and Development

Sepanjang tahun 2023, Chandra Asri Group telah merealisasikan program pengembangan kompetensi yang mengacu pada *Annual Learning & Development Plan* (ALDP) di setiap organisasi Perseroan. ALDP tersebut telah ditinjau pada akhir tahun 2022 di lingkungan organisasi, yang kemudian direalisasikan pada tahun 2023.

Throughout 2023, Chandra Asri Group has implemented a competency development program based on the Annual Learning & Development Plan (ALDP) in each organizational function within the Company. The ALDP was reviewed within the organization at the end of 2022, and it was then realized in 2023.

Metode yang diterapkan dalam pengembangan kompetensi tersebut bervariasi, salah satunya adalah pendekatan 70:20:10 dengan prinsip 70 berfokus pada pembelajaran langsung atau *on the job training*, prinsip 20 menekankan pada *coaching/mentoring*, sedangkan prinsip 10 adalah pelatihan di kelas atau pembelajaran mandiri.

Untuk mendukung komitmen pengembangan SDM berkualitas, Perseroan mengalokasikan anggaran sekitar US$575.000. Anggaran disusun dengan memperhatikan prioritas dalam kebutuhan pengembangan (*training*). Rincian pelaksanaan pengembangan kompetensi karyawan diuraikan pada bab "Profil Perusahaan" yang terdapat dalam Laporan Tahunan ini.

The methods implemented to develop these competencies vary, including the 70:20:10 approach, in which the 70 principle focuses on direct learning or on-the-job training, 20 principle emphasizes coaching and mentoring, while 10 principle emphasizes in-class training or independent learning.

To support its commitment to developing quality human resources, the Company allocated a budget of approximately US$575,000. The budget is prepared by taking into account priorities in training. The "Company Profile" chapter of this Annual Report contains futher details on how employee competency development was implemented.

MANAJEMEN KINERJA SUMBER DAYA MANUSIA

Human Resources Performance Management

Sebagai upaya untuk memastikan bahwa setiap SDM melaksanakan pekerjaannya secara konsisten serta sesuai tugas dan fungsi utamanya, Perseroan memiliki alat ukur yaitu Manajemen Kinerja SDM. Manajemen Kinerja tersebut berbasis pada pencapaian *Key Performance Indicator* (KPI) dan nilai iSTAR.

Penetapan KPI dilakukan secara terstruktur, yang diturunkan mulai dari KPI Korporat, Direktorat, Divisi, Departemen, dan Seksi, serta mulai dari individu di tingkat manajer hingga staf. Perseroan juga telah menyusun "KPI Library" berdasarkan proses kerja di masing-masing area untuk memastikan kualitas dan standar kinerja yang lebih tepat sasaran.

Selain itu, Perseroan menggunakan iSTAR yang merupakan "Nilai Perseroan" untuk menjadi acuan perilaku karyawan dalam bekerja. Penilaian pada iSTAR dilakukan dengan metode 360 derajat, bukan hanya dari atasan, juga dari rekan kerja dan bawahan (jika ada).

Hasil penilaian terhadap pencapaian KPI dan nilai iSTAR menjadi dasar pemberian umpan balik dan pembinaan rutin karyawan untuk meningkatkan produktivitas. Hasil penilaian tersebut juga digunakan sebagai salah satu dasar pemberian penghargaan dan kompensasi serta pengembangan karier.

As an effort to ensure that each HR carries out work consistently and according to their main duties and functions, the Company has a measurement tool, which is the HR Performance Management. This Performance Management is based on the achievement of Key Performance Indicators (KPI) and iSTAR value.

KPI setting is determined in a structured manner, cascaded from Corporate KPIs, Directorates, Divisions, Departments, to Sections, and applied to individuals from the managerial level to staff. The Company has also developed a KPI library based on work processes in each area to ensure a better targeted quality and performance standards.

Furthermore, the Company uses iSTAR, which is the "Company Values," as a reference for employees' behavior at work. The iSTAR assessment is conducted using a 360-degree method, which includes feedback from superiors, colleagues, and subordinates (if any).

The result from the evaluation of KPIs and iSTAR value achievement becomes the basis for providing regular feedback and coaching to employees in order to increase productivity. The assessment results are also used to determine awarding and compensation, as well as career development.

PENGHARGAAN DAN KOMPENSASI
Rewards and Recognition

Chandra Asri Group telah memiliki mekanisme dalam memberikan penghargaan dan kompensasi kepada karyawan berdasarkan hasil penilaian yang adil dan transparan. Inisiatif tersebut bertujuan untuk meningkatkan motivasi dan loyalitas karyawan. Program tersebut terbagi menjadi *reward monetary* dan *non-monetary*, serta kombinasi dari keduanya. Sementara kompensasi diberikan dalam bentuk kenaikan gaji atau bonus kinerja.

Perseroan menjaga agar tingkat kesesuaian penghargaan dan kompensasi tetap menarik dengan cara melakukan perbandingan (*benchmarking*) secara berkala di lingkungan industri kimia dan infrastruktur. Beberapa unsur yang menjadi pertimbangan dalam perbandingan tersebut, antara lain persyaratan, jenis, dan besaran kompensasi yang diberikan.

Hasil perbandingan tersebut ditindaklanjuti oleh analisis di internal Perseroan untuk dilakukan penyesuaian bila dibutuhkan. Sementara itu, evaluasi remunerasi dilaksanakan melalui Survei Total Remunerasi Tahunan (*Annual Total Remuneration Survey*/TRS) yang dilaksanakan oleh konsultan SDM Mercer. Hingga saat ini, Perseroan berhasil mempertahankan daya saing besaran penghargaan dan kompensasi yang menarik bagi karyawan, jika dibandingkan dengan perusahaan sejenis di tingkat nasional.

Chandra Asri Group has a mechanism in place to reward and compensate employees based on fair and transparent assessment results. The initiative aims to increase employees' motivation and loyalty. The program is divided into monetary and non-monetary rewards, as well as a combination of both. Compensation is given in the form of salary increases or performance bonuses.

The Company ensures that the appropriate level of rewards and compensation remains attractive through regular benchmarking in the chemical and infrastructure industry. This comparison considers several factors, including the requirements, type, and amount of compensation provided.

The results of these comparisons are followed by an internal Company analysis to make adjustments as needed. Meanwhile, remuneration evaluation is carried out through the Annual Total Remuneration Survey (TRS), which is conducted by an HR consultant, Mercer. Until now, the Company has managed to maintain competitiveness of the amount of rewards and attractive compensation for employees, compared to similar companies in the national level.

PENGEMBANGAN KARIER SUMBER DAYA MANUSIA
Human Resources Career Development

Chandra Asri Group mendukung setiap karyawan untuk mengembangkan dan meningkatkan kariernya. Melalui Sistem Manajemen Karier, karyawan dapat mulai menentukan arah karier yang diinginkan dan mengidentifikasi program pengembangan diri yang diperlukan untuk mewujudkannya. Pengembangan karier dapat dilakukan secara vertikal, yakni melalui promosi jabatan, ataupun secara horizontal, yakni melalui mutasi pada bidang tertentu dengan tingkat jabatan yang setara.

Chandra Asri Group supports every employee to develop and enhance their career. Through the Career Management System, employees can begin to determine their desired career direction and identify the required self-development programs to achieve it. Career development can be done vertically, through promotion, or horizontally, through transfers in certain fields with an equivalent level of position.

Hingga 31 Desember 2023, total karyawan yang mendapatkan promosi jabatan sebanyak 82 orang dan progresi sebanyak 289 orang. Sedangkan, jumlah karyawan yang dimutasi/dirotasi pada level jabatan yang sama sebanyak 236 orang.

As of 31 December 2023, 82 employees had received promotions, while 289 employees had received progression. Meanwhile, 236 employees had been transferred or rotated to the same position level.

REMUNERASI DAN KESEJAHTERAAN SUMBER DAYA MANUSIA

Human Resources Remuneration and Welfare

Chandra Asri Group menerapkan sistem remunerasi secara transparan dan adil sesuai penilaian kinerja dan peraturan perundang-undangan yang berlaku. Pemberian remunerasi dilaksanakan sesuai dengan Perjanjian Kerja Bersama (PKB) yang antara lain mengatur tentang kesejahteraan karyawan, insentif kerja, upah lembur, dana pensiun, tunjangan kesehatan, tunjangan kinerja tahunan, dan liburan bonus.

PKB tersebut selalu dievaluasi secara berkala untuk disesuaikan dengan perubahan peraturan perundang-undangan dan perkembangan industri di Indonesia.

Uraian terkait remunerasi dan manfaat lainnya bagi karyawan, baik tetap maupun tidak tetap adalah sebagai berikut:

Chandra Asri Group implements a transparent and fair remuneration system based on performance evaluation and the prevailing regulations. It is also carried out in accordance with the Collective Labor Agreement (CLA), which among other things regulates employee welfare, work incentives, overtime wages, pension funds, health benefits, annual performance benefits, and holiday bonuses.

The CLA is always evaluated on a regular basis to adapt to changes in laws and regulations, as well as developments in Indonesia's industry.

Descriptions related to remuneration and other benefits for employees, both permanent and non-permanent, are as follows:

Hak Karyawan Employees' Rights	Karyawan Tetap Permanent Employees	Karyawan Tidak Tetap Non-permanent Employees
Kompensasi (Remunerasi) **Compensation (Remuneration)**		
Gaji, Tunjangan, Lembur, dan THR Salaries, Allowances, Overtime, and Festive Allowance	✓	✓
Bonus Bonus	✓	✓
Manfaat - Fasilitas Kerja Benefit - Work Facilities	✓	✓
Pakaian Dinas dan Sepatu Kerja Official Clothing and Work Shoes	✓	✓
Fasilitas Perjalanan Dinas Official Travel Facility	✓	✓
Transportasi dan Komunikasi Transportation and Communication	✓	✓ (Hanya transportasi) (Transportation only)
Program Kepemilikan Rumah Pertama First House Loan Program	✓	-

Hak Karyawan Employees' Rights	Karyawan Tetap Permanent Employees	Karyawan Tidak Tetap Non-permanent Employees
Manfaat - Perlindungan Kerja **Benefit - Work Protection**		
Lingkungan Kerja: Penerapan K3 dan Kesempatan Berserikat Work Environment: OHS Implementation and Freedom to Associate	✓	✓
Perlindungan Hukum Legal Protection	✓	✓
BPJS Ketenagakerjaan BPJS Manpower	✓	✓
BPJS Kesehatan BPJS Health	✓	✓
Fasilitas Kesehatan Lainnya Other Health Facilities	✓	✓
Fasilitas Asuransi Jiwa Lainnya Other Life Insurance Facility	✓	✓
Program Pensiun Pension Program	✓	✓
Manfaat - Penghargaan **Benefit - Rewards**		
Peluang Karier: Formasi, Promosi, Progresi Mutasi, Pengembangan dan Pelatihan, Beasiswa Pihak Ketiga Career Opportunities: Formation, Promotion, Mutation Progression, Development and Training, Third Party Scholarship	✓	✓ (Hanya pelatihan) (Training only)
Penghargaan Rewards		
Masa Kerja Years of Service	✓	-
Prestasi Achievement	✓	✓
Loyalitas, Inovasi Kerja Loyalty, Work Innovations	✓	✓ (Hanya atas Inovasi) (Only on Innovations)
Karyawan yang Menyelamatkan Perseroan dari Bahaya Kecelakaan Employees Rescuing the Company from Accident Hazards	✓	✓
Rekreasi, Olahraga, dan Kesenian Recreations, Sports, and Arts	✓	✓
Cuti Karyawan, Cuti Sakit, Cuti Alasan Penting Employees Leave, Sick Leave, Emergency Leave	✓	✓
Cuti Hamil, Cuti Keagamaan, dan Istirahat Panjang Maternity Leave, Religion Leave, and Long Leave	✓	-
Beasiswa kepada Anak Karyawan yang Berpotensi Scholarships to Potential Employees' Children	✓	-



HUBUNGAN INDUSTRIAL
Industrial Relations

Chandra Asri Group berupaya menjalin komunikasi 2 (dua) arah yang kondusif dengan karyawan. Upaya ini dilakukan sebagai wujud kepatuhan terhadap ketentuan dalam Undang-Undang No. 13 tahun 2003 tentang Ketenagakerjaan maupun peraturan perundang-undangan lain yang relevan.

Perseroan telah memiliki serikat pekerja yang bernama Serikat Pekerja Kimia, Energi, Pertambangan, Minyak, Gas Bumi dan Umum (SP KEP) Pimpinan Unit Kerja (PUK) PT Chandra Asri Petrochemical Tbk, atau yang disingkat SPKEP PUK PT CAP, yang berdiri sejak tahun 2001. Perseroan dan Serikat Pekerja telah mengatur dan merumuskan Perjanjian Kerja Bersama (PKB) agar kedua belah pihak dapat menjalankan tugas dan tanggung jawab secara bersama-sama dalam batasan yang disepakati.

Hingga tahun 2023, tidak ada pengaduan terkait dengan masalah ketenagakerjaan di Perseroan.

Chandra Asri Group strives to establish a conducive two-way communication with employees, which is realized through compliance with the provisions of Law No. 13 of 2003 concerning Manpower and other relevant laws and regulations.

The Company has a trade union called the Chemical, Energy, Mining, Oil, Gas, and General Trade Unions (SP KEP) of the Head of Work Unit (PUK) of PT Chandra Asri Petrochemical Tbk, or abbreviated as SPKEP PUK PT CAP, which was established in 2001. The Company and the Trade Union have arranged and formulated a Collective Labor Agreement (CLA) to ensure both parties are able to perform their duties and responsibilities together within the agreed limits.

Until 2023, there were no complaints related to employment issues at the Company.



PROGRAM PENSIUN
Pension Program

Chandra Asri Group mengupayakan kesejahteraan karyawan sejak bergabung dalam Perseroan hingga memasuki masa pensiun. Untuk itu, Perseroan memiliki Program Dana Pensiun yang bekerja sama dengan Dana Pensiun Lembaga Keuangan (DPLK) Manulife.

Pelaksanaan program pensiun ini menggunakan sistem kontribusi Perseroan dan karyawan. Perseroan memberikan kontribusi 4,57% dan karyawan 2,53% dari upah pokok, dengan maksimum upah pokok ditentukan sebesar Rp5.000.000.

Sampai dengan akhir tahun 2023, jumlah karyawan yang terdaftar dalam Program Dana Pensiun mencapai 1.788 orang atau 89% dari jumlah seluruh karyawan.

Chandra Asri Group strives for employee well-being from the moment that they join the Company until they retire. Thus, the Company has a Pension Fund Program in collaboration with the Manulife Financial Institution Pension Fund (DPLK).

The implementation of this pension program uses a system of Company and employee contributions, in which the Company contributes 4.57% and employees contribute 2.53% of the basic wage, with a maximum basic wage of Rp5,000,000.

As of the end of 2023, there were 1,788 employees or 89% of the total number of employees registered in the Pension Fund Program.

Chandra Asri



07

TANGGUNG JAWAB SOSIAL PERUSAHAAN

Corporate Social Responsibility





LAPORAN TANGGUNG JAWAB SOSIAL DAN LINGKUNGAN

Social and Enviromental Responsibility Report

Sesuai dengan Surat Edaran Otoritas Jasa Keuangan (SEOJK) No. 16/SEOJK.04/2021 tentang Bentuk dan Isi Laporan Tahunan Emiten atau Perusahaan Publik, PT Chandra Asri Pacific Tbk ("Perseroan") menyampaikan laporan Tanggung Jawab Sosial dan Lingkungan (TJSL) dalam buku terpisah. Laporan TJSL tersebut telah mengacu pada Peraturan OJK (POJK) No. 51/POJK.03/2017 tentang Penerapan Keuangan Berkelanjutan bagi Lembaga Jasa Keuangan, Emiten, dan Perusahaan Publik.

In accordance with the Financial Services Authority Circular Letter (SEOJK) No. 16/SEOJK.04/2021 concerning the Form and Content of the Annual Report of Issuers or Public Companies, PT Chandra Asri Pacific Tbk (the "Company") submits its Social and Environmental Responsibility (TJSL) report in a separate book. The TJSL report refers to OJK Regulation (POJK) No. 51/POJK.03/2017 concerning the Implementation of Sustainable Finance for Financial Service Institutions, Issuers and Public Companies.



SURAT PERNYATAAN ANGGOTA DIREKSI DAN ANGGOTA DEWAN KOMISARIS TENTANG TANGGUNG JAWAB ATAS LAPORAN TAHUNAN 2023 PT CHANDRA ASRI PACIFIC TBK

Kami yang bertanda tangan di bawah ini menyatakan bahwa semua informasi dalam Laporan Tahunan PT Chandra Asri Pacific Tbk tahun buku 2023 telah dimuat secara lengkap dan bertanggung jawab penuh atas kebenaran isi Laporan Tahunan Perseroan.

Demikian pernyataan ini dibuat dengan sebenarnya.

Jakarta, April 2024

DIREKSI | BOARD OF DIRECTORS

Erwin Ciputra
Presiden Direktur
President Director

Baritono Prajogo Pangestu
Wakil Presiden Direktur Komersial
Commercial Vice President Director

Pholavit Thiebpattama
Wakil Presiden Direktur Operasi
Operation Vice President Director

Andre Khor Kah Hin
Direktur Keuangan
Finance Director

Raymond Budhin
Direktur Polymer Sales
Polymer Sales Director

Prapote Stianpapong
Direktur Produksi
Manufacturing Director

Fransiskus Ruly Aryawan
Direktur Supply Chain
Supply Chain Director

Suryandi
Direktur SDM dan Urusan Korporasi
Human Resources and Corporate Affairs Director

Sarayuth Vorapruekjaru
Direktur Proyek
Project Director

Petch Niyomsen
Direktur Monomer Intermediaries
Monomer Intermediaries Director

Anawat Chansaksoong
Direktur Strategi dan Pengembangan Bisnis
Strategy and Business Development Director

Suwit Wiwattanawanich
Direktur Proyek, Pemeliharaan dan Teknologi
Project, Maintenance and Technology Director

Phuping Taweesarp
Direktur ESG dan Keberlanjutan
ESG and Sustainability Director

Boedijono Hadipoespito
Direktur Produksi Hilir
Downstream Production Director

Edi Riva'i
Direktur Legal dan Urusan Eksternal
Legal and External Affairs Director

STATEMENT OF RESPONSIBILITY OF THE BOARD OF DIRECTORS AND THE BOARD OF COMMISSIONERS MEMBERS ON PT CHANDRA ASRI PACIFIC TBK ANNUAL REPORT YEAR 2023

We, the undersigned, hereby declare that all information contained in PT Chandra Asri Pacific Tbk Annual Report Year 2023 have been fully disclosed and being solely responsible upon correctness of the contents in the Company's Annual Report.

This statement is made truthfully.

Jakarta, April 2024

DEWAN KOMISARIS | BOARD OF COMMISSIONERS



Djoko Suyanto
Presiden Komisaris (Komisaris Independen)
President Commissioner (Independent Commissioner)



Tan Ek Kia
Wakil Presiden Komisaris (Komisaris Independen)
Vice President Commissioner (Independent Commissioner)



Ho Hon Cheong
Komisaris (Komisaris Independen)
Commissioner (Independent Commissioner)



Agus Salim Pangestu
Komisaris
Commissioner



Tanawong Areeratchakul
Komisaris
Commissioner



Lim Chong Thian
Komisaris
Commissioner

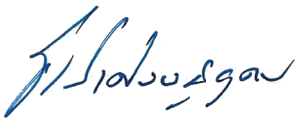

Thammasak Sethaudom
Komisaris
Commissioner



Sakchai Patiparnpreechavud
Komisaris
Commissioner



Chatri Eamsobhana
Komisaris
Commissioner



Santi Wasanasiri
Komisaris
Commissioner



Rudy Suparman
Komisaris
Commissioners



Surong Bulakul
Komisaris (Komisaris Independen)
Commissioner (Independent Commissioner)



Diana Arsiyanti
Komisaris
Commissioners



Bandhit Thamprajamchit
Komisaris
Commissioner



Erry Riyana Hardjapamekas
Komisaris (Komisaris Independen)
Commissioner (Independent Commissioner)

Chandra Asri



08

LAPORAN KEUANGAN KONSOLIDASIAN

Consolidated Financial Statements

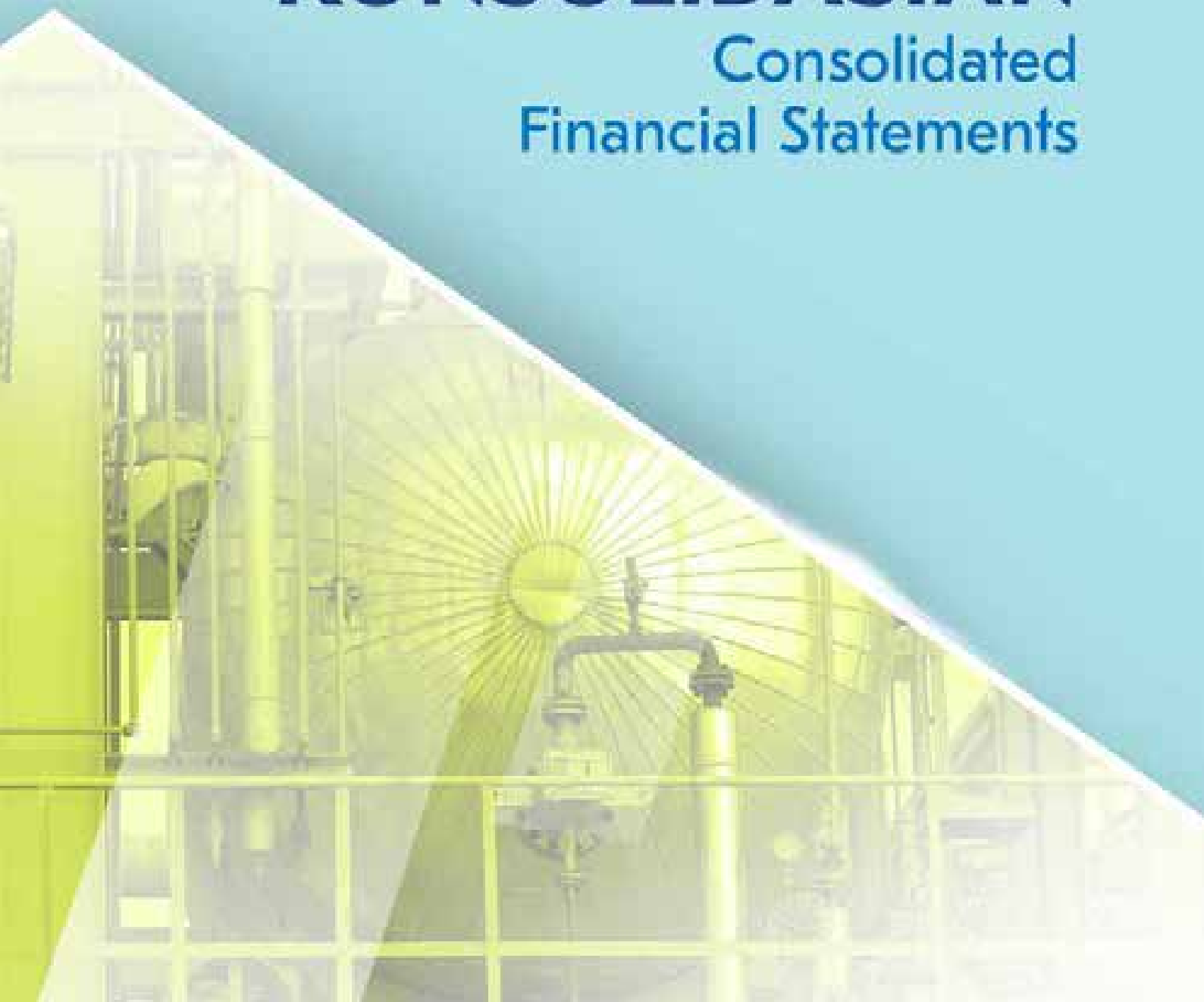

Chandra Asri

PT CHANDRA ASRI PACIFIC Tbk
(dahulu/*formerly*
PT CHANDRA ASRI PETROCHEMICAL Tbk)
DAN ENTITAS ANAK/*AND ITS SUBSIDIARIES*

LAPORAN KEUANGAN KONSOLIDASIAN/
CONSOLIDATED FINANCIAL STATEMENTS

UNTUK TAHUN-TAHUN YANG BERAKHIR
31 DESEMBER 2023 DAN 2022/
FOR THE YEARS ENDED DECEMBER 31, 2023 AND 2022

DAN LAPORAN AUDITOR INDEPENDEN/
AND INDEPENDENT AUDITOR'S REPORT

	Halaman/ *Page*	
SURAT PERNYATAAN DIREKSI		**DIRECTORS' STATEMENT LETTER**
LAPORAN AUDITOR INDEPENDEN		**INDEPENDENT AUDITOR'S REPORT**
LAPORAN KEUANGAN KONSOLIDASIAN – Untuk tahun-tahun yang berakhir 31 Desember 2023 and 2022		**CONSOLIDATED FINANCIAL STATEMENTS** – For the years ended December 31, 2023 and 2022
Laporan Posisi Keuangan Konsolidasian	1	Consolidated Statements of Financial Position
Laporan Laba Rugi dan Penghasilan Komprehensif Lain Konsolidasian	3	Consolidated Statements of Profit or Loss and Other Comprehensive Income
Laporan Perubahan Ekuitas Konsolidasian	4	Consolidated Statements of Changes in Equity
Laporan Arus Kas Konsolidasian	5	Consolidated Statements of Cash Flows
Catatan atas Laporan Keuangan Konsolidasian	6	Notes to Consolidated Financial Statements

Chandra Asri

SURAT PERNYATAAN DIREKSI
TENTANG TANGGUNG JAWAB ATAS LAPORAN KEUANGAN KONSOLIDASIAN
31 DESEMBER 2023 DAN
UNTUK TAHUN YANG BERAKHIR 31 DESEMBER 2023
PT CHANDRA ASRI PACIFIC Tbk (dahulu PT CHANDRA ASRI PETROCHEMICAL Tbk) DAN ENTITAS ANAK

DIRECTORS' STATEMENT LETTER
RELATING TO THE RESPONSIBILITY ON THE CONSOLIDATED FINANCIAL STATEMENTS
DECEMBER 31, 2023 AND
FOR THE YEAR ENDED DECEMBER 31, 2023
PT CHANDRA ASRI PACIFIC Tbk (formerly PT CHANDRA ASRI PETROCHEMICAL Tbk) AND ITS SUBSIDIARIES

Kami yang bertanda tangan dibawah ini:

1. Nama/Name
   Alamat kantor/Office address

   Alamat domisili sesuai KTP atau kartu identitas lain/
   Domicile as stated in ID Card
   Nomor Telepon/Phone Number
   Jabatan/Position

2. Nama/Name
   Alamat kantor/Office address

   Alamat domisili sesuai KTP atau kartu identitas lain/
   Domicile as stated in ID Card
   Nomor Telepon/Phone Number
   Jabatan/Position

menyatakan bahwa:

1. Bertanggung jawab atas penyusunan dan penyajian laporan keuangan konsolidasian.
2. Laporan keuangan konsolidasian telah disusun dan disajikan sesuai dengan Standar Akuntansi Keuangan di Indonesia.
3. a. Semua informasi dalam laporan keuangan konsolidasian telah dimuat secara lengkap dan benar.
   b. Laporan keuangan konsolidasian tidak mengandung informasi atau fakta material yang tidak benar, dan tidak menghilangkan informasi atau fakta material.
4. Bertanggung jawab atas sistem pengendalian intern dalam Perusahaan dan entitas anak.

Demikian pernyataan ini dibuat dengan sebenarnya.

We, the undersigned:

Erwin Ciputra
Wisma Bakrie Pacific Tower A, Lantai 7
Jl. Let. Jend. S. Parman Kav 85-86
Jakarta 11410
Jl. Syamsurizal No. 13 RT 005 RW. 005
Menteng - Jakarta Pusat
+62 21 5303060
President Director/President Director

Andre Khor Kah Hin
Wisma Bakrie Pacific Tower A, Lantai 7
Jl. Let. Jend. S. Parman Kav 85-86
Jakarta 11410
Point Mansion
Jl. Lobak Bukit II No. 17/3 RT. 004 RW. 004, Cilandak
+62 21 5307850
Direktur/Director

state that:

1. We are responsible for the preparation and presentation of the consolidated financial statements.
2. The consolidated financial statements have been prepared and presented in accordance with Indonesian Financial Accounting Standards.
3. a. All information contained in the consolidated financial statements is complete and correct;
   b. The consolidated financial statements do not contain misleading material information or facts, and do not omit material information and facts.
4. We are responsible for the Company and its subsidiaries' internal control system.

This statement letter is made truthfully.

Jakarta, 26 Maret 2024/March 26, 2024

Direktur Utama/
President Director

(Erwin Ciputra)

Direktur/
Director

(Andre Khor Kah Hin)

PT Chandra Asri Pacific Tbk

Head Office
Wisma Bakrie Pacific Tower A, 7 Fl.
Jl. Let. Jend. S. Parman Kav 85 - 86
Jakarta 11410, Indonesia
T. (+62-21) 530 7850
F. (+62-21) 530 8100

Site Office
Chandra Asri Plant, Cilegon Site
Jl. Raya Anyer Km. 123, Cilegon, Banten 42441
T. (+62-254) 601 234
F. (+62-254) 601 235/601

Chandra Asri Plant, Palembang Site
Desa Mengkurau, Pulokerto, Sening, Banten 42356
T. (+62-254) 575 0000
F. (+62-254) 575 0000

Deloitte.

Imelda & Rekan
Registered Public Accountants
License No. 308/KM.1/2019
The Plaza Office Tower 31st Floor
Jl. M.H. Thamrin kav 28-30
Jakarta 10350
Indonesia

Tel: +62 21 5081 8000
Fax: +62 21 2992 8200, 2992 8300
Email: idgtt@deloitte.com
www.deloitte.com/id

Laporan Auditor Independen

No. 00094/2.1265/AU.1/04/1766-2/1/III/2024

Pemegang Saham, Dewan Komisaris dan Direksi

PT Chandra Asri Pacific Tbk (dahulu PT Chandra Asri Petrochemical Tbk)

Opini

Kami telah mengaudit laporan keuangan konsolidasian PT Chandra Asri Pacific Tbk dan entitas anak ("Grup"), yang terdiri dari laporan posisi keuangan konsolidasian tanggal 31 Desember 2023, serta laporan laba rugi dan penghasilan komprehensif lain konsolidasian, laporan perubahan ekuitas konsolidasian, dan laporan arus kas konsolidasian untuk tahun yang berakhir pada tanggal tersebut, serta catatan atas laporan keuangan konsolidasian, termasuk informasi kebijakan akuntansi material.

Menurut opini kami, laporan keuangan konsolidasian terlampir menyajikan secara wajar, dalam semua hal yang material, posisi keuangan konsolidasian Grup tanggal 31 Desember 2023, serta kinerja keuangan konsolidasian dan arus kas konsolidasian untuk tahun yang berakhir pada tanggal tersebut sesuai dengan Standar Akuntansi Keuangan di Indonesia.

Basis Opini

Kami melaksanakan audit kami berdasarkan Standar Audit yang ditetapkan oleh Institut Akuntan Publik Indonesia. Tanggung jawab kami menurut standar tersebut diuraikan lebih lanjut dalam paragraf Tanggung Jawab Auditor terhadap Audit atas Laporan Keuangan Konsolidasian pada laporan kami. Kami independen terhadap Grup berdasarkan ketentuan etika yang relevan dalam audit kami atas laporan keuangan konsolidasian di Indonesia, dan kami telah memenuhi tanggung jawab etika lainnya berdasarkan ketentuan tersebut. Kami yakin bahwa bukti audit yang telah kami peroleh adalah cukup dan tepat untuk menyediakan suatu basis bagi opini audit kami.

Independent Auditor's Report

No. 00094/2.1265/AU.1/04/1766-3/1/III/2024

The Stockholders, Board of Commissioners and Directors

PT Chandra Asri Pacific Tbk (formerly PT Chandra Asri Petrochemical Tbk)

Opinion

We have audited the consolidated financial statements of PT Chandra Asri Pacific Tbk and its subsidiaries (the "Group"), which comprise the consolidated statement of financial position as of December 31, 2023, and the consolidated statement of profit or loss and other comprehensive income, consolidated statement of changes in equity, and consolidated statement of cash flows for the year then ended, and notes to the consolidated financial statements, including material accounting policies information.

In our opinion, the accompanying consolidated financial statements present fairly, in all material respects, the consolidated financial position of the Group as of December 31, 2023, and its consolidated financial performance and its consolidated cash flows for the year then ended in accordance with Indonesian Financial Accounting Standards.

Basis for Opinion

We conducted our audit in accordance with Standards on Auditing established by the Indonesian Institute of Certified Public Accountants. Our responsibilities under those standards are further described in the Auditor's Responsibilities for the Audit of the Consolidated Financial Statements paragraph of our report. We are independent of the Group in accordance with the ethical requirements that are relevant to our audit of the consolidated financial statements in Indonesia, and we have fulfilled our other ethical responsibilities in accordance with these requirements. We believe that the audit evidence we have obtained is sufficient and appropriate to provide a basis for our opinion.

MAKING AN IMPACT THAT MATTERS since 1845

Imelda & Rekan

Deloitte refers to one or more of Deloitte Touche Tohmatsu Limited ("DTTL"), its global network of member firms, and their related entities (collectively, the "Deloitte organization"). DTTL (also referred to as "Deloitte Global") and each of its member firms and related entities are legally separate and independent entities, which cannot obligate or bind each other in respect of third parties. DTTL and each DTTL member firm and related entity is liable only for its own acts and omissions, and not those of each other. DTTL does not provide services to clients. Please see www.deloitte.com/about to learn more.

Deloitte Asia Pacific Limited is a company limited by guarantee and a member firm of DTTL. Members of Deloitte Asia Pacific Limited and their related entities, each of which is a separate and independent legal entity, provide services from more than 100 cities across the region, including Auckland, Bangkok, Beijing, Bengaluru, Hanoi, Hong Kong, Jakarta, Kuala Lumpur, Manila, Melbourne, Mumbai, New Delhi, Osaka, Seoul, Shanghai, Singapore, Sydney, Taipei and Tokyo.

Hal-Hal Audit Utama

Hal-hal audit utama adalah hal-hal yang, menurut pertimbangan profesional kami, merupakan hal yang paling signifikan dalam audit kami atas laporan keuangan konsolidasian periode ini. Hal-hal tersebut disampaikan dalam konteks audit kami atas laporan keuangan konsolidasian secara keseluruhan, dan dalam merumuskan opini kami atas laporan keuangan konsolidasian terkait, kami tidak menyatakan suatu opini terpisah atas hal audit utama tersebut.

Penyisihan penurunan nilai persediaan

Pada tanggal 31 Desember 2023, persediaan Grup sebesar US$ 401.254 ribu, yang merupakan 7,1% dari jumlah aset Grup. Persediaan ini sebagian besar terdiri dari barang jadi dan bahan baku masing-masing sebesar US$ 119.962 ribu dan US$ 198.226 ribu, yang mana telah ditelaah manajemen pada biaya yang lebih rendah atau nilai realisasi bersih.

Selama tahun berjalan, Grup telah menurunkan barang jadi ke nilai realisasi bersih sebesar US$ 3.068 ribu, yang merupakan 9,7% rugi tahun berjalan Grup, dikarenakan dengan volatilitas harga bahan baku. Manajemen membuat estimasi harga jual berdasarkan harga jual masa lalu dan harga bahan baku terkini, dan mempertimbangkan fluktuasi harga atau biaya setelah akhir tahun.

Seiring dengan kondisi pasar yang tidak stabil dan penuh tantangan, meskipun persediaan memiliki perputaran yang cepat, terdapat resiko bahwa nilai realisasi bersih atas persediaan Grup kemungkinan dicatat dibawah nilai perolehan. Oleh karena itu, penyisihan penurunan nilai persediaan ditentukan sebagai hal audit utama.

Pengungkapan atas penyisihan penurunan penilaian persediaan Grup dijelaskan pada Catatan 4 dan 8 pada laporan keuangan konsolidasian.

Bagaimana hal ini ditangani dalam audit

Kami telah melakukan prosedur audit berikut berkaitan dengan penyisihan penurunan nilai persediaan:

- Memeroleh pemahaman atas proses dan pengendalian yang relevan berkaitan dengan penyisihan penurunan nilai persediaan serta mengevaluasi rancangan dan implementasi pengendalian yang relevan.
- Memeroleh penilaian manajemen atas nilai realisasi bersih persediaan dan memilih serta membandingkan biaya dengan harga jual aktual persediaan untuk menentukan apakah persediaan dicatat pada biaya yang lebih rendah atau nilai realisasi bersih.
- Menelaah kesesuaian pengungkapan terkait di dalam laporan keuangan konsolidasian.

Key Audit Matters

Key audit matters are those matters that, in our professional judgment, were of most significance in our audit of the consolidated financial statements of the current period. These matters were addressed in the context of our audit of the consolidated financial statements as a whole, and in forming our opinion thereon, and we do not provide a separate opinion on these matters.

Allowance for decline in value of inventories

As of December 31, 2023, the Group's inventories amounted to US$ 401,254 thousand, which accounted for approximately 7.1% of the Group's total assets. These inventories consists mainly of finished goods and raw materials amounting to US$ 119,962 thousand and US$ 198,226 thousand, respectively, which management has assessed at lower of cost or net realizable value.

During the financial year, the Group has written down its finished goods to the net realizable value by an amount of US$ 3,068 thousand, which accounted for approximately 9.7% of the Group's loss for the year, due to the volatility of the raw material prices. Management makes estimates of the selling prices based on the historical selling prices and current raw material prices and taking into account the fluctuations of price or cost after the end of the year.

As the market conditions continue to be volatile and challenging, although the inventories are considered to have high turnover, there is a risk that the net realizable value of the Group's inventories may be below cost. As such, the allowance for decline in value of inventories has been determined as a key audit matter.

The Group's disclosures on the allowance for decline in value of inventories are set out in Notes 4 and 8 to the consolidated financial statements.

How the matter was addressed in the audit

We performed the following audit procedures in relation to the allowance for decline in value of inventories:

- Obtained an understanding of processes and relevant controls of determination of allowance for decline in value of inventories and evaluated the design and implementation of relevant controls.
- Obtained management's assessment of the net realizable value of inventories and made a selection of inventories and compared the costs to the actual selling prices to determine whether the inventories are stated at the lower of cost and net realizable value.
- Assessed the appropriateness of the related disclosures in the consolidated financial statements.

Akuisisi PT Krakatau Chandra Energi ("KCE") dan PT Krakatau Tirta Industri ("KTI")

Selama tahun yang berakhir 31 Desember 2023, Grup melakukan akuisisi atas 70% saham KCE, dan 49% saham KTI, dengan nilai pembelian masing-masing sebesar US$ 147.637 ribu dan US$ 64.813 ribu serta mencatatkan *goodwill* masing-masing sebesar US$ 2.828 ribu dan US$ 931 ribu. Grup telah melibatkan tenaga ahli valuasi eksternal untuk membantu mereka dalam pelaksanaan Alokasi Harga Beli ("PPA") atas akuisisi KCE dan KTI. Pada 31 Desember 2023, *goodwill* yang timbul dari akuisisi dan nilai tercatat aset dan liabilitas terkait telah disesuaikan secara retrospektif.

Kami fokus pada bidang ini karena materialitas kuantitatif dari akuisisi tersebut dan bahwa pelaksanaan Alokasi Harga Pembelian ("PPA"), yang melibatkan identifikasi aset dan liabilitas yang diakuisisi serta nilai wajarnya, memerlukan penggunaan pertimbangan manajemen dan estimasi yang signifikan. Pertimbangan dan estimasi signifikan yang terlibat dalam pelaksanaan PPA terutama terkait dengan identifikasi dan penilaian aset tidak berwujud serta penilaian wajar atas aset yang diakuisisi. Oleh karena itu, akuisisi bisnis KCE dan KTI telah ditetapkan sebagai hal audit utama.

Pengungkapan Grup mengenai akuisisi kombinasi bisnis KCE dan KTI disajikan dalam Catatan 4, 11 dan 38 atas laporan keuangan konsolidasian.

Bagaimana hal ini ditangani dalam audit

Kami telah melakukan prosedur audit berikut berkaitan dengan akuisisi KCE dan KTI:

- Memeroleh perjanjian kontraktual berkaitan dengan akuisisi KCE dan KTI dan mengevaluasi kesesuaian perlakuan akuntansi atas akuisisi tersebut.
- Melakukan diskusi dengan manajemen dan dewan direksi untuk memahami bisnis dari perusahaan yang diakuisisi dan alasan akuisisi.
- Memeroleh informasi keuangan KCE dan KTI dan PPA yang disusun oleh tenaga ahli manajemen dan menguji identifikasi dan penentuan nilai wajar atas aset yang diperoleh, termasuk aset tak berwujud, dan liabilitas yang diambil alih
- Melibatkan tenaga ahli internal untuk membantu kami dalam mengevaluasi metodologi dan asumsi utama penilaian tenaga ahli manajemen serta input yang digunakan dalam mengukur nilai wajar atas aset yang diperoleh dan liabilitas yang diambil alih.
- Mengevaluasi kompetensi, kapabilitas dan objektivitas dari tenaga ahli manajemen dan tenaga ahli internal.
- Menelaah kesesuaian pengungkapan terkait di dalam laporan keuangan konsolidasian.

Acquisition of PT Krakatau Chandra Energi ("KCE") and PT Krakatau Tirta Industri ("KTI")

During the year ended December 31, 2023, the Group acquired 70% of KCE shares, and 49% of KTI shares, for a total purchase price of US$ 147,637 thousand and US$ 64,813 thousand, respectively, and recognized goodwill of US$ 2,828 thousand and US$ 931 thousand, respectively. The Group has engaged external valuation experts to assist them with the Purchase Price Allocation ("PPA") exercise for the acquisition of KCE and KTI. As of December 31, 2023, goodwill arising from the acquisition and the relating carrying amount of the assets and liabilities has been adjusted accordingly on a retrospective basis.

We focused on this area because of the quantitative materiality of the acquisitions and that the Purchase Price Allocation ("PPA") exercise, which involved the identification of the acquired assets and liabilities and their respective fair values, requires the use of significant management judgement and estimate. The significant judgement and estimate involved in the PPA exercise mainly related to the identification and valuation of intangible assets as well as fair valuation of the acquired assets. As such, the business acquisition of KCE and KTI has been determined as a key audit matter.

The Group's disclosures on the business combinations acquisition of KCE and KTI are set out in Notes 4, 11 and 38 to the consolidated financial statements.

How the matter was addressed in the audit

We performed the following audit procedures in relation to acquisition of KCE and KTI:

- Obtained the contractual agreements related to the acquisitions of KCE and KTI and evaluated the appropriateness of the accounting treatment of the acquisitions.
- Discussed with management and board of directors to understand the business of the acquired companies and rationale of the acquisition.
- Obtained the financial information of KCE and KTI and the PPA prepared by the management's experts and assessed the identification and determination of fair value of the assets acquired, including the intangible assets, and liabilities assumed.
- Involved our internal expert in assisting us to evaluate the management's experts' valuation methodologies and key assumptions and inputs used in measuring the fair value of the assets acquired, including the intangible assets, and liabilities assumed.
- Evaluated the competence, capabilities and objectivity of the management experts and our internal expert.
- Assessed the appropriateness of the related disclosures in the consolidated financial statements.

Informasi Lain

Manajemen bertanggung jawab atas informasi lain. Informasi lain terdiri dari informasi yang tercantum dalam laporan tahunan, tetapi tidak termasuk laporan keuangan konsolidasian dan laporan auditor kami. Laporan tahunan diharapkan akan tersedia bagi kami setelah tanggal laporan auditor ini.

Opini kami atas laporan keuangan konsolidasian tidak mencakup informasi lain, dan oleh karena itu, kami tidak menyatakan bentuk keyakinan apapun atas informasi lain tersebut.

Sehubungan dengan audit kami atas laporan keuangan konsolidasian, tanggung jawab kami adalah untuk membaca informasi lain yang teridentifikasi di atas, jika tersedia dan, dalam melaksanakannya, mempertimbangkan apakah informasi lain mengandung ketidakkonsistensian material dengan laporan keuangan konsolidasian atau pemahaman yang kami peroleh selama audit, atau mengandung kesalahan penyajian material.

Ketika kami membaca laporan tahunan, jika kami menyimpulkan bahwa terdapat suatu kesalahan penyajian material di dalamnya, kami diharuskan untuk mengomunikasikan hal tersebut kepada pihak yang bertanggung jawab atas tata kelola dan mengambil tindakan tepat berdasarkan Standar Audit yang ditetapkan oleh Institut Akuntan Publik Indonesia.

Tanggung Jawab Manajemen dan Pihak yang Bertanggung Jawab atas Tata Kelola terhadap Laporan Keuangan Konsolidasian

Manajemen bertanggung jawab atas penyusunan dan penyajian wajar laporan keuangan konsolidasian tersebut sesuai dengan Standar Akuntansi Keuangan di Indonesia, dan atas pengendalian internal yang dianggap perlu oleh manajemen untuk memungkinkan penyusunan laporan keuangan konsolidasian yang bebas dari kesalahan penyajian material, baik yang disebabkan oleh kecurangan maupun kesalahan.

Dalam penyusunan laporan keuangan konsolidasian, manajemen bertanggung jawab untuk menilai kemampuan Grup dalam mempertahankan kelangsungan usahanya, mengungkapkan, sesuai dengan kondisinya, hal-hal yang berkaitan dengan kelangsungan usaha, dan menggunakan basis akuntansi kelangsungan usaha, kecuali manajemen memiliki intensi untuk melikuidasi Grup atau menghentikan operasi, atau tidak memiliki alternatif yang realistis selain melaksanakannya.

Pihak yang bertanggung jawab atas tata kelola bertanggung jawab untuk mengawasi proses pelaporan keuangan Grup.

Other Information

Management is responsible for the other information. The other information comprises the information included in the annual report, but does not include the consolidated financial statements and our auditor's report thereon. The annual report is expected to be made available to us after the date of this auditor's report.

Our opinion on the consolidated financial statements does not cover the other information and we do not express any form of assurance conclusion thereon.

In connection with our audit of the consolidated financial statements, our responsibility is to read the other information identified above when it becomes available and, in doing so, consider whether the other information is materially inconsistent with the consolidated financial statements or our knowledge obtained in the audit, or otherwise appears to be materially misstated.

When we read the annual report, if we conclude that there is a material misstatement therein, we are required to communicate the matter to those charged with governance and take appropriate actions in accordance with Standards on Auditing established by the Indonesian Institute of Certified Public Accountants.

Responsibilities of Management and Those Charged with Governance for the Consolidated Financial Statements

Management is responsible for the preparation and fair presentation of these consolidated financial statements in accordance with Indonesian Financial Accounting Standards, and for such internal control as management determines is necessary to enable the preparation of the consolidated financial statements that are free from material misstatement, whether due to fraud or error.

In preparing the consolidated financial statements, management is responsible for assessing the ability of the Group to continue as a going concern, disclosing, as applicable, matters related to going concern and using the going concern basis of accounting unless management either intends to liquidate the Group or to cease operations, or has no realistic alternative but to do so.

Those charged with governance are responsible for overseeing the Group's financial reporting process.

Tanggung Jawab Auditor terhadap Audit atas Laporan Keuangan Konsolidasian

Tujuan kami adalah untuk memeroleh keyakinan memadai tentang apakah laporan keuangan konsolidasian secara keseluruhan bebas dari kesalahan penyajian material, baik yang disebabkan oleh kecurangan maupun kesalahan, dan untuk menerbitkan laporan auditor yang mencakup opini kami. Keyakinan memadai merupakan suatu tingkat keyakinan tinggi, namun bukan merupakan suatu jaminan bahwa audit yang dilaksanakan berdasarkan Standar Audit akan selalu mendeteksi kesalahan penyajian material ketika hal tersebut ada. Kesalahan penyajian dapat disebabkan oleh kecurangan maupun kesalahan dan dianggap material jika, baik secara individual maupun secara agregat, dapat diekspektasikan secara wajar akan memengaruhi keputusan ekonomi yang diambil oleh pengguna berdasarkan laporan keuangan konsolidasian tersebut.

Sebagai bagian dari suatu audit berdasarkan Standar Audit, kami menerapkan pertimbangan profesional dan mempertahankan skeptisisme profesional selama audit. Kami juga:

- Mengidentifikasi dan menilai risiko kesalahan penyajian material dalam laporan keuangan konsolidasian, baik yang disebabkan oleh kecurangan maupun kesalahan, mendesain dan melaksanakan prosedur audit yang responsif terhadap risiko tersebut, serta memeroleh bukti audit yang cukup dan tepat untuk menyediakan basis bagi opini kami. Risiko tidak terdeteksinya kesalahan penyajian material yang disebabkan oleh kecurangan lebih tinggi dari yang disebabkan oleh kesalahan, karena kecurangan dapat melibatkan kolusi, pemalsuan, penghilangan secara sengaja, pernyataan salah, atau pengabaian pengendalian internal.

- Memeroleh suatu pemahaman tentang pengendalian internal yang relevan dengan audit untuk mendesain prosedur audit yang tepat sesuai kondisinya, tetapi bukan untuk tujuan menyatakan opini atas keefektivitasan pengendalian internal Grup.

- Mengevaluasi ketepatan kebijakan akuntansi yang digunakan serta kewajaran estimasi akuntansi dan pengungkapan terkait yang dibuat oleh manajemen.

- Menyimpulkan ketepatan penggunaan basis akuntansi kelangsungan usaha oleh manajemen dan, berdasarkan bukti audit yang diperoleh, apakah terdapat suatu ketidakpastian material yang terkait dengan peristiwa atau kondisi yang dapat menyebabkan keraguan signifikan atas kemampuan Grup untuk mempertahankan kelangsungan usahanya. Ketika kami menyimpulkan bahwa terdapat suatu ketidakpastian material, kami diharuskan untuk menarik perhatian dalam laporan auditor kami ke pengungkapan terkait dalam laporan keuangan konsolidasian atau, jika pengungkapan tersebut tidak memadai, harus menentukan apakah perlu untuk memodifikasi opini kami. Kesimpulan kami didasarkan pada bukti audit yang diperoleh hingga tanggal laporan auditor kami. Namun, peristiwa atau kondisi masa depan dapat menyebabkan Grup tidak dapat mempertahankan kelangsungan usaha.

Auditor's Responsibility for the Audit of the Consolidated Financial Statements

Our objectives are to obtain reasonable assurance about whether the consolidated financial statements as a whole are free from material misstatement, whether due to fraud or error, and to issue an auditor's report that includes our opinion. Reasonable assurance is a high level of assurance, but is not a guarantee that an audit conducted in accordance with Standards on Auditing will always detect a material misstatement when it exists. Misstatements can arise from fraud or error and are considered material if, individually or in the aggregate, they could reasonably be expected to influence the economic decisions of users taken on the basis of these consolidated financial statements.

As part of an audit in accordance with Standards on Auditing, we exercise professional judgment and maintain professional skepticism throughout the audit. We also:

- Identify and assess the risks of material misstatement of the consolidated financial statements, whether due to fraud or error, design and perform audit procedures responsive to those risks, and obtain audit evidence that is sufficient and appropriate to provide a basis for our opinion. The risk of not detecting a material misstatement resulting from fraud is higher than for one resulting from error, as fraud may involve collusion, forgery, intentional omissions, misrepresentations, or the override of internal control.

- Obtain an understanding of internal control relevant to the audit in order to design audit procedures that are appropriate in the circumstances, but not for the purpose of expressing an opinion on the effectiveness of the Group's internal control.

- Evaluate the appropriateness of accounting policies used and the reasonableness of accounting estimates and related disclosures made by management.

- Conclude on the appropriateness of management's use of the going concern basis of accounting and, based on the audit evidence obtained, whether a material uncertainty exists related to events or conditions that may cast significant doubt on the Group's ability to continue as a going concern. If we conclude that a material uncertainty exists, we are required to draw attention in our auditor's report to the related disclosures in the consolidated financial statements or, if such disclosures are inadequate, to modify our opinion. Our conclusions are based on the audit evidence obtained up to the date of our auditor's report. However, future events or conditions may cause the Group to cease to continue as a going concern.

- Mengevaluasi penyajian, struktur, dan isi laporan keuangan konsolidasian secara keseluruhan, termasuk pengungkapannya, dan apakah laporan keuangan konsolidasian mencerminkan transaksi dan peristiwa yang mendasarinya dengan suatu cara yang mencapai penyajian wajar.

- Memperoleh bukti audit yang cukup dan tepat terkait informasi keuangan entitas atau aktivitas bisnis dalam Grup untuk menyatakan opini atas laporan keuangan konsolidasian. Kami bertanggung jawab atas arahan, supervisi, dan pelaksanaan audit Grup. Kami tetap bertanggung jawab sepenuhnya atas opini audit kami.

Kami mengomunikasikan kepada pihak yang bertanggung jawab atas tata kelola mengenai, antara lain, ruang lingkup dan saat yang direncanakan atas audit, serta temuan audit signifikan, termasuk setiap defisiensi signifikan dalam pengendalian internal yang teridentifikasi oleh kami selama audit.

Kami juga memberikan suatu pernyataan kepada pihak yang bertanggung jawab atas tata kelola bahwa kami telah mematuhi ketentuan etika yang relevan mengenai independensi, dan mengomunikasikan seluruh hubungan, serta hal-hal lain yang dianggap secara wajar berpengaruh terhadap independensi kami, dan jika relevan, pengamanan terkait.

Dari hal-hal yang dikomunikasikan kepada pihak yang bertanggung jawab atas tata kelola, kami menentukan hal-hal tersebut yang paling signifikan dalam audit atas laporan keuangan konsolidasian periode kini dan oleh karenanya menjadi hal audit utama. Kami menguraikan hal audit utama dalam laporan auditor kami, kecuali peraturan perundang-undangan melarang pengungkapan publik tentang hal tersebut atau ketika, dalam kondisi yang sangat jarang terjadi, kami menentukan bahwa suatu hal tidak boleh dikomunikasikan dalam laporan kami karena konsekuensi merugikan dari mengomunikasikan hal tersebut akan diekspektasikan secara wajar melebihi manfaat kepentingan publik atas komunikasi tersebut.

- Evaluate the overall presentation, structure and content of the consolidated financial statements, including the disclosures, and whether the consolidated financial statements represent the underlying transactions and events in a manner that achieves fair presentation.

- Obtain sufficient appropriate audit evidence regarding the financial information of the entities or business activities within the Group to express an opinion on the consolidated financial statements. We are responsible for the direction, supervision and performance of the Group audit. We remain solely responsible for our audit opinion.

We communicate with those charged with governance regarding, among other matters, the planned scope and timing of the audit and significant audit findings, including any significant deficiencies in internal control that we identify during our audit.

We also provide those charged with governance with a statement that we have complied with relevant ethical requirements regarding independence, and to communicate with them all relationships and other matters that may reasonably be thought to bear on our independence, and where applicable, related safeguards.

From the matters communicated with those charged with governance, we determine those matters that were of most significance in the audit of the consolidated financial statements of the current period and are therefore the key audit matters. We describe these matters in our auditor's report unless law or regulation precludes public disclosure about the matter or when, in extremely rare circumstances, we determine that a matter should not be communicated in our report because the adverse consequences of doing so would reasonably be expected to outweigh the public interest benefits of such communication.

IMELDA & REKAN

Anna Karina Wijaya
Izin Akuntan Publik/*Public Accountant License* No. AP. 1766

25 Maret 2024/*March 26, 2024*

00094

PT CHANDRA ASRI PACIFIC Tbk
(dahulu PT CHANDRA ASRI PETROCHEMICAL Tbk)
DAN ENTITAS ANAK
LAPORAN POSISI KEUANGAN KONSOLIDASIAN
31 DESEMBER 2023 DAN 2022

PT CHANDRA ASRI PACIFIC Tbk
(formerly PT CHANDRA ASRI PETROCHEMICAL Tbk)
AND ITS SUBSIDIARIES)
CONSOLIDATED STATEMENTS OF FINANCIAL POSITION
DECEMBER 31, 2023 AND 2022

	Catatan/ *Notes*	31 Desember/ *December 31,* 2023	31 Desember/ *December 31,* 2022	
		US$ '000	US$ '000	
ASET				**ASSETS**
ASET LANCAR				**CURRENT ASSETS**
Kas dan setara kas	5	1.439.797	1.403.973	Cash and cash equivalents
Piutang usaha	6			Trade accounts receivable
Pihak berelasi	40	18.624	17.916	Related parties
Pihak ketiga - bersih		135.152	87.301	Third parties - net
Piutang lain-lain	7			Other accounts receivable
Pihak berelasi	40	2.119	4.310	Related parties
Pihak ketiga		57.283	22.561	Third parties
Persediaan - bersih	8	401.254	316.730	Inventories - net
Pajak dibayar dimuka	9	93.990	74.108	Prepaid taxes
Aset lancar lainnya	10	689.201	354.645	Other current assets
Jumlah Aset Lancar		2.837.420	2.281.544	Total Current Assets
ASET TIDAK LANCAR				**NON-CURRENT ASSETS**
Investasi pada entitas asosiasi	11	135.697	-	Investment in associates
Uang muka pembelian aset tetap		13.827	5.739	Advances for purchase of property, plant and equipment
Aset keuangan derivatif		29.428	39.554	Derivative financial assets
Tagihan restitusi pajak	12	6.111	5.988	Claims for tax refund
Aset hak-guna - bersih	13	12.206	12.152	Right-of-use assets - net
Aset tetap - bersih	14	2.183.501	2.038.202	Property, plant and equipment - net
Properti investasi		4.551	-	Investment properties
Goodwill	15	2.828	-	Goodwill
Aset tidak lancar lainnya	16	388.883	546.692	Other non-current assets
Jumlah Aset Tidak Lancar		2.777.032	2.648.327	Total Non-current Assets
JUMLAH ASET		5.614.452	4.929.871	**TOTAL ASSETS**

Lihat catatan atas laporan keuangan konsolidasian yang merupakan bagian yang tidak terpisahkan dari laporan keuangan konsolidasian.

See accompanying notes to consolidated financial statements which are an integral part of the consolidated financial statements.

	Catatan/ *Notes*	31 Desember/ *December 31,* 2023	31 Desember/ *December 31,* 2022	
		US$ '000	US$ '000	
LIABILITAS DAN EKUITAS				**LIABILITIES AND EQUITY**
LIABILITAS JANGKA PENDEK				**CURRENT LIABILITIES**
Utang bank jangka pendek	21	10.649	636	Short-term bank loans
Utang usaha	17			Trade accounts payable
Pihak berelasi	40	4.874	16.870	Related parties
Pihak ketiga		657.159	425.523	Third parties
Utang lain-lain kepada pihak ketiga	18	7.945	5.880	Other accounts payable to third parties
Utang pajak	19	8.049	1.683	Taxes payable
Biaya yang masih harus dibayar		27.408	11.925	Accrued expenses
Uang muka pelanggan		20.957	11.926	Customer advances
Pendapatan yang masih harus diterima		905	-	Unearned revenues
Liabilitas jangka panjang yang jatuh tempo dalam satu tahun:				Current maturities of long-term liabilities:
Liabilitas sewa	20	2.023	818	Lease liabilities
Utang bank	21	59.276	54.402	Bank loans
Utang obligasi	22	18.077	78.020	Bonds payable
Jumlah Liabilitas Jangka Pendek		817.322	607.683	Total Current Liabilities
LIABILITAS JANGKA PANJANG				**NON-CURRENT LIABILITIES**
Liabilitas pajak tangguhan - bersih	36	83.902	111.856	Deferred tax liabilities - net
Liabilitas jangka panjang - setelah dikurangi bagian yang jatuh tempo dalam satu tahun:				Long-term liabilities - net of current maturity:
Liabilitas sewa	20	7.150	4.959	Lease liabilities
Utang bank	21	1.055.079	880.503	Bank loans
Utang obligasi	22	588.447	451.745	Bonds payable
Liabilitas keuangan derivatif		19.500	24.523	Derivative financial liabilities
Liabilitas imbalan kerja	23	46.357	36.701	Employee benefits obligation
Estimasi biaya pembongkaran aset tetap		2.795	2.795	Decommissioning cost
Jumlah Liabilitas Jangka Panjang		1.803.230	1.513.082	Total Non-current Liabilities
JUMLAH LIABILITAS		2.620.552	2.120.765	**TOTAL LIABILITIES**
EKUITAS				**EQUITY**
Modal saham - nilai nominal Rp 50 per saham				Capital stock - Rp 50 par value per share
Modal dasar - 245.295.713.280 saham				Authorized - 245,295,713,280 shares
Modal ditempatkan dan disetor penuh - 86.511.545.092 saham	24	434.315	434.315	Issued and fully paid - 86,511,545,092 shares
Tambahan modal disetor	26	1.471.175	1.471.175	Additional paid-in capital
Komponen ekuitas lainnya	27	(333)	-	Other equity component
Cadangan lainnya	28	35.015	37.448	Other reserves
Saldo laba	29			Retained earnings
Ditentukan penggunaannya		27.439	27.439	Appropriated
Tidak ditentukan penggunaannya		771.521	835.097	Unappropriated
Ekuitas yang diatribusikan kepada pemilik Entitas Induk		2.739.132	2.805.474	**Equity attributable to owners of the Company**
Kepentingan nonpengendali	30	254.768	3.632	**Non-controlling interests**
JUMLAH EKUITAS		2.993.900	2.809.106	**TOTAL EQUITY**
JUMLAH LIABILITAS DAN EKUITAS		5.614.452	4.929.871	**TOTAL LIABILITIES AND EQUITY**

Lihat catatan atas laporan keuangan konsolidasian yang merupakan bagian yang tidak terpisahkan dari laporan keuangan konsolidasian.

See accompanying notes to consolidated financial statements which are an integral part of the consolidated financial statements.

	Catatan/ *Notes*	2023 US$ '000	2022 US$ '000	
PENDAPATAN	31	2.159.932	2.384.591	**REVENUES**
BEBAN POKOK PENDAPATAN	32	(2.078.102)	(2.395.545)	**COST OF REVENUES**
LABA (RUGI) KOTOR		81.830	(10.954)	**GROSS PROFIT (LOSS)**
Beban penjualan	33	(68.760)	(61.863)	Selling expenses
Beban umum dan administrasi	34	(40.945)	(43.403)	General and administrative expenses
Beban keuangan	35	(131.847)	(80.029)	Finance costs
Kerugian atas instrumen keuangan derivatif		(3.438)	(2.139)	Loss on derivative financial instruments
Bagian laba entitas asosiasi	11	7.702	-	Share in profit of associates
(Kerugian) keuntungan kurs mata uang asing - bersih		(4.576)	10.006	(Loss) gain on foreign exchange - net
Keuntungan lain-lain - bersih		105.470	11.907	Other gains - net
RUGI SEBELUM PAJAK		(54.564)	(176.475)	**LOSS BEFORE TAX**
MANFAAT PAJAK PENGHASILAN	36	23.017	27.076	**INCOME TAX BENEFIT**
RUGI TAHUN BERJALAN		(31.547)	(149.399)	**LOSS FOR THE YEAR**
RUGI (PENGHASILAN) KOMPREHENSIF LAIN				**OTHER COMPREHENSIVE (LOSS) INCOME**
Pos yang tidak akan direklasifikasi ke laba rugi:				Items that will not be reclassified subsequently to profit or loss:
Pengukuran kembali atas program imbalan pasti, setelah pajak		(871)	129	Remeasurement of defined benefits obligation, net of tax
Bagian penghasilan komprehensif lain atas entitas asosiasi		56	-	Share of other comprehensive income of associates
Pos yang akan direklasifikasi ke laba rugi:				Items that may be reclassified subsequently to profit or loss:
Keuntungan nilai wajar bersih atas aset keuangan yang diukur pada FVTOCI		9.000	822	Net fair value gain on financial assets at FVTOCI
Cadangan lindung nilai arus kas		(10.686)	39.151	Hedging reserves for cash flow hedge
Selisih kurs karena penjabaran laporan keuangan		5	(121)	Foreign currency translation adjustment
Jumlah (kerugian) penghasilan komprehensif lain tahun berjalan, setelah pajak		(2.496)	39.981	Total other comprehensive (loss) income for the year, net of tax
JUMLAH RUGI KOMPREHENSIF TAHUN BERJALAN		(34.043)	(109.418)	**TOTAL COMPREHENSIVE LOSS FOR THE YEAR**
(RUGI) LABA TAHUN BERJALAN YANG DIATRIBUSIKAN KEPADA:				**(LOSS) PROFIT FOR THE YEAR ATTRIBUTABLE TO:**
Pemilik Entitas Induk		(33.576)	(149.538)	Owners of the Company
Kepentingan nonpengendali		2.029	139	Non-controlling interests
Rugi tahun berjalan		(31.547)	(149.399)	**Loss for the year**
JUMLAH (RUGI) PENGHASILAN KOMPREHENSIF TAHUN BERJALAN DIATRIBUSIKAN KEPADA:				**TOTAL COMPREHENSIVE (LOSS) INCOME FOR THE YEAR ATTRIBUTABLE TO:**
Pemilik Entitas Induk		(36.009)	(109.557)	Owners of the Company
Kepentingan nonpengendali	30	1.966	139	Non-controlling interests
Jumlah Rugi Komprehensif Tahun Berjalan		(34.043)	(109.418)	**Total Comprehensive Loss For the Year**
RUGI PER SAHAM DASAR (Dalam Dolar Amerika Serikat penuh)	37	(0,0005)	(0,0021)	**LOSS PER SHARE** (In full U.S. Dollar amount)

Lihat catatan atas laporan keuangan konsolidasian yang merupakan bagian yang tidak terpisahkan dari laporan keuangan konsolidasian.

See accompanying notes to consolidated financial statements which are an integral part of the consolidated financial statements.

	Catatan/ *Notes*	Modal ditempatkan dan disetor penuh/ *Issued and fully paid capital stock*	Tambahan modal disetor/ *Additional paid-in capital*	Komponen ekuitas lainnya/ *Other equity components*	Cadangan lainnya/ Other reserves: Pengukuran kembali atas program imbalan pasti/ *Remeasurement of defined benefit obligation*	Cadangan lainnya/ Other reserves: Keuntungan (kerugian) nilai wajar bersih atas aset keuangan yang diukur pada FVTOCI/ *Net fair value gain (loss) on financial assets at FVTOCI*	Cadangan lainnya/ Other reserves: Cadangan lindung nilai arus kas/ *Hedging reserves for cash flow hedge*	Cadangan lainnya/ Other reserves: Bagian hasil komprehensif lain atas entitas asosiasi/ *Share of other comprehensive income of associates*	Cadangan lainnya/ Other reserves: Selisih kurs karena penjabaran laporan keuangan/ *Foreign currency translation adjustment*	Saldo Laba/ *Retained earnings*: Ditentukan penggunaannya/ *Appropriated*	Saldo Laba/ *Retained earnings*: Tidak ditentukan penggunaannya/ *Unappropriated*	Jumlah ekuitas yang diatribusikan kepada pemilik entitas induk/ *Total equity attributable to owners of the Company*	Kepentingan nonpengendali/ *Non-controlling interests*	Jumlah ekuitas/ *Total equity*	
		US$ '000	US$ '000	US$ '000	US$ '000	US$ '000	US$ '000	US$ '000	US$ '000	US$ '000	US$ '000	US$ '000	US$ '000	US$ '000	
Saldo per 1 Januari 2022		434.315	1.474.123	-	(2.951)	(1.127)	3.140	-	(1.595)	24.439	998.635	2.928.979	3.493	2.932.472	Balances as of January 1, 2022
Rugi tahun berjalan		-	-	-	-	-	-	-	-	-	(149.538)	(149.538)	139	(149.399)	Loss for the year
Keuntungan (Rugi) komprehensif lain		-	-	-	129	822	39.151	-	(121)	-	-	39.981	-	39.981	Other comprehensive income (loss)
Jumlah rugi komprehensif		-	-	-	129	822	39.151	-	(121)	-	(149.538)	(109.557)	139	(109.418)	Total comprehensive loss
Biaya emisi saham		-	(2.948)	-	-	-	-	-	-	-	-	(2.948)	-	(2.948)	Stock issuance cost
Cadangan umum	25	-	-	-	-	-	-	-	-	3.000	(3.000)	-	-	-	General reserve
Dividen tunai	25	-	-	-	-	-	-	-	-	-	(11.000)	(11.000)	-	(11.000)	Cash dividends
Saldo per 31 Desember 2022		434.315	1.471.175	-	(2.822)	(305)	42.291	-	(1.716)	27.439	835.097	2.805.474	3.632	2.809.106	Balances as of December 31, 2022
Rugi tahun berjalan		-	-	-	-	-	-	-	-	-	(33.576)	(33.576)	2.029	(31.547)	Loss for the year
(Rugi) keuntungan komprehensif lain		-	-	-	(808)	9.000	(10.686)	56	5	-	-	(2.433)	(63)	(2.496)	Other comprehensive (loss) income
Jumlah rugi komprehensif		-	-	-	(808)	9.000	(10.686)	56	5	-	(33.576)	(36.009)	1.966	(34.043)	Total comprehensive loss
Pembagian dividen entitas anak kepada kepentingan nonpengendali		-	-	-	-	-	-	-	-	-	-	-	(2.437)	(2.437)	Dividends distributed by subsidiaries to non-controlling interests
Perubahan ekuitas sehubungan transaksi dengan kepentingan nonpengendali atas penambahan investasi pada saham entitas anak	27	-	-	(333)	-	-	-	-	-	-	-	(333)	191.423	191.090	Change in equity due to transaction with non-controlling interest related with addition of investment in shares of subsidiary
Kepentingan nonpengendali dari akuisisi entitas anak		-	-	-	-	-	-	-	-	-	-	-	60.184	60.184	Non-controlling interest from acquisition of subsidiary
Dividen tunai	25	-	-	-	-	-	-	-	-	-	(30.000)	(30.000)	-	(30.000)	Cash dividends
Saldo per 31 Desember 2023		434.315	1.471.175	(333)	(3.630)	8.695	31.605	56	(1.711)	27.439	771.521	2.739.132	254.768	2.993.900	Balances as of December 31, 2023

Lihat catatan atas laporan keuangan konsolidasian yang merupakan bagian yang tidak terpisahkan dari laporan keuangan konsolidasian.

See accompanying notes to consolidated financial statements which are an integral part of the consolidated financial statements.

	Catatan/ *Notes*	2023 US$ '000	2022 US$ '000	
ARUS KAS DARI AKTIVITAS OPERASI				**CASH FLOWS FROM OPERATING ACTIVITIES**
Penerimaan kas dari pelanggan		2.128.578	2.449.431	Cash receipts from customers
Pembayaran kas kepada:				Cash paid to:
Pemasok		(1.972.703)	(2.629.456)	Suppliers
Direksi dan karyawan		(57.379)	(86.383)	Directors and employees
Kas dihasilkan dari (digunakan untuk) operasi		98.496	(266.408)	Cash generated from (used in) operations
Penerimaan dari restitusi pajak	9	55.899	57.668	Tax restitution received
Pembayaran pajak penghasilan		(22.220)	(40.660)	Payment of income taxes
Kas Bersih Diperoleh dari (Digunakan untuk) Aktivitas Operasi		132.175	(249.400)	Net Cash Provided by (Used in) Operating Activities
ARUS KAS DARI AKTIVITAS INVESTASI				**CASH FLOWS FROM INVESTING ACTIVITIES**
Perolehan aset tetap		(88.217)	(111.148)	Acquisitions of property, plant and equipment
Pembayaran uang muka pembelian aset tetap		(8.088)	(3.106)	Payment of advance for purchase of property, plant and equipment
(Penempatan) penarikan pada deposito berjangka		(3.239)	442.000	(Placement) Drawdown on time deposits
Penempatan pada aset keuangan lainnya		(582.335)	(647.346)	Placement on other financial assets
Penerimaan atas aset keuangan lainnya yang telah jatuh tempo		443.136	10.403	Proceeds from matured other financial assets
Penerimaan atas penjualan aset tetap		-	54	Proceeds from disposal of property, plant and equipment
Penerimaan dividen dari entitas asosiasi		10.137	-	Proceeds of dividend from associates
Penerimaan bunga		60.749	18.150	Interest received
Akuisisi entitas anak	38	(135.185)	-	Acquisition of a subsidiary
Akuisisi entitas asosiasi		(64.813)	-	Acquisition of an associate
Pembayaran untuk kepemilikan tambahan pada entitas asosiasi		(46.426)	-	Payment for additional interest in associate
Kas Bersih Digunakan untuk Aktivitas Investasi		(414.281)	(290.993)	Net Cash Used in Investing Activities
ARUS KAS DARI AKTIVITAS PENDANAAN				**CASH FLOWS FROM FINANCING ACTIVITIES**
Penerimaan utang bank jangka pendek		11.070	81.085	Proceeds from short-term bank loans
Penerimaan utang bank jangka panjang		253.819	454.730	Proceeds from long-term bank loans
Penerimaan utang obligasi		147.090	231.529	Proceeds from bonds payable
Pembayaran liabilitas sewa	43	(1.923)	(345)	Payment of lease liabilities
Pembayaran utang bank jangka pendek		(1.070)	(81.150)	Payment of short-term bank loans
Pembayaran utang bank jangka panjang		(69.563)	(173.420)	Payment of long-term bank loans
Pembayaran utang obligasi		(79.709)	(58.944)	Payment of bonds payable
Pembayaran dividen:				Dividend payment:
Perusahaan	28	(30.000)	(11.000)	The Company
Entitas anak		(2.437)	-	Subsidiaries
Pembayaran beban keuangan		(101.711)	(75.394)	Financial charges paid
Penerimaan atas penambahan investasi pada saham entitas anak oleh kepentingan nonpengendali		194.000	-	Proceeds from addition of investment in shares of subsidiary by non-controlling interest
Pembayaran biaya perolehan pinjaman		(1.636)	(1.853)	Payment of transaction costs
Kas Bersih Diperoleh dari Aktivitas Pendanaan		317.930	365.238	Net Cash Provided by Financing Activities
KENAIKAN (PENURUNAN) BERSIH KAS DAN SETARA KAS		35.824	(175.155)	**NET INCREASE (DECREASE) IN CASH AND CASH EQUIVALENTS**
KAS DAN SETARA KAS AWAL TAHUN	5	1.403.973	1.579.128	**CASH AND CASH EQUIVALENTS AT BEGINNING OF YEAR**
KAS DAN SETARA KAS AKHIR TAHUN	5	1.439.797	1.403.973	**CASH AND CASH EQUIVALENTS AT END OF YEAR**

Informasi atas aktivitas investasi yang tidak mempengaruhi arus kas diungkapkan dalam Catatan 39.

Information of non-cash investing activities is disclosed in Note 39.

Lihat catatan atas laporan keuangan konsolidasian yang merupakan bagian yang tidak terpisahkan dari laporan keuangan konsolidasian.

See accompanying notes to consolidated financial statements which are an integral part of the consolidated financial statements.

1. UMUM

a. Pendirian dan Informasi Umum

PT Chandra Asri Pacific Tbk (dahulu PT Chandra Asri Petrochemical Tbk) ("Perusahaan") didirikan dalam rangka Undang-Undang Penanaman Modal Dalam Negeri No. 6 Tahun 1968 dan Undang-Undang No. 12 Tahun 1970 berdasarkan Akta Notaris No. 40 tanggal 2 November 1984, dari Ridwan Suselo, S.H., Notaris di Jakarta, yang diubah dengan Akta Notaris No. 117 tanggal 7 November 1987 dari John Leonard Waworuntu, S.H., Notaris di Jakarta dengan nama PT Tri Polyta Indonesia. Akta tersebut telah disahkan oleh Menteri Kehakiman melalui Surat Keputusan No. C2.1786.HT.01.01-TH.88, tanggal 29 Februari 1988.

Berdasarkan Rapat Umum Pemegang Saham Luar Biasa Perusahaan, yang diaktakan dalam Akta Notaris No. 20 tanggal 27 Oktober 2010 dari Dr. Amrul Partomuan Pohan, S.H., L.L.M., Notaris di Jakarta, para pemegang saham Perusahaan menyetujui, antara lain, transaksi penggabungan usaha Perusahaan dengan PT Chandra Asri ("CA") dan mengubah nama Perusahaan menjadi PT Chandra Asri Petrochemical Tbk.

Penggabungan usaha tersebut telah didapatkan dari Pasar Modal dan Dewan Pengawas Lembaga Keuangan (Bapepam-LK) pada tanggal 21 Oktober 2010. Tanggal efektif penggabungan usaha adalah 1 Januari 2011.

Anggaran Dasar Perusahaan telah mengalami beberapa kali perubahan, terakhir melalui akta Pernyataan Keputusan Rapat Perubahan Anggaran Dasar No. 297 tanggal 29 Desember 2023, dari Jose Dima Satria S.H., M.Kn., Notaris di Jakarta, sehubungan dengan perubahan nama PT Chandra Asri Petrochemical Tbk menjadi PT Chandra Asri Pacific Tbk. Perubahan tersebut telah diberitahukan kepada Menteri Hukum dan Hak Asasi Manusia, sebagaimana dinyatakan dalam surat Persetujuan Perubahan Anggaran Dasar Perseroan Terbatas PT Chandra Asri Pacific Tbk No. AHU-0000277.AH.01.02. Tahun 2024 tanggal 3 Januari 2024.

Perusahaan berdomisili di Jakarta dengan pabrik berlokasi di Jalan Raya Anyer KM. 123, Kelurahan Gunung Sugih, Kecamatan Ciwandan, Kodya Cilegon, Banten dan Desa Mangunreja, Kecamatan Puloampel, Kabupaten Serang, Banten. Kantor pusat Perusahaan beralamat di Wisma Barito Pacific Tower A, Lantai 7, Jl. Let. Jend. S. Parman Kav. 62-63, Jakarta.

1. GENERAL

a. Establishment and General Information

PT Chandra Asri Pacific Tbk (formerly PT Chandra Asri Petrochemical Tbk) (the "Company") was established under the Domestic Capital Investment Law No. 6 Year 1968 and Law No. 12 Year 1970, by Notarial Deed No. 40 dated November 2, 1984, of Ridwan Suselo, S.H., Notary in Jakarta, amended by Notarial Deed No. 117 dated November 7, 1987 of John Leonard Waworuntu, S.H., Notary in Jakarta under the name of PT Tri Polyta Indonesia. These deeds were approved by the Minister of Law under Decision Letter No. C2.1786.HT.01.01-TH.88, dated February 29, 1988.

Based on the Extraordinary General Meeting of Shareholders of the Company, as stated in Notarial Deed No. 20 dated October 27, 2010 of Dr. Amrul Partomuan Pohan, S.H., L.L.M., Notary in Jakarta, the Company's shareholders approved, among others, the merger transaction between the Company and PT Chandra Asri ("CA") and the change of the Company's name to PT Chandra Asri Petrochemical Tbk.

Notice of effectivity for this merger was obtained from the Capital Market and Financial Institution Supervisory Board ("Bapepam-LK") on October 21, 2010. The effective date of the merger is January 1, 2011.

The Company's Articles of Association have been amended several times, most recently by Statement of Changes in Articles of Association No. 297 dated December 29, 2023, of Jose Dima Satria S.H., M.Kn., Notary in Jakarta, regarding the changes in the Company's name from PT Chandra Asri Petrochemical Tbk to PT Chandra Asri Pacific Tbk. The amendment has been notified to the Minister of Law and Human Rights, as stated in acceptance letter of Notification of Changes in Articles of Association of PT Chandra Asri Pacific Tbk No. AHU-0000277.AH.01.02 Year 2024 dated January 3, 2024.

The Company is domiciled in Jakarta and its manufacturing plants are located in Jalan Raya Anyer KM. 123, Kelurahan Gunung Sugih, Kecamatan Ciwandan, Kodya Cilegon, Banten and Desa Mangunreja, Kecamatan Puloampel, Kabupaten Serang, Banten. The Company's head office is located in Wisma Barito Pacific Tower A, 7th Floor, Jl. Let. Jend. S. Parman Kav. 62-63, Jakarta.

Sesuai dengan Pasal 3 Anggaran Dasar Perusahaan, Perusahaan bergerak dalam bidang industri pengolahan, perdagangan besar serta aktivitas konsultasi manajemen. Perusahaan mulai beroperasi secara komersial pada tahun 1993.

In accordance with Article 3 of the Company's Articles of Association, the scope of its activities is mainly to engage in manufacturing, wholesale and management consulting industries. The Company started its commercial operations in 1993.

Perusahaan tergabung dalam kelompok usaha Grup Barito Pacific. Susunan pengurus Perusahaan pada tanggal 31 Desember 2023 dan 2022 adalah sebagai berikut:

The Company belongs to a group of companies owned by Barito Pacific Group. The Company's management at December 31, 2023 and 2022 consists of the following:

	31 Desember 2023/ *December 31, 2023*	
Dewan Komisaris		Board of Commissioners
Presiden Komisaris *)	Djoko Suyanto	President Commissioner *)
Wakil Presiden Komisaris *)	Tan Ek Kia	Vice President Commissioner *)
Komisaris *)	Ho Hon Cheong	Commissioners *)
	Surong Bulakul	
	Erry Riyana Hardjapamekas	
Komisaris	Agus Salim Pangestu	Commissioners
	Lim Chong Thian	
	Thammasak Sethaudom	
	Tanawong Areeratchakul	
	Sakchai Patiparnpreechavud	
	Chatri Eamsoebhana	
	Bandhit Thamprajamchit	
	Santi Wasanasiri	
	Rudy Suparman	
	Diana Arsiyanti	
Direksi		Board of Directors
Presiden Direktur	Erwin Ciputra	President Director
Wakil Presiden Direktur Operasional	Pholavit Thiebpattama	Operation Vice President Director
Wakil Presiden Direktur Komersial	Baritono Prajogo Pangestu	Commercial Vice President Director
Direktur Keuangan	Andre Khor Kah Hin	Finance Director
Direktur Manufaktur	Prapote Stianpapong	Manufacturing Director
Direktur *Supply Chain*	Fransiskus Ruly Aryawan	Supply Chain Director
Direktur *Human Resources & Corporate Affairs*	Suryandi	Human Resources & Corporate Affairs Director
Direktur PT Chandra Asri Perkasa (CAP2)	Sarayuth Vorapruekjaru	PT Chandra Asri Perkasa (CAP2) Director
Direktur Monomer & *Intermediaries*	Petch Niyomsen	Monomer & Intermediaries Director
Direktur Strategi & Pengembangan Bisnis	Anawat Chansaksoong	Strategy & Business Development Director
Direktur Proyek, Pemeliharaan & TEC	Suwit Wiwattanawanich	Projects, Maintenance & TEC Director
Direktur ESG & *Sustainability*	Phuping Taweesarp	ESG & Sustainability Director
Direktur Produksi *Downstream*	Boedijono Hadipoespito	Downstream Production Director
Direktur *Legal & External Affairs*	Edi Riva'i	Legal & External Affairs Director
Direktur *Polymer Sales*	Raymond Budhin	Polymer Sales Director
Komite Audit		Audit Committee
Ketua	Tan Ek Kia	Chairman
Anggota	Michell Suharli	Members
	Dikdik Sugiharto	
Komite Remunerasi		Remuneration Committee
Ketua	Ho Hon Cheong	Chairman
Anggota	Agus Salim Pangestu	Members
	Tan Ek Kia	
	Tanawong Areeratchakul	

*) merangkap komisaris independen

*) also serves as independent commissioner

	31 Desember 2022/ *December 31, 2022*	
Dewan Komisaris		Board of Commissioners
Presiden Komisaris *)	Djoko Suyanto	President Commissioner *)
Wakil Presiden Komisaris *)	Tan Ek Kia	Vice President Commissioner *)
Komisaris *)	Ho Hon Cheong	Commissioners *)
	Surong Bulakul	
	Erry Riyana Hardjapamekas	
Komisaris	Lim Chong Thian	Commissioners
	Agus Salim Pangestu	
	Thammasak Sethaudom	
	Tanawong Areeratchakul	
	Sakchai Patiparnpreechavud	
	Kulachet Dharachandra	
	Wirat Uanarumit	
	Santi Wasanasiri	
	Rudy Suparman	
Direksi		Board of Directors
Presiden Direktur	Erwin Ciputra	President Director
Wakil Presiden Direktur Operasional	Krit Bunnag	Operation Vice President Director
Wakil Presiden Direktur Komersial	Baritono Prajogo Pangestu	Commercial Vice President Director
Direktur Keuangan	Andre Khor Kah Hin	Finance Director
Direktur Manufaktur	Prapote Stianpapong	Manufacturing Director
Direktur *Supply Chain*	Fransiskus Ruly Aryawan	Supply Chain Director
Direktur *Human Resources & Corporate Affairs*	Suryandi	Human Resources & Corporate Affairs Director
Direktur PT Chandra Asri Perkasa (CAP2)	Pholavit Thiebpattama	PT Chandra Asri Perkasa (CAP2) Director
Direktur Monomer & *Intermediaries*	Petch Niyomsen	Monomer & Intermediaries Director
Direktur Strategi & Pengembangan Bisnis	Nattapong Tumsaroj	Strategy & Business Development Director
Direktur Proyek, Pemeliharaan & TEC	Suwit Wiwattanawanich	Projects, Maintenance & TEC Director
Direktur ESG & *Sustainability*	Phuping Taweesarp	ESG & Sustainability Director
Direktur Produksi *Downstream*	Boedijono Hadipoespito	Downstream Production Director
Direktur *Legal & External Affairs*	Edi Riva'i	Legal & External Affairs Director
Direktur *Polymer Sales*	Raymond Budhin	Polymer Sales Director
Komite Audit		Audit Committee
Ketua	Tan Ek Kia	Chairman
Anggota	Michell Suharli	Members
	Dikdik Sugiharto	
Komite Remunerasi		Remuneration Committee
Ketua	Ho Hon Cheong	Chairman
Anggota	Agus Salim Pangestu	Members
	Tan Ek Kia	
	Tanawong Areeratchakul	

*) merangkap komisaris independen

*) also serves as independent commissioner

Perusahaan dan entitas anak ("Grup") memiliki jumlah karyawan sebanyak 2.296 pada tanggal 31 Desember 2023 (31 Desember 2022: 2.080).

The Company and its subsidiaries (the "Group") have total number of employees of 2,296 as of December 31, 2023 (December 31, 2022: 2,080).

Pada tanggal 12 November 2019, Otoritas Jasa Keuangan ("OJK") menerbitkan pernyataan efektif atas penggabungan usaha antara Perusahaan dan PT Petrokimia Butadiene Indonesia ("PBI") yang berlaku efektif secara legal pada tanggal 1 Januari 2020.

On November 12, 2019, the Capital Market Supervisory Board ("OJK") issued a notice of effectivity for the merger between the Company and PT Petrokimia Butadiene Indonesia ("PBI") which is legally effective on January 1, 2020.

Berdasarkan Rapat Umum Luar Biasa Pemegang Saham Perusahaan, yang diaktakan dalam Akta Notaris No. 76 tanggal 15 November 2019 dari Jose Dima Satria, S.H., M.Kn., Notaris di Jakarta, para pemegang saham Perusahaan menyetujui transaksi penggabungan usaha ini.

Based on Extraordinary General Meeting of Shareholders of the Company, as stated in Notarial Deed No. 76 dated November 15, 2019 of Jose Dima Satria, S.H., M.Kn., Notary in Jakarta, the Company's shareholders approved this merger transaction.

Pada tanggal 2 Desember 2020, OJK menerbitkan pernyataan efektif atas penggabungan usaha antara Perusahaan dan PT Styrindo Mono Indonesia ("SMI") yang berlaku efektif secara legal pada tanggal 1 Januari 2021.

Berdasarkan Rapat Umum Luar Biasa Pemegang Saham Perusahaan, yang diaktakan dalam Akta Notaris No. 48 tanggal 7 Desember 2020 dari Jose Dima Satria, S.H., M.Kn., Notaris di Jakarta, para pemegang saham Perusahaan menyetujui transaksi penggabungan usaha ini.

On December 2, 2020, OJK issued a notice of effectivity for the merger between the Company and PT Styrindo Mono Indonesia ("SMI") which is legally effective on January 1, 2021.

Based on Extraordinary General Meeting of Shareholders of the Company, as stated in Notarial Deed No. 48 dated December 7, 2020 of Jose Dima Satria, S.H., M.Kn., Notary in Jakarta, the Company's shareholders approved this merger transaction.

b. Penawaran Umum Saham Perusahaan

Perusahaan memperoleh pernyataan efektif dari Ketua Bapepam (sekarang Otoritas Jasa Keuangan/OJK) dengan surat No. S-977/PM/1996 tanggal 14 Juni 1996 sebagai perusahaan publik. Perusahaan melakukan pencatatan pada Bursa Efek Jakarta (sekarang Bursa Efek Indonesia) atas seluruh sahamnya, yang telah ditempatkan dan disetor penuh, sejumlah 257.500.000 saham dengan nilai nominal Rp 1.000 per saham. Perdagangan saham di Bursa Efek Jakarta (sekarang Bursa Efek Indonesia) ini dihentikan mulai tanggal 3 Februari 2003. Pada tanggal 22 Mei 2008, Perusahaan melakukan pencatatan kembali (*relisted*) atas seluruh sahamnya yang telah ditempatkan dan disetor penuh sejumlah 728.401.000 saham dengan nilai nominal Rp 1.000 per saham di Bursa Efek Indonesia.

b. The Company's Public Offering

By virtue of Bapepam (currently Capital Market Supervisory Board/OJK) letter No. S-977/PM/1996 dated June 14, 1996, the Company's registration statement as a public company was declared effective. The Company listed its entire capital stock issued and fully paid comprising 257,500,000 shares with nominal value of Rp 1,000 per share on Jakarta Stock Exchange (currently Indonesia Stock Exchange). Trading of the Company's shares on Jakarta Stock Exchange (currently Indonesia Stock Exchange) was delisted on February 3, 2003. On May 22, 2008, the Company relisted its entire issued and fully paid capital stock comprising 728,401,000 shares, with nominal value of Rp 1,000 per share in Indonesia Stock Exchange.

Pada tanggal 25 Juli 1994, Perusahaan melakukan penawaran umum atas *American Depository Shares* ("ADS"), yang mewakili saham Perusahaan. ADS tersebut tercatat di *National Association of Securities Dealer Automated Quotation* ("NASDAQ"). Pada tanggal 14 Maret 1996, pencatatan ADS Perusahaan dipindahkan dari NASDAQ ke *New York Stock Exchange* ("NYSE"). Perdagangan saham Perusahaan di NYSE telah dihentikan sejak tanggal 23 Maret 2000.

On July 25, 1994, the Company made a public offering of American Depository Shares ("ADS"), representing shares of common stock of the Company. The ADS were listed on the National Association of Securities Dealer Automated Quotation ("NASDAQ"). On March 14, 1996, the ADS's listing was transferred from NASDAQ to the New York Stock Exchange ("NYSE"). Trading of the Company's common stock on the NYSE was delisted effective on March 23, 2000.

Pada tanggal 31 Oktober 2013, Perusahaan memperoleh pernyataan efektif dari OJK berdasarkan surat No. S-346/D.04/2013 untuk mengadakan Penawaran Umum Terbatas I ("PUT I") dengan Hak Memesan Efek Terlebih Dahulu dimana Perusahaan menerbitkan sebanyak 220.766.142 saham. Jumlah saham yang dicatat pada Bursa Efek Indonesia pada tanggal 22, 26 dan 29 November 2013 masing-masing sebanyak 66.488.061, 1.680 dan 154.276.401 saham.

On October 31, 2013, the Company obtained notice of effectivity from OJK based on Letter No. S-346/D.04/2013 for the Limited Public Offering I ("LPO I") to the Shareholders with Preemptive Rights totalling 220,766,142 shares. The number of shares recorded in Indonesia Stock Exchange on November 22, 26 and 29, 2013 were 66,488,061, 1,680 and 154,276,401 shares, respectively.

Pada tanggal 14 Agustus 2017, Perusahaan memperoleh pernyataan efektif dari OJK berdasarkan surat No. S-410/D.04/2017 untuk mengadakan Penawaran Umum Terbatas II ("PUT II") kepada para pemegang saham dengan Hak Memesan Efek Terlebih Dahulu sebanyak 279.741.494 saham. Pada tanggal 8 September 2017, saham tersebut dicatat pada Bursa Efek Indonesia.

On August 14, 2017, the Company obtained notice of effectivity from OJK based on Letter No. S-410/D.04/2017 for the Limited Public Offering II ("LPO II") to stockholders with Preemptive Rights totalling 279,741,494 shares. On September 8, 2017, these shares were listed on Indonesia Stock Exchange.

Sesuai dengan akta Rapat Umum Pemegang Saham Luar Biasa ("RUPSLB") No. 7 tanggal 6 November 2017, Perusahaan melakukan pemecahan nilai nominal saham dari Rp 1.000 per saham menjadi Rp 200 per saham atau dengan rasio 1:5.

Based on Extraordinary General Meeting of Shareholders ("EGMS") No. 7 dated November 6, 2017, the Company conducted stock split for the nominal value of shares from Rp 1,000 per share to Rp 200 per share or with ratio 1:5.

Pada tanggal 20 Agustus 2021, Perusahaan memperoleh pernyataan efektif dari OJK berdasarkan surat No. S-137/D.04/2021 untuk mengadakan Penawaran Umum Terbatas III ("PUT III") kepada para pemegang saham dengan Hak Memesan Efek Terlebih Dahulu ("HMETD") sebanyak 3.794.366.013 saham. Pada tanggal 3 September 2021, saham tersebut dicatat pada Bursa Efek Indonesia.

On August 20, 2021, the Company obtained notice of effectivity from OJK based on Letter No. S-137/D.04/2021 for the Limited Public Offering III ("LPO III") to stockholders with Preemptive Rights totalling 3,794,366,013 shares. On September 3, 2021, these shares were listed on Indonesia Stock Exchange.

Sesuai dengan akta Rapat Umum Pemegang Saham Luar Biasa ("RUPSLB") No. 35 tanggal 5 Agustus 2022, Perusahaan melakukan pemecahan nilai nominal saham dari Rp 200 per saham menjadi Rp 50 per saham atau dengan rasio 1:4.

Based on Extraordinary General Meeting of Shareholders ("EGMS") No. 35, dated August 5, 2022, the Company conducted stock split for the nominal value of shares from Rp 200 per share to Rp 50 per share or with ratio 1:4.

Pada tanggal 31 Desember 2023, seluruh saham Perusahaan sebanyak 86.511.545.092 saham (31 Desember 2022: 86.511.545.092 saham) telah tercatat pada Bursa Efek Indonesia.

As of December 31, 2023, all of the Company's outstanding shares totaling to 86,511,545,092 shares (December 31, 2022: 86,511,545,092 shares) have been listed in the Indonesia Stock Exchange.

c. Penawaran Umum Obligasi Perusahaan

c. The Company's Bonds Offering

Obligasi Chandra Asri Petrochemical Berkelanjutan IV Tahun 2022

Chandra Asri Petrochemical Shelf Registration Bonds IV Year 2022

Pada tanggal 29 Juli 2022, Perusahaan memperoleh pernyataan efektif dari OJK berdasarkan surat No. S-149/D.04/2022 untuk melakukan Penawaran Umum Obligasi Berkelanjutan IV Chandra Asri Petrochemical dengan jumlah pokok sebesar Rp 8 triliun (setara dengan US$ 534.831 ribu).

On July 29, 2022, the Company obtained notice of effectivity from OJK based on letter No. S-149/D.04/2022 for Chandra Asri Petrochemical Shelf Registration Bonds IV Offering with principal amounting to Rp 8 trillion (equivalent to US$ 534,831 thousand).

Dalam rangka Penawaran Umum Obligasi Berkelanjutan tersebut, Perusahaan telah menerbitkan:

In the context of the Bonds' Offering, the Company has issued:

- Obligasi Berkelanjutan IV Chandra Asri Petrochemical Tahap I Tahun 2022 sejumlah Rp 2 triliun (setara dengan US$ 134.093 ribu) yang terdiri atas Seri A sejumlah Rp 1.426,45 miliar (setara dengan US$ 95.639 ribu) yang jatuh tempo pada 9 Agustus 2027, Seri B sejumlah Rp 347 miliar (setara dengan US$ 23.265 ribu) yang jatuh tempo pada 9 Agustus 2029 dan Seri C sejumlah Rp 226,55 miliar (setara dengan US$ 15.189 ribu) yang jatuh tempo pada 9 Agustus 2032. Obligasi tersebut dicatat pada Bursa Efek Indonesia pada 9 Agustus 2022 (Catatan 22).

- The Chandra Asri Petrochemical Shelf Registration Bonds IV Phase I Year 2022 amounting to Rp 2 trillion (equivalent to US$ 134,093 thousand) which comprise of Series A amounting to Rp 1,426.45 billion (equivalent to US$ 95,639 thousand) with maturity date of August 9, 2027, Series B amounting to Rp 347 billion (equivalent to US$ 23,265 thousand) with maturity date of August 9, 2029 and Series C amounting to Rp 226.55 billion (equivalent to US$ 15,189 thousand) with maturity date of August 9, 2032. The Bonds were listed on the Indonesia Stock Exchange on August 9, 2022 (Note 22).

- Obligasi Berkelanjutan IV Chandra Asri Petrochemical Tahap II Tahun 2023 sejumlah Rp 1,25 Triliun (setara dengan US$ 82.021 ribu) yang terdiri atas seri A sejumlah Rp 1.022,65 miliar (setara dengan US$ 67.103 ribu) yang jatuh tempo pada 28 Februari 2028 dan Seri B sejumlah Rp 227,35 miliar (setara dengan US$ 14.918 ribu) yang jatuh tempo pada 28 Februari 2030. Obligasi tersebut dicatat pada Bursa Efek Indonesia pada 1 Maret 2023 (Catatan 22).

- The Chandra Asri Petrochemical Shelf Registration Bonds IV Phase II Year 2023 amounting to Rp 1.25 trillion (equivalent to US$ 82,021 thousand) which comprise of Series A amounting to Rp 1,022.65 billion (equivalent to US$ 67,103 thousand) with maturity date of February 28, 2028 and Series B amounting to Rp 227.35 billion (equivalent to US$ 14,918 thousand) with maturity date of February 28, 2030. The Bonds were listed on the Indonesia Stock Exchange on March 1, 2023 (Note 22).

- Obligasi Berkelanjutan IV Chandra Asri Petrochemical Tahap III Tahun 2023 sejumlah Rp 1 Triliun (setara dengan US$ 64.408 ribu) yang terdiri atas seri A sejumlah Rp 361,48 miliar (setara dengan US$ 23.282 ribu) yang jatuh tempo pada 27 September 2026, seri B sejumlah Rp 534,76 miliar (setara dengan US$ 34.443 ribu) yang jatuh tempo pada 27 September 2028, dan Seri C sejumlah Rp 103,76 miliar (setara dengan US$ 6.683 ribu) yang jatuh tempo pada 27 September 2030. Obligasi tersebut dicatat pada Bursa Efek Indonesia pada 29 September 2023 (Catatan 22).

- The Chandra Asri Petrochemical Shelf Registration Bonds IV Phase III Year 2023 amounting to Rp 1 trillion (equivalent to US$ 64,408 thousand) which comprise of Series A amounting to Rp 361.48 billion (equivalent to US$ 23,282 thousand) with maturity date of September 27, 2026, Series B amounting to Rp 534.76 billion (equivalent to US$ 34,443 thousand) with maturity date of September 27, 2028, and Series C amounting to Rp 103.76 billion (equivalent to US$ 6,683 thousand) with maturity date of September 27, 2030. The Bonds were listed on the Indonesia Stock Exchange on September 29, 2023 (Note 22).

Obligasi Chandra Asri Petrochemical Berkelanjutan III Tahun 2020

Chandra Asri Petrochemical Shelf Registration Bonds III Year 2020

Pada tanggal 13 Agustus 2020, Perusahaan memperoleh pernyataan efektif dari OJK berdasarkan surat No. S-214/D.04/2020 untuk melakukan Penawaran Umum Obligasi Berkelanjutan III Chandra Asri Petrochemical dengan jumlah pokok sebesar Rp 5 triliun (setara dengan US$ 336.089 ribu).

On August 13, 2020, the Company obtained notice of effectivity from OJK based on letter No. S-214/D.04/2020 for Chandra Asri Petrochemical Shelf Registration Bonds III Offering with principal amounting to Rp 5 trillion (equivalent to US$ 336,089 thousand).

Dalam rangka Penawaran Umum Obligasi Berkelanjutan tersebut, Perusahaan telah menerbitkan:

In the context of the Bonds' Offering, the Company has issued:

- Obligasi Berkelanjutan III Chandra Asri Petrochemical Tahap I Tahun 2020 sejumlah Rp 1 triliun (setara dengan US$ 68.325 ribu) yang terdiri atas Seri A sejumlah Rp 528,8 miliar (setara dengan US$ 36.130 ribu) yang jatuh tempo pada 26 Agustus 2023, Seri B sejumlah Rp 357,7 miliar (setara dengan US$ 24.440 ribu) yang jatuh tempo pada 26 Agustus 2025 dan Seri C sejumlah Rp 113,5 miliar (setara dengan US$ 7.755 ribu) yang jatuh tempo pada 26 Agustus 2027. Obligasi tersebut dicatat pada Bursa Efek Indonesia pada 27 Agustus 2020 (Catatan 22).

- The Chandra Asri Petrochemical Shelf Registration Bonds III Phase I Year 2020 amounting to Rp 1 trillion (equivalent to US$ 68,325 thousand) which comprise of Series A amounting to Rp 528.8 billion (equivalent to US$ 36,130 thousand) with maturity date of August 26, 2023, Series B amounting to Rp 357.7 billion (equivalent to US$ 24,440 thousand) with maturity date of August 26, 2025 and Series C amounting to Rp 113.5 billion (equivalent to US$ 7,755 thousand) with maturity date of August 26, 2027. The Bonds were listed on the Indonesia Stock Exchange on August 27, 2020 (Note 22).

- Obligasi Berkelanjutan III Chandra Asri Petrochemical Tahap II Tahun 2020 sejumlah Rp 600 miliar (setara dengan US$ 40.358 ribu) yang jatuh tempo pada 4 November 2023. Obligasi tersebut dicatat pada Bursa Efek Indonesia pada 5 November 2020 (Catatan 22).

- The Chandra Asri Petrochemical Shelf Registration Bonds III Phase II Year 2020 amounting to Rp 600 billion (equivalent to US$ 40,358 thousand) with maturity date of November 4, 2023. The Bonds were listed on the Indonesia Stock Exchange on November 5, 2020 (Note 22).

- Obligasi Berkelanjutan III Chandra Asri Petrochemical Tahap III Tahun 2021 sejumlah Rp 1 triliun (setara dengan US$ 68.339 ribu) yang terdiri atas Seri A sejumlah Rp 50 miliar (setara dengan US$ 3.417 ribu) yang jatuh tempo pada 15 April 2024, Seri B sejumlah Rp 587,95 miliar (setara dengan US$ 40.180 ribu) yang jatuh tempo pada 15 April 2026 dan Seri C sejumlah Rp 362,05 miliar (setara dengan US$ 24.742 ribu) yang jatuh tempo pada 15 April 2028. Obligasi tersebut dicatat pada Bursa Efek Indonesia pada 15 April 2021 (Catatan 22).

- The Chandra Asri Petrochemical Shelf Registration Bonds III Phase III Year 2021 amounting to Rp 1 trillion (equivalent to US$ 68,339 thousand) which comprise of Series A amounting to Rp 50 billion (equivalent to US$ 3,417 thousand) with maturity date of April 15, 2024, Series B amounting to Rp 587.95 billion (equivalent to US$ 40,180 thousand) with maturity date of April 15, 2026 and Series C amounting to Rp 362.05 billion (equivalent to US$ 24,742 thousand) with maturity date of April 15, 2028. The Bonds were listed on the Indonesia Stock Exchange on April 15, 2021 (Note 22).

- Obligasi Berkelanjutan III Chandra Asri Petrochemical Tahap IV Tahun 2021 sejumlah Rp 1 triliun (setara dengan US$ 69.828 ribu) yang terdiri atas Seri A sejumlah Rp 266,95 miliar (setara dengan US$ 18.640 ribu) yang jatuh tempo pada 29 Oktober 2026, Seri B sejumlah Rp 581,50 miliar (setara dengan US$ 40.605 ribu) yang jatuh tempo pada 29 Oktober 2028 dan Seri C sejumlah Rp 151,55 miliar (setara dengan US$ 10.583 ribu) yang jatuh tempo pada 29 Oktober 2031. Obligasi tersebut dicatat pada Bursa Efek Indonesia pada 1 November 2021 (Catatan 22).

- The Chandra Asri Petrochemical Shelf Registration Bonds III Phase IV Year 2021 amounting to Rp 1 trillion (equivalent to US$ 69,828 thousand) which comprise of Series A amounting to Rp 266.95 billion (equivalent to US$ 18,640 thousand) with maturity date of October 29, 2026, Series B amounting to Rp 581.50 billion (equivalent to US$ 40,605 thousand) with maturity date of October 29, 2028 and Series C amounting to Rp 151.55 billion (equivalent to US$ 10,583 thousand) with maturity date of October 29, 2031. The Bonds were listed on the Indonesia Stock Exchange on November 1, 2021 (Note 22).

- Obligasi Berkelanjutan III Chandra Asri Petrochemical Tahap V Tahun 2022 sejumlah Rp 1,4 triliun (setara dengan US$ 97.568 ribu) yang terdiri atas Seri A sejumlah Rp 860 miliar (setara dengan US$ 59.935 ribu) yang jatuh tempo pada 8 Maret 2027, Seri B sejumlah Rp 300 miliar (setara dengan US$ 20.907 ribu) yang jatuh tempo pada 8 Maret 2029 dan Seri C sejumlah Rp 240 miliar (setara dengan US$ 16.726 ribu) yang jatuh tempo pada 8 Maret 2032. Obligasi tersebut dicatat pada Bursa Efek Indonesia pada 9 Maret 2022 (Catatan 22).

- The Chandra Asri Petrochemical Shelf Registration Bonds III Phase V Year 2022 amounting to Rp 1.4 trillion (equivalent to US$ 97,568 thousand) which comprise of Series A amounting to Rp 860 billion (equivalent to US$ 59,935 thousand) with maturity date of March 8, 2027, Series B amounting to Rp 300 billion (equivalent to US$ 20,907 thousand) with maturity date of March 8, 2029 and Series C amounting to Rp 240 billion (equivalent to US$ 16,726 thousand) with maturity date of March 8, 2032. The Bonds were listed on the Indonesia Stock Exchange on March 9, 2022 (Note 22).

Obligasi Chandra Asri Petrochemical Berkelanjutan II Tahun 2018

Pada tanggal 13 Desember 2018, Perusahaan memperoleh pernyataan efektif dari OJK berdasarkan surat No. S-181/D.04/2018 untuk melakukan Penawaran Umum Obligasi Berkelanjutan II Chandra Asri Petrochemical dengan jumlah pokok sebesar Rp 2 triliun (setara dengan US$ 137.589 ribu).

Chandra Asri Petrochemical Shelf Registration Bonds II Year 2018

On December 13, 2018, the Company obtained notice of effectivity from OJK based on letter No. S-181/D.04/2018 for Chandra Asri Petrochemical Shelf Registration Bonds II Offering with principal amounting to Rp 2 trillion (equivalent to US$ 137,589 thousand).

Dalam rangka Penawaran Umum Obligasi Berkelanjutan tersebut, Perusahaan telah menerbitkan:

- Obligasi Berkelanjutan II Chandra Asri Petrochemical Tahap II Tahun 2019 sejumlah Rp 750 miliar (setara dengan US$ 53.953 ribu) yang jatuh tempo pada 29 Mei 2022. Obligasi tersebut dicatat pada Bursa Efek Indonesia pada 31 Mei 2019 (Catatan 22).

- Obligasi Berkelanjutan II Chandra Asri Petrochemical Tahap III Tahun 2020 sejumlah Rp 750 miliar (setara dengan US$ 54.829 ribu) yang jatuh tempo pada 12 Februari 2025. Obligasi tersebut dicatat pada Bursa Efek Indonesia pada 13 Februari 2020 (Catatan 22).

In the context of the Bonds' Offering, the Company has issued:

- The Chandra Asri Petrochemical Shelf Registration Bonds II Phase II Year 2019 amounting to Rp 750 billion (equivalent to US$ 53,953 thousand) with maturity date on May 29, 2022. The Bonds were listed on the Indonesia Stock Exchange on May 31, 2019 (Note 22).

- The Chandra Asri Petrochemical Shelf Registration Bonds II Phase III Year 2020 amounting to Rp 750 billion (equivalent to US$ 54,829 thousand) with maturity date on February 12, 2025. The Bonds were listed on the Indonesia Stock Exchange on February 13, 2020 (Note 22).

Obligasi Chandra Asri Petrochemical Berkelanjutan I Tahun 2017

Pada tanggal 4 Desember 2017, Perusahaan memperoleh pernyataan efektif dari OJK berdasarkan surat No. S-457/D.04/2017 untuk melakukan Penawaran Umum Obligasi Berkelanjutan I Chandra Asri Petrochemical dengan jumlah pokok sebanyak-banyaknya sebesar Rp 1 triliun (setara dengan US$ 73.926 ribu).

Chandra Asri Petrochemical Shelf Registration Bonds I Year 2017

On December 4, 2017, the Company obtained notice of effectivity from OJK based on letter No. S-457/D.04/2017 for Chandra Asri Petrochemical Shelf Registration Bonds I Offering with maximum amount of Rp 1 trillion (equivalent to US$ 73,926 thousand).

Dalam rangka Penawaran Umum Obligasi Berkelanjutan tersebut, Perusahaan telah menerbitkan:

- Obligasi Berkelanjutan I Chandra Asri Petrochemical Tahap I Tahun 2017 sejumlah Rp 500 miliar (setara dengan US$ 36.794 ribu) yang terdiri atas Seri A sejumlah Rp 150 miliar (setara dengan US$ 11.038 ribu) jatuh tempo pada 12 Desember 2020, Seri B sejumlah Rp 120,25 miliar (setara dengan US$ 8.849 ribu) jatuh tempo pada 12 Desember 2022 dan Seri C sejumlah Rp 229,75 miliar (setara dengan US$ 16.907 ribu) jatuh tempo pada 12 Desember 2024. Obligasi tersebut dicatat pada Bursa Efek Indonesia pada 13 Desember 2017 (Catatan 22).

- Obligasi Berkelanjutan I Chandra Asri Petrochemical Tahap II Tahun 2018 sejumlah Rp 500 miliar (setara dengan US$ 36.375 ribu) yang terdiri atas Seri A sejumlah Rp 100 miliar (setara dengan US$ 7.275 ribu) jatuh tempo pada 1 Maret 2021, Seri B sejumlah Rp 100 miliar (setara dengan US$ 7.275 ribu) jatuh tempo pada 1 Maret 2023 dan Seri C sejumlah Rp 300 miliar (setara dengan US$ 21.825 ribu) jatuh tempo pada 1 Maret 2025. Obligasi tersebut dicatat pada Bursa Efek Indonesia pada 2 Maret 2018 (Catatan 22).

In the context of the Bonds' Offering, the Company has issued:

- The Chandra Asri Petrochemical Shelf Registration Bonds I Phase I Year 2017 amounting to Rp 500 billion (equivalent to US$ 36,794 thousand) which comprise of Series A amounting to Rp 150 billion (equivalent to US$ 11,038 thousand) with maturity date on December 12, 2020, Series B amounting to Rp 120.25 billion (equivalent to US$ 8,849 thousand) with maturity date on December 12, 2022 and Series C amounting to Rp 229.75 billion (equivalent to US$ 16,907 thousand) with maturity date on December 12, 2024. The Bonds were listed on the Indonesia Stock Exchange on December 13, 2017 (Note 22).

- The Chandra Asri Petrochemical Shelf Registration Bonds I Phase II Year 2018 amounting to Rp 500 billion (equivalent to US$ 36,375 thousand) which comprise of Series A amounting to Rp 100 billion (equivalent to US$ 7,275 thousand) with maturity date on March 1, 2021, Series B amounting to Rp 100 billion (equivalent to US$ 7,275 thousand) with maturity date on March 1, 2023 and Series C amounting to Rp 300 billion (equivalent to US$ 21,825 thousand) with maturity date on March 1, 2025. The Bonds were listed on the Indonesia Stock Exchange on March 2, 2018 (Note 22).

d. Entitas Anak yang Dikonsolidasi

Rincian entitas anak Grup pada akhir periode pelaporan adalah sebagai berikut:

d. Consolidated Subsidiaries

Details of the Group's subsidiaries at the end of the reporting period are as follows:

Entitas Anak/ *Subsidiaries*	Domisili/ *Domicile*	Persentase Pemilikan/ *Percentage of Ownership* 31 Desember/ *December 31,* 2023	Persentase Pemilikan/ *Percentage of Ownership* 31 Desember/ *December 31,* 2022	Jenis Usaha/ *Nature of Business*	Tahun Operasi Komersil/ *Start of Commercial Operations*	Jumlah aset sebelum eliminasi/ *Total assets before elimination* 31 Desember/ *December 31,* 2023 US$ '000	Jumlah aset sebelum eliminasi/ *Total assets before elimination* 31 Desember/ *December 31,* 2022 US$ '000
PT Chandra Asri Perkasa ("CAP2") Pemilikan langsung/*Direct ownership*	Jakarta	99,99%	99,99%	Petrokimia/ *Petrochemical*	Tahap Pengembangan/ *Development stage*	516.650	389.125
PT Chandra Asri Alkali ("CAA") Pemilikan tidak langsung melalui CAP2 /Indirect *ownership through CAP2*	Jakarta	99,99%	-	Khlor dan alkali/ *Chlor and alkali*	Tahap Pengembangan/ *Development stage*	127.598	-
Chandra Asri Trading Company Pte. Ltd. ("CATCO") ex. Altus Capital Pte., Ltd. ("AC") Pemilikan langsung/*Direct ownership*	Singapura/ *Singapore*	100,00%	100,00%	Perdagangan Besar/ *Wholesale*	2009	236.486	144.409
Chandra Asri Capital Pte. Ltd. ("CAC") Pemilikan tidak langsung melalui CATCO/*Indirect ownership through CATCO*	Singapura/ *Singapore*	100,00%	-	Perusahaan investasi/ *Investing company*	2023	-	-
PT Chandra Daya Investasi ("CDI") Pemilikan langsung/ *Direct ownership*	Jakarta	100,00%	-	Konsultasi manajemen/ *Management consulting*	2023	917.111	-
PT Redeco Petrolin Utama ("RPU") Pemilikan tidak langsung melalui CDI/Indirect *ownership through CDI*	Jakarta	50,75%	50,75%	Sewa tangki/ *Tanks lease*	1986	8.852	9.975
PT Krakatau Chandra Energi ("KCE") formerly PT Krakatau Daya Listrik ("KDL") Pemilikan tidak langsung melalui CDI/Indirect *ownership through CDI*	Cilegon	70,00%	-	Industri listrik/ *Electrical industry*	1996	298.832	-
PT Krakatau Sarana Energi ("KSE") Pemilikan tidak langsung melalui KDL /Indirect *ownership through KDL*	Cilegon	68,07%	-	Penjualan bahan bakar minyak/ *Fuels sales*	1999	705	-
PT Chandra Pelabuhan Nusantara ("CPAT") Pemilikan langsung/*Direct ownership*	Jakarta	99,99%	-	Pergudangan, penyimpanan, dan layanan kepelabuhanan/ *Warehousing, storage, and seaport service*	Tahap Pengembangan/ *Development stage*	-	-
PT Chandra Samudera Port ("CSP") Pemilikan tidak langsung melalui CDI/*Indirect ownership through CDI*	Jakarta	99,99%	-	Konsultasi manajemen/ *Management consulting*	2023	8.711	-
PT Chandra Cilegon Port ("CCP") Pemilikan tidak langsung melalui CSP/*Indirect ownership through CSP*	Jakarta	100,00%	-	Pergudangan, penyimpanan, dan layanan kepelabuhanan/ *Warehousing, storage, and seaport service*	Tahap Pengembangan/ *Development stage*	8.513	-
PT Chandra Asri Port ("CA Port") Pemilikan tidak langsung melalui CSP/*Indirect ownership through CSP*	Jakarta	100,00%	-	Pergudangan, penyimpanan, dan layanan kepelabuhanan/ *Warehousing, storage, and seaport service*	Tahap Pengembangan/ *Development stage*	-	-

RPU

Berdasarkan Akta Notaris No. 113 tanggal 23 Mei 2023 oleh Jose Dima Satria, S.H., M.Kn., Notaris di Jakarta, Perusahaan mengalihkan kepemilikan saham RPU kepada CDI.

RPU

Based on Notarial Deed No. 113 dated May 23, 2023, of Jose Dima Satria, S.H., M.Kn., Notary in Jakarta, the Company transferred the investment in RPU shares to CDI.

CAP2

Berdasarkan Akta Notaris No. 102 tanggal 21 Mei 2018, dari Jose Dima Satria, S.H., M.Kn., Notaris di Jakarta, Perusahaan dan SMI memiliki saham CAP2 dengan modal dasar sebesar US$ 190.000 ribu atau ekuivalen dengan Rp 2.530.990 juta yang terdiri atas 190.000 lembar saham. Akta tersebut telah disahkan oleh Menteri Hukum Dan Hak Asasi Manusia Republik Indonesia melalui Surat Keputusan No. AHU-0074583.AH.01.11. Tahun 2018 tanggal 30 Mei 2018.

Berdasarkan Akta Notaris No. 116 tanggal 19 Agustus 2019, dari Jose Dima Satria, S.H., M.Kn., Notaris di Jakarta, Perusahaan dan SMI melakukan tambahan setoran modal ke CAP2 sebesar US$ 50.000 ribu. Akta tersebut telah disahkan oleh Menteri Hukum dan Hak Asasi Manusia Republik Indonesia melalui Surat Keputusan No. AHU 014440404.AH.01.11. Tahun 2019 tanggal 21 Agustus 2019.

Berdasarkan Akta Notaris No. 32 tanggal 10 Januari 2020, dari Jose Dima Satria, S.H., M.Kn., Notaris di Jakarta, Perusahaan dan SMI melakukan tambahan setoran modal ke CAP2 sebesar US$ 25.000 ribu. Akta tersebut telah disahkan oleh Menteri Hukum dan Hak Asasi Manusia Republik Indonesia melalui Surat Keputusan No. AHU-0008797.AH.01.11. Tahun 2020 tanggal 16 Januari 2020.

Berdasarkan Akta Notaris No. 57 tanggal 16 Maret 2020, dari Jose Dima Satria, S.H., M.Kn., Notaris di Jakarta, Perusahaan dan SMI melakukan tambahan setoran modal ke CAP2 sebesar US$ 15.000 ribu. Akta tersebut telah disahkan oleh Menteri Hukum dan Hak Asasi Manusia Republik Indonesia melalui Surat Keputusan No. AHU-0054769.AH.01.11. Tahun 2020 tanggal 18 Maret 2020.

Sehubungan dengan penggabungan usaha Perusahaan dan SMI, Perusahaan memiliki kepemilikan CAP2 sebesar 100% pada tanggal 1 Januari 2021.

Berdasarkan Akta Notaris No. 104 tanggal 10 Juni 2021, dari Jose Dima Satria, S.H., M.Kn., Notaris di Jakarta, PT Nusantara Polymer Solutions mengambil alih 1 lembar saham atau sebesar 0,001% kepemilikan CAP2 dari Perusahaan sebesar US$ 1 ribu. Akta tersebut telah disahkan oleh Menteri Hukum dan Hak Asasi Manusia Republik Indonesia sebagaimana tercantum dalam Surat Penerimaan Pemberitahuan Perubahan Anggaran Dasar No. AHU-AH.01.03-0366554. Tahun 2021 tanggal 10 Juni 2021.

CAP2

Based on Notarial Deed No. 102 dated May 21, 2018, of Jose Dima Satria, S.H., M.Kn., Notary in Jakarta, the Company and SMI owned the shares of CAP2, with authorized capital stock amounting to US$ 190,000 thousand or equivalent to Rp 2,530,990 million consist of 190,000 shares. The Deed was approved by Minister of Law and Human Rights of Republic of Indonesia under Decision Letter No. AHU-0074583.AH.01.11. Year 2018 dated May 30, 2018.

Based on Notarial Deed No. 116 dated August 19, 2019, of Jose Dima Satria, S.H., M.Kn., Notary in Jakarta, the Company and SMI increased its paid-up capital to CAP2 amounting to US$ 50,000 thousand. The Deed was approved by Minister of Law and Human Rights of Republic of Indonesia under Decision Letter No. AHU-014440404.AH.01.11. Year 2019 dated August 21, 2019.

Based on Notarial Deed No. 32 dated January 10, 2020, of Jose Dima Satria, S.H., M.Kn., Notary in Jakarta, the Company and SMI increased its paid-up capital to CAP2 amounting to US$ 25,000 thousand. The Deed was approved by Minister of Law and Human Rights of Republic of Indonesia under Decision Letter No. AHU-0008797.AH.01.11. Year 2020 dated January 16, 2020.

Based on Notarial Deed No. 57 dated March 16, 2020, of Jose Dima Satria, S.H., M.Kn., Notary in Jakarta, the Company and SMI increased its paid-up capital to CAP2 amounting to US$ 15,000 thousand. The Deed was approved by Minister of Law and Human Rights of Republic of Indonesia under Decision Letter No. AHU-0054769.AH.01.11. Year 2020 dated March 18, 2020.

In relation with the merger of the Company and SMI, the Company has 100% ownership of CAP2 on January 1, 2021.

Based on Notarial Deed No. 104 dated June 10, 2021, of Jose Dima Satria, S.H., M.Kn., Notary in Jakarta, PT Nusantara Polymer Solutions took over 1 share or 0.001% ownership of CAP2 from the Company in the amount of US$ 1 thousand. The Deed was approved by the Minister of Law and Human Rights of the Republic of Indonesia as stated in the Receipt of Notification on Amendment to Articles of Association with Decision Letter No. AHU-AH.01.03-0366554. Year 2021 dated June 10, 2021.

Berdasarkan Akta Notaris No. 30 tanggal 9 Juli 2021, dari Jose Dima Satria, S.H., M.Kn., Notaris di Jakarta, Perusahaan telah melakukan tambahan setoran modal ke CAP2 sebesar US$ 15.000 ribu. Akta tersebut telah disahkan oleh Menteri Hukum dan Hak Asasi Manusia Republik Indonesia sebagaimana tercantum dalam Surat Penerimaan Pemberitahuan Perubahan Anggaran Dasar No. AHU-AH.01.03-0427183. Tahun 2021 tanggal 9 Juli 2021.

Based on Notarial Deed No. 30 dated July 9, 2021, of Jose Dima Satria, S.H., M.Kn., Notary in Jakarta, the Company increased its paid-up capital to CAP2 amounting to US$ 15,000 thousand. The Deed was approved by the Minister of Law and Human Rights of the Republic of Indonesia as stated in the Receipt of Notification on Amendment to Articles of Association with Decision Letter No. AHU-AH.01.03-0427183. Year 2021 dated July 9, 2021.

Berdasarkan Akta Notaris No. 77 tanggal 23 Juli 2021, dari Jose Dima Satria, S.H., M.Kn., Notaris di Jakarta, Perusahaan telah melakukan tambahan setoran modal ke CAP2 sebesar US$ 3.000 ribu. Akta tersebut telah disahkan oleh Menteri Hukum dan Hak Asasi Manusia Republik Indonesia sebagaimana tercantum dalam Surat Penerimaan Pemberitahuan Perubahan Anggaran Dasar No. AHU-AH.01.03-0430882. Tahun 2021 tanggal 23 Juli 2021.

Based on Notarial Deed No. 77 dated July 23, 2021, of Jose Dima Satria, S.H., M.Kn., Notary in Jakarta, the Company increased its paid-up capital to CAP2 amounting to US$ 3,000 thousand. The Deed was approved by the Minister of Law and Human Rights of the Republic of Indonesia as stated in the Receipt of Notification on Amendment to Articles of Association with Decision Letter No. AHU-AH.01.03-0430882. Year 2021 dated July 23, 2021.

Berdasarkan Akta Notaris No. 140 tanggal 21 Maret 2022 oleh Jose Dima Satria, S.H., M.Kn., Notaris di Jakarta, Perusahaan menyetujui tambahan setoran modal ke CAP2 sebesar US$ 50.000 ribu. Akta ini telah mendapat persetujuan oleh Menteri Hukum dan Hak Asasi Manusia dalam Surat Keputusan No. AHU-AH.01.03-0203399. Tahun 2022 tanggal 25 Maret 2022.

Based on Notarial Deed No. 140 dated March 21, 2022, from Jose Dima Satria, S.H., M.Kn., Notary in Jakarta, the Company increased its paid-up capital to CAP2 amounting US$ 50,000 thousand. The deed was approved by the Ministry of Law and Human Rights of Republic of Indonesia as stated in Decision Letter No. AHU-AH.01.03-0203399. Year 2022 dated March 25, 2022.

Berdasarkan Akta Notaris No. 35 tanggal 9 November 2022 oleh Jose Dima Satria, S.H., M.Kn., Notaris di Jakarta, Perusahaan menyetujui tambahan setoran modal ke CAP2 sebesar US$ 12.000 ribu. Akta ini telah mendapat persetujuan oleh Menteri Hukum dan Hak Asasi Manusia dalam Surat Keputusan No. AHU-AH.01.03-0313938. Tahun 2022 tanggal 16 November 2022.

Based on Notarial Deed No. 35 dated November 9, 2022, from Jose Dima Satria, S.H., M.Kn., Notary in Jakarta, the Company increased its paid-up capital to CAP2 amounting US$ 12,000 thousand. The deed was approved by the Ministry of Law and Human Rights of Republic of Indonesia as stated in Decision Letter No. AHU-AH.01.03-0313938. Year 2022 dated November 16, 2022.

Berdasarkan Akta Notaris No. 33 tanggal 8 Maret 2023 oleh Jose Dima Satria, S.H., M.Kn., Notaris di Jakarta, Perusahaan menyetujui tambahan setoran modal ke CAP2 sebesar US$ 2.000 ribu. Akta ini telah mendapat persetujuan oleh Menteri Hukum dan Hak Asasi Manusia dalam Surat Keputusan No. AHU-AH.01.03-0037256. Tahun 2023 tanggal 8 Maret 2023.

Based on Notarial Deed No. 33 dated March 8, 2023, from Jose Dima Satria, S.H., M.Kn., Notary in Jakarta, the Company increased its paid-up capital to CAP2 amounting US$ 2,000 thousand. The deed was approved by the Ministry of Law and Human Rights of Republic of Indonesia as stated in Decision Letter No. AHU-AH.01.03-0037256. Year 2023 dated March 8, 2023.

Berdasarkan Akta Notaris No. 118 tanggal 28 Agustus 2023 oleh Jose Dima Satria, S.H., M.Kn., Notaris di Jakarta, Perusahaan menyetujui tambahan modal ditempatkan dan disetor penuh ke CAP2 sebesar US$ 6.500 ribu (atau setara dengan Rp 86.586,5 juta). Akta ini telah mendapat persetujuan oleh Menteri Hukum dan Hak Asasi Manusia dalam Surat Keputusan No. AHU-AH.01.03-0111041. Tahun 2023 tanggal 29 Agustus 2023.

Based on Notarial Deed No. 118 dated August 28, 2023, from Jose Dima Satria, S.H., M.Kn., Notary in Jakarta, the Company increased its issued and fully paid shares amounting US$ 6,500 thousand (or equivalent to Rp 86,586.5 million). The deed was approved by the Ministry of Law and Human Rights of Republic of Indonesia as stated in Decision Letter No. AHU-AH.01.03-0111041. Year 2023 dated August 29, 2023.

Berdasarkan Akta Notaris No. 64 tanggal 16 Oktober 2023 oleh Jose Dima Satria, S.H., M.Kn., Notaris di Jakarta, Perusahaan menyetujui tambahan modal ditempatkan dan disetor penuh ke CAP2 sebesar US$ 40.000 ribu (atau setara dengan Rp 532.840 juta). Akta ini telah mendapat persetujuan oleh Menteri Hukum dan Hak Asasi Manusia dalam Surat Keputusan No. AHU-AH.01.03-0131026. Tahun 2023 tanggal 19 Oktober 2023.

Based on Notarial Deed No. 64 dated October 16, 2023, from Jose Dima Satria, S.H., M.Kn., Notary in Jakarta, the Company increased its issued and fully paid shares to CAP2 amounting US$ 40,000 thousand (or equivalent to Rp 532,840 million). The deed was approved by the Ministry of Law and Human Rights of Republic of Indonesia as stated in Decision Letter No. AHU-AH.01.03-0131026. Year 2023 dated October 19, 2023.

Berdasarkan Akta Notaris No. 94 tanggal 17 November 2023 oleh Jose Dima Satria, S.H., M.Kn., Notaris di Jakarta, Perusahaan menyetujui tambahan setoran modal dasar ke CAP2 sebesar US$ 500 juta (atau setara dengan Rp 6.600,5 milliar) serta tambahan modal ditempatkan dan disetor penuh ke CAP2 sebesar US$ 77.150 ribu (atau setara dengan Rp 1.027.715,15 juta). Akta ini telah mendapat persetujuan oleh Menteri Hukum dan Hak Asasi Manusia dalam Surat Keputusan No. AHU-0071957.AH.01.02. Tahun 2023 tanggal 21 November 2023.

Based on Notarial Deed No. 94 dated November 17, 2023, from Jose Dima Satria, S.H., M.Kn., Notary in Jakarta, the Company increased its paid-up capital to CAP2 amounting US$ 500 million (or equivalent to Rp 6,600.5 billion) also increased its issued and fully paid shares amounting US$ 77,150 thousand (or equivalent to Rp 1,027,715.15 million). The deed was approved by the Ministry of Law and Human Rights of Republic of Indonesia as stated in Decision Letter No. AHU-0071957.AH.01.02. Year 2023 dated November 21, 2023.

CAA

CAA

Berdasarkan Akta Notaris No. 32 tanggal 8 Maret 2023, oleh Jose Dima Satria, S.H., M.Kn., Notaris di Jakarta, CAP2 dan PT Buana Primatama Niaga mendirikan CAA dengan modal dasar sejumlah Rp 40.005 juta (atau setara dengan US$ 2.667 ribu) terbagi atas 2.667 lembar saham, dengan masing-masing saham bernilai nominal Rp 15 juta. Dari modal dasar tersebut yang telah ditempatkan dan disetor penuh sebesar kurang lebih 25% atau sejumlah 667 lembar saham dengan nilai nominal seluruhnya sebesar Rp 10.005 juta (atau setara dengan US$ 667 ribu). Akta tersebut telah disahkan oleh Menteri Hukum dan Hak Asasi Manusia melalui Surat Keputusan No. AHU-0019505.AH.01.01. Tahun 2023 tanggal 9 Maret 2023.

Based on Notarial Deed No. 32 dated March 8, 2023, by Jose Dima Satria, S.H., M.Kn., a Notary in Jakarta, CAP2 and PT Buana Primatama Niaga established a company named CAA with total authorized capital stock amounted to Rp 40,005 million (or equivalent to US$ 2,667 thousand) consist of 2,667 shares with par value of Rp 15 million. From authorized capital stock, the issued and paid in capital is approximately of 25% or equivalent to 667 shares amounted to Rp 10,005 million (or equivalent to US$ 667 thousand). These deeds were approved by the Minister of Law and Human Rights under Decision Letter No. AHU-0019505.AH.01.01. Year 2023, dated March 9, 2023.

Berdasarkan Akta Notaris No. 144 tanggal 26 Mei 2023 oleh Jose Dima Satria, S.H., M.Kn., Notaris di Jakarta, CAP2 menyetujui tambahan setoran modal dasar ke CAA sebesar US$ 12.001 ribu (atau setara dengan Rp 180.015 juta) serta tambahan modal ditempatkan dan disetor penuh ke CAA sebesar US$ 3.000 ribu (atau setara dengan Rp 45 milliar). Akta ini telah mendapat persetujuan oleh Menteri Hukum dan Hak Asasi Manusia dalam Surat Keputusan No. AHU-AH.01.03-0070019. Tahun 2023 tanggal 29 Mei 2023.

Based on Notarial Deed No. 144 dated May 26, 2023, from Jose Dima Satria, S.H., M.Kn., Notary in Jakarta, CAP2 increased its paid-up capital to CAA amounting US$ 12,001 thousand (or equivalent to Rp 180,015 million) also increased its issued and fully paid shares to CAA amounting US$ 3,000 thousand (or equivalent to Rp 45 billion). The deed was approved by the Ministry of Law and Human Rights of Republic of Indonesia as stated in Decision Letter No. AHU-AH.01.03-0070019. Year 2023 dated May 29, 2023.

Berdasarkan Akta Notaris No. 119 tanggal 28 Agustus 2023 oleh Jose Dima Satria, S.H., M.Kn., Notaris di Jakarta, CAP2 menyetujui tambahan modal ditempatkan dan disetor penuh ke CAA sebesar US$ 6.500 ribu atau Rp 97.500 juta terbagi atas 6.500 saham. Akta ini telah mendapat persetujuan oleh Menteri Hukum dan Hak Asasi Manusia dalam Surat Keputusan No. AHU-AH.01.03-0112307. Tahun 2023 tanggal 31 Agustus 2023.

Based on Notarial Deed No. 119 dated August 28, 2023, from Jose Dima Satria, S.H., M.Kn., Notary in Jakarta, CAP2 increased its issued and fully paid shares to CAA amounting US$ 6,500 thousand or Rp 97,500 million consist of 6,500 shares. The deed was approved by the Ministry of Law and Human Rights of Republic of Indonesia as stated in Decision Letter No. AHU-AH.01.03-0112307. Year 2023 dated August 31, 2023.

Berdasarkan Akta Notaris No. 65 tanggal 16 Oktober 2023 oleh Jose Dima Satria, S.H., M.Kn., Notaris di Jakarta, CAP2 menyetujui tambahan setoran modal dasar ke CAA sebesar US$ 100.000 ribu (atau setara dengan Rp 1.500 miliar) serta tambahan modal ditempatkan dan disetor penuh ke CAA sebesar US$ 40.000 ribu (atau setara dengan Rp 600 milliar). Akta ini telah mendapat persetujuan oleh Menteri Hukum dan Hak Asasi Manusia dalam Surat Keputusan No. AHU-0063741.AH.01.02. Tahun 2023 tanggal 19 Oktober 2023.

Based on Notarial Deed No. 65 dated October 16, 2023, from Jose Dima Satria, S.H., M.Kn., Notary in Jakarta, CAP2 increased its paid-up capital to CAA amounting US$ 100,000 thousand (or equivalent to Rp 1,500 billion) also increased its issued and fully paid shares to CAA amounting US$ 40,000 thousand (or equivalent to Rp 600 million). The deed was approved by the Ministry of Law and Human Rights of Republic of Indonesia as stated in Decision Letter No. AHU-0063741.AH.01.02. Year 2023 dated October 19, 2023.

Berdasarkan Akta Notaris No. 95 tanggal 17 November 2023 oleh Jose Dima Satria, S.H., M.Kn., Notaris di Jakarta, CAP2 menyetujui tambahan setoran modal dasar ke CAA sebesar US$ 135.332 ribu (atau setara dengan Rp 2.209.980 juta) serta tambahan modal ditempatkan dan disetor penuh ke CAA sebesar US$ 77.150 ribu (atau setara dengan Rp 1.157.250 juta). Akta ini telah mendapat persetujuan oleh Menteri Hukum dan Hak Asasi Manusia dalam Surat Keputusan No. AHU-0074258.HH.01.02. Tahun 2023 tanggal 29 November 2023.

Based on Notarial Deed No. 95 dated November 17, 2023, from Jose Dima Satria, S.H., M.Kn., Notary in Jakarta, CAP2 increased its paid-up capital to CAA amounting US$ 135,332 thousand (or equivalent to Rp 2,209,980 million) also increased its issued and fully paid shares to CAA amounting US$ 77,150 thousand (or equivalent to Rp 1,157,250 million). The deed was approved by the Ministry of Law and Human Rights of Republic of Indonesia as stated in Decision Letter No. AHU-0074258.HH.01.02. Year 2023 dated November 29, 2023.

CATCO

Berdasarkan *Electronic Register of Members* No. ARN20201201128578 tanggal 1 Desember 2020, Perusahaan melakukan penambahan modal saham CATCO sebesar US$ 5.000 ribu yang terdiri dari 5.000 ribu lembar saham. Pada tahun 2020, CATCO juga menambah jenis usahanya menjadi perdagangan besar dan jasa penunjang usaha lainnya.

CATCO

Based on Electronic Register of Members No. ARN20201201128578 dated December 1, 2020, the Company increased its paid-up capital to CATCO amounting to US$ 5,000 thousand that consists of 5,000 shares. In 2020, CATCO also added its nature of business into wholesale and other support services.

Pada 23 September 2021, Perusahaan melakukan tambahan setoran modal saham CATCO sebesar US$ 100.120 ribu yang terdiri dari 100.120 ribu lembar saham preferen. Pada 28 September 2021, CATCO melakukan penebusan seluruh saham preferen tersebut dengan obligasi PT Bank Negara Indonesia (Persero) Tbk senilai US$ 100.120 ribu.

On September 23, 2021, the Company increased its paid-up capital to CATCO amounting to US$ 100,120 thousand that consists of 100,120 thousand preference shares. On September 28, 2021, CATCO redeemed all the preference shares in the form of bonds issued by PT Bank Negara Indonesia (Persero) Tbk amounting to US$ 100,120 thousand.

Berdasarkan *Electronic Register of Members* No. ARN20211027110142 tanggal 27 Oktober 2021, Perusahaan melakukan penambahan modal saham CATCO sebesar US$ 2.000 ribu yang terdiri dari 2.000 ribu lembar saham.

Based on Electronic Register of Members No. ARN20211027110142 dated October 27, 2021, the Company increased its paid-up capital to CATCO amounting to US$ 2,000 thousand that consists of 2,000 thousand shares.

Berdasarkan *Electronic Register of Members* No. 200919215M tanggal 29 Mei 2023, Perusahaan melakukan penambahan modal saham CATCO sebesar US$ 10.000 ribu yang terdiri dari 10.000 ribu lembar saham.

Based on Electronic Register of Members No. 200919215M dated May 29, 2023, the Company increased its paid-up capital to CATCO amounting to US$ 10,000 thousand that consists of 10,000 thousand shares.

Pada tanggal 26 September 2023, Perusahaan melakukan penambahan modal saham CATCO sebesar US$ 50.000 ribu yang terdiri dari 50.000 ribu lembar saham.

On September 26, 2023, the Company increased its paid-up capital to CATCO amounting to US$ 50,000 thousand that consists of 50,000 thousand shares.

CDI

Berdasarkan Akta Notaris No. 26 tanggal 8 Februari 2023, oleh Jose Dima Satria, S.H., M.Kn., Notaris di Jakarta, Perusahaan dan CAP2 mendirikan CDI dengan modal dasar sejumlah Rp 4 triliun (atau setara dengan US$ 263.200 ribu) terbagi atas 2.000.000 lembar saham dengan masing-masing saham bernilai nominal Rp 2 juta. Dari modal dasar tersebut yang telah ditempatkan dan disetor penuh adalah sebesar 25% atau sejumlah 500.000 lembar saham dengan nilai nominal seluruhnya sebesar Rp 1 triliun (atau setara dengan US$ 65.800 ribu). Akta tersebut telah disahkan oleh Menteri Hukum dan Hak Asasi Manusia melalui Surat Keputusan No. AHU-0011651.AH.01.01. Tahun 2023 tanggal 13 Februari 2023.

CDI

Based on Notarial Deed No. 26 dated February 8, 2023, by Jose Dima Satria, S.H., M.Kn., a Notary in Jakarta, the Company and CAP2 established CDI with total authorized capital stock amounted to Rp 4 trillion (or equivalent to US$ 263,200 thousand) consist of 2,000,000 shares with par value of Rp 2 million. From authorized capital stock, the issued and paid in capital is 25% or equivalent to 500,000 shares amounted to Rp 1 trillion (or equivalent to US$ 65,800 thousand). These deeds were approved by the Minister of Law and Human Rights under Decision Letter No. AHU-0011651.AH.01.01. Year 2023 dated February 13, 2023.

Berdasarkan Akta Notaris No. 10 tanggal 6 April 2023 oleh Jose Dima Satria, S.H., M.Kn., Notaris di Jakarta, Perusahaan menyetujui tambahan modal ditempatkan dan disetor penuh CDI sebesar Rp 150.880 juta terbagi atas 75.440 saham. Akta ini telah mendapat persetujuan oleh Menteri Hukum dan Hak Asasi Manusia dalam Surat Keputusan No. AHU-AH.01.03-0052267. Tahun 2023 tanggal 10 April 2023.

Based on Notarial Deed No. 10 dated April 6, 2023, from Jose Dima Satria, S.H., M.Kn., Notary in Jakarta, the Company increased its issued and fully paid shares to CDI amounting to Rp 150,888 million consist of 75,440 shares. The deed was approved by the Ministry of Law and Human Rights of Republic of Indonesia as stated in Decision Letter No. AHU-AH.01.03-0052267. Year 2023 dated April 10, 2023.

Berdasarkan Akta Notaris No. 17 tanggal 3 Mei 2023 oleh Jose Dima Satria, S.H., M.Kn., Notaris di Jakarta, Perusahaan menyetujui tambahan modal ditempatkan dan disetor penuh ke CDI sebesar Rp 190.658 juta terbagi atas 95.329 saham. Akta ini telah diterima oleh Menteri Hukum dan Hak Asasi Manusia dalam Surat Keputusan No. AHU-AH.01.03-0060504. Tahun 2023 tanggal 8 Mei 2023.

Based on Notarial Deed No. 17 dated May 3, 2023, from Jose Dima Satria, S.H., M.Kn., Notary in Jakarta, the Company increased its issued and fully paid shares to CDI amounting to Rp 190,658 million consist of 95,329 shares. The deed has been received by the Ministry of Law and Human Rights of Republic of Indonesia as stated in Decision Letter No. AHU-AH.01.03-0060504. Year 2023 dated May 8, 2023.

Berdasarkan Akta Notaris No. 113 tanggal 26 Juni 2023 oleh Jose Dima Satria, S.H., M.Kn., Notaris di Jakarta, Perusahaan menyetujui tambahan modal ditempatkan dan disetor penuh ke CDI sebesar Rp 148.880 juta terbagi atas 74.440 saham. Akta ini telah mendapat persetujuan oleh Menteri Hukum dan Hak Asasi Manusia dalam Surat Keputusan No. AHU-AH.01.03-0088313. Tahun 2023 tanggal 6 Juli 2023.

Based on Notarial Deed No. 113 dated June 26, 2023, from Jose Dima Satria, S.H., M.Kn., Notary in Jakarta, the Company increased its issued and fully paid shares to CDI amounting to Rp 148,880 million consist of 74,440 shares. The deed was approved by the Ministry of Law and Human Rights of Republic of Indonesia as stated in Decision Letter No. AHU-AH.01.03-0088313. Year 2023 dated July 6, 2023.

Berdasarkan Akta Notaris No. 15 tanggal 4 Agustus 2023 oleh Jose Dima Satria, S.H., M.Kn., Notaris di Jakarta, Perusahaan menyetujui tambahan modal ditempatkan dan disetor penuh ke CDI sebesar Rp 75.130 juta terbagi atas 37.565 saham. Akta ini telah mendapat persetujuan oleh Menteri Hukum dan Hak Asasi Manusia dalam Surat Keputusan No. AHU-AH.01.03-0103613. Tahun 2023 tanggal 10 Agustus 2023.

Based on Notarial Deed No. 15 dated August 4, 2023, from Jose Dima Satria, S.H., M.Kn., Notary in Jakarta, the Company increased its issued and fully paid shares to CDI amounting to Rp 75,130 million consist of 37,565 shares. The deed was approved by the Ministry of Law and Human Rights of Republic of Indonesia as stated in Decision Letter No. AHU-AH.01.03-0103613. Year 2023 dated August 10, 2023.

Berdasarkan Akta Notaris No. 8 tanggal 4 September 2023 oleh Jose Dima Satria, S.H., M.Kn., Notaris di Jakarta, pemegang saham CDI menyetujui pengalihan saham CAP2 sebanyak 1 saham atau setara dengan nilai nominal sebesar Rp 2.000.000, yang merupakan 0,01% dari seluruh saham yang dikeluarkan dan disetor dalam CDI kepada PT Buana Primatama Niaga. Akta ini telah mendapat persetujuan oleh Menteri Hukum dan Hak Asasi Manusia dalam Surat Keputusan No. AHU-AH.01.09-0159298. Tahun 2023 tanggal 5 September 2023.

Based on Notarial Deed No. 8 dated September 4, 2023, from Jose Dima Satria, S.H., M.Kn., Notary in Jakarta, shareholders of CDI have approved the transfer of 1 share of CAP2 equivalent to a nominal value of Rp 2,000,000 representing 0.01% of the total issued and paid-up capital of CDI to PT Buana Primatama Niaga. The deed was approved by the Ministry of Law and Human Rights of Republic of Indonesia as stated in Decision Letter No. AHU-AH.01.09-0159298. Year 2023 dated September 5, 2023.

Berdasarkan Akta Notaris No. 117 tanggal 13 Desember 2023 oleh Jose Dima Satria, S.H., M.Kn., Notaris di Jakarta, Perusahaan menyetujui tambahan setoran modal dasar ke CDI sebesar Rp 6 trilliun dengan menerbitkan 3 juta saham baru serta tambahan modal ditempatkan dan disetor penuh ke CDI sebesar Rp 5.070.950 juta dengan menerbitkan 2.535.475 saham baru. Akta ini telah mendapat persetujuan oleh Menteri Hukum dan Hak Asasi Manusia dalam Surat Keputusan No. AHU-0077901.AH.01.02. Tahun 2023 tanggal 13 Desember 2023.

Based on Notarial Deed No. 117 dated December 13, 2023, from Jose Dima Satria, S.H., M.Kn., Notary in Jakarta, the Company increased its paid-up capital to CDI amounting Rp 6 trillion issuing 3 million new shares and also increased its issued and fully paid shares to CDI amounting to Rp 5,070,950 million by issuing 2,535,475 new shares. The deed was approved by the Ministry of Law and Human Rights of Republic of Indonesia as stated in Decision Letter No. AHU-0077901.AH.01.02. Year 2023 dated December 13, 2023.

Berdasarkan Akta Notaris No. 168 tanggal 18 Desember 2023 oleh Jose Dima Satria, S.H., M.Kn., Notaris di Jakarta, Perusahaan menyetujui pengambilan bagian saham dan penerbitan saham baru kepada Phoenix Power BV sejumlah 1.422.107 saham baru dengan nilai nominal keseluruhan Rp 2.844.214 juta, menyetujui peningkatan modal disetor dan ditempatkan CDI sebesar Rp 2.844.214 juta dengan menerbitkan saham baru. Akta ini telah mendapat persetujuan oleh Menteri Hukum dan Hak Asasi Manusia dalam Surat Keputusan No. AHU-AH.01.03-0158167. Tahun 2023 tanggal 18 Desember 2023.

Based on Notarial Deed No. 168 dated December 18, 2023, from Jose Dima Satria, S.H., M.Kn., Notary in Jakarta, the Company has approved the transfers of shares and issuance of new shares to Phoenix Power BV totaling 1,422,107 new shares with a total nominal value Rp 2,844,214 million, agreed to increase the issued and paid-up capital of CDI by Rp 2,844,214 million through the issuance of new shares. The deed was approved by the Ministry of Law and Human Rights of Republic of Indonesia as stated in Decision Letter No. AHU-AH.01.03-0158167. Year 2023 dated December 18, 2023.

KCE

Berdasarkan Akta Notaris No. 88 tanggal 27 Februari 2023, oleh Jose Dima Satria, S.H., M.Kn., Notaris di Jakarta, CAP membeli saham KCE, seharga Rp 2.255.000 juta (atau setara dengan US$ 143.348 ribu) yang mewakili 70% dari jumlah modal saham yang ditempatkan dan disetor KCE (Catatan 38).

KCE

Based on Notarial Deed No. 88 dated February 27, 2023, by Jose Dima Satria, S.H., M.Kn., a Notary in Jakarta, CAP has acquired the shares of KCE, amounted to Rp 2,255,000 million (or equivalent to US$ 143,348 thousand) which represents 70% of the total issued and fully paid of KCE (Note 38).

Berdasarkan Akta Notaris No. 92 tanggal 27 Februari 2023, oleh Jose Dima Satria, S.H., M.Kn., Notaris di Jakarta, CAP mengalihkan kepemilikan saham KCE tersebut kepada CDI.

Based on Notarial Deed No. 92 dated February 27, 2023, by Jose Dima Satria, S.H., M.Kn., a Notary in Jakarta, CAP transferred the investment in KCE shares to CDI.

Berdasarkan Akta Notaris No. 1 tanggal 17 Oktober 2023 oleh Nurlaila, S.H., M.Kn., Notaris di Jakarta, pemegang saham KCE menyetujui perubahan nama KCE dari sebelumnya PT Krakatau Daya Listrik ("KDL") menjadi PT Krakatau Chandra Energi ("KCE"). Akta ini telah mendapat persetujuan oleh Menteri Hukum dan Hak Asasi Manusia dalam Surat Keputusan No. AHU-0063450.AH.01.02. Tahun 2023 tanggal 19 Oktober 2023.

Based on Notarial Deed No. 1 dated October 17, 2023, from Nurlaila, S.H., M.Kn., Notary in Jakarta, shareholders of KCE have approved the changes of KCE's name from its previous name PT. Krakatau Daya Listrik ("KDL") to PT Krakatau Chandra Energy ("KCE"). The deed was approved by the Ministry of Law and Human Rights of Republic of Indonesia as stated in Decision Letter No. AHU-0063450.AH.01.02. Year 2023 dated October 19, 2023.

CAC

Berdasarkan *Accounting and Corporate Regulatory* No. ACRA231114197937 tanggal 14 November 2023, CATCO mendirikan CAC dengan modal saham sebesar US$ 1 yang terdiri dari 1 lembar saham.

CAC

Based on Accounting and Corporate Regulatory Authority No. ACRA231114197937 dated November 14, 2023, CATCO established a company named CAC with total authorized capital stock amounted US$ 1 consisting of 1 share.

CPN

Berdasarkan Akta Notaris No. 268 tanggal 28 Desember 2023, oleh Jose Dima Satria, S.H., M.Kn., Notaris di Jakarta, PT Chandra Asri Pacific Tbk dan PT Buana Primatama Niaga ("BPN") mendirikan PT Chandra Pelabuhan Nusantara ("CPN") dengan modal dasar sejumlah Rp 12.000 juta (atau setara dengan US$ 800 ribu) terbagi atas 80.000 lembar saham, dengan masing-masing saham bernilai sebesar Rp 150.000 atau setara dengan US$ 10. Dari modal dasar tersebut yang telah ditempatkan dan disetor penuh sebesar kurang lebih 25% atau sejumlah 20.000 lembar saham dengan nilai nominal seluruhnya sebesar Rp 3.000 juta (atau setara dengan US$ 200 ribu). Akta tersebut telah disahkan oleh Menteri Hukum dan Hak Asasi Manusia melalui Surat Keputusan No. AHU-0099050.AH.01.01 Tahun 2023 tanggal 29 Desember 2023.

CPN

Based on Notarial Deed No. 268 dated December 28, 2023, by Jose Dima Satria, S.H., M.Kn., a Notary in Jakarta, PT Chandra Asri Pacific Tbk and PT Buana Primatama Niaga ("BPN") established PT Chandra Pelabuhan Nusantara ("CPN") with total authorized capital stock amounted to Rp 12,000 million (or equivalent to US$ 800 thousand) consist of 80,000 shares with par value of Rp 150,000 atau setara dengan US$ 10. From authorized capital stock, the issued and paid in capital is approximately of 25% or equivalent to 20,000 shares amounted to Rp 3,000 million (or equivalent to US$ 200 thousand). The deed was approved by the Minister of Law and Human Rights under Decision Letter No. AHU-0099050.AH.01.01. Year 2023 dated December 29, 2023.

CSP

Berdasarkan Akta Notaris No. 15 tanggal 7 September 2023, oleh Jose Dima Satria, S.H., M.Kn., Notaris di Jakarta, CDI dan BPN mendirikan CSP dengan modal dasar sejumlah Rp 52,5 juta (atau setara dengan US$ 3,5 ribu) terbagi atas 3.500 lembar saham, dengan masing-masing saham bernilai sebesar Rp 15.000 atau setara dengan US$ 1. Dari modal dasar tersebut yang telah ditempatkan dan disetor penuh sebesar kurang lebih 25% atau sejumlah 875 lembar saham dengan nilai nominal seluruhnya sebesar Rp 13.125 juta (atau setara dengan US$ 0,9 ribu). Akta ini telah mendapat persetujuan oleh Menteri Hukum dan Hak Asasi Manusia melalui Surat Keputusan No. AHU-0067254.AH.01.01. Tahun 2023 tanggal 7 September 2023.

CSP

Based on Notarial Deed No. 15 dated September 7, 2023, by Jose Dima Satria, S.H., M.Kn., a Notary in Jakarta, CDI and BPN established a company named CSP with total authorized capital stock amounted to Rp 52.5 million (or equivalent to US$ 3.5 thousand) consist of 3,500 shares with par value of Rp 15,000 atau setara dengan US$ 1. From authorized capital stock, the issued and paid in capital is approximately of 25% or equivalent to 875 shares amounted to Rp 13,125 million (or equivalent to US$ 0.9 thousand). These deeds was approved by the Minister of Law and Human Rights under Decision Letter No. AHU-0067254.AH.01.01. Year 2023, dated September 7, 2023.

Berdasarkan Akta Notaris No. 96 tanggal 17 November 2023 oleh Jose Dima Satria, S.H., M.Kn., Notaris di Jakarta, CDI menyetujui tambahan setoran modal dasar ke CSP sebesar US$ 19.997 ribu (atau setara dengan Rp 299.948 juta) serta tambahan modal ditempatkan dan disetor penuh ke CSP sebesar US$ 8.950 ribu (atau setara dengan Rp 134.250 milliar). Akta ini telah mendapat persetujuan oleh Menteri Hukum dan Hak Asasi Manusia dalam Surat Keputusan No. AHU-0077480.AH.01.02. Tahun 2023 tanggal 14 Desember 2023.

Based on Notarial Deed No. 96 dated November 17, 2023, from Jose Dima Satria, S.H., M.Kn., Notary in Jakarta, CDI increased its paid-up capital to CSP amounting US$ 19,997 thousand (or equivalent to Rp 299,948 million) also increased its issued and fully paid shares to CSP amounting to US$ 8,950 thousand (or equivalent to Rp 134,250 billion). The deed was approved by the Ministry of Law and Human Rights of Republic of Indonesia as stated in Decision Letter No. AHU-0077480.AH.01.02. Year 2023 dated December 14, 2023.

CCP

Berdasarkan Akta Notaris No. 3 tanggal 13 Oktober 2023, oleh Dedy Syamri, S.H., Notaris di Jakarta, CSP dan CDI mendirikan CCP dengan modal dasar sejumlah Rp 12.000 juta (atau setara dengan US$ 800 ribu) terbagi atas 80.000 lembar saham, dengan masing-masing saham bernilai sebesar Rp 150.000 atau setara dengan US$ 10. Dari modal dasar tersebut yang telah ditempatkan dan disetor penuh sebesar kurang lebih 25% atau sejumlah 20.000 lembar saham dengan nilai nominal seluruhnya sebesar Rp 3.000 juta (atau setara dengan US$ 200 ribu). Akta ini telah mendapat persetujuan oleh Menteri Hukum dan Hak Asasi Manusia melalui Surat Keputusan No. AHU-0081114.AH.01.01. Tahun 2023 tanggal 25 Oktober 2023.

CCP

Based on Notarial Deed No. 3 dated October 13, 2023, by Dedy Syamri, S.H., a Notary in Jakarta, CSP and CDI established a company named CCP with total authorized capital stock amounted to Rp 12,000 million (or equivalent to US$ 800 thousand) consist of 80,000 shares with par value of Rp 150,000 or equivalent to US$ 10. From authorized capital stock, the issued and paid in capital is approximately of 25% or equivalent to 20,000 shares amounted to Rp 3,000 million (or equivalent to US$ 200 thousand). The deed was approved by the Minister of Law and Human Rights under Decision Letter No. AHU-0081114.AH.01.01. Year 2023, dated October 25, 2023.

Berdasarkan Akta Notaris No. 97 tanggal 17 November 2023 oleh Jose Dima Satria, S.H., M.Kn., Notaris di Jakarta, CSP menyetujui tambahan setoran modal dasar CCP sebesar US$ 19.200 ribu (atau setara dengan Rp 288 milliar) serta tambahan modal ditempatkan dan disetor penuh ke CCP sebesar US$ 8.550 ribu (atau setara dengan Rp 128.250 juta). Akta ini telah mendapat persetujuan oleh Menteri Hukum dan Hak Asasi Manusia dalam Surat Keputusan No. AHU-0078400.AH.01.02. Tahun 2023 tanggal 14 Desember 2023.

Based on Notarial Deed No. 97 dated November 17, 2023, from Jose Dima Satria, S.H., M.Kn., Notary in Jakarta, CSP increased its paid-up capital to CCP amounting US$ 19,200 thousand (or equivalent to Rp 288 billion) also increased its issued and fully paid shares to CCP amounting US$ 8,550 thousand (or equivalent to Rp 128,250 million). The deed was approved by the Ministry of Law and Human Rights of Republic of Indonesia as stated in Decision Letter No. AHU-0078400.AH.01.02. Year 2023 dated December 14, 2023.

CA Port

Berdasarkan Akta Notaris No. 2 tanggal 13 Oktober 2023, oleh Dedy Syamri, S.H., Notaris di Jakarta, CSP dan CDI mendirikan PT Chandra Asri Port dengan modal dasar sejumlah Rp 12.000 juta (atau setara dengan US$ 800 ribu) terbagi atas 80.000 lembar saham, dengan masing-masing saham bernilai sebesar Rp 150.000. Dari modal dasar tersebut yang telah ditempatkan dan disetor penuh sebesar kurang lebih 25% atau sejumlah 20.000 lembar saham dengan nilai nominal seluruhnya sebesar Rp 3.000 juta (atau setara dengan US$ 200 ribu). Akta tersebut telah disahkan oleh Menteri Hukum dan Hak Asasi Manusia melalui Surat Keputusan No. AHU-0081117.AH.01.01. Tahun 2023 tanggal 25 Oktober 2023.

CA Port

Based on Notarial Deed No. 2 dated October 13, 2023, by Dedy Syamri, S.H., a Notary in Jakarta, CSP and CDI established a company named PT Chandra Asri Port with total authorized capital stock amounted to Rp 12,000 million (or equivalent to US$ 800 thousand) consist of 80,000 shares with par value of Rp 150,000. From authorized capital stock, the issued and paid in capital is approximately of 25% or equivalent to 20,000 shares amounted to Rp 3,000 million (or equivalent to US$ 200 thousand). The deed were approved by the Minister of Law and Human Rights under Decision Letter No. AHU-0081117.AH.01.01. Year 2023, dated October 25, 2023.

2. PENERAPAN STANDAR AKUNTANSI KEUANGAN BARU DAN REVISI ("PSAK") DAN INTERPRETASI STANDAR AKUNTANSI KEUANGAN ("ISAK")

a. Standar dan Amendemen/Penyesuaian Standar yang Berlaku Efektif pada Periode Berjalan

Dalam tahun berjalan, Grup telah menerapkan sejumlah amendemen/penyesuaian PSAK yang relevan dengan operasinya dan efektif untuk periode akuntansi yang dimulai pada atau setelah 1 Januari 2023. Penerapan atas PSAK baru/revisi tidak mengakibatkan perubahan atas kebijakan akuntansi Grup dan tidak memiliki dampak material terhadap jumlah yang dilaporkan dalam laporan keuangan konsolidasian.

- PSAK 1 (amendemen*) Penyajian Laporan Keuangan: Pengungkapan Kebijakan Akuntansi*
- PSAK 25 (amendemen) *Kebijakan Akuntansi, Perubahan Estimasi Akuntansi, dan Kesalahan: Definisi Estimasi Akuntansi*
- PSAK 46 (amendemen) *Pajak Penghasilan: Pajak Tangguhan Terkait Aset dan Liabilitas yang Timbul dari Transaksi Tunggal*

b. Standar dan Amendemen/Penyesuaian Standar Telah Diterbitkan tapi Belum Diterapkan

Pada tanggal persetujuan laporan keuangan konsolidasian, standar dan amendemen-amendemen atas PSAK yang relevan bagi Grup, yang telah diterbitkan namun belum berlaku efektif, dengan penerapan dini diijinkan, adalah sebagai berikut:

Efektif untuk periode yang dimulai pada atau setelah tanggal 1 Januari 2024

- PSAK 1 (amendemen) *Penyajian Laporan Keuangan: Klasifikasi Liabilitas sebagai Jangka Pendek atau Jangka Panjang*
- PSAK 73 (amendemen) *Sewa: Liabilitas Sewa pada Transaksi Jual dan Sewa-balik*
- PSAK 1 (amendemen) *Penyajian Laporan Keuangan : Penyajian Laporan Keuangan terkait Liabilitas Jangka Panjang dengan Kovenan*

Sampai dengan tanggal penerbitan laporan keuangan konsolidasian, dampak dari penerapan standar dan amendemen tersebut terhadap laporan keuangan konsolidasian tidak dapat diketahui atau diestimasi oleh manajemen.

2. ADOPTION OF NEW AND REVISED STATEMENTS OF FINANCIAL ACCOUNTING STANDARDS ("PSAK") AND INTERPRETATIONS OF PSAK ("ISAK")

a. Standards and Amendments/ Improvements to Standards Effective in the Current Period

In the current year, the Group has applied a number of amendments/ improvements to PSAK that are relevant to its operations and effective for accounting period beginning on or after January 1, 2023. The adoption of these new/revised PSAKs does not result in changes to the Group's accounting policies and has no material effect on the amounts reported in these consolidated financial statements.

- PSAK 1 (amendment) *Presentation of Financial Statements: Disclosure of Accounting Policies*
- PSAK 25 (amendment) *Accounting Policies, Changes in Accounting Estimates and Errors: Definition of Accounting Estimates*
- PSAK 46 (amendment) *Income Taxes: Deferred Tax related to Assets and Liabilities Arising from a Single Transaction*

b. Standards and Amendments/ Improvements to Standards Issued not yet Adopted

At the date of authorization of these consolidated financial statements, the following standard and amendments to PSAK relevant to the Group were issued but not effective, with early application permitted:

Effective for periods beginning on or after January 1, 2024

- PSAK 1 (amendment) *Presentation of financial statements: Classification of Liabilities as Current or Non-current*
- PSAK 73 (amendment) *Leases: Lease Liability in a Sale and Leaseback*
- PSAK 1 (amendment) *Presentation of Financial Statements: Non-current Liabilities with Covenants*

As of the issuance date of the consolidated financial statements, the effects of adopting these standards and amendments on the consolidated financial statements are not known nor reasonably estimable by management.

Mulai tanggal 1 Januari 2024, referensi terhadap masing-masing PSAK dan ISAK akan diubah sebagaimana diumumkan oleh Dewan Standar Akuntansi Keuangan Ikatan Akuntan Indonesia ("DSAK-IAI").

Beginning January 1, 2024, references to the individual PSAKs and ISAKs will be change as publish by Dewan Standar Akuntansi Keuangan Ikatan Akuntan Indonesia ("DSAK-IAI").

3. INFORMASI KEBIJAKAN AKUNTANSI MATERIAL

a. Pernyataan Kepatuhan

Laporan keuangan konsolidasian Grup disusun sesuai dengan Standar Akuntansi Keuangan di Indonesia.

b. Dasar Penyusunan

Dasar penyusunan laporan keuangan konsolidasian adalah biaya historis, kecuali instrumen keuangan tertentu yang diukur pada jumlah revaluasian atau nilai wajar pada setiap akhir periode pelaporan, yang dijelaskan dalam kebijakan akuntansi di bawah ini.

Biaya historis umumnya didasarkan pada nilai wajar dari imbalan yang diberikan dalam pertukaran barang dan jasa.

Nilai wajar adalah harga yang akan diterima untuk menjual suatu aset atau harga yang akan dibayar untuk mengalihkan suatu liabilitas dalam suatu transaksi teratur antara pelaku pasar pada tanggal pengukuran, terlepas dari apakah harga tersebut dapat diamati secara langsung atau diestimasi menggunakan teknik penilaian lain. Dalam mengestimasi nilai wajar dari suatu aset atau liabilitias, Grup memperhitungkan karakteristik aset atau liabilitas jika pelaku pasar akan memperhitungkan karakteristik tersebut ketika menentukan harga aset atau liabilitas pada tanggal pengukuran. Nilai wajar untuk tujuan pengukuran dan/atau pengungkapan pada laporan keuangan konsolidasian ditentukan atas dasar tersebut, kecuali transaksi sewa yang merupakan ruang lingkup PSAK 73, dan pengukuran yang memiliki kemiripan dengan nilai wajar namun bukan merupakan nilai wajar, seperti nilai realisasi bersih dalam PSAK 14 *Persediaan* (PSAK 14) atau nilai pakai dalam PSAK 48 *Penurunan Nilai Aset* (PSAK 48).

Laporan arus kas konsolidasian disusun dengan menggunakan metode langsung dengan mengelompokkan arus kas dalam aktivitas operasi, investasi dan pendanaan.

Direksi memiliki, pada saat persetujuan laporan keuangan konsolidasian, suatu ekspektasi yang memadai bahwa Grup memiliki sumber daya yang cukup untuk melanjutkan keberadaan operasinya untuk di masa yang akan datang. Sehingga, mereka melanjutkan penerapan dasar akuntansi kelangsungan usaha dalam penyusunan laporan keuangan konsolidasian.

3. MATERIAL ACCOUNTING POLICY INFORMATION

a. Statement of Compliance

The consolidated financial statements of the Group have been prepared in accordance with Indonesian Financial Accounting Standards.

b. Basis of Preparation

The consolidated financial statements have been prepared on the historical cost basis, except for certain financial instruments that are measured at revalued amounts or fair values at the end of each reporting period, as explained in the accounting policies below.

Historical cost is generally based on the fair value of the consideration given in exchange for goods and services.

Fair value is the price that would be received to sell an asset or paid to transfer a liability in an orderly transaction between market participants at the measurement date, regardless of whether that price is directly observable or estimated using another valuation technique. In estimating the fair value of an asset or a liability, the Group takes into account the characteristics of the asset or liability if market participants would take those characteristics into account when pricing the asset or liability at the measurement date. Fair value for measurement and/or disclosure purposes in these consolidated financial statements is determined on such a basis, except for leasing transactions that are within the scope of PSAK 73, and measurements that have some similarities to fair value but are not fair value, such as net realizable value in PSAK 14 *Inventories* (PSAK 14) or value in use in PSAK 48 *Impairment of Assets* (PSAK 48).

The consolidated statements of cash flows are prepared using the direct method with classifications of cash flows into operating, investing and financing activities.

The directors have, at the time of approving the consolidated financial statements, a reasonable expectation that the Group has adequate resources to continue in operational existence for the foreseeable future. Thus, they continue to adopt the going concern basis of accounting in preparing the consolidated financial statements.

c. Dasar Konsolidasian

Laporan keuangan konsolidasian menggabungkan laporan keuangan Perusahaan dan entitas yang dikendalikan oleh Perusahaan dan entitas anak. Pengendalian tercapai jika Perusahaan memiliki kekuasaan atas *investee;* eksposur atau hak atas imbal hasil variabel dari keterlibatannya dengan *investee*; dan kemampuan untuk menggunakan kekuasaannya atas *investee* untuk mempengaruhi jumlah imbal hasil investor.

Perusahaan menilai kembali apakah Perusahaan mengendalikan *investee* jika fakta dan keadaan mengindikasikan adanya perubahan terhadap satu atau lebih dari tiga elemen pengendalian yang disebutkan di atas.

Ketika Perusahaan memiliki hak suara kurang dari mayoritas di *investee*, ia memiliki kekuasaan atas *investee* ketika hak suara cukup untuk memberinya kemampuan praktis untuk mengarahkan aktivitas relevan secara sepihak. Perusahaan mempertimbangkan seluruh fakta dan keadaan yang relevan dalam menilai apakah hak suara Perusahaan cukup untuk memberikan Perusahaan kekuasaan, termasuk (i) ukuran kepemilikan hak suara Perusahaan relatif terhadap ukuran dan penyebaran kepemilikan pemilik hak suara lain; (ii) hak suara potensial yang dimiliki oleh Perusahaan, pemegang suara lain atau pihak lain; (iii) hak yang timbul dari pengaturan kontraktual lain; dan (iv) setiap fakta dan keadaan tambahan apapun yang mengindikasikan bahwa Perusahaan memiliki, atau tidak memiliki, kemampuan kini untuk mengarahkan aktivitas yang relevan pada saat keputusan perlu dibuat, termasuk pola pemilikan suara dalam RUPS sebelumnya.

Konsolidasi entitas anak dimulai ketika Perusahaan memperoleh pengendalian atas entitas anak dan akan dihentikan ketika Perusahaan kehilangan pengendalian pada entitas anak. Secara khusus, pendapatan dan beban entitas anak yang diakuisisi atau dijual selama tahun berjalan termasuk dalam laporan laba rugi dan penghasilan komprehensif lain konsolidasian dari tanggal diperolehnya pengendalian Perusahaan sampai tanggal ketika Perusahaan berhenti untuk mengendalikan entitas anak.

Jika diperlukan, penyesuaian dapat dilakukan terhadap laporan keuangan entitas anak agar kebijakan akuntansi sesuai dengan kebijakan akuntansi Grup.

Seluruh aset dan liabilitas dalam intra Grup, ekuitas, pendapatan, beban dan arus kas yang berkaitan dengan transaksi dalam Grup dieliminasi secara penuh pada saat konsolidasian.

c. Basis of Consolidation

The consolidated financial statements incorporate the financial statements of the Company and entities controlled by the Company and its subsidiaries. Control is achieved where the Company has the power over the investee; is exposed, or has rights, to variable returns from its involvement with the investee; and has the ability to use its power to affect its returns.

The Company reassesses whether or not it controls an investee if facts and circumstances indicate that there are changes to one or more of the three elements of control listed above.

When the Company has less than a majority of the voting rights of an investee, it has power over the investee when the voting rights are sufficient to give it the practical ability to direct the relevant activities of the investee unilaterally. The Company considers all relevant facts and circumstances in assessing whether or not the Company's voting rights in an investee are sufficient to give it power, including (i) the size of the Company's holding of voting rights relative to the size and dispersion of holding of the other vote holders; (ii) potential voting rights held by the Company, other vote holders or other parties; (iii) rights arising from other contractual arrangements; and (iv) any additional facts and circumstances that indicate that the Company has, or does not have, the current ability to direct the relevant activities at the time that decisions need to be made, including voting patterns at previous shareholders' meetings.

Consolidation of a subsidiary begins when the Company obtains control over the subsidiary and ceases when the Company loses control of the subsidiary. Specifically, income and expense of a subsidiary acquired or disposed of during the year are included in the consolidated statement of profit or loss and other comprehensive income from the date the Company gains control until the date when the Company ceases to control the subsidiary.

When necessary, adjustments are made to the financial statements of subsidiaries to bring their accounting policies in line with the Group's accounting policies.

All intragroup assets and liabilities, equity, income, expenses and cash flows relating to transactions between members of the Group are eliminated in full on consolidation.

Kepentingan nonpengendali di entitas anak diidentifikasi secara terpisah dari ekuitas Grup yang ada. Kepentingan pemegang saham nonpengendali yang merupakan kepentingan kepemilikan yang memberikan pemiliknya hak terhadap bagian proporsional aset bersih pada saat likuidasi pada awalnya dapat diukur sebesar nilai wajar atau bagian proporsional kepentingan nonpengendali atas nilai wajar aset bersih teridentifikasi pihak yang diakuisisi. Pilihan pengukuran dibuat untuk masing-masing akuisisi. Kepentingan nonpengendali lain awalnya diukur sebesar nilai wajar. Setelah akuisisi, jumlah tercatat kepentingan nonpengendali adalah jumlah kepentingan tersebut pada pengakuan awal ditambah bagian kepentingan nonpengendali dari perubahan selanjutnya di ekuitas.

Laba atau rugi dan setiap komponen penghasilan komprehensif lain diatribusikan kepada pemilik entitas induk dan kepada kepentingan nonpengendali. Jumlah penghasilan komprehensif entitas anak diatribusikan kepada pemilik entitas induk dan kepentingan nonpengendali meskipun hal tersebut mengakibatkan kepentingan nonpengendali memiliki saldo defisit.

Perubahan kepemilikan Grup pada entitas anak yang tidak mengakibatkan kehilangan pengendalian Grup atas entitas anak dicatat sebagai transaksi ekuitas. Jumlah tercatat dari kepemilikan Grup dan kepentingan nonpengendali disesuaikan untuk mencerminkan perubahan kepentingan relatifnya dalam entitas anak. Selisih antara jumlah tercatat kepentingan nonpengendali yang disesuaikan dan nilai wajar imbalan yang dibayar atau diterima diakui secara langsung dalam ekuitas dan diatribusikan kepada pemilik entitas induk.

Non-controlling interests in subsidiaries are identified separately from the Group's equity therein. Those interests of non-controlling stockholders that are present ownership interests entitling their holders to a proportionate share of net assets upon liquidation may initially be measured at fair value or at the non-controlling interests' proportionate share of the fair value of the acquiree's identifiable net assets. The choice of measurement is made on an acquisition-by-acquisition basis. Other non-controlling interests are initially measured at fair value. Subsequent to acquisition, the carrying amount of non-controlling interests is the amount of those interests at initial recognition plus the non-controlling interests' share of subsequent changes in equity.

Profit or loss and each component of other comprehensive income are attributed to the owners of the Company and to the non-controlling interests. Total comprehensive income of subsidiaries is attributed to the owners of the Company and the non-controlling interests even if this results in the non-controlling interests having a deficit balance.

Changes in the Group's ownership interest in existing subsidiaries that do not result in the Group losing control over the subsidiaries are accounted for as equity transactions. The carrying amounts of the Group's interest and the non-controlling interests are adjusted to reflect the changes in their relative interests in the subsidiaries. Any difference between the amount by which the non-controlling interests are adjusted and the fair value of the consideration paid or received is recognized directly in equity and attributed to the owners of the Company.

d. Kombinasi Bisnis

Akuisisi bisnis dicatat dengan menggunakan metode akuisisi. Imbalan yang dialihkan dalam suatu kombinasi bisnis diukur pada nilai wajar, yang dihitung sebagai hasil penjumlahan dari nilai wajar tanggal akuisisi atas seluruh aset yang dialihkan oleh Grup, liabilitas yang diakui oleh Grup kepada pemilik sebelumnya dari pihak yang diakuisisi dan kepentingan ekuitas yang diterbitkan oleh Grup dalam pertukaran pengendalian dari pihak yang diakuisisi. Biaya-biaya terkait akuisisi diakui di dalam laba rugi pada saat terjadinya.

Pada tanggal akuisisi, aset teridentifikasi yang diperoleh dan liabilitas yang diambilalih diakui pada nilai wajar, kecuali untuk aset atau liabilitas pajak tangguhan yang berkaitan dengan pengaturan imbalan kerja diakui dan diukur masing-masing berdasarkan PSAK 46 *Pajak Penghasilan* (PSAK 46) dan PSAK 24 *Imbalan Kerja* (PSAK 24).

d. Business Combinations

Acquisitions of businesses are accounted for using the acquisition method. The consideration transferred in a business combination is measured at fair value, which is calculated as the sum of the acquisition-date fair values of the assets transferred by the Group, liabilities incurred by the Group to the former owners of the acquiree, and the equity interests issued by the Group in exchange for control of the acquiree. Acquisition-related costs are recognized in profit or loss as incurred.

At the acquisition date, the identifiable assets acquired and the liabilities assumed are recognized at their fair value, except for deferred tax assets or liabilities and assets or liabilities related to employee benefit arrangements are recognized and measured in accordance with PSAK 46 *Income Taxes* (PSAK 46) and PSAK 24 *Employee Benefits*, (PSAK 24) respectively.

Goodwill diukur sebagai selisih lebih dari nilai gabungan dari imbalan yang dialihkan, jumlah setiap kepentingan nonpengendali pada pihak diakuisisi dan nilai wajar pada tanggal akuisisi kepentingan ekuitas yang sebelumnya dimiliki oleh pihak pengakuisisi pada pihak diakuisisi (jika ada) atas jumlah neto dari aset teridentifikasi yang diperoleh dan liabilitas yang diambilalih pada tanggal akuisisi. Jika, setelah penilaian kembali, jumlah neto dari aset teridentifikasi yang diperoleh dan liabilitas yang diambilalih pada tanggal akuisisi melebihi jumlah imbalan yang dialihkan, jumlah dari setiap kepentingan nonpengendali pada pihak diakuisisi dan nilai wajar pada tanggal akuisisi kepentingan ekuitas yang sebelumnya dimiliki oleh pihak pengakuisisi pada pihak diakuisisi (jika ada), selisih lebih tersebut diakui segera dalam laba rugi sebagai keuntungan pembelian dengan diskon.

Goodwill is measured as the excess of the sum of the consideration transferred, the amount of any non-controlling interests in the acquiree, and the fair value of the acquirer's previously held equity interest in the acquire (if any) over the net of the acquisition-date amounts of the identifiable assets acquired and the liabilities assumed. If, after the reassessment, the net of the acquisition-date amounts of the identifiable assets acquired and liabilities assumed exceeds the sum of the consideration transferred, the amount of any non-controlling interests in the acquiree and the fair value of the acquirer's previously held interest in the acquiree (if any), the excess is recognized immediately in profit or loss as a gain from bargain purchase.

Bila imbalan yang dialihkan oleh Grup dalam suatu kombinasi bisnis termasuk aset atau liabilitas yang berasal dari pengaturan imbalan kontinjen (*contingent consideration arrangement*), imbalan kontinjen tersebut diukur pada nilai wajar pada tanggal akuisisi dan termasuk sebagai bagian dari imbalan yang dialihkan dalam suatu kombinasi bisnis.

When the consideration transferred by the Group in a business combination includes assets or liabilities resulting from a contingent consideration arrangement, the contingent consideration is measured at its acquisition date fair value and included as part of the consideration transferred in a business combination.

Perubahan dalam nilai wajar atas imbalan kontinjen yang memenuhi syarat sebagai penyesuaian periode pengukuran disesuaikan secara retrospektif, dengan penyesuaian terkait terhadap *goodwill*. Penyesuaian periode pengukuran adalah penyesuaian yang berasal dari informasi tambahan yang diperoleh selama periode pengukuran (yang tidak melebihi satu tahun sejak tanggal akuisisi) tentang fakta-fakta dan kondisi yang ada pada tanggal akuisisi.

Changes in the fair value of the contingent consideration that qualify as measurement period adjustments are adjusted retrospectively, with corresponding adjustments against goodwill. Measurement period adjustments are adjustments that arise from additional information obtained during the measurement period (which cannot exceed one year from the acquisition date) about facts and circumstances that existed at the acquisition date.

Perlakuan akuntansi selanjutnya untuk perubahan nilai wajar dari imbalan kontinjensi yang tidak memenuhi syarat sebagai penyesuaian periode pengukuran tergantung pada bagaimana imbalan kontinjensi diklasifikasikan. Imbalan kontinjensi yang diklasifikasikan sebagai ekuitas tidak diukur kembali pada setiap tanggal pelaporan dan penyelesaian selanjutnya diperhitungkan dalam ekuitas. Imbalan kontinjensi lain diukur ulang ke nilai wajar pada tanggal pelaporan selanjutnya dengan perubahan nilai wajar diakui di laba rugi.

The subsequent accounting for changes in the fair value of the contingent consideration that do not qualify as measurement period adjustments depends on how the contingent consideration is classified. Contingent consideration that is classified as equity is not remeasured at subsequent reporting dates and its subsequent settlement is accounted for within equity. Other contingent consideration is remeasured to fair value at subsequent reporting dates with changes in fair value recognized in profit or loss.

Bila suatu kombinasi bisnis dilakukan secara bertahap, kepemilikan terdahulu Grup atas pihak diakuisisi diukur kembali ke nilai wajar pada tanggal akuisisi dan keuntungan atau kerugian dihasilkan, jika ada, diakui dalam laba rugi. Jumlah yang berasal dari kepemilikan sebelum tanggal akuisisi yang sebelumnya telah diakui dalam penghasilan komprehensif lain direklasifikasi ke laba rugi dimana perlakuan tersebut seperti jika kepemilikan tersebut dilepas/dijual.

When a business combination is achieved in stages, the Group's previously held equity interest in the acquiree is remeasured to fair value at the acquisition date and the resulting gain or loss, if any, is recognized in profit or loss. Amounts arising from interests in the acquiree prior to the acquisition date that have previously been recognized in other comprehensive income are reclassified to profit or loss where such treatment would be appropriate if that interests were disposed of.

Jika akuntansi awal untuk kombinasi bisnis belum selesai pada akhir periode pelaporan saat kombinasi terjadi, Grup melaporkan jumlah sementara untuk pos-pos yang proses akuntansinya belum selesai dalam laporan keuangannya. Selama periode pengukuran (lihat di atas), pihak pengakuisisi menyesuaikan, aset atau liabilitas tambahan yang diakui, untuk mencerminkan informasi baru yang diperoleh tentang fakta dan keadaan yang ada pada tanggal akuisisi dan, jika diketahui, akan berdampak pada jumlah yang diakui pada tanggal tersebut.

If the initial accounting for a business combination is incomplete by the end of the reporting period in which the combination occurs, the Group reports provisional amounts for the items for which the accounting is incomplete. Those provisional amounts are adjusted during the measurement period (see above), or additional assets or liabilities are recognized, to reflect new information obtained about facts and circumstances that existed as of the acquisition date that, if known, would have affected the amount recognized as of that date.

Goodwill

Goodwill timbul atas akuisisi dari suatu bisnis yang dicatat pada biaya perolehan yang ditetapkan pada tanggal akuisisi dari bisnis tersebut dikurangi akumulasi penurunan nilai, jika ada.

Untuk tujuan pengujian penurunan nilai, *goodwill* yang diperoleh dalam kombinasi bisnis, dialokasikan sejak tanggal akuisisi ke masing-masing unit penghasil kas milik Grup yang diharapkan dapat memperoleh manfaat dari sinergi kombinasi bisnis, terlepas dari apakah aset atau liabilitas lain dari pihak yang diakuisisi ditempatkan ke unit-unit tersebut.

Unit penghasil kas yang *goodwill*-nya telah dialokasikan diuji untuk penurunan nilai setiap tahun dan bila ada indikasi bahwa unit penghasil kas mengalami penurunan nilai. Penurunan nilai ditentukan untuk *goodwill* dengan menilai jumlah yang dapat dipulihkan dari masing-masing unit penghasil kas dimana *goodwill* dilekatkan. Apabila jumlah yang dapat dipulihkan dari unit penghasil kas kurang dari nilai tercatat, kerugian penurunan nilai diakui pada laba rugi. Kerugian penurunan nilai yang diakui untuk *goodwill* tidak dibalik pada periode berikutnya.

Apabila *goodwill* merupakan bagian dari unit penghasil kas dan bagian dari operasi di dalam unit penghasil kas tersebut dihentikan, *goodwill* dengan operasi yang dihentikan dimasukkan dalam jumlah tercatat operasi saat menentukan keuntungan atau kerugian dari penghentian operasi. *Goodwill* yang dihentikan dalam keadaan ini diukur berdasarkan nilai wajar relatif dari operasi yang dihentikan dan porsi unit penghasil kas yang dipertahankan.

Goodwill

Goodwill arising on an acquisition of a business is carried at cost as established at the date of acquisition of the business less accumulated impairment losses, if any.

For the purpose of impairment testing, goodwill from business combination, is allocated to each of the Group's cash-generating unit expected to benefit from the synergies of the combination, excluded if the other assets or liabilities from acquiree placed in those units.

A cash generating unit to which goodwill has been allocated is tested for impairment annually and if there is an indication that the unit may be impaired. Impairment determined for goodwill by assess recoverable amounts from each of cash generating unit where the goodwill is pledged. If the recoverable amount of the cash-generating unit is less than its carrying amount, the impairment loss is recognized in profit and loss. An impairment loss recognized for goodwill is not reversed in subsequent periods.

If the goodwill is part of cash generating unit and part of discontinued operation inside those cash generating unit, the goodwill with discontinued operation recorded under operation book value when determine gain or loss from discontinued operation. Disposal goodwill in this situation measured at fair value from discontinued operation and operating cash generating unit portion.

e. Transaksi dan Penjabaran Laporan Keuangan Dalam Mata Uang Asing

Laporan keuangan individu masing-masing entitas Grup diukur dan disajikan dalam mata uang dari lingkungan ekonomi utama dimana entitas beroperasi (mata uang fungsional). Laporan keuangan konsolidasian dari Grup disajikan dalam mata uang Dolar Amerika Serikat (US$) yang merupakan mata uang fungsional dan mata uang penyajian untuk laporan keuangan konsolidasian.

e. Foreign Currency Transactions and Translation

The individual financial statements of each Group entity are measured and presented in the currency of the primary economic environment in which the entity operates (its functional currency). The consolidated financial statements of the Group are presented in United States Dollar (US$), which is the functional currency of the Company and the presentation currency for the consolidated financial statements.

Dalam penyusunan laporan keuangan entitas Grup, transaksi dalam mata uang selain mata uang fungsional entitas (mata uang asing) diakui pada kurs yang berlaku pada tanggal transaksi. Pada setiap akhir periode pelaporan, pos moneter dalam valuta asing dijabarkan kembali pada kurs yang berlaku pada tanggal tersebut. Pos nonmoneter yang diukur dalam biaya historis dalam valuta asing tidak dijabarkan kembali.

In preparing the financial statements of each Group entities, transactions in currencies other than the entity's functional currency (foreign currencies) are recognized at the rates of exchange prevailing at the dates of the transactions. At the end of each reporting period, monetary items denominated in foreign currencies are retranslated at the rates prevailing at that date. Non-monetary items that are measured in terms of historical cost in a foreign currency are not retranslated.

Selisih kurs diakui dalam laba rugi pada periode saat terjadinya kecuali untuk:

Exchange differences are recognized in profit or loss in the period in which they arise except for:

- Selisih kurs atas transaksi yang ditetapkan untuk tujuan lindung nilai risiko valuta asing tertentu (lihat Catatan 3v untuk kebijakan akuntansi lindung nilai); dan

- Exchange differences on transaction entered into in order to hedge certain foreign currency risks (see Note 3v for hedge accounting policies); and

- Selisih kurs atas pos moneter piutang atau utang dari kegiatan usaha luar negeri yang penyelesaiannya tidak direncanakan atau tidak mungkin terjadi (karenanya membentuk bagian dari investasi bersih dalam kegiatan usaha luar negeri), yang pada awalnya diakui pada penghasilan komprehensif lain dan direklasifikasi dari ekuitas ke laba rugi pada pelepasan atau pelepasan sebagian investasi neto.

- Exchange differences on monetary items receivable from or payable to a foreign operation for which settlement is neither planned nor likely to occur (therefore forming part of the net investment in the foreign operation), which are recognized initially in other comprehensive income and reclassified from equity to profit or loss on disposal or partial disposal of the net investment.

Pembukuan RPU dan KSE diselenggarakan dalam Rupiah, mata uang fungsionalnya. Untuk tujuan penyajian laporan keuangan konsolidasian, aset dan liabilitas RPU dan KSE dijabarkan ke dalam Dolar Amerika Serikat dengan menggunakan kurs yang berlaku pada akhir tahun pelaporan. Pos penghasilan dan beban dijabarkan menggunakan kurs rata-rata untuk periode tersebut, kecuali kurs berfluktuasi secara signifikan selama periode tersebut, dalam hal ini kurs yang berlaku pada tanggal transaksi yang digunakan. Selisih kurs yang timbul diakui dalam penghasilan komprehensif lain dan diakumulasi dalam ekuitas (dan diatribusikan pada kepentingan nonpengendali).

The books of accounts of RPU and KSE are maintained in Indonesian Rupiah, its functional currency. For the purposes of presenting these consolidated financial statements, the assets and liabilities of RPU and KSE are translated into United States Dollar using exchange rates prevailing at the end of each reporting period. Income and expense items are translated at the average exchange rates for the period, unless exchange rates fluctuate significantly during that period, in which case the exchange rates at the dates of the transactions are used. Exchange differences arising, if any, are recognized in other comprehensive income and accumulated in equity (and attributed to non-controlling interests as appropriate).

Pada konsolidasi, selisih kurs yang berasal dari penjabaran atas investasi bersih entitas luar negeri (termasuk pos-pos moneter yang secara substansi membentuk bagian investasi bersih entitas luar negeri), dan atas pinjaman dan instrumen mata uang lainnya yang ditetapkan sebagai lindung nilai atas investasi tersebut, diakui dalam penghasilan komprehensif lain dan diakumulasikan dalam komponen ekuitas yang terpisah di bawah judul "cadangan selisih kurs penjabaran laporan keuangan".

On consolidation, exchange differences arising from the translation of the net investment in foreign entities (including monetary items that, in substance, form part of the net investment in foreign entities), and of borrowings and other currency instruments designated as hedges of such investments, are recognized in other comprehensive income and accumulated in a separate component of equity under the header of "foreign currency translation reserve".

Goodwill dan penyesuaian nilai wajar yang timbul dari akuisisi dari kegiatan usaha luar negeri diperlakukan sebagai aset dan liabilitas dari kegiatan usaha luar negeri dan dijabarkan pada kurs tutup buku. Selisih kurs yang timbul diakui pada penghasilan komprehensif lain.

f. Transaksi Pihak-Pihak Berelasi

Pihak-pihak berelasi adalah orang atau entitas yang terkait dengan Grup (entitas pelapor):

a. Orang atau anggota keluarga dekatnya mempunyai relasi dengan entitas pelapor jika orang tersebut:

   i. memiliki pengendalian atau pengendalian bersama atas entitas pelapor;

   ii. memiliki pengaruh signifikan atas entitas pelapor; atau

   iii. merupakan personil manajemen kunci entitas pelapor atau entitas induk dari entitas pelapor.

b. Suatu entitas berelasi dengan entitas pelapor jika memenuhi salah satu hal berikut:

   i. Entitas dan entitas pelapor adalah anggota dari kelompok usaha yang sama (artinya entitas induk, entitas anak, dan sesama entitas anak saling berelasi dengan entitas lainnya).

   ii. Satu entitas adalah entitas asosiasi atau ventura bersama dari entitas lain (atau entitas asosiasi atau ventura bersama yang merupakan anggota suatu kelompok usaha, yang mana entitas lain tersebut adalah anggotanya).

   iii. Kedua entitas tersebut adalah ventura bersama dari pihak ketiga yang sama.

   iv. Satu entitas adalah ventura bersama dari entitas ketiga dan entitas yang lain adalah entitas asosiasi dari entitas ketiga.

   v. Entitas tersebut adalah suatu program imbalan pasca kerja untuk imbalan kerja dari salah satu entitas pelapor atau entitas yang terkait dengan entitas pelapor. Jika entitas pelapor adalah entitas yang menyelenggarakan program tersebut, maka entitas sponsor juga berelasi dengan entitas pelapor.

Goodwill and fair value adjustments arising on the acquisition of a foreign operation are treated as assets and liabilities of the foreign operation and translated at the closing rate. Exchange differences arising are recognized in other comprehensive income.

f. Transactions with Related Parties

A related party is a person or entity that is related to the Group (the reporting entity):

a. A person or a close member of that person's family is related to the reporting entity if that person:

   i. has control or joint control over the reporting entity;

   ii. has significant influence over the reporting entity; or

   iii. is a member of the key management personnel of the reporting entity or of a parent of the reporting entity.

b. An entity is related to the reporting entity if any of the following conditions applies:

   i. The entity, and the reporting entity are members of the same group (which means that each parent, subsidiary and fellow subsidiary is related to the others).

   ii. One entity is an associate or joint venture of the other entity (or an associate or joint venture of a member of a group of which the other entity is a member).

   iii. Both entities are joint ventures of the same third party.

   iv. One entity is a joint venture of a third entity and the other entity is an associate of the third entity.

   v. The entity is a post-employment benefit plan for the benefit of employees of either the reporting entity, or an entity related to the reporting entity. If the reporting entity is itself such a plan, the sponsoring employers are also related to the reporting entity.

vi. Entitas yang dikendalikan atau dikendalikan bersama oleh orang yang diidentifikasi dalam huruf (a).

vii. Orang yang diidentifikasi dalam huruf (a) (i) memiliki pengaruh signifikan atas entitas atau merupakan personil manajemen kunci entitas (atau entitas induk dari entitas).

viii. Entitas, atau anggota dari kelompok yang mana entitas merupakan bagian dari kelompok tersebut, menyediakan jasa personil manajemen kunci kepada entitas pelapor atau kepada entitas induk dari entitas pelapor.

Transaksi signifikan yang dilakukan dengan pihak-pihak berelasi diungkapkan pada laporan keuangan konsolidasian.

vi. The entity is controlled or jointly controlled by a person identified in (a).

vii. A person identified in (a) (i) has significant influence over the entity or is a member of the key management personnel of the entity (or a parent of the entity).

viii. The entity, or any member of a group of which it is a part, provides key management personnel services to the reporting entity or to the parent of the reporting entity.

Significant transactions with related parties are disclosed in the consolidated financial statements.

g. Instrumen Keuangan

Aset keuangan dan liabilitas keuangan diakui pada laporan posisi keuangan konsolidasian pada saat Grup menjadi salah satu pihak dalam ketentuan kontraktual instrumen tersebut.

Aset keuangan dan liabilitas keuangan pada awalnya diukur pada nilai wajar. Biaya transaksi yang dapat diatribusikan secara langsung dengan perolehan atau penerbitan aset keuangan dan liabilitas keuangan ditambahkan atau dikurangkan dari nilai wajar aset keuangan dan liabilitas keuangan, jika diperlukan, pada pengakuan awal. Biaya transaksi yang dapat diatribusikan secara langsung dengan perolehan aset keuangan dan liabilitas keuangan pada nilai wajar melalui laba rugi diakui langsung pada laba rugi.

Semua pembelian atau penjualan reguler aset keuangan diakui dan dihentikan pengakuannya berdasarkan tanggal perdagangan. Pembelian atau penjualan reguler adalah pembelian atau penjualan aset keuangan yang memerlukan penyerahan aset dalam jangka waktu yang ditetapkan oleh peraturan atau konvensi di pasar.

Semua aset keuangan yang diakui selanjutnya diukur secara keseluruhan pada biaya perolehan yang diamortisasi atau nilai wajar, tergantung pada klasifikasi aset keuangan tersebut.

g. Financial Instruments

Financial assets and financial liabilities are recognized on the consolidated statement of financial position when the Group becomes a party to the contractual provisions of the instrument.

Financial assets and financial liabilities are initially measured at fair value. Transaction costs that are directly attributable to the acquisition or issue of financial assets and financial liabilities are added to or deducted from the fair value of the financial assets and financial liabilities, as appropriate, on initial recognition. Transaction costs directly attributable to the acquisition of financial assets or financial liabilities at fair value through profit or loss are recognized immediately in profit or loss.

All regular way purchases or sales of financial assets are recognized and derecognized on a trade date basis. Regular way purchases or sales are purchases or sales of financial assets that require delivery of assets within the time frame established by regulation or convention in the marketplace.

All recognized financial assets are measured subsequently in their entirety at either amortized cost or fair value, depending on the classification of the financial assets.

Klasifikasi aset keuangan

Instrumen utang yang memenuhi persyaratan berikut selanjutnya diukur pada biaya perolehan diamortisasi:

- aset keuangan dikelola dalam model bisnis yang bertujuan untuk memiliki aset keuangan dalam rangka mendapatkan arus kas kontraktual; dan
- persyaratan kontraktual dari aset keuangan menghasilkan arus kas pada tanggal tertentu yang semata dari pembayaran pokok dan bunga ("SPPI") dari jumlah pokok terutang.

Instrumen utang selanjutnya diukur pada nilai wajar melalui penghasilan komprehensif lain ("FVTOCI"), jika memenuhi kedua kondisi berikut ini:

- aset keuangan dikelola dalam model bisnis yang tujuannya akan tercapai dengan mendapatkan arus kas kontraktual dan menjual aset keuangan; dan
- persyaratan kontraktual dari aset keuangan menghasilkan arus kas pada tanggal tertentu yang semata-mata dari pembayaran pokok dan bunga dari jumlah pokok terutang.

Seluruh aset keuangan lain selanjutnya diukur pada nilai wajar melalui laba rugi ("FVTPL").

Meskipun telah disebutkan sebelumnya, Grup dapat menetapkan pilihan tak terbatalkan pada saat pengakuan awal aset keuangan sebagai berikut:

- menyajikan perubahan selanjutnya nilai wajar investasi pada instrumen ekuitas dalam penghasilan komprehensif lain jika kriteria tertentu dipenuhi (lihat di bawah); dan
- menetapkan aset keuangan yang memenuhi kriteria biaya perolehan diamortisasi atau FVTOCI sebagai diukur pada FVTPL, jika penetapan itu mengeliminasi atau mengurangi secara signifikan inkonsistensi pengukuran dan pengakuan (inkonsistensi akutansi) (lihat di bawah).

Biaya perolehan diamortisasi dan metode suku bunga efektif

Metode suku bunga efektif adalah metode menghitung biaya perolehan diamortisasi dari instrumen utang dan mengalokasikan pendapatan bunga selama periode yang relevan.

Classification of financial assets

Debt instruments that meet the following conditions are subsequently measured at amortized cost:

- the financial asset is held within a business model whose objective is to hold financial assets in order to collect contractual cash flows; and
- The contractual terms of the financial asset give rise on specified dates to cash flows that are solely payments of principal and interest ("SPPI") on the principal amount outstanding.

Debt instruments that meet the following conditions are subsequently measured at fair value through other comprehensive income ("FVTOCI"):

- the financial asset is held within a business model whose objective is achieved by both collecting contractual cash flows and selling the financial assets; and
- the contractual terms of the financial asset give rise on specified dates to cash flows that are solely payments of principal and interest on the principal amount outstanding.

By default, all other financial assets are subsequently measured at fair value through profit or loss ("FVTPL").

Despite the foregoing, the Group may make the following irrevocable election/designation at initial recognition of a financial asset:

- irrevocably elect to present subsequent changes in fair value of an equity investment in other comprehensive income if certain criteria are met (see below); and
- irrevocably designate a debt investment that meets the amortized cost or FVTOCI criteria as measured at FVTPL if doing so eliminates or significantly reduces an accounting mismatch (see below).

Amortized cost and effective interest method

The effective interest method is a method of calculating the amortized cost of a debt instrument and of allocating interest income over the relevant period.

Untuk instrumen keuangan selain yang dibeli atau berasal dari aset keuangan memburuk, suku bunga efektif adalah tingkat suku bunga yang secara tepat mendiskontokan penerimaan kas masa depan (termasuk semua biaya dan poin yang dibayarkan atau diterima yang merupakan bagian yang tidak terpisahkan dari suku bunga efektif, biaya transaksi dan premi atau diskon lainnya) tidak termasuk kerugian kredit ekspektasian, melalui umur ekspektasian dari instrumen utang, atau, jika tepat, periode yang lebih pendek, ke jumlah tercatat bruto instrumen utang pada saat pengakuan awal. Untuk aset keuangan yang dibeli atau yang berasal dari aset keuangan memburuk, suku bunga efektif yang disesuaikan dengan risiko kredit dihitung dengan mendiskontokan estimasi arus kas masa depan, termasuk estimasi kerugian kredit, ke biaya perolehan diamortisasi instrumen utang pada pengakuan awal.

For financial instruments other than purchased or originated credit-impaired financial assets, the effective interest rate is the rate that exactly discounts estimated future cash receipts (including all fees and points paid or received that form an integral part of the effective interest rate, transaction costs and other premiums or discounts) excluding expected credit losses, through the expected life of the debt instrument, or, where appropriate, a shorter period, to the gross carrying amount of the debt instrument on initial recognition. For purchased or originated credit-impaired financial assets, a credit adjusted effective interest rate is calculated by discounting the estimated future cash flows, including expected credit losses, to the amortized cost of the debt instrument on initial recognition.

Biaya perolehan diamortisasi dari aset keuangan adalah nilai aset keuangan yang diukur pada saat pengakuan awal dikurangi pembayaran pokok, ditambah amortisasi kumulatif menggunakan metode suku bunga efektif dari selisih antara nilai awal dan nilai jatuh temponya, disesuaikan dengan penyisihan kerugiannya. Di sisi lain, jumlah tercatat bruto aset keuangan adalah biaya perolehan diamortisasi dari aset keuangan, sebelum disesuaikan dengan penyisihan kerugian.

The amortized cost of a financial asset is the amount at which the financial asset is measured at initial recognition minus the principal repayments, plus the cumulative amortization using the effective interest method of any difference between that initial amount and the maturity amount, adjusted for any loss allowance. On the other hand, the gross carrying amount of a financial asset is the amortized cost of a financial asset before adjusting for any loss allowance.

Bunga diakui dengan menggunakan metode suku bunga efektif untuk instrumen utang yang diukur selanjutnya pada biaya perolehan diamortisasi dan pada FVTOCI. Untuk instrumen keuangan lain, kecuali aset keuangan yang dibeli atau berasal dari aset keuangan memburuk, pendapatan bunga dihitung dengan menerapkan suku bunga efektif terhadap jumlah tercatat bruto aset keuangan, kecuali aset keuangan yang kemudian mengalami penurunan nilai kredit. Untuk aset keuangan yang berasal dari aset keuangan memburuk, pendapatan bunga diakui dengan menerapkan suku bunga efektif terhadap biaya perolehan diamortisasi dari aset keuangan tersebut. Jika pada tahun pelaporan keuangan selanjutnya, risiko kredit aset keuangan tersebut membaik sehingga aset keuangan tidak lagi mengalami penurunan nilai kredit, maka pendapatan bunga diakui dengan menerapkan suku bunga efektif terhadap jumlah tercatat bruto aset keuangan.

Interest income is recognized using the effective interest method for debt instruments measured subsequently at amortized cost and at FVTOCI. For financial instruments other than purchased or originated credit-impaired financial assets, interest income is calculated by applying the effective interest rate to the gross carrying amount of a financial asset, except for financial assets that have subsequently become credit-impaired. For financial assets that have subsequently become credit-impaired, interest income is recognized by applying the effective interest rate to the amortized cost of the financial asset. If, in subsequent reporting periods, the credit risk on the credit-impaired financial instrument improves so that the financial asset is no longer credit-impaired, interest income is recognized by applying the effective interest rate to the gross carrying amount of the financial asset.

Untuk aset keuangan yang dibeli atau berasal dari aset keuangan memburuk, Grup mengakui pendapatan bunga dengan menerapkan suku bunga efektif yang disesuaikan dengan risiko kredit atas biaya perolehan diamortisasi dari aset keuangan sejak pengakuan awal. Perhitungan tidak kembali ke basis bruto bahkan jika risiko kredit dari aset keuangan selanjutnya membaik sehingga aset keuangan tidak lagi mengalami penurunan kredit.

For purchased or originated credit-impaired financial assets, the Group recognizes interest income by applying the credit-adjusted effective interest rate to the amortized cost of the financial asset from initial recognition. The calculation does not revert to the gross basis even if the credit risk of the financial asset subsequently improves so that the financial asset is no longer credit-impaired.

Pendapatan bunga diakui dalam laba rugi dan dimasukkan dalam pos "keuntungan (kerugian) lain-lain".

Interest income is recognized in profit or loss and is included in the "other gains (losses)" line item.

Instrumen utang diklasifikasikan pada FVTOCI

Efek utang yang tercatat di bursa yang dimiliki oleh Grup diklasifikasikan sebagai FVTOCI. Nilai wajar ditentukan dengan cara yang dijelaskan dalam Catatan 46. Efek utang yang tercatat di bursa pada awalnya diukur pada nilai wajar ditambah dengan biaya transaksi. Selanjutnya, perubahan nilai tercatat pada efek utang yang tercatat di bursa tersebut sebagai akibat dari keuntungan dan kerugian selisih kurs, keuntungan atau kerugian penurunan nilai, dan pendapatan bunga yang dihitung dengan menggunakan metode suku bunga efektif, diakui dalam laba rugi. Jumlah yang diakui dalam laba rugi akan sama dengan jika efek utang yang tercatat di bursa ini diukur pada biaya perolehan diamortisasi. Semua perubahan lain dalam nilai tercatat dari efek utang yang tercatat di bursa diakui dalam penghasilan komprehensif lain dan diakumulasikan dalam cadangan revaluasi investasi. Jika efek utang yang tercatat yang terdaftar ini dihentikan pengakuannya, keuntungan atau kerugian kumulatif yang sebelumnya diakui dalam penghasilan komprehensif lain akan direklasifikasi ke laba rugi.

Debt instruments classified as at FVTOCI

Listed debt securities held by the Group are classified as at FVTOCI. Fair value is determined in the manner described in Note 46. The listed debt securities are initially measured at fair value plus transaction costs. Subsequently, changes in the carrying amount of these listed debt securities as a result of foreign exchange gains and losses, impairment gains or losses, and interest income calculated using the effective interest method are recognized in profit or loss. The amounts that are recognized in profit or loss are the same as the amounts that would have been recognized in profit or loss if these listed debt securitires had been measured at amortized cost. All other changes in the carrying amount of these listed debt securities are recognized in other comprehensive income and accumulated under the heading of investments revaluation reserve. When these listed debt securities are derecognized, the cumulative gains or losses previously recognized in other comprehensive income are reclassified to profit or loss.

Aset keuangan pada FVTPL

Aset keuangan yang tidak memenuhi kriteria yang diukur pada biaya perolehan diamortisasi atau FVTOCI (di atas) diukur pada FVTPL, khususnya:

- Investasi dalam instrumen ekuitas diklasifikasi sebagai FVTPL, kecuali Grup menetapkan investasi ekuitas yang dimiliki tidak untuk diperdagangkan dan bukan merupakan imbalan kontinjen dari kombinasi bisnis, sebagai FVTOCI pada pengakuan awal.

- Instrumen utang yang tidak memenuhi kriteria biaya perolehan diamortisasi atau FVTOCI, diklasifikasi sebagai FVTPL. Sebagai tambahan, aset keuangan yang memenuhi kriteria biaya perolehan diamortisasi dan FVTOCI dapat ditetapkan sebagai FVTPL pada saat pengakuan awal apabila penetapan tersebut mengeliminasi atau mengurangi secara signifikan inkonsistensi pengukuran dan pengakuan (yang disebut "inkonsistensi akuntansi") yang timbul dari pengukuran aset atau liabilitas atau pengakuan keuntungan dan kerugian dengan basis berbeda.

Aset keuangan pada FVTPL diukur pada nilai wajar pada setiap tanggal pelaporan, dengan keuntungan atau kerugian nilai wajar diakui dalam laba rugi sepanjang bukan merupakan bagian dari hubungan lindung nilai yang ditetapkan. Keuntungan atau kerugian bersih yang diakui dalam laba rugi termasuk dividen atau bunga yang diperoleh atas aset keuangan dan dimasukkan dalam pos "pendapatan keuangan". Nilai wajar ditentukan dengan cara yang dijelaskan dalam Catatan 46.

Financial assets at FVTPL

Financial assets that do not meet the criteria for being measured at amortized cost or FVTOCI (above) are measured at FVTPL, specifically:

- Investments in equity instruments are classified as at FVTPL, unless the Group designate an equity investment that is neither held for trading nor a contingent consideration arising from a business combination as at FVTOCI on initial recognition.

- Debt instruments that do not meet the amortized cost criteria or the FVTOCI criteria are classified as at FVTPL. In addition, financial assets that meet either the amortized cost criteria or the FVTOCI criteria may be designated as at FVTPL upon initial recognition if such designation eliminates or significantly reduces a measurement or recognition inconsistency (so called 'accounting mismatch') that would arise from measuring assets or liabilities or recognising the gains and losses on them on different bases.

Financial assets at FVTPL are measured at fair value as at each reporting date, with any fair value gains or losses recognized in profit or loss to the extent they are not part of a designated hedging relationship (see hedge accounting policy). The net gain or loss recognized in profit or loss includes any dividend or interest earned on the financial asset and is included in the "finance income" line item. Fair value is determined in the manner described in Note 46.

Reklasifikasi atas aset keuangan dan liabilitias

Grup tidak mereklasifikasi aset keuangan setelah pengakuan awal, selain dari kejadian luar biasa dimana terdapat perubahan model bisnis. Liabilitas keuangan tidak pernah diklasifikasi.

Keuntungan dan kerugian kurs mata uang asing

Jumlah tercatat aset keuangan dalam mata uang asing ditentukan dalam mata uang tersebut dan dijabarkan dengan menggunakan kurs spot pada setiap tanggal pelaporan. Secara spesifik:

- Untuk aset keuangan diukur pada biaya perolehan diamortisasi yang bukan merupakan bagian dari hubungan lindung nilai ditetapkan, selisih kurs diakui dalam laba rugi pada pos "keuntungan kurs mata uang asing - bersih";

- Untuk instrumen utang diukur pada FVTOCI yang bukan merupakan bagian dari hubungan lindung nilai ditetapkan, selisih kurs atas biaya perolehan diamortisasi dari instrumen hutang diakui dalam laba rugi pada pos "keuntungan kurs mata uang asing - bersih". Perbedaan nilai tukar lainnya diakui pada keuntungan (kerugian) nilai wajar bersih atas aset keuangan yang diukur pada FVTOCI dalam cadangan lainnya.

Lihat kebijakan akuntansi lindung nilai mengenai pengakuan perbedaan nilai tukar dimana komponen risiko mata uang asing dari aset keuangan ditetapkan sebagai instrumen lindung nilai untuk lindung nilai atas risiko mata uang asing.

Penurunan nilai aset keuangan

Grup mengakui penyisihan kerugian untuk kerugian kredit ekspektasian ("ECL") atas piutang usaha dan piutang lain-lain. Nilai kerugian kredit ekspektasian diperbarui pada tanggal pelaporan untuk mencerminkan perubahan risiko kredit sejak pengakuan awal masing-masing instrumen keuangan.

Grup selalu mengakui ECL sepanjang umurnya untuk piutang usaha dan aset kontrak. Kerugian kredit ekspektasian atas aset keuangan diestimasi menggunakan matriks provisi berdasarkan pengalaman kerugian kredit historis Grup, disesuaikan untuk faktor spesifik debitur, kondisi ekonomi umum serta penilaian atas arah kondisi kini dan perkiraan masa depan pada tanggal pelaporan, termasuk nilai waktu atas uang jika tepat.

Reclassification of financial assets and liabilities

The Group does not reclassify its financial assets subsequent to their initial recognition, apart from the exceptional circumstances in which there is a change in business model. Financial liabilities are never classified.

Foreign exchange gains and losses

The carrying amount of financial assets that are denominated in a foreign currency is determined in that foreign currency and translated at the spot rate as at each reporting date. Specifically:

- For financial assets measured at amortized cost that are not part of a designated hedging relationship, exchange differences are recognized in profit or loss in the "gain on foreign exchange - net" line item;

- For debt instruments measured at FVTOCI that are not part of a designated hedging relationship, exchange differences on the amortized cost of the debt instrument are recognized in profit or loss in the "gain on foreign exchange – net" line item. Other exchange differences are recognized in other comprehensive income in net fair value gain (loss) on financial assets at FVTOCI in other reserves.

See hedge accounting policy regarding the recognition of exchange differences where the foreign currency risk component of a financial asset is designated as a hedging instrument for a hedge of foreign currency risk.

Impairment of financial assets

The Group recognizes a loss allowance for expected credit losses ("ECL") on trade and other accounts receivable. The amount of expected credit losses is updated at each reporting date to reflect changes in credit risk since initial recognition of the respective financial instrument.

The Group always recognizes lifetime ECL for trade accounts receivable and contract assets. The expected credit losses on these financial assets are estimated using a provision matrix based on the Group's historical credit loss experience, adjusted for factors that are specific to the debtors, general economic conditions and an assessment of both the current as well as the forecast direction of conditions at the reporting date, including time value of money where appropriate.

Untuk semua instrumen keuangan lainnya, Grup mengakui ECL sepanjang umur ketika telah ada peningkatan risiko kredit yang signifikan sejak pengakuan awal. Jika, sebaliknya, risiko kredit pada instrumen keuangan tidak meningkat secara signifikan sejak pengakuan awal, Grup mengukur penyisihan kerugian untuk instrumen keuangan tersebut sejumlah ECL 12 bulan. Penilaian apakah ECL sepanjang umur harus diakui didasarkan pada peningkatan signifikan dalam kemungkinan terjadinya atau pada risiko gagal bayar sejak pengakuan awal dan bukan didasarkan pada bukti aset keuangan yang mengalami kerugian kredit pada tanggal pelaporan atau kejadian gagal bayar sebenarnya.

For all other financial instruments, the Group recognizes lifetime ECL when there has been a significant increase in credit risk since initial recognition. If, on the other hand, the credit risk on the financial instrument has not increased significantly since initial recognition, the Group measures the loss allowance for that financial instrument at an amount equal to 12-month ECL. The assessment of whether lifetime ECL should be recognized is based on significant increases in the likelihood or risk of a default occurring since initial recognition instead of on evidence of a financial asset being credit impaired at the reporting date or an actual default occurring.

Kerugian kredit ekspektasian sepanjang umur merupakan kerugian kredit ekspektasian yang timbul dari seluruh kemungkinan peristiwa gagal bayar selama perkiraan umur instrumen keuangan. Sebaliknya, ECL 12 bulan mewakili porsi ECL sepanjang umur yang timbul dari peristiwa gagal bayar pada instrumen keuangan yang mungkin terjadi dalam 12 bulan setelah tanggal pelaporan.

Lifetime ECL represents the expected credit losses that will result from all possible default events over the expected life of a financial instrument. In contrast, 12-month ECL represents the portion of lifetime ECL that is expected to result from default events on a financial instrument that are possible within 12 months after the reporting date.

Peningkatan risiko credit secara signifikan

Dalam menilai apakah risiko kredit pada instrumen keuangan telah meningkat secara signifikan sejak pengakuan awal, Grup membandingkan risiko gagal bayar yang terjadi pada instrumen keuangan pada tanggal pelaporan dengan risiko gagal bayar yang terjadi pada instrumen keuangan pada tanggal pengakuan awal. Dalam melakukan penilaian, Grup mempertimbangkan baik informasi kuantitatif maupun kualitatif yang wajar dan mendukung, termasuk pengalaman historis dan informasi bersifat perkiraan masa depan, yang tersedia tanpa biaya atau upaya berlebihan. Informasi masa depan yang dipertimbangkan mencakup prospek masa depan industri di mana debitur Grup beroperasi, yang diperoleh dari laporan ahli ekonomi, analis keuangan, badan pemerintah, lembaga terkait, dan organisasi serupa lainnya, serta pertimbangan berbagai sumber eksternal aktual dan prakiraan informasi ekonomi yang terkait dengan operasi inti Grup.

Significant increase in credit risk

In assessing whether the credit risk on a financial instrument has increased significantly since initial recognition, the Group compares the risk of a default occurring on the financial instrument as at the reporting date with the risk of a default occurring on the financial instrument as at the date of initial recognition. In making this assessment, the Group considers both quantitative and qualitative information that is reasonable and supportable, including historical experience and forward-looking information that is available without undue cost or effort. Forward-looking information considered includes the future prospects of the industries in which the Group's debtors operate, obtained from economic expert reports, financial analysts, governmental bodies, relevant think-tanks and other similar organizations, as well as consideration of various external sources of actual and forecast economic information that relate to the Group's core operations.

Secara khusus, informasi berikut diperhitungkan ketika menilai apakah risiko kredit telah meningkat secara signifikan sejak pengakuan awal:

In particular, the following information is taken into account when assessing whether credit risk has increased significantly since initial recognition:

- penurunan yang signifikan pada indikator pasar eksternal atas risiko kredit untuk instrumen keuangan tertentu, contohnya penurunan signifikan pada spread kredit, harga *swap* gagal bayar kredit bagi peminjam, atau rentang waktu atau tingkat nilai wajar aset keuangan lebih rendah dari biaya perolehan diamortisasinya;

- significant deterioration in external market indicators of credit risk for a particular financial instrument, e.g. a significant increase in the credit spread, the credit default swap prices for the debtor, or the length of time or the extent to which the fair value of a financial asset has been less than its amortized cost;

- memburuknya kondisi usaha, keuangan atau ekonomi yang terjadi saat ini atau prakiraan yang akan menyebabkan penurunan signifikan atas kemampuan peminjam untuk menyelesaikan kewajiban utangnya;
- terdapat penurunan yang signifikan terhadap hasil operasi peminjam, baik secara aktual atau yang diperkirakan akan terjadi;
- peningkatan risiko kredit secara signifikan pada instrumen keuangan lainnya dari peminjam yang sama;
- perubahan signifikan yang tidak menguntungkan baik secara aktual atau yang diperkirakan dalam lingkungan peraturan, ekonomik, atau lingkungan teknologi peminjam yang mengakibatkan perubahan signifikan atas kemampuan peminjam dalam memenuhi kewajiban utangnya.

Terlepas dari hasil penilaian di atas, Grup membuat praduga risiko kredit aset keuangan telah meningkat signifikan sejak pengakuan awal ketika pembayaran kontraktual tertunggak lebih dari 30 hari, kecuali jika Grup memiliki informasi yang wajar dan terdukung yang menunjukkan hal sebaliknya.

Meskipun demikian, Grup mengasumsikan bahwa risiko kredit pada instrumen keuangan tidak meningkat secara signifikan sejak pengakuan awal jika instrumen keuangan tersebut ditetapkan memiliki risiko kredit yang rendah pada tanggal pelaporan. Instrumen keuangan bertekad memiliki risiko kredit rendah jika:

a. instrumen keuangan memiliki risiko gagal bayar yang rendah;
b. debitur memiliki kapasitas yang kuat untuk memenuhi kewajiban arus kas kontraktualnya dalam waktu dekat; dan
c. memburuknya kondisi ekonomi dan bisnis dalam jangka panjang dapat, tetapi tidak selalu, menurunkan kemampuan peminjam untuk memenuhi kewajiban arus kas kontraktualnya.

Grup menganggap aset keuangan memiliki risiko kredit rendah ketika aset memiliki peringkat kredit eksternal '*investment grade*' sesuai dengan definisi yang dipahami secara global atau jika peringkat eksternal tidak tersedia, aset tersebut memiliki peringkat internal '*performing*'. *Performing* berarti bahwa rekanan memiliki posisi keuangan yang kuat dan tidak ada jumlah yang tertunggak.

- existing or forecast adverse changes in business, financial or economic conditions that are expected to cause a significant decrease in the debtor's ability to meet its debt obligations;
- an actual or expected significant deterioration in the operating results of the debtor;
- significant increases in credit risk on other financial instruments of the same debtor;
- an actual or expected significant adverse change in the regulatory, economic, or technological environment of the debtor that results in a significant decrease in the debtor's ability to meet its debt obligations.

Irrespective of the outcome of the above assessment, the Group presumes that the credit risk on a financial asset has increased significantly since initial recognition when contractual payments are more than 30 days past due, unless the Group has reasonable and supportable information that demonstrates otherwise.

Despite the foregoing, the Group assumes that the credit risk on a financial instrument has not increased significantly since initial recognition if the financial instrument is determined to have low credit risk at the reporting date. A financial instrument is determined to have low credit risk if:

a. the financial instrument has a low risk of default;
b. the debtor has a strong capacity to meet its contractual cash flow obligations in the near term; and
c. adverse changes in economic and business conditions in the longer term may, but will not necessarily, reduce the ability of the borrower to fulfil its contractual cash flow obligations.

The Group considers a financial asset to have low credit risk when the asset has external credit rating of 'investment grade' in accordance with the globally understood definition or if an external rating is not available, the asset has an internal rating of 'performing'. Performing means that the counterparty has a strong financial position and there is no past due amounts.

Grup secara teratur memantau efektivitas kriteria yang digunakan untuk mengidentifikasi apakah telah terjadi peningkatan risiko kredit yang signifikan dan merevisinya jika perlu untuk memastikan bahwa kriteria tersebut mampu mengidentifikasi peningkatan risiko kredit yang signifikan sebelum jumlahnya jatuh tempo.

The Group regularly monitors the effectiveness of the criteria used to identify whether there has been a significant increase in credit risk and revises them as appropriate to ensure that the criteria are capable of identifying significant increase in credit risk before the amount becomes past due.

Definisi gagal bayar

Grup menganggap hal-hal berikut ini merupakan peristiwa gagal bayar untuk tujuan manajemen risiko kredit internal karena pengalaman historis menunjukkan bahwa aset keuangan yang memenuhi salah satu kriteria berikut umumnya tidak dapat dipulihkan:

- ketika terdapat pelanggaran persyaratan keuangan oleh debitur; atau
- informasi yang dikembangkan secara internal atau diperoleh dari sumber eksternal menunjukkan bahwa debitur kemungkinan tidak akan membayar kreditornya, termasuk Grup, secara penuh (tanpa memperhitungkan jaminan yang dimiliki oleh Grup).

Definition of default

The Group considers the following as constituting an event of default for internal credit risk management purposes as historical experience indicates that financial assets that meet either of the following criteria are generally not recoverable:

- when there is a breach of financial covenants by the debtor; or
- information developed internally or obtained from external sources indicates that the debtor is unlikely to pay its creditors, including the Group, in full (without taking into account any collateral held by the Group).

Terlepas dari analisis di atas, Grup menganggap bahwa gagal bayar telah terjadi ketika aset keuangan tertunggak lebih dari 60 hari kecuali jika Grup memiliki informasi yang wajar dan terdukung untuk menunjukkan bahwa kriteria yang lebih panjang lebih tepat.

Irrespective of the above analysis, the Group considers that default has occurred when a financial asset is more than 60 days past due unless the Group has reasonable and supportable information to demonstrate that a more lagging default criterion is more appropriate.

Aset keuangan memburuk

Aset keuangan mengalami penurunan nilai kredit ketika satu atau lebih peristiwa yang memiliki dampak buruk pada estimasi arus kas masa depan dari aset keuangan tersebut telah terjadi. Bukti bahwa aset keuangan mengalami penurunan nilai termasuk data yang dapat diobservasi tentang peristiwa berikut:

- kesulitan keuangan yang signifikan dari penerbit atau peminjam;
- pelanggaran kontrak, seperti kejadian gagal bayar atau tunggakan;
- pihak pemberi pinjaman, untuk alasan ekonomik atau kontraktual sehubungan dengan kesulitan keuangan yang dialami pihak peminjam, telah memberikan konsesi pada pihak peminjam yang tidak mungkin diberikan jika pihak peminjam tidak mengalami kesulitan tersebut;
- terjadi kemungkinan bahwa pihak peminjam akan dinyatakan pailit atau melakukan reorganisasi keuangan lainnya;

Credit-impaired financial assets

A financial asset is credit-impaired when one or more events that have a detrimental impact on the estimated future cash flows of that financial asset have occurred. Evidence that a financial asset is credit-impaired includes observable data about the following events:

- significant financial difficulty of the issuer or the borrower;
- a breach of contract, such as a default or past due event;
- the lender(s) of the borrower, for economic or contractual reasons relating to the borrower's financial difficulty, having granted to the borrower a concession(s) that the lender(s) would not otherwise consider;
- it is becoming probable that the borrower will enter bankruptcy or other financial reorganization;

- hilangnya pasar aktif untuk aset keuangan itu akibat kesulitan keuangan; atau

- pembelian atau penerbitan aset keuangan dengan diskon sangat besar yang mencerminkan kerugian kredit yang terjadi.

Kebijakan penghapusan

Grup menghapuskan aset keuangan ketika ada informasi yang menunjukkan bahwa pihak lawan berada dalam kesulitan keuangan yang buruk dan tidak ada prospek pemulihan yang realistis, contoh ketika pihak lawan dalam proses likuidasi atau telah memasuki proses kebangkrutan. Aset keuangan yang dihapuskan dapat menjadi subjek aktivitas paksaan dalam prosedur pemulihan Grup, dengan mempertimbangkan nasihat hukum yang sesuai. Setiap pemulihan yang terjadi diakui dalam laba rugi.

Pengukuran dan pengakuan atas kerugian kredit ekspektasian

Pengukuran kerugian kredit ekspektasian merupakan fungsi dari *probability of default*, *loss given default* (yaitu besarnya kerugian jika terjadi gagal bayar) dan eksposur pada gagal bayar. Penilaian *probability of default* dan *loss given default* berdasarkan data historis yang disesuaikan dengan informasi masa depan seperti dijelaskan di atas. Adapun eksposur atas gagal bayar, untuk aset keuangan, diwakili oleh nilai tercatat bruto aset pada tanggal pelaporan; untuk kontrak jaminan keuangan, eksposur mencakup jumlah yang ditarik pada tanggal pelaporan, ditambah dengan jumlah yang diperkirakan akan ditarik di masa depan sebelum tanggal gagal bayar yang ditentukan berdasarkan tren historis, pemahaman Grup mengenai kebutuhan pembiayaan masa depan yang spesifik dari debiturnya, dan informasi perkiraan masa depan lainnya yang relevan.

Untuk aset keuangan, kerugian kredit ekspektasian diestimasi sebagai selisih antara seluruh arus kas kontraktual yang jatuh tempo kepada Grup sesuai dengan kontrak dan seluruh arus kas yang diekspektasi akan diterima oleh Grup, didiskontokan pada suku bunga efektif awal. Untuk piutang sewa, arus kas yang digunakan untuk menentukan kerugian kredit ekspektasian konsisten dengan arus kas yang digunakan dalam mengukur piutang sewa berdasarkan PSAK 73.

- the disappearance of an active market for that financial asset because of financial difficulties; or

- the purchase or origination of a financial asset at a deep discount that reflects the incurred credit losses.

Write-off policy

The Group writes off a financial asset when there is information indicating that the counterparty is in severe financial difficulty and there is no realistic prospect of recovery, e.g. when the counterparty has been placed under liquidation or has entered into bankruptcy proceedings. Financial assets written off may still be subject to enforcement activities under the Group's recovery procedures, taking into account legal advice where appropriate. Any recoveries made are recognized in profit or loss.

Measurement and recognition of expected credit losses

The measurement of expected credit losses is a function of the probability of default, loss given default (i.e. the magnitude of the loss if there is a default) and the exposure at default. The assessment of the probability of default and loss given default is based on historical data adjusted by forward-looking information as described above. As for the exposure at default, for financial assets, this is represented by the assets' gross carrying amount at the reporting date; for financial guarantee contracts, the exposure includes the amount drawn down as at the reporting date, together with any additional amounts expected to be drawn down in the future by default date determined based on historical trend, the Group's understanding of the specific future financing needs of the debtors, and other relevant forward-looking information.

For financial assets, the expected credit loss is estimated as the difference between all contractual cash flows that are due to the Group in accordance with the contract and all the cash flows that the Group expects to receive, discounted at the original effective interest rate. For a lease receivable, the cash flows used for determining the expected credit losses is consistent with the cash flows used in measuring the lease receivable in accordance with PSAK 73.

Apabila kerugian kredit ekspektasian sepanjang umur diukur secara kolektif untuk kasus dimana bukti kenaikan signifikan risiko kredit pada level instrumen invidual tidak tersedia, instrumen keuangan dikelompokkan dengan dasar sebagai berikut:

- Sifat instrumen keuangan (yaitu piutang usaha dan lain-lain dan jumlah tagihan kepada pelanggan Grup masing-masing dinilai sebagai grup terpisah);
- Status jatuh tempo;
- Sifat, besaran dan jenis industri debitur;
- Sifat jaminan untuk piutang sewa pembiayaan; dan
- Peringkat risiko kredit jika tersedia.

Pengelompokan ditelaah secara teratur oleh manajemen untuk memastikan setiap kelompok mempunyai karakteristik risiko yang sama.

Jika Grup telah mengukur cadangan kerugian untuk instrumen keuangan sebesar ECL sepanjang umurnya pada tahun pelaporan sebelumnya, tetapi menentukan pada tanggal pelaporan kini bahwa kondisi untuk ECL sepanjang umurnya tidak lagi terpenuhi, Grup mengukur cadangan kerugian sejumlah ECL 12 bulan pada tanggal pelaporan kini, kecuali untuk aset yang menggunakan pendekatan yang disederhanakan.

Grup mengakui keuntungan atau kerugian penurunan nilai dalam laba rugi untuk semua instrumen keuangan dengan penyesuaian terkait ke jumlah tercatat melalui akun cadangan kerugian, kecuali untuk investasi pada instrumen hutang yang diukur pada FVTOCI, dimana penyisihan kerugian diakui dalam penghasilan komprehensif lain dan diakumulasi dalam cadangan revaluasi investasi, dan tidak mengurangi nilai tercatat aset keuangan pada laporan posisi keuangan konsolidasian.

Penghentian pengakuan aset keuangan

Grup menghentikan pengakuan aset keuangan jika dan hanya jika hak kontraktual atas arus kas yang berasal dari aset keuangan berakhir, atau Grup mentransfer aset keuangan dan secara substansial mentransfer seluruh risiko dan manfaat atas kepemilikan aset kepada entitas lain. Jika Grup tidak mentransfer serta tidak memiliki secara substansial seluruh risiko dan manfaat kepemilikan serta masih mengendalikan asset yang ditransfer, maka Grup mengakui keterlibatan berkelanjutan atas aset yang ditransfer dan liabilitas terkait sebesar jumlah yang mungkin harus dibayar. Jika Grup memiliki secara substansial seluruh risiko dan manfaat kepemilikan aset keuangan yang ditransfer, Grup masih mengakui asset keuangan dan juga mengakui pinjaman yang dijamin sebesar pinjaman yang diterima.

Where lifetime ECL is measured on a collective basis to cater for cases where evidence of significant increases in credit risk at the individual instrument level may not yet be available, the financial instruments are grouped on the following basis:

- Nature of financial instruments (i.e. The Group's trade and other accounts receivables and amounts due from customers are each assessed as a separate group);
- Past-due status;
- Nature, size and industry of debtors;
- Nature of collaterals for finance lease receivables; and
- External credit ratings where available.

The grouping is regularly reviewed by management to ensure the constituents of each group continue to share similar credit risk characteristics.

If the Group has measured the loss allowance for a financial instrument at an amount equal to lifetime ECL in the previous reporting period, but determines at the current reporting date that the conditions for lifetime ECL are no longer met, the Group measures the loss allowance at an amount equal to 12-month ECL at the current reporting date, except for assets for which the simplified approach was used.

The Group recognizes an impairment gain or loss in profit or loss for all financial instruments with a corresponding adjustment to their carrying amount through a loss allowance account, except for investments in debt instruments that are measured at FVTOCI, for which the loss allowance is recognized in other comprehensive income and accumulated in the investment revaluation reserve, and does not reduce the carrying amount of the financial asset in the consolidated statement of financial position.

Derecognition of financial assets

The Group derecognizes a financial asset only when the contractual rights to the cash flows from the asset expire, or it transfers the financial asset and substantially all the risks and rewards of ownership of the asset to another entity. If the Group neither transfers nor retains substantially all the risks and rewards of ownership and continues to control the transferred asset, the Group recognizes its retained interest in the asset and an associated liability for amounts it may have to pay. If the Group retains substantially all the risks and rewards of ownership of a transferred financial asset, the Group continues to recognize the financial asset and also recognizes a collateralized borrowing for the proceeds received.

Pada penghentian pengakuan aset keuangan yang diukur pada biaya perolehan diamortisasi, perbedaan antara nilai tercatat aset dan jumlah imbalan yang diterima dan piutang diakui dalam laba rugi. Selain itu, pada penghentian pengakuan investasi dalam instrumen utang yang diklasifikasikan sebagai FVTOCI, keuntungan atau kerugian kumulatif yang sebelumnya diakumulasi dalam cadangan revaluasi investasi, direklasifikasi ke laba rugi. Sebaliknya, pada penghentian pengakuan investasi dalam instrumen ekuitas yang telah dipilih Grup pada pengakuan awal untuk diukur di FVTOCI, keuntungan atau kerugian kumulatif yang sebelumnya diakumulasi dalam keuntungan (kerugian) nilai wajar bersih atas aset keuangan yang diukur pada FVTOCI dalam cadangan lainnya tidak direklasifikasi ke laba rugi, tetapi dipindahkan ke saldo laba.

On derecognition of a financial asset measured at amortized cost, the difference between the asset's carryingamount and the sum of the consideration received and receivable is recognized in profit or loss. In addition, on derecognition of an investment in a debt instrument classified as at FVTOCI, the cumulative gain or loss previously accumulated in the investment revaluation reserve is reclassified to profit or loss. In contrast, on derecognition of an investment in an equity instrument which the Group has elected on initial recognition to measure at FVTOCI, the cumulative gain or loss previously accumulated in the net fair value gain (loss) on financial assets at FVTOCI in other reserves is not reclassified to profit or loss, but is transferred to retained earnings.

Liabilitas Keuangan dan Instrumen Ekuitas

Klasifikasi sebagai liabilitas atau ekuitas

Instrumen utang dan ekuitas yang diterbitkan oleh Grup diklasifikasikan sebagai liabilitas keuangan atau ekuitas sesuai dengan substansi perjanjian kontraktual dan definisi liabilitas keuangan dan instrumen ekuitas.

Instrumen ekuitas

Instrumen ekuitas adalah setiap kontrak yang memberikan hak residual atas aset Grup setelah dikurangi dengan seluruh liabilitasnya. Instrumen ekuitas yang diterbitkan oleh Grup dicatat sebesar hasil penerimaan bersih setelah dikurangi biaya penerbitan langsung.

Liabilitas Keuangan

Liabilitas keuangan diklasifikasikan sebagai "FVTPL" atau "pada biaya perolehan diamortisasi" menggunakan metode suku bunga efektif.

Liabilitas keuangan yang diukur pada FVTPL

Liabilitas keuangan diklasifikasi FVTPL ketika liabilitas keuangan merupakan 1) imbalan kontinjen yang diakui oleh pihak pengakuisisi dalam kombinasi bisnis ketika PSAK 22 diterapkan, 2) dimiliki untuk diperdagangkan, atau 3) ditetapkan sebagai FVTPL.

Liabilitas keuangan dimiliki untuk diperdagangkan jika:

- diperoleh terutama untuk tujuan dibeli kembali dalam waktu dekat; atau
- pada pengakuan awal merupakan bagian dari portofolio instrumen keuangan tertentu yang dikelola Grup secara bersama dan terdapat bukti mengenai pola ambil untung dalam jangka pendek aktual saat ini; atau

Financial Liabilities and Equity Instruments

Classification as debt or equity

Debt and equity instruments issued by the Group are classified as either financial liabilities or as equity in accordance with the substance of the contractual arrangements entered into and the definitions of a financial liability and an equity instrument.

Equity instruments

An equity instrument is any contract that evidences a residual interest in the assets of an entity after deducting all of its liabilities. Equity instruments issued by the Group are recorded at the proceeds received, net of direct issue costs.

Financial Liabilities

Financial liabilities are classified as either financial liabilities "at FVTPL" or "at amortized cost" using the effective interest method.

Financial liabilities at FVTPL

Financial liabilities are classified as at FVTPL when the financial liability is 1) contingent consideration of an acquirer in a business combination to which PSAK 22 applies, 2) held for trading, or 3) it is designated as at FVTPL.

A financial liability is classified as held for trading if:

- it has been acquired principally for the purpose of repurchasing in the near term; or
- on initial recognition it is part of an identified portfolio of financial instruments that the Group manages together and has a recent actual pattern of short-term profit-taking; or

- merupakan derivatif yang tidak ditetapkan dan tidak efektif sebagai instrumen lindung nilai.

Liabilitas keuangan selain liabilitas keuangan yang diperdagangkan dapat ditetapkan sebagai FVTPL pada saat pengakuan awal jika:

- mengeliminasi atau mengurangi secara signifikan inkonsistensi pengukuran dan pengakuan yang dapat timbul; atau

- liabilitas keuangan membentuk bagian dari kelompok aset keuangan, liabilitas keuangan atau keduanya dikelola dan kinerjanya dievaluasi berdasarkan nilai wajar, sesuai dengan manajemen risiko atau strategi investasi yang didokumentasikan dan informasi tentang kelompok tersebut disediakan secara internal.

- Merupakan bagian kontrak yang mengandung satu atau lebih derivatif melekat, dan PSAK 55 atau PSAK 71 mengizinkan seluruh kontrak gabungan (aset atau liabilitas) ditetapkan sebagai FVTPL.

Pengukuran selanjutnya liabilitas keuangan pada FVTPL

Liabilitas keuangan pada FVTPL diukur pada nilai wajar, dengan keuntungan atau kerugian yang timbul atas perubahan nilai wajar diakui dalam laporan laba rugi sepanjang hal tersebut tidak menjadi bagian dari hubungan lindung nilai yang ditentukan (lihat kebijakan akuntansi lindung nilai). Keuntungan atau kerugian bersih yang diakui dalam laba rugi menggabungkan setiap bunga yang dibayarkan atas liabilitas keuangan dan termasuk dalam bagian "keuntungan lain-lain - bersih" dalam laporan laba rugi konsolidasian.

Namun, untuk liabilitas keuangan yang ditetapkan pada FVTPL, jumlah perubahan nilai wajar liabilitas keuangan yang dapat diatribusikan pada perubahan risiko kredit liabilitas diakui dalam penghasilan komprehensif lain, kecuali jika pengakuan dampak risiko kredit di penghasilan komprehensif lain akan menciptakan atau memperbesar inkonsistensi akuntansi dalam laba rugi. Sisa perubahan dari nilai wajar atas liabilitas diakui dalam laba rugi. Perubahan nilai wajar yang dapat diatribusikan pada risiko kredit liabilitas keuangan yang diakui dalam penghasilan komprehensif lain tidak akan direklasifikasi ke laba rugi; sebaliknya, perubahan tersebut dipindahkan ke saldo laba pada saat penghentian pengakuan liabilitas keuangan.

- it is a derivative that is not designated and effective as a hedging instrument.

A financial liability other than a financial liability held for trading may be designated as at FVTPL upon initial recognition if:

- such designation eliminates or significantly reduces a measurement or recognition inconsistency that would otherwise arise; or

- the financial liability forms part of a group of financial assets or financial liabilities or both which is managed and its performance is evaluated on a fair value basis in accordance with a documented risk management or investment strategy, and information about the grouping is provided internally on that basis.

- It forms part of a contract containing one or more embedded derivatives, and PSAK 55 or PSAK 71 permits the entire combined contract (asset or liability) to be designated as at FVTPL.

Subsequent measurement of financial liabilities at FVTPL

Financial liabilities at FVTPL are measured at fair value, with any gains or losses arising on changes in fair value recognized in profit or loss to the extent that they are not part of a designated hedging relationship (see hedge accounting policy). The net gain or loss recognized in profit or loss incorporates any interest paid on the financial liability and is included in the "other gains - net" line item in the consolidated statements of profit or loss.

However, for financial liabilities that are designated as at FVTPL, the amount of change in the fair value of the financial liability that is attributable to changes in the credit risk of that liability is recognized in other comprehensive income, unless the recognition of the effects of changes in the liability's credit risk in other comprehensive income would create or enlarge an accounting mismatch in profit or loss. The remaining amount of change in the fair value of liability is recognized in profit or loss. Changes in fair value attributable to a financial liability's credit risk that are recognized in other comprehensive income are not subsequently reclassified to profit or loss; instead, they are transferred to retained earnings upon derecognition of the financial liability.

Liabilitas keuangan pada biaya perolehan diamortisasi

Liabilitas keuangan yang bukan merupakan 1) imbalan kontinjen dari pihak pengakuisisi dalam kombinasi bisnis, 2) dimiliki untuk diperdagangkan, atau 3) ditetapkan sebagai FVTPL, selanjutnya diukur pada biaya perolehan diamortisasi dengan menggunakan metode suku bunga efektif.

Metode suku bunga efektif

Metode suku bunga efektif adalah metode yang digunakan untuk menghitung biaya perolehan diamortisasi dari liabilitas keuangan dan metode untuk mengalokasikan biaya bunga selama tahun yang relevan. Suku bunga efektif adalah suku bunga yang secara tepat mendiskontokan estimasi pembayaran kas masa depan (mencakup seluruh komisi dan bentuk lain yang dibayarkan dan diterima yang merupakan bagian yang tak terpisahkan dari suku bunga efektif, biaya transaksi dan premium dan diskonto lainnya) selama perkiraan umur liabilitas keuangan, atau (jika lebih tepat) digunakan periode yang lebih singkat untuk memperoleh nilai tercatat bersih pada saat pengakuan awal.

Keuntungan dan kerugian kurs mata uang asing

Untuk liabilitas keuangan dalam mata uang asing dan diukur pada biaya perolehan diamortisasi pada setiap tanggal pelaporan, keuntungan atau kerugian kurs mata uang asing ditentukan berdasarkan biaya perolehan diamortisasi dari instrumen. Keuntungan atau kerugian kurs mata uang asing diakui dalam laba rugi untuk liabilitas keuangan yang tidak merupakan bagian dari hubungan lindung nilai ditetapkan. Untuk yang ditetapkan sebagai instrumen lindung nilai untuk lindung nilai atas risiko mata uang asing, keuntungan dan kerugian selisih kurs diakui dalam penghasilan komprehensif lain dan diakumulasikan dalam komponen ekuitas yang terpisah.

Nilai wajar liabilitas keuangan dalam mata uang asing ditentukan dalam mata uang asing tersebut dan dijabarkan pada kurs yang berlaku pada akhir periode pelaporan. Untuk liabilitas keuangan yang diukur pada FVTPL, komponen nilai tukar mata uang asing merupakan bagian dari keuntungan atau kerugian nilai wajar dan diakui dalam laba rugi untuk liabilitas keuangan yang tidak merupakan bagian dari hubungan lindung nilai ditetapkan.

Financial liabilities at amortized cost

Financial liabilities that are not 1) contingent consideration of an acquirer in a business combination, 2) held-for-trading, or 3) designated as at FVTPL, are subsequently measured at amortized cost using the effective interest method.

Effective interest method

The effective interest method is a method of calculating the amortized cost of a financial liability and of allocating interest expense over the relevant period. The effective interest rate is the rate that exactly discounts estimated future cash payments (including all fees and points paid or received that form an integral part of the effective interest rate, transaction costs and other premiums or discounts) through the expected life of the financial liability, or (where appropriate) a shorter period to the net carrying amount on initial recognition.

Foreign exchange gains and losses

For financial liabilities that are denominated in a foreign currency and are measured at amortized cost as at each reporting date, the foreign exchange gains and losses are determined based on the amortized cost of the instruments. These foreign exchange gains and losses are recognized in profit or loss for financial liabilities that are not part of a designated hedging relationship. For those which are designated as a hedging instrument for a hedge of foreign currency risk, foreign exchange gains and losses are recognized in other comprehensive income and accumulated in a separate component of equity.

The fair value of financial liabilities denominated in a foreign currency is determined in that foreign currency and translated at the spot rate at the end of the reporting period. For financial liabilities that are measured as at FVTPL, the foreign exchange component forms part of the fair value gains or losses and is recognized in profit or loss for financial liabilities that are not part of a designated hedging relationship.

Penghentian pengakuan liabilitas keuangan

Grup menghentikan pengakuan liabilitas keuangan, jika dan hanya jika, liabilitas Grup telah dilepaskan, dibatalkan atau kadaluarsa. Selisih antara jumlah tercatat liabilitas keuangan yang dihentikan pengakuannya dan imbalan yang dibayarkan dan utang diakui dalam laba rugi.

Ketika Grup bertukar dengan pemberi pinjaman, satu instrumen utang menjadi instrumen lain dengan persyaratan yang berbeda secara substansial, pertukaran tersebut dicatat sebagai penghapusan liabilitas keuangan orisinal dan pengakuan liabilitas keuangan baru. Demikian pula, Grup memperhitungkan modifikasi substansial dari ketentuan liabilitas yang ada atau bagian dari liabilitas tersebut sebagai pelepasan liabilitas keuangan orisinal dan pengakuan liabilitas baru. Diasumsikan bahwa persyaratannya berbeda secara substansial jika nilai kini arus kas yang didiskonto berdasarkan persyaratan yang baru, termasuk setiap *fee* (imbalan) yang dibayarkan setelah dikurangi setiap *fee* (imbalan) yang diterima dan didiskonto menggunakan suku bunga efektif orisinal, berbeda sedikitnya 10% dari nilai kini sisa arus kas yang didiskonto yang berasal dari liabilitas keuangan orisinal. Jika modifikasi tidak substansial, maka perbedaan antara: (1) jumlah tercatat liabilitas sebelum modifikasi; dan (2) nilai kini dari arus kas setelah modifikasi, diakui dalam laba rugi sebagai keuntungan atau kerugian modifikasi dalam keuntungan dan kerugian lainnya.

Derecognition of financial liabilities

The Group derecognizes financial liabilities when, and only when, the Group's obligations are discharged, cancelled or have expired. The difference between the carrying amount of the financial liability derecognized and the consideration paid and payable is recognized in profit or loss.

When the Group exchanges with the existing lender one debt instrument into another one with the substantially different terms, such exchange is accounted for as an extinguishment of the original financial liability and the recognition of a new financial liability. Similarly, the Group accounts for substantial modification of terms of an existing liability or part of it as an extinguishment of the original financial liability and the recognition of a new liability. It is assumed that the terms are substantially different if the discounted present value of the cash flows under the new terms, including any fees paid net of any fees received and discounted using the original effective rate is at least 10 per cent different from the discounted present value of the remaining cash flows of the original financial liability. If the modification is not substantial, the difference between: (1) the carrying amount of the liability before the modification; and (2) the present value of the cash flows after modification is recognized in profit or loss as the modification gain or loss within other gains and losses.

h. Kas dan Setara Kas

Untuk tujuan penyajian arus kas, kas dan setara kas terdiri dari kas, bank dan semua investasi yang jatuh tempo dalam waktu tiga bulan atau kurang dari tanggal perolehannya dan yang tidak dijaminkan serta tidak dibatasi penggunaannya.

h. Cash and Cash Equivalents

For cash flow presentation purposes, cash and cash equivalents consist of cash on hand and in banks and all unrestricted investments with maturities of three months or less from the date of placement.

i. Investasi pada Entitas Asosiasi

Entitas asosiasi adalah suatu entitas yang mana Grup mempunyai pengaruh yang signifikan. Pengaruh signifikan adalah kekuasaan untuk berpartisipasi dalam keputusan kebijakan keuangan dan operasional *investee* tetapi tidak mengendalikan atau mengendalikan bersama atas kebijakan tersebut.

i. Investments in Associate

An associate is an entity over which the Group has significant influence. Significant influence is the power to participate in the financial and operating policy decisions of the investee but is not control or joint control over those policies.

Penghasilan dan aset dan liabilitas dari entitas asosiasi dicatat dalam laporan keuangan konsolidasian dengan menggunakan metode ekuitas, kecuali ketika investasi diklasifikasikan sebagai dimiliki untuk dijual, sesuai dengan PSAK 58 *Aset Tidak Lancar yang Dimiliki untuk Dijual dan Operasi yang Dihentikan*.

The results of operations and assets and liabilities of associate are incorporated in these consolidated financial statements using the equity method of accounting, except when the investment is classified as held for sale, in which case, it is accounted for in accordance with PSAK 58 *Non-current Assets Held for Sale and Discontinued Operations*.

Dengan metode ekuitas, investasi pada entitas asosiasi diakui di laporan posisi keuangan konsolidasian sebesar biaya perolehan dan selanjutnya disesuaikan untuk perubahan dalam bagian kepemilikan Grup atas laba rugi dan penghasilan komprehensif lain dari entitas asosiasi yang terjadi setelah perolehan. Ketika bagian Grup atas kerugian entitas asosiasi melebihi kepentingan Grup pada entitas asosiasi (yang mencakup semua kepentingan jangka panjang, yang secara substansi, membentuk bagian dari investasi bersih Grup dalam entitas asosiasi), Grup menghentikan pengakuan bagiannya atas kerugian selanjutnya. Kerugian selanjutnya diakui hanya apabila Grup mempunyai kewajiban bersifat hukum atau konstruktif atau melakukan pembayaran atas nama entitas asosiasi.

Under the equity method, an investment in an associate is initially recognized in the consolidated statements of financial position at cost and adjusted thereafter to recognize the Group's share of the profit or loss and other comprehensive income of the associate. When the Group's share of losses of an associate exceeds the Group's interest in that associate (which includes any long-term interests that, in substance, form part of the Group's net investment in the associate), the Group discontinues recognizing its share of further losses. Additional losses are recognized only to the extent that the Group has incurred legal or constructive obligations or made payments on behalf of the associate.

Investasi pada entitas asosiasi dicatat dengan menggunakan metode ekuitas sejak tanggal pada saat *investee* menjadi entitas asosiasi. Setiap kelebihan biaya perolehan investasi atas bagian Grup atas nilai wajar bersih dari aset yang teridentifikasi dan liabilitas dari entitas asosiasi yang diakui pada tanggal akuisisi, diakui sebagai *goodwill*. *Goodwill* termasuk dalam jumlah tercatat investasi, dan diuji penurunan nilainya sebagai bagian dari investasi. Setiap kelebihan kepemilikan Grup dari nilai wajar bersih aset yang teridentifikasi dan liabilitas atas biaya perolehan investasi, sesudah pengujian kembali, segera diakui di dalam laba rugi pada tahun diperolehnya investasinya.

An investment in an associate is accounted for using the equity method from the date on which the investee becomes an associate. Any excess of the cost of acquisition over the Group's share of the net fair value of identifiable assets and liabilities of the associate recognized at the date of acquisition, is recognized as goodwill, which is included within the carrying amount of the investment. Any excess of the Group's share of the net fair value of the identifiable assets and liabilities over the cost of acquisition, after reassessment, is recognized immediately in profit or loss in the period in which the investment is acquired.

Persyaratan dalam PSAK 48 *Penurunan Nilai Aset* ("PSAK 48"), diterapkan untuk menentukan apakah perlu untuk mengakui setiap penurunan nilai sehubungan dengan investasi pada entitas asosiasi. Bila diperlukan, jumlah tercatat investasi (termasuk *goodwill*) diuji penurunan nilai sesuai dengan PSAK 48, sebagai suatu aset tunggal dengan membandingkan antara jumlah terpulihkan (mana yang lebih tinggi antara nilai pakai dan nilai wajar dikurangi biaya pelepasan) dengan jumlah tercatatnya. Rugi penurunan nilai diakui langsung pada nilai tercatat investasi. Setiap pembalikan dari penurunan nilai diakui sesuai dengan PSAK 48 sepanjang jumlah terpulihkan dari investasi tersebut kemudian meningkat.

The requirements of PSAK 48 *Impairment of Assets* ("PSAK 48"), are applied to determine whether it is necessary to recognize any impairment loss with respect to the Group's investment in an associate. When necessary, the entire carrying amount of the investment (including goodwill) is tested for impairment in accordance with PSAK 48, as a single asset by comparing its recoverable amount (higher of value in use and fair value less costs to sell) with its carrying amount. Any impairment loss recognized forms part of the carrying amount of the investment. Any reversal of that impairment loss is recognized in accordance with PSAK 48 to the extent that the recoverable amount of the investment subsequently increases.

Grup menghentikan penggunaan metode ekuitas sejak tanggal saat investasinya berhenti menjadi investasi pada entitas asosiasi atau ventura bersama atau ketika investasi diklasifikasi sebagai dimiliki untuk dijual. Ketika Grup mempertahankan kepemilikan dalam entitas yang sebelumnya merupakan entitas asosiasi atau ventura bersama dan sisa investasi tersebut merupakan aset keuangan, Grup mengukur setiap sisa investasi pada nilai wajar pada tanggal tersebut dan nilai wajar tersebut dianggap sebagai nilai wajar pada saat pengakuan awal sesuai dengan PSAK 71. Selisih antara jumlah tercatat pada asosiasi pada tanggal metode ekuitas dihentikan, dan nilai wajar dari setiap bunga yang ditahan dan hasilkan dari pelepasan sebagian kepentingan dalam asosiasi termasuk dalam penentuan keuntungan atau kerugian pada pelepasan asosiasi. Selanjutnya, Grup mencatat seluruh jumlah yang sebelumnya telah diakui dalam penghasilan komprehensif lain yang terkait dengan entitas asosiasi tersebut dengan menggunakan dasar perlakuan yang sama dengan yang disyaratkan jika entitas asosiasi telah melepaskan secara langsung aset dan liabilitas yang terkait. Seluruh jumlah yang diakui dalam penghasilan komprehensif lain yang terkait dengan entitas asosiasi direklasifikasi ke laba rugi (sebagai penyesuaian reklasifikasi) pada saat penghentian metode ekuitas.

The Group discontinues the use of the equity method from the date when the investment ceases to be an associate or a joint venture, or when the investment is classified as held for sale. When the Group retains an interest in the former associate or joint venture and the retained interest is a financial asset, the Group measures any retained investment at fair value at that date and the fair value is regarded as its fair value on initial recognition in accordance with PSAK 71. The difference between the carrying amount of the associate at the date the equity method was discontinued, and the fair value of any retained interest and any proceeds from disposing of a part of interest in the associate is included in the determination of the gain or loss on disposal of the associate. In addition, the Group accounts for all amounts previously recognized in other comprehensive income in relation to that associate on the same basis as would be required if that associate had directly disposed of the related assets or liabilities. Therefore, if a gain or loss previously recognized in other comprehensive income by that associate would be reclassified to profit or loss on the disposal of the related assets or liabilities, the Group reclassifies the gain or loss from equity to profit or loss (as a reclassification adjustment) when the equity method is discontinued.

Grup melanjutkan penerapan metode ekuitas jika investasi pada entitas asosiasi menjadi investasi pada ventura bersama atau investasi pada ventura bersama menjadi investasi pada entitas asosiasi. Tidak terdapat pengukuran kembali ke nilai wajar pada saat perubahan kepentingan.

The Group continues to use the equity method when an investment in an associate becomes an investment in a joint venture or an investment in a joint venture becomes an investment in an associate. There is no remeasurement to fair value upon such changes in ownership interests.

Jika Grup mengurangi bagian kepemilikan pada entitas asosiasi tetapi Grup tetap menerapkan metode ekuitas, Grup mereklasifikasi ke laba rugi proporsi keuntungan atau kerugian yang telah diakui sebelumnya dalam penghasilan komprehensif lain yang terkait dengan pengurangan bagian kepemilikan (jika keuntungan atau kerugian tersebut akan direklasifikasi ke laba rugi atas pelepasan aset atau liabilitas yang terkait).

When the Group reduces its ownership interest in an associate but the Group continues to use the equity method, the Group reclassifies to profit or loss the proportion of the gain or loss that had previously been recognized in other comprehensive income relating to that reduction in ownership interest (if that gain or loss would be reclassified to profit or loss on the disposal of the related assets or liabilities).

Ketika Grup menambah bagian kepemilikan pada entitas asosiasi yang sudah dimiliki sebelumnya dan entitas tersebut tetap sebagai entitas asosiasi, imbalan yang dialihkan atas penambahan kepemilikan tersebut ditambahkan ke nilai tercatat sebelumnya tanpa mempertimbangkan nilai wajar bersih aset yang teridentifikasi dan liabilitas atas entitas asosiasi tersebut.

Where the Group increases its interest in its existing associate and it remains as an associate, the consideration transferred of the additional interest is added to the existing carrying amount without considering the fair value of the associate's identifiable assets and liabilities.

Ketika Grup melakukan transaksi dengan entitas asosiasi, keuntungan dan kerugian yang timbul dari transaksi dengan entitas asosiasi diakui dalam laporan keuangan konsolidasian Grup hanya sebesar kepemilikan dalam entitas asosiasi yang tidak terkait dengan Grup.

When a Group entity transacts with an associate, profits and losses resulting from the transactions with the associate are recognized in the Group's consolidated financial statements only to the extent of its interest in the associate that are not related to the Group.

Grup menerapkan PSAK 71, termasuk persyaratan penurunan nilai, untuk kepentingan jangka panjang dalam entitas asosiasi atau ventura bersama ketika metode ekuitas tidak diterapkan dan yang merupakan bagian dari investasi neto pada *investee*. Selanjutnya, dalam menerapkan PSAK 71 untuk kepentingan jangka panjang, Grup tidak memperhitungkan penyesuaian nilai tercatat yang disyaratkan oleh PSAK 15 *Investasi pada Entitas Asosiasi dan Ventura Bersama* (PSAK 15) (misalnya, penyesuaian nilai tercatat kepentingan jangka panjang yang timbul dari alokasi kerugian *investee* atau penilaian penurunan nilai berdasarkan PSAK 15).

The Group applies PSAK 71, including the impairment requirements, to long-term interests in an associate or joint venture to which the equity method is not applied and which form part of the net investment in the investee. Furthermore, in applying PSAK 71 to long-term interests, the Group does not take into account adjustments to their carrying amount required by PSAK 15 *Investment in Associate and Joint Venture* (PSAK 15) (i.e. adjustments to the carrying amount of long-term interests arising from the allocation of losses of the investee or assessment of impairment in accordance with PSAK 15).

j. Persediaan

Persediaan dinyatakan berdasarkan biaya perolehan atau nilai realisasi bersih, mana yang lebih rendah. Biaya terdiri atas bahan langsung dan, jika berlaku, biaya tenaga kerja langsung dan biaya *overhead* yang dikeluarkan untuk membawa persediaan ke lokasi dan kondisinya saat ini. Biaya perolehan ditentukan dengan metode rata-rata tertimbang. Nilai realisasi bersih merupakan estimasi harga jual dari persediaan dikurangi seluruh biaya penyelesaian dan estimasi biaya yang diperlukan untuk penjualan.

j. Inventories

Inventories are stated at cost or net realizable value, whichever is lower. Cost comprises direct materials and, where applicable, direct labor costs and those overheads that have been incurred in bringing the inventories to their present location and condition. Cost is determined using the weighted average method. Net realizable value represents the estimated selling price for inventories less all estimated costs of completion and costs necessary to make the sale.

k. Aset Tetap – Pemilikan Langsung

Aset tetap yang dimiliki untuk digunakan dalam produksi atau penyediaan barang atau jasa atau untuk tujuan administratif dicatat berdasarkan biaya perolehan setelah dikurangi akumulasi penyusutan dan akumulasi kerugian penurunan nilai.

k. Property, Plant and Equipment – Direct Acquisitions

Property, plant and equipment held for use in the production or supply of goods or services, or for administrative purposes, are stated at cost, less accumulated depreciation and any accumulated impairment losses.

Penyusutan diakui dengan menggunakan metode garis lurus setelah memperhitungkan nilai residu berdasarkan taksiran masa manfaat ekonomis aset tetap sebagai berikut:

Depreciation is recognized using the straight-line method after calculating the residual values based on the estimated useful lives of the assets as follows:

	Tahun/*Years*	
Bangunan dan prasarana	4-30	Buildings and infrastructures
Mesin	4-37	Machineries
Kendaraan bermotor	4-8	Motor vehicles
Peralatan dan perlengkapan	4-8	Furniture and fixtures

Masa manfaat ekonomis, nilai residu dan metode penyusutan direviu setiap akhir tahun dan pengaruh dari setiap perubahan estimasi tersebut berlaku prospektif.

The estimated useful lives, residual values and depreciation method are reviewed at each year end, with the effect of any changes in estimate accounted for on a prospective basis.

Tanah dinyatakan berdasarkan biaya perolehan dan tidak disusutkan.

Land is stated at cost and is not depreciated.

Biaya berkala untuk *overhaul* mesin yang dikapitalisasi disusutkan dengan menggunakan garis lurus selama periode sampai *overhaul* berikutnya.

Capitalized cost of major periodical overhauls of machinery is depreciated using the straight line method over the period to the next overhaul.

Beban pemeliharaan dan perbaikan dibebankan pada laba rugi pada saat terjadinya. Biaya-biaya lain yang terjadi selanjutnya yang timbul untuk menambah, mengganti atau memperbaiki aset tetap dicatat sebagai biaya perolehan aset jika dan hanya jika besar kemungkinan manfaat ekonomis di masa depan berkenaan dengan aset tersebut akan mengalir ke entitas dan biaya perolehan aset dapat diukur secara andal.

The cost of maintenance and repairs is charged to profit or loss as incurred. Other costs incurred subsequently to add to, replace part of, or service an item of property, plant and equipment, are recognized as asset if, and only if it is probable that future economic benefits associated with the item will flow to the entity and the cost of the item can be measured reliably.

Aset tetap dihentikan pengakuannya pada saat pelepasan atau ketika tidak ada manfaat ekonomik masa depan yang diharapkan timbul dari penggunaan aset secara berkelanjutan. Keuntungan atau kerugian yang timbul dari pelepasan atau penghentian pengakuan suatu aset tetap ditentukan sebagai selisih antara hasil penjualan dan nilai tercatat aset dan diakui dalam laba rugi.

An item of property, plant and equipment is derecognized upon disposal or when no future economic benefits are expected to arise from the continued use of the asset. Any gain or loss arising on the disposal or retirement of an item of property, plant and equipment is determined as the difference between the sales proceeds and the carrying amount of the asset and is recognized in profit or loss.

Aset yang telah disusutkan sepenuhnya yang masih digunakan tetap termasuk dalam laporan keuangan konsolidasian.

Fully depreciated assets still in use are retained in the consolidated financial statements.

Properti dalam proses kontruksi ("aset dalam penyelesaian") untuk tujuan produksi, persediaan atau administrasi, atau tujuan yang belum ditentukan, dicatat sebesar harga perolehan, dikurangi kerugian penurunan nilai yang diakui. Biaya perolehan termasuk biaya profesional. Penyusutan aset ini, dengan dasar yang sama seperti aset properti lainnya, dimulai saat aset tersebut siap untuk digunakan sesuai dengan tujuannya.

Properties in the course of construction ("construction in progress") for production, supply or administrative purposes, or for purposes not yet determined, are carried at cost, less any recognized impairment loss. Cost includes professional fees. Depreciation of these assets, on the same basis as other property assets, commences when the assets are ready for their intended use.

l. Properti Investasi

Properti investasi adalah tanah untuk menghasilkan rental atau untuk kenaikan nilai atau keduanya. Properti investasi diukur sebesar biaya perolehan setelah dikurangi akumulasi penyusutan dan akumulasi kerugian penurunan nilai.

Tanah dinyatakan berdasarkan biaya perolehan dan tidak disusutkan.

Properti investasi dihentikan pengakuannya pada saat dilepaskan atau ketika properti investasi tidak digunakan lagi secara permanen dan tidak memiliki manfaat ekonomi masa depan yang diharapkan dari pelepasannya. Keuntungan atau kerugian yang timbul dari penghentian atau pelepasan properti investasi ditentukan dari selisih antara hasil neto pelepasan dan jumlah tercatat aset dan diakui dalam laba rugi pada periode terjadinya penghentian atau pelepasan.

l. Investment Property

Investment property is land held to earn rentals or for capital appreciation or both. Investment property are measured at cost less accumulated depreciation and any accumulated impairment losses.

Land is stated at cost and is not depreciated.

An investment property is derecognized upon disposal or when the investment property is permanently withdrawn from use and no future economic benefits are expected from the disposal. Any gain or loss arising on derecognition of the property (calculated as the difference between the net disposal proceeds and the carrying amount of the asset) is included in profit or loss in the period in which the property is derecognized.

m. Sewa

Grup sebagai penyewa

Grup menilai apakah sebuah kontrak mengandung sewa, pada tanggal insepsi kontrak. Grup mengakui aset hak-guna dan liabilitas sewa terkait sehubungan dengan seluruh kesepakatan sewa di mana Perusahaan merupakan penyewa, kecuali untuk sewa jangka-pendek (yang didefinisikan sebagai sewa yang memiliki masa sewa 12 bulan atau kurang) dan sewa yang aset pendasarnya bernilai-rendah. Untuk sewa-sewa tersebut, Grup mengakui pembayaran sewa sebagai beban operasi secara garis lurus selama masa sewa kecuali dasar sistematis lainnya lebih merepresentasikan pola konsumsi manfaat penyewa dari aset sewa.

Liabilitas sewa awalnya diukur pada nilai kini pembayaran sewa masa depan yang belum dibayarkan pada tanggal permulaan, yang didiskontokan menggunakan suku bunga implisit dalam sewa. Jika suku bunga ini tidak dapat ditentukan, Grup menggunakan suku bunga pinjaman inkremental khusus untuk penyewa.

Pembayaran sewa yang diperhitungkan dalam pengukuran liabilitas sewa terdiri atas:

- pembayaran tetap (termasuk pembayaran tetap secara-substansi), dikurangai insentif sewa;
- pembayaran sewa variabel yang bergantung pada indeks atau suku bunga yang pada awalnya diukur dengan menggunakan indeks atau suku bunga pada tanggal permulaan;
- jumlah yang diperkirakan akan dibayarkan oleh penyewa dalam jaminan nilai residual;
- harga eksekusi opsi beli jika penyewa cukup pasti untuk mengeksekusi opsi tersebut; dan
- pembayaran penalti karena penghentian sewa, jika masa sewa merefleksikan penyewa mengeksekusi opsi untuk menghentikan sewa.

Liabilitas sewa disajikan sebagai pos terpisah dalam laporan posisi keuangan konsolidasian.

Liabilitas sewa selanjutnya diukur dengan meningkatkan jumlah tercatat untuk merefleksikan bunga atas liabilitas sewa (menggunakan metode suku bunga efektif) dan dengan mengurangi jumlah tercatat untuk merefleksikan sewa yang telah dibayar.

m. Leases

The Group as lessee

The Group assesses whether a contract is or contains a lease, at the inception of the contract. The Group recognizes a right-of-use asset and a corresponding lease liability with respect to all lease arrangements in which it is the lessee, except for short-term leases (defined as leases with a lease term of 12 months or less) and leases of low value assets. For these leases, the Group recognizes the lease payments as an operating expense on a straight-line basis over the term of the lease unless another systematic basis is more representative of the time pattern in which economic benefits from the leased assets are consumed.

The lease liability is initially measured at the present value of the lease payments that are not paid at the commencement date, discounted by using the rate implicit in the lease. If this rate cannot be readily determined, the Group uses the incremental borrowing rate specific to the lessee.

Lease payments included in the measurement of the lease liability comprise:

- fixed lease payments (including in-substance fixed payments), less any lease incentives;
- variable lease payments that depend on an index or rate, initially measured using the index or rate at the commencement date;
- the amount expected to be payable by the lessee under residual value guarantees;
- the exercise price of purchase options, if the lessee is reasonably certain to exercise the options; and
- payments of penalties for terminating the lease, if the lease term reflects the exercise of an option to terminate the lease.

The lease liability is presented as a separate line in the consolidated statement of financial position.

The lease liability is subsequently measured by increasing the carrying amount to reflect the interest on the lease liability (using the effective interest method) and by reducing the carrying amount to reflect the lease payments made.

Grup mengukur kembali liabilitas sewa (dan melakukan penyesuaian terkait terhadap aset hak-guna) jika:

- terdapat perubahan dalam masa sewa atau perubahan dalam penilaian atas eksekusi opsi pembelian, di mana liabilitas sewa diukur dengan mendiskontokan pembayaran sewa revisian menggunakan tingkat diskonto revisian;
- terdapat perubahan sewa masa depan sebagai akibat dari perubahan indeks atau perubahan perkiraan pembayaran berdasarkan nilai residual jaminan di mana liabilitas sewa diukur kembali dengan mendiskontokan pembayaran sewa revisian menggunakan tingkat diskonto awal (kecuali jika pembayaran sewa berubah karena perubahan suku bunga mengambang, di mana tingkat diskonto revisian digunakan); atau
- kontrak sewa dimodifikasi dan modifikasi sewa tidak dicatat sebagai sewa terpisah, di mana liabilitas sewa diukur dengan mendiskontokan pembayaran sewa revisian menggunakan tingkat diskonto revisian.

Aset hak-guna terdiri dari pengukuran awal atas liabilitas sewa, pembayaran sewa yang dilakukan pada saat atau sebelum permulaan sewa dan biaya langsung awal. Aset hak-guna selanjutnya diukur sebesar biaya dikurangi akumulasi penyusutan dan kerugian penurunan nilai.

Jika Grup dibebankan kewajiban atas biaya membongkar dan memindahkan aset sewa, merestorasi tempat di mana aset berada atau merestorasi aset pendasar ke kondisi yang disyaratkan oleh syarat dan ketentuan sewa, provisi diakui dan diukur sesuai PSAK 57 *Provisi, Liabilitas Kontijensi, dan Aset Kontijensi*. Biaya tersebut diperhitungkan dalam aset hak-guna terkait, kecuali jika biaya tersebut terjadi untuk memproduksi persediaan.

Aset hak-guna disusutkan selama tahun yang lebih singkat antara masa sewa dan masa manfaat aset pendasar. Jika sewa mengalihkan kepemilikan aset pendasar atau jika biaya perolehan aset hak-guna merefleksikan Grup akan mengeksekusi opsi beli, aset hak-guna disusutkan selama masa manfaat aset pendasar. Penyusutan dimulai pada tanggal permulaan sewa.

Aset hak-guna disajikan sebagai pos terpisah di laporan posisi keuangan konsolidasian.

Grup menerapkan PSAK 48 untuk menentukan apakah aset hak-guna mengalami penurunan nilai dan mencatat kerugian penurunan nilai yang teridentifikasi sebagaimana dijelaskan dalam kebijakan aset penurunan nilai.

The Group remeasures the lease liability (and makes a corresponding adjustment to the related right-of-use assets) whenever:

- the lease term has changed or there is a change in the assessment of the exercise of a purchase option, in which case the lease liability is remeasured by discounting the revised lease payments using a revised discount rate;
- the lease payments change due to changes in an index or rate or a change in expected payment under a guaranteed residual value, in which cases the lease liability is remeasured by discounting the revised lease payments using the initial discount rate (unless the lease payments change is due to a change in a floating interest rate, in which case a revised discount rate is used); or
- a lease contract is modified and the lease modification is not accounted for as a separate lease, in which case the lease liability is remeasured by discounting the revised lease payments using a revised discount rate.

The right-of-use assets comprise the initial measurements of the corresponding lease liability, lease payments made at or before the commencement day and any initial direct costs. They are subsequently measured at cost less accumulated depreciation and impairment losses.

Whenever the Group incurs an obligation for costs to dismantle and remove a leased asset, restore the site on which it is located or restore the underlying assets to the conditions required by the terms and conditions of the lease, a provision is recognized and measured under PSAK 57 *Provisions, Contingent Liabilities, and Contingent Assets*. The costs are included in the related right-of-use asset, unless those costs are incurred to produce inventories.

Right-of-use assets are depreciated over the shorter period of lease term and useful life of the underlying assets. If a lease transfers ownership of the underlying assets or the cost of the right-of-use assets reflects that of the Group expects to exercise a purchase option, the related right-of-use asset is depreciated over the useful life of the underlying assets. The depreciation starts at the commencement date of the lease.

The right-of-use assets are presented as a separate line in the consolidated statement of financial position.

The Group applies PSAK 48 to determine whether a right-of-use asset is impaired and accounts for any identified impairment loss as described in the impairment of assets policy.

Sewa variabel yang tidak bergantung pada indeks atau suku bunga tidak diperhitungkan dalam pengukuran liabilitas sewa dan aset hak-guna. Pembayaran terkait diakui sebagai beban dalam tahun di mana peristiwa atau kondisi yang memicu pembayaran tersebut terjadi dan dicatat dalam pos "Beban umum dan administrasi" dalam laporan laba rugi dan penghasilan komprehensif lain konsolidasian.

Variable rents that do not depend on an index or rate are not included in the measurements of the lease liability and the right-of-use asset. The related payments are recognized as an expense in the period in which the event or condition that triggers those payments occur and are included in the line "General and administrative expenses" in the consolidated statement of profit or loss and other comprehensive income.

Grup sebagai pesewa

The Group as lessor

Grup melakukan perjanjian sewa sebagai pesewa sehubungan dengan tangki dan dermaga.

The Group enters into lease agreements as a lessor with respect to tank and jetty.

Sewa di mana Grup sebagai pesewa diklasifikasikan sebagai sewa pembiayaan atau sewa operasi. Ketika persyaratan sewa secara substansial mengalihkan seluruh risiko dan manfaat yang terkait dengan kepemilikan ke penyewa, kontrak tersebut diklasifikasikan sebagai sewa pembiayaan. Seluruh sewa lainnya diklasifikasikan sebagai sewa operasi.

Leases for which the Group is a lessor are classified as finance or operating leases. Whenever the terms of the lease transfer substantially all the risks and rewards of ownership to the lessee, the contract is classified as a finance lease. All other leases are classified as operating leases.

Penghasilan sewa dari sewa operasi diakui secara garis lurus selama masa sewa yang relevan. Biaya langsung awal yang terjadi dalam menegosiasikan dan mengatur sewa operasi ditambahkan ke jumlah tercatat aset sewa dan diakui secara garis lurus selama masa sewa.

Rental income from operating leases is recognized on a straight-line basis over the terms of the relevant lease. Initial direct costs incurred in negotiating and arranging an operating lease are added to the carrying amount of the leased assets and recognized on a straight-line basis over the lease term.

n. Penurunan Nilai Aset Non-Keuangan

n. Impairment of Non-Financial Assets

Pada akhir setiap tahun pelaporan, Grup menelaah nilai tercatat aset non-keuangan untuk menentukan apakah terdapat indikasi bahwa aset tersebut telah mengalami penurunan nilai. Jika terdapat indikasi tersebut, jumlah terpulihkan dari aset diestimasi untuk menentukan tingkat kerugian penurunan nilai (jika ada). Bila tidak memungkinkan untuk mengestimasi jumlah terpulihkan atas suatu aset individual, Grup mengestimasi jumlah terpulihkan dari unit penghasil kas atas aset. Ketika dasar alokasi yang wajar dan konsisten dapat diidentifikasi, aset perusahaan juga dialokasikan ke masing-masing kelompok unit penghasil kas, atau sebaliknya mereka dialokasikan ke kelompok terkecil dari kelompok unit penghasil kas di mana dasar alokasi yang wajar dan konsisten dapat diidentifikasi.

At the end of each reporting period, the Group reviews the carrying amount of non-financial assets to determine whether there is any indication that those assets have suffered an impairment loss. If any such indication exists, the recoverable amount of the asset is estimated in order to determine the extent of the impairment loss (if any). Where it is not possible to estimate the recoverable amount of an individual asset, the Group estimates the recoverable amount of the cash generating unit to which the asset belongs. When a reasonable and consistent basis of allocation can be identified, corporate assets are also allocated to individual cash-generating units, or otherwise they are allocated to the smallest group of cash-generating units for which a reasonable and consistent allocation basis can be identified.

Jumlah terpulihkan adalah nilai tertinggi antara nilai wajar dikurangi biaya pelepasan dan nilai pakai. Dalam menilai nilai pakainya, estimasi arus kas masa depan didiskontokan ke nilai kini menggunakan tingkat diskonto sebelum pajak yang menggambarkan penilaian pasar kini dari nilai waktu uang dan risiko spesifik atas aset dengan estimasi arus kas masa depan belum disesuaikan.

Recoverable amount is the higher of fair value less cost to sell and value in use. In assessing value in use, the estimated future cash flows are discounted to their present value using a pre-tax discount rate that reflects current market assessments of the time value of money and the risks specific to the asset for which the estimates of future cash flows have not been adjusted.

Jika jumlah terpulihkan dari aset non-keuangan (unit penghasil kas) lebih kecil dari nilai tercatatnya, nilai tercatat aset (unit penghasil kas) diturunkan menjadi sebesar jumlah terpulihkan dan rugi penurunan nilai segera diakui dalam laba rugi.

Ketika penurunan nilai selanjutnya dibalik, jumlah tercatat aset (atau unit penghasil kas) ditingkatkan ke estimasi yang direvisi dari jumlah terpulihkannya, namun kenaikan jumlah tercatat tidak boleh melebihi jumlah tercatat ketika kerugian penurunan nilai tidak diakui untuk aset (atau unit penghasil kas) pada tahun-tahun sebelumnya. Pembalikan rugi penurunan nilai diakui segera dalam laba rugi.

Kebijakan akuntansi untuk penurunan nilai aset keuangan dijelaskan dalam Catatan 3g.

If the recoverable amount of the non-financial asset (cash generating unit) is less than its carrying amount, the carrying amount of the asset (cash generating unit) is reduced to its recoverable amount and an impairment loss is recognized immediately in profit or loss.

When an impairment loss subsequently reverses, the carrying amount of the asset (or a cash-generating unit) is increased to the revised estimate of its recoverable amount, but so that the increased carrying amount does not exceed the carrying amount that would have been determined had no impairment loss been recognized for the asset (or cash-generating unit) in prior years. A reversal of an impairment loss is recognized immediately in profit or loss.

Accounting policy for impairment of financial assets is discussed in Note 3g.

o. Provisi

Provisi diakui ketika Grup memiliki kewajiban kini (baik bersifat hukum maupun bersifat konstruktif) sebagai akibat peristiwa masa lalu, kemungkinan besar Grup diharuskan menyelesaikan kewajiban dan estimasi yang andal mengenai jumlah kewajiban tersebut dapat dibuat.

Jumlah yang diakui sebagai provisi adalah hasil estimasi terbaik pengeluaran yang diperlukan untuk menyelesaikan kewajiban kini pada akhir tahun pelaporan, dengan mempertimbangkan risiko dan ketidakpastian yang meliputi kewajibannya. Apabila suatu provisi diukur menggunakan arus kas yang diperkirakan untuk menyelesaikan kewajiban kini, maka nilai tercatatnya adalah nilai kini dari arus kas (ketika pengaruh nilai waktu uang bersifat material).

Ketika beberapa atau seluruh manfaat ekonomi untuk penyelesaian provisi yang diharapkan dapat dipulihkan dari pihak ketiga, piutang diakui sebagai aset apabila terdapat kepastian bahwa penggantian akan diterima dan jumlah piutang dapat diukur secara andal.

o. Provisions

Provisions are recognized when the Group has a present obligation (legal or constructive) as a result of a past event, it is probable that the Group will be required to settle the obligation, and a reliable estimate can be made of the amount of the obligation.

The amount recognized as a provision is the best estimate of the consideration required to settle the present obligation at the end of the reporting period, taking into account the risks and uncertainties surrounding the obligation. Where a provision is measured using the cash flows estimated to settle the present obligation, its carrying amount is the present value of those cash flows (when the effect of time value of money is material).

When some or all of the economic benefits required to settle a provision are expected to be recovered from a third party, a receivable is recognized as an asset if it is virtually certain that reimbursement will be received and the amount of the receivable can be measured reliably.

p. Pengakuan Pendapatan

Penjualan barang

Pendapatan Grup terutama dihasilkan dari penjualan barang jadi kepada pelanggan. Penjualan tersebut sebagian besar terdiri dari satu elemen pengiriman dan pendapatan diakui pada satu titik waktu tertentu pada saat pengendalian barang telah dialihkan kepada pelanggan. Penjualan ekspor dan lokal diakui pada saat Grup memenuhi kewajiban pelaksanaannya dengan mengalihkan produk petrokimia kepada pelanggan, yang umumnya melalui kapal, truk atau pipa. Pemindahan barang umumnya terjadi pada saat yang sama ketika kepemilikan produk petrokimia berpindah ke pelanggan.

p. Revenue Recognition

Sale of goods

The Group's revenue is primarily generated from the sale of finished products to customers. Those sales predominantly contain a single delivery element and revenue is recognized at a single point in time when control has been transferred to the customers. Export and local sales are recognised when the Group satisfies a performance obligation by transferring the petrochemical products to customers, which generally via vessels, truck or pipeline. A transfer of goods generally occurs at the same time when the title of petrochemical products passes to customers.

Pendapatan dari penjualan barang diukur berdasarkan imbalan yang menjadi haknya dalam kontrak dengan pelanggan dan tidak termasuk jumlah yang ditagih atas nama pihak ketiga. Grup mengakui pendapatan ketika mengalihkan pengendalian barang atau jasa kepada pelanggan, yaitu pada saat pengiriman barang.

Revenue from sale of goods is measured based on the consideration to which the Group expects to be entitled in a contract with a customer and excludes amounts collected on behalf of third parties. The Group recognizes revenue when it transfers control of a product to a customer, upon delivery of goods.

Pendapatan listrik

Pendapatan penjualan listrik diakui berdasarkan pemakaian energi listrik (kWh). Umumnya, pelanggan dapat membeli token mereka sendiri (prabayar) atau ditagih setiap bulan (pascabayar). Untuk pelanggan pascabayar, pendapatan dari penjualan listrik diakui setiap bulan berdasarkan hasil baca meter atas pemakaian pelanggan. Untuk pelanggan prabayar, Grup mengakui pendapatan berdasarkan estimasi jumlah penggunaan token pelanggan pada periode tertentu.

Electricity revenue

Revenue from sale of electricity is recognized based on electricity usage (kWh). Generally, customers can buy their own token (prepaid) or are billed monthly (postpaid). For postpaid customers, revenue from sales of electricity is recognized monthly based on meter-reading result of each customer. For prepaid customers, the Group recognizes the revenue based on their estimated usage during the period.

Pendapatan sewa tangki dan dermaga

Kebijakan akuntansi untuk pendapatan sewa tangki dan dermaga diungkapkan dalam Catatan 3m.

Tank and jetty lease revenue

Accounting policies for tank and jetty lease revenue are disclosed in Note 3m.

q. Imbalan Kerja

Imbalan kerja jangka pendek

Liabilitas diakui atas manfaat yang menjadi hak karyawan sehubungan dengan upah dan gaji, cuti tahunan dan cuti sakit dalam periode di mana jasa terkait diserahkan, sebesar jumlah yang tidak didiskontokan dari pembayaran manfaat ekspektasian sebagai imbalan atas jasa tersebut.

Hak karyawan atas cuti tahunan diakui ketika karyawan mendapat hak. Provisi dibuat untuk liabilitas cuti tahunan akibat jasa yang diserahkan oleh karyawan sampai tanggal periode pelaporan.

Imbalan pascakerja program pensiun iuran pasti

Pembayaran kepada program manfaat pensiun iuran pasti dibebankan ketika karyawan telah menyerahkan jasa yang memberikan hak kepada karyawan atas iuran.

Imbalan pascakerja program imbalan pasti

Grup membukukan imbalan pasca kerja imbalan pasti untuk karyawan sesuai dengan Undang Undang Ketenagakerjaan No. 13/2003. Grup menghitung selisih antara imbalan yang diterima karyawan berdasarkan undang-undang yang berlaku dengan manfaat yang diterima dari program asuransi untuk pensiun normal.

q. Employee Benefits

Short-term employee benefits

A liability is recognized for benefits accruing to employees in respect of wages and salaries, annual leave and sick leave in the period the related service is rendered at the undiscounted amount of the benefit expected to be paid in exchange for that service.

Employee entitlements to annual leave are recognized when they accrue to employees. A provision is made for the estimated liability for annual leave as a result of services rendered by employees up to the end of the reporting period.

Defined contribution pension plan

Payments to defined contribution retirement benefit plans are charged as an expense when employees have rendered the services entitling them to the contributions.

Defined benefit plan

The Group provides post-employment benefits as required under Labor Law No. 13/2003 (the "Labor Law"). For normal pension scheme, the Group calculates and recognizes the higher of the benefits under the Labor Law and those under such pension plan.

Perusahaan melakukan pendanaan untuk imbalan ini yang dikelola oleh sebuah perusahaan asuransi. Pendanaan tersebut tidak memenuhi syarat sebagai aset program.

iaya penyediaan imbalan ditentukan dengan menggunakan metode *projected unit credit* dengan penilaian aktuaria yang dilakukan pada setiap akhir periode pelaporan tahunan. Pengukuran kembali, terdiri dari keuntungan dan kerugian aktuarial, tercermin langsung dalam laporan posisi keuangan konsolidasian yang dibebankan atau dikreditkan ke penghasilan komprehensif lain periode terjadinya. Pengukuran kembali diakui dalam penghasilan komprehensif lain tercermin sebagai pos terpisah pada penghasilan komprehensif lain di ekuitas dan tidak direklasifikasi ke laba rugi.

Biaya jasa lalu diakui dalam laba rugi ketika terjadi amandemen program atau kurtailmen, atau ketika Grup mengakui biaya restrukturisasi terkait atau pesangon, jika lebih dahulu. Bunga neto dihitung dengan mengalikan tingkat diskonto dengan liabilitas atau aset imbalan pasti neto. Biaya imbalan pasti dibagi menjadi tiga kategori:

- Biaya jasa (termasuk biaya jasa kini, biaya jasa lalu serta keuntungan dan kerugian kurtailmen dan penyelesaian).
- Beban atau pendapatan bunga neto.
- Pengukuran kembali.

Grup menyajikan dua komponen pertama dari biaya imbalan pasti di laba rugi. Keuntungan dan kerugian kurtailmen dicatat sebagai biaya jasa lalu.

Kewajiban imbalan pensiun yang diakui pada laporan posisi keuangan konsolidasian merupakan defisit atau surplus aktual dalam program imbalan pasti Grup. Surplus yang dihasilkan dari perhitungan ini terbatas pada nilai kini manfaat ekonomik yang tersedia dalam bentuk pengembalian dana program dan pengurangan iuran masa depan ke program.

Grup mengakui haknya dalam penggantian berdasarkan polis asuransi sebagai aset terpisah, yang diukur sebesar nilai wajarnya. Dalam laporan laba rugi dan penghasilan komprehensif lain konsolidasian, beban terkait dengan program imbalan pasti dapat disajikan secara neto setelah dikurangkan dengan jumlah yang diakui dalam penggantian.

Imbalan kerja jangka panjang lain

Liabilitas yang diakui sehubungan dengan imbalan kerja jangka panjang lain diukur pada nilai kini estimasi arus kas keluar masa depan yang diharapkan akan dilakukan oleh Grup sehubungan dengan jasa yang diberikan oleh karyawan hingga tanggal pelaporan.

The Company made funding of this benefit through an investment fund being managed by an insurance company. Such funding does not qualify as a plan asset.

The cost of providing benefits is determined using the projected unit credit method, with actuarial valuations being carried out at the end of each annual reporting period. Remeasurement, comprising actuarial gains and losses, is reflected immediately in the consolidated statements of financial position with a charge or credit recognized in other comprehensive income in the period in which they occur. Remeasurement recognized in other comprehensive income is reflected as a separate item under other comprehensive income in equity and will not be reclassified to profit or loss.

Past service cost is recognized in profit or loss when the plan amendment or curtailment occurs, or when the Group recognizes related restructuring costs or termination benefits, if earlier. Net interest is calculated by applying a discount rate to the net defined benefit liability or asset. Defined benefit costs are in to three categories:

- Service cost (including current service cost, past service cost, as well as gains and losses on curtailments and settlements).
- Net interest expense or income.
- Remeasurement.

The Group presents the first two components of defined benefit costs in profit or loss. Curtailment gains and losses are accounted for as past service costs.

The retirement benefit obligation recognized in the consolidated statement of financial position represents the actual deficit or surplus in the Group's defined benefit plans. Any surplus resulting from this calculation is limited to the present value of any economic benefits available in the form of refunds from the plans or reductions in future contributions to the plans.

The Group recognizes its right to reimbursement under the insurance policy as a separate assets, which is measured at fair value. In the consolidated statement of profit or loss and other comprehensive income, the expense relating to a defined benefit plan is presented net of the amount recognized for a reimbursement.

Other long-term employee benefits

Liabilities recognized in respect of other long-term employee benefits are measured at the present value of the estimated future cash outflows expected to be made by the Group in respect of services provided by employees up to the reporting date.

Pesangon

Liabilitas untuk pesangon diakui mana yang terjadi lebih dulu ketika entitas tidak dapat lagi menarik penawaran imbalan tersebut dan ketika entitas mengakui biaya restrukturisasi terkait.

Termination

A liability for a termination benefit is recognized at the earlier of when the entity can no longer withdraw the offer of the termination benefit and when the entity recognizes any related restructuring costs.

r. Pajak Penghasilan

Beban pajak penghasilan merupakan jumlah pajak kini terutang dan pajak tangguhan.

r. Income Tax

Income tax expense represents the sum of the current tax payable and deferred tax.

Pajak kini

Pajak kini terutang berdasarkan laba kena pajak untuk suatu tahun. Laba kena pajak berbeda dari laba sebelum pajak seperti yang dilaporkan di laba rugi karena tidak memperhitungkan penghasilan atau beban yang dikenakan pajak atau dikurangkan pada tahun berbeda dan tidak memperhitungkan pos-pos yang tidak pernah dikenakan pajak atau tidak dapat dikurangkan. Liabilitas Grup untuk pajak kini dihitung berdasarkan tarif pajak yang telah berlaku pada akhir tahun pelaporan.

Provisi diakui untuk penentuan pajak yang tidak pasti, tetapi kemungkinan besar akan mengakibatkan arus keluar dana kepada otoritas pajak. Provisi diukur sebesar estimasi terbaik atas jumlah ekspektasian yang terhutang. Penilaian berdasarkan pada pertimbangan professional pajak dalam Grup yang didukung dengan pengalaman lalu atas aktivitas tersebut.

Current tax

The current tax payable is based on taxable profit for the year. Taxable profit differs from net profit as reported in profit or loss because it excludes items of income or expense that are taxable or deductible in other years and it further excludes items that are never taxable or deductible. The Group's liability for current tax is calculated using tax rates that have been enacted or substantively enacted by the end of the reporting period.

A provision is recognized for those matters for which the tax determination is uncertain but it is considered probable that there will be a future outflow of funds to a tax authority. The provisions are measured at the best estimate of the amount expected to become payable. The assessment is based on the judgement of tax professionals within the Group supported by previous experience in respect of such activities.

Pajak tangguhan

Pajak tangguhan diakui atas perbedaan temporer antara jumlah tercatat aset dan liabilitas dalam laporan keuangan konsolidasian dengan dasar pengenaan pajak yang digunakan dalam perhitungan laba kena pajak. Liabilitas pajak tangguhan umumnya diakui untuk seluruh perbedaan temporer kena pajak. Aset pajak tangguhan umumnya diakui untuk seluruh perbedaan temporer yang dapat dikurangkan sepanjang kemungkinan besar bahwa laba kena pajak akan tersedia sehingga perbedaan temporer dapat dimanfaatkan. Aset dan liabilitas pajak tangguhan tidak diakui jika perbedaan temporer timbul dari pengakuan awal (selain dari kombinasi bisnis) dari aset dan liabilitas suatu transaksi yang tidak mempengaruhi laba kena pajak atau laba akuntansi. Selain itu, liabilitas pajak tangguhan tidak diakui jika perbedaan temporer timbul dari pengakuan awal *goodwill*.

Deferred tax

Deferred tax is recognized on temporary differences between the carrying amounts of assets and liabilities in the consolidated financial statements and the corresponding tax bases used in the computation of taxable profit. Deferred tax liabilities are generally recognized for all taxable temporary differences. Deferred tax assets are generally recognized for all deductible temporary differences to the extent that is probable that taxable profits will be available against which those deductible temporary differences can be utilized. Such deferred tax assets and liabilities are not recognized if the temporary differences arises from the initial recognition (other than in a business combination) of assets and liabilities in a transaction that affects neither the taxable profit nor the accounting profit. In addition, deferred tax liabilities are not recognized if the temporary differences arises from the initial recognition of goodwill.

Aset dan liabilitas pajak tangguhan diukur dengan menggunakan tarif pajak yang diharapkan berlaku dalam periode ketika liabilitas diselesaikan atau aset dipulihkan berdasarkan tarif pajak (dan peraturan pajak) yang telah berlaku atau secara substantif telah berlaku pada akhir periode pelaporan.

Pengukuran aset dan liabilitas pajak tangguhan mencerminkan konsekuensi pajak yang sesuai dengan cara Grup memperkirakan, pada akhir tahun pelaporan, untuk memulihkan atau menyelesaikan jumlah tercatat aset dan liabilitasnya.

Jumlah tercatat aset pajak tangguhan ditelaah ulang pada akhir tahun pelaporan dan dikurangi jumlah tercatatnya jika kemungkinan besar laba kena pajak tidak lagi tersedia dalam jumlah yang memadai untuk mengkompensasikan sebagian atau seluruh aset pajak tangguhan tersebut.

Pajak kini dan pajak tangguhan diakui sebagai beban atau penghasilan dalam laba rugi tahun berjalan, kecuali untuk pajak penghasilan yang timbul dari transaksi atau peristiwa yang diakui di luar laba rugi (baik dalam penghasilan komprehensif lain maupun secara langsung di ekuitas), dalam hal tersebut pajak juga diakui di luar laba rugi, atau yang timbul dari akuntansi awal kombinasi bisnis. Dalam hal kombinasi bisnis, pengaruh pajak termasuk dalam akuntansi kombinasi bisnis.

Aset dan liabilitas pajak tangguhan saling hapus ketika entitas memiliki hak yang dapat dipaksakan secara hukum untuk melakukan saling hapus aset pajak kini terhadap liabilitas pajak kini dan ketika aset pajak tangguhan dan liabilitas pajak tangguhan terkait dengan pajak penghasilan yang dikenakan oleh otoritas perpajakan yang sama atas entitas kena pajak yang sama atau entitas kena pajak yang berbeda yang memiliki intensi untuk memulihkan aset dan liabilitas pajak kini dengan dasar neto, atau merealisasikan aset dan menyelesaikan liabilitas secara bersamaan, pada setiap periode masa depan dimana jumlah signifikan atas aset atau liabilitas pajak tangguhan diharapkan untuk diselesaikan atau dipulihkan.

Deferred tax assets and liabilities are measured at the tax rates that are expected to apply in the period in which the liability is settled or the asset realized, based on the tax rates (and tax laws) that have been enacted, or substantively enacted, by the end of the reporting period.

The measurement of deferred tax assets and liabilities reflects the tax consequences that would follow from the manner in which the Group expects, at the end of the reporting period, to recover or settle the carrying amount of their assets and liabilities.

The carrying amount of deferred tax asset is reviewed at the end of each reporting period and reduced to the extent that it is no longer probable that sufficient taxable profits will be available to allow all or part of the asset to be recovered.

Current and deferred tax are recognized as an expense or income in profit or loss, except when they relate to items that are recognized outside of profit or loss (whether in other comprehensive income or directly in equity), in which case the tax is also recognized outside of profit or loss, or where they arise from the initial accounting for a business combination. In the case of a business combination, the tax effect is included in the accounting for the business combination.

Deferred tax assets and liabilities are offset when there is legally enforceable right to set off current tax assets against current tax liabilities and when they relate to income taxes levied by the same taxation authority on either the same taxable entity or different taxable entities when there is an intention to settle its current tax assets and current tax liabilities on a net basis, or to realize the assets and settle the liabilities simultaneously, in each future period in which significant amounts of deferred tax liabilities or assets are expected to be settled or recovered.

s. Rugi per Saham Dasar

Rugi per saham dasar dihitung dengan membagi rugi bersih yang diatribusikan kepada pemilik entitas induk dengan jumlah rata-rata tertimbang saham yang beredar pada tahun yang bersangkutan.

s. Loss per Share

Loss per share is computed by dividing net loss attributable to the owners of the Company by the weighted average number of shares outstanding during the year.

t. Instrumen Derivatif

Grup menggunakan berbagai variasi instrumen keuangan derivatif untuk mengelola eksposur atas risiko suku bunga dan risiko perubahan nilai tukar mata uang asing termasuk kontrak valuta berjangka, *interest rate swap and cross currency swap*.

t. Derivative Financial Instruments

The Group enters into a variety of derivative financial instruments to manage its exposure to interest rate and foreign exchange rate risk including foreign exchange forward contracts, interest rate swap and cross currency swap.

Derivatif awalnya diakui pada nilai wajar pada tanggal kontrak dilakukan dan selanjutnya diukur kembali pada nilai wajarnya pada setiap akhir tahun pelaporan. Dampak keuntungan atau kerugian diakui segera di laba rugi kecuali jika derivatif ditetapkan dan efektif sebagai instrumen lindung nilai di mana saat pengakuan di laba rugi bergantung pada sifat dari hubungan lindung nilai.

Derivatif dengan nilai wajar positif diakui sebagai aset keuangan sedangkan derivatif dengan nilai wajar negatif diakui sebagai liabilitas keuangan. Derivatif tidak saling hapus dalam laporan keuangan kecuali Grup memiliki hak yang memiliki kekuatan hukum dan intensi untuk saling hapus.

Suatu derivatif disajikan sebagai aset tidak lancar atau liabilitas jangka panjang jika sisa jatuh tempo dari instrumen lebih dari 12 bulan dan tidak diharapkan akan direalisasi atau diselesaikan dalam jangka waktu 12 bulan. Derivatif lainnya disajikan sebagai aset lancar atau liabilitas jangka pendek.

Derivatives are initially recognized at fair value at the date the derivative contracts are entered into and are subsequently remeasured to their fair values at the end of each reporting period. The resulting gain or loss is recognized in profit or loss immediately unless the derivative is designated and effective as hedging instrument in which event the timing of the recognition in profit or loss depends on the nature of the hedge relationship.

A derivative with a positive fair value is recognized as a financial asset whereas a derivative with a negative fair value is recognized as a financial liability. Derivatives are not offset in the financial statements unless the Group has both a legally enforceable right and intention to offset.

A derivative is presented as a non-current asset or a non-current liability if the remaining maturity of the instrument is more than 12 months and is not expected to be realized or settled within 12 months. Other derivatives are presented as current assets or current liabilities.

u. Akuntansi Lindung Nilai

Grup menggunakan instrumen keuangan derivatif – *cross currency swap* dan *interest rate swap* untuk mengelola eksposur atas risiko suku bunga dan fluktuasi nilai tukar.

Pada insepsi hubungan lindung nilai, Grup mendokumentasi hubungan antara instrumen lindung nilai dan *item* yang dilindung nilai, bersama dengan tujuan manajemen risiko dan strategi pelaksanaan lindung nilai. Selanjutnya, pada saat dimulainya lindung nilai dan secara berkelanjutan, Grup mendokumentasikan apakah instrumen lindung nilai sangat efektif dalam rangka saling hapus perubahan dalam nilai wajar atau perubahan arus kas dari *item* yang dilindung nilai yang dapat diatribusikan pada risiko lindung nilai.

Lindung Nilai atas Arus Kas

Bagian efektif dari perubahan nilai wajar derivatif yang ditujukan dan memenuhi kualifikasi sebagai lindung nilai arus kas diakui sebagai penghasilan komprehensif lain dan terakumulasi pada cadangan lindung nilai arus kas. Keuntungan atau kerugian yang terkait dengan bagian yang tidak efektif langsung diakui dalam laba rugi, dan termasuk dalam ”keuntungan lain-lain - bersih”.

u. Hedge Accounting

The Group enters into derivative financial instruments – cross currency swap and interest rate swap to manage its exposure to interest rate and foreign exchange fluctuations.

At the inception of the hedge relationship, the Group documents the relationship between the hedging instrument and the hedged item, along with its risk management objectives and its strategy for undertaking various hedge transactions. Furthermore, at the inception of the hedge and on an ongoing basis, the Group documents whether the hedging instrument is highly effective in offsetting changes in fair values or cash flows of the hedged item attributable to the hedged risk.

Cash Flow Hedges

The effective portion of changes in the fair value of derivatives that were designated and qualified as cash flow hedges was recognized in other comprehensive income and accumulated under the heading of cash flow hedging reserve. The gain or loss relating to the ineffective portion was recognized immediately in profit or loss, and is included in the “other gains - net” line item.

Jumlah yang sebelumnya diakui sebagai penghasilan komprehensif lain dan terakumulasi dalam ekuitas direklasifikasi ke laba rugi pada periode ketika *item* yang dilindung nilai diakui dalam laba rugi, di pos yang sama dari laporan laba rugi dan penghasilan komprehensif lain konsolidasian dengan *item* yang dilindung nilai. Namun, ketika suatu lindung nilai atas prakiraan transaksi yang kemudian menimbulkan pengakuan aset non-keuangan atau liabilitas non-keuangan, keuntungan dan kerugian yang sebelumnya diakui sebagai penghasilan komprehensif lain dan terakumulasi di ekuitas dipindahkan dari ekuitas dan termasuk dalam pengukuran awal biaya dari aset non-keuangan atau liabilitas non-keuangan.

Akuntansi lindung nilai dihentikan pada saat Grup membatalkan hubungan lindung nilai, ketika instrumen lindung nilai kadaluwarsa atau dijual, dihentikan atau digunakan, atau ketika tidak lagi memenuhi persyaratan akuntansi lindung nilai. Keuntungan dan kerugian diakui dalam penghasilan komprehensif lain dan terakumulasi di ekuitas saat itu tetap berada di bagian ekuitas dan akan diakui pada saat prakiraan transaksi yang pada akhirnya diakui dalam laba rugi. Ketika prakiraan transaksi tidak lagi diharapkan akan terjadi, akumulasi keuntungan atau kerugian dalam ekuitas langsung diakui dalam laba rugi.

Amounts previously recognized in other comprehensive income and accumulated in equity were reclassified to profit or loss in the periods when the hedged item was recognized in profit or loss, in the same line of the consolidated statement of profit or loss and other comprehensive income as the recognized hedged item. However, when the hedged forecast transaction resulted in the recognition of a non-financial asset or a non-financial liability, the gains and losses previously recognized in other comprehensive income and accumulated in equity were transferred from equity and included in the initial measurement of the cost of the non-financial asset or non-financial liability.

Hedge accounting was discontinued when the Group revoked the hedging relationship, when the hedging instrument expired or was sold, terminated, or exercised, or it no longer qualified for hedge accounting. Any gain or loss recognized in other comprehensive income and accumulated in equity at that time remained in equity and was recognized when the forecast transaction was ultimately recognized in profit or loss. When a forecast transaction was no longer expected to occur, the gain or loss accumulated in equity was recognized immediately in profit or loss.

v. Informasi Segmen

Segmen operasi diidentifikasi berdasarkan laporan internal mengenai komponen dari Grup yang secara regular direviu oleh pengambil keputusan operasional dalam rangka mengalokasikan sumber daya dan menilai kinerja segmen operasi.

Segmen operasi adalah suatu komponen dari entitas:

a. yang terlibat dalam aktivitas bisnis yang mana memperoleh pendapatan dan menimbulkan beban (termasuk pendapatan dan beban terkait dengan transaksi dengan komponen lain dari entitas yang sama);

b. yang hasil operasinya dikaji ulang secara regular oleh pengambil keputusan operasional untuk membuat keputusan tentang sumber daya yang dialokasikan pada segmen tersebut dan menilai kinerjanya; dan

c. dimana tersedia informasi keuangan yang dapat dipisahkan.

Informasi yang digunakan oleh pengambil keputusan operasional dalam rangka alokasi sumber daya dan penilaian kinerja mereka terfokus pada kategori dari setiap produk.

v. Segment Information

Operating segments are identified on the basis of internal reports about components of the Group that are regularly reviewed by the chief operating decision maker in order to allocate resources to the segments and to assess their performances.

An operating segment is a component of an entity:

a. that engages in business activities from which it may earn revenues and incurred expenses (including revenues and expenses relating to the transactions with other components of the same entity);

b. whose operating results are reviewed regularly by the entity's chief operating decision maker to make decision about resources to be allocated to the segments and assess its performance; and

c. for which discrete financial information is available.

Information reported to the chief operating decision maker for the purpose of resource allocation and assessment of performance is more specifically focused on the category of each product.

4. PERTIMBANGAN KRITIS AKUNTANSI DAN SUMBER UTAMA KETIDAKPASTIAN ESTIMASI

Dalam penerapan kebijakan akuntansi Grup, yang dijelaskan dalam Catatan 3, direksi diwajibkan untuk membuat pertimbangan, estimasi dan asumsi tentang jumlah tercatat aset dan liabilitas yang tidak tersedia dari sumber lain. Estimasi dan asumsi terkait didasarkan pada pengalaman historis dan faktor-faktor lain yang dianggap relevan. Hasil aktualnya mungkin berbeda dari estimasi tersebut.

Estimasi dan asumsi yang mendasari ditelaah secara berkelanjutan. Revisi estimasi akuntansi diakui dalam periode dimana estimasi tersebut direvisi jika revisi hanya mempengaruhi periode tersebut, atau pada periode revisi dan periode masa depan jika revisi mempengaruhi periode saat ini dan masa depan.

Pertimbangan Kritis dalam Penerapan Kebijakan Akuntansi

Dalam proses penerapan kebijakan akuntansi yang dijelaskan dalam Catatan 3, tidak terdapat pertimbangan kritis yang memiliki dampak signifikan pada jumlah yang diakui dalam laporan keuangan konsolidasian, selain dari penyajian estimasi yang diatur di bawah ini.

Sumber Utama Ketidakpastian Estimasi

Asumsi utama mengenai masa depan dan sumber utama ketidakpastian estimasi lainnya pada akhir tahun pelaporan, yang memiliki risiko signifikan yang mengakibatkan penyesuaian material terhadap jumlah tercatat aset dan liabilitas dalam tahun pelaporan berikutnya dijelaskan di bawah ini:

Penyisihan penurunan nilai persediaan

Seiring dengan kondisi pasar yang tidak stabil dan penuh tantangan, meskipun persediaan memiliki perputaran yang cepat, terdapat resiko bahwa nilai realisasi bersih atas persediaan Grup kemungkinan dicatat dibawah nilai tercatat. Dalam menentukan nilai realisasi bersih barang jadi, manajemen membuat estimasi harga jual berdasarkan harga jual masa lalu dan harga bahan baku terkini, dan mempertimbangkan fluktuasi harga atau biaya setelah akhir tahun. Walaupun diyakini bahwa estimasi harga jual yang digunakan dalam mengestimasi penyisihan penurunan nilai persediaan telah sesuai dan wajar, namun perubahan signifikan atas asumsi ini dapat berdampak material terhadap penyisihan penurunan nilai persediaan, yang akan mempengaruhi operasi Grup.

Nilai tercatat persediaan diungkapkan dalam Catatan 8.

4. CRITICAL ACCOUNTING JUDGMENTS AND KEY SOURCES OF ESTIMATION UNCERTAINTY

In the application of the Group's accounting policies, which are described in Note 3, the directors are required to make judgments, estimates and assumptions about the carrying amounts of assets and liabilities that are not readily apparent from other sources. The estimates and associated assumptions are based on historical experience and other factors that are considered to be relevant. Actual results may differ from these estimates.

The estimates and underlying assumptions are reviewed on an ongoing basis. Revisions to accounting estimates are recognized in the period which the estimate is revised if the revision affects only that period, or in the period of the revision and future periods if the revision affects both current and future periods.

Critical Judgments in Applying Accounting Policies

In the process of applying the accounting policies described in Note 3, management has not made any critical judgement that has significant impact on the amounts recognized in the consolidated financial statements, apart from those involving estimates, which are dealt with below.

Key Sources of Estimation Uncertainty

The key assumptions concerning future and other key sources of estimation uncertainty at the end of the reporting period, that may have a significant risk of causing a material adjustment to the carrying amounts of assets and liabilities within the next financial period are discussed below:

Allowance for decline in value of inventories

As the market conditions continue to be volatile and challenging, although the inventories are considered to have high turnover, there is a risk that the net realizable value of the Group's inventories may be below cost. In determining the net realizable value of the finished goods, management makes estimates of the selling prices based on the historical selling prices and current raw material prices, and taking into account the fluctuations of price or cost after the end of the period. While it is believed that the estimated selling prices of the inventories used in the estimation of the allowance for decline in value of inventories are appropriate and reasonable, significant changes in these assumptions may materially affect the assessment of the allowance for decline in value of inventories, which will impact the result of the Group's operations.

The carrying amount of inventories is disclosed in Note 8.

Taksiran Masa Manfaat Ekonomis Aset Tetap

Masa manfaat setiap aset tetap Grup ditentukan berdasarkan periode kegunaan yang diharapkan dari aset tersebut. Estimasi ini ditentukan berdasarkan pengalaman atas aset sejenis. Masa manfaat setiap aset direviu secara periodik dan disesuaikan apabila prakiraan berbeda dengan estimasi sebelumnya karena keausan, keusangan teknis dan komersial, hukum atau keterbatasan lainnya atas pemakaian aset. Namun terdapat kemungkinan bahwa hasil operasi di masa mendatang dapat dipengaruhi secara signifikan oleh perubahan atas jumlah serta periode pencatatan biaya yang diakibatkan karena perubahan faktor yang disebutkan di atas.

Perubahan masa manfaat aset tetap dapat mempengaruhi jumlah beban penyusutan yang diakui dan nilai tercatat aset tersebut.

Nilai tercatat aset tetap diungkapkan dalam Catatan 14.

Liabilitas Imbalan Kerja

Penentuan liabilitas imbalan kerja tergantung pada pemilihan asumsi tertentu yang digunakan oleh aktuaris dalam menghitung jumlah liabilitas tersebut. Asumsi tersebut termasuk antara lain tingkat diskonto dan tingkat kenaikan gaji. Realisasi yang berbeda dari asumsi Grup akan diakui sebagai penghasilan komprehensif lain dan akan berpengaruh terhadap jumlah liabilitas. Walaupun asumsi Grup dianggap tepat dan wajar, perubahan signifikan dalam hasil aktual atau perubahan signifikan asumsi yang digunakan dapat berpengaruh secara signifikan terhadap liabilitas imbalan kerja Grup.

Nilai tercatat dari liabilitas imbalan kerja dan asumsi aktuarial diungkapkan dalam Catatan 23.

Akuisisi atas KCE dan PT Krakatau Tirta Industri ("KTI")

Proses awal akuisisi entitas anak melibatkan pengidentifikasian dan penentuan nilai wajar yang akan dialokasikan ke aset dan liabilitas yang dapat diidentifikasi dari entitas yang diakuisisi. Nilai wajar atas aset yang diperoleh, termasuk aset tak berwujud, dan liabilitas yang diambil alih ditentukan oleh tenaga ahli valuasi eksternal. Setiap perubahan dalam asumsi yang digunakan dan estimasi yang dibuat dalam menentukan nilai wajar akan berdampak pada nilai tercatat aset dan liabilitas tersebut.

Alokasi nilai wajar atas harga pembelian diungkapkan pada Catatan 11 dan 38.

Estimated Useful Lives of Property, Plant and Equipment

The useful life of each item of the Group's property, plant and equipment are estimated based on the period over which the asset is expected to be available for use. Such estimation is based on experience with similar assets. The estimated useful life of each asset is reviewed periodically and updated if expectations differ from previous estimates due to physical wear and tear, technical or commercial obsolescence and legal or other limits on the use of the asset. It is possible, however, that future results of operations could be materially affected by changes in the amounts and timing of recorded expenses brought about by changes in the factors mentioned above.

A change in the estimated useful life of any item of property, plant and equipment would affect the recorded depreciation expense and decrease in the carrying amounts of these assets.

The carrying amounts of property, plant and equipment is disclosed in Note 14.

Employment Benefits Obligation

The determination of provision for employment benefits obligation is dependent on selection of certain assumptions used by actuaries in calculating such amounts. Those assumptions include among others, discount rate and rate of salary increase. Actual results that differ from the Group's assumptions recognized as other comprehensive income and affect the recorded provision. While it is believed that the Group's assumptions are reasonable and appropriate, significant differences in actual results or significant changes in assumptions may materially affect the Group's provision for employment benefits obligation.

The carrying amount of employment benefits obligation and the actuarial assumptions are disclosed in Note 23.

Acquisition of KCE and PT Krakatau Tirta Industri ("KTI")

The initial process on the acquisition of subsidiary and associate involves identifying and determining the fair values to be assigned to the identifiable assets and liabilities of the acquired entities. The fair value of the assets acquired, including the intangible assets, and liabilities assumed are determined by external valuation experts. Any changes in the assumptions used and estimates made in determining the fair values will impact the carrying amount of these assets and liabilities.

The fair value allocation of the purchase price is disclosed in Notes 11 and 38.

5. KAS DAN SETARA KAS / 5. CASH AND CASH EQUIVALENTS

	31 Desember/ *December 31,* 2023	31 Desember/ *December 31,* 2022	
	US$ '000	US$ '000	
Kas	176	56	Cash on hand
Bank - Pihak ketiga			Cash in banks - Third parties
Rupiah			Rupiah
PT Bank Central Asia Tbk	22.413	10.096	PT Bank Central Asia Tbk
PT Bank Mandiri (Persero) Tbk	15.747	1.856	PT Bank Mandiri (Persero) Tbk
PT Bank DBS Indonesia	10.762	8.398	PT Bank DBS Indonesia
PT Bank HSBC Indonesia	5.453	3.451	PT Bank HSBC Indonesia
PT Bank Rakyat Indonesia (Persero) Tbk	4.716	544	PT Bank Rakyat Indonesia (Persero) Tbk
PT Bank UOB Indonesia	3.282	1.162	PT Bank UOB Indonesia
PT Bank Permata Tbk	1.053	846	PT Bank Permata Tbk
Lainnya	5.997	4.266	Others
Dolar Amerika Serikat			U.S. Dollar
PT Bank DBS Indonesia	224.533	69.093	PT Bank DBS Indonesia
PT Bank OCBC NISP Tbk	199.395	65.358	PT Bank OCBC NISP Tbk
PT Bank Central Asia Tbk	141.398	56.036	PT Bank Central Asia Tbk
PT Bank Negara Indonesia Tbk	65.713	3.489	PT Bank Negara Indonesia Tbk
DBS Bank Ltd, Singapura	62.734	122.277	DBS Bank Ltd, Singapore
PT Bank Rakyat Indonesia (Persero) Tbk	12.356	100.311	PT Bank Rakyat Indonesia (Persero) Tbk
PT Bank CIMB Niaga Tbk	2.855	18.014	PT Bank CIMB Niaga Tbk
PT Bank Danamon Indonesia Tbk	2.361	22.975	PT Bank Danamon Indonesia Tbk
Kasikornbank Public Company Limited, Bangkok	1.459	2.116	Kasikornbank Public Company Limited, Bangkok
PT Bank BNP Paribas Indonesia	946	33.772	PT Bank BNP Paribas Indonesia
PT Bank Permata Tbk	326	27.435	PT Bank Permata Tbk
Lainnya	54.104	51.010	Others
Mata uang lainnya	302	154	Other currencies
Subjumlah	837.905	602.659	Subtotal
Deposito berjangka - Pihak ketiga			Time deposits - Third parties
Jatuh tempo kurang dari tiga bulan			Maturities less than three months
Rupiah			Rupiah
PT Bank Rakyat Indonesia (Persero) Tbk	58.381	-	PT Bank Rakyat Indonesia (Persero) Tbk
PT Bank Negara Indonesia Tbk	51.856	-	PT Bank Negara Indonesia Tbk
PT Bank Danamon Indonesia Tbk	40.218	-	PT Bank Danamon Indonesia Tbk
PT Bank Permata Tbk	38.944	-	PT Bank Permata Tbk
PT Bank DBS Indonesia	32.434	-	PT Bank DBS Indonesia
PT Bank Syariah Indonesia Tbk	20.722	-	PT Bank Syariah Indonesia Tbk
PT Bank CIMB Niaga Tbk	12.974	-	PT Bank CIMB Niaga Tbk
PT Bank Mandiri (Persero) Tbk	12.974	-	PT Bank Mandiri (Persero) Tbk
PT Bank OCBC NISP Tbk	6.456	-	PT Bank OCBC NISP Tbk
PT Bank Pembangunan Daerah Jawa Barat dan Banten Tbk	3.243	95	PT Bank Pembangunan Daerah Jawa Barat dan Banten Tbk
PT Bank Capital	1.946	-	PT Bank Capital
Dolar Amerika Serikat			U.S. Dollar
DBS Bank Ltd, Singapura	110.000	-	DBS Bank Ltd, Singapore
PT Bank OCBC NISP Tbk	101.631	76.000	PT Bank OCBC NISP Tbk
National Bank of Kuwait	50.000	70.000	National Bank of Kuwait
PT Bank DBS Indonesia	44.250	-	PT Bank DBS Indonesia
PT Bank Woori Saudara Indonesia 1906 Tbk	5.507	-	PT Bank Woori Saudara Indonesia 1906 Tbk
PT Bank Negara Indonesia Tbk	-	200.000	PT Bank Negara Indonesia Tbk
PT Bank Mandiri (Persero) Tbk	-	160.000	PT Bank Mandiri (Persero) Tbk
PT Bank HSBC Indonesia	-	70.000	PT Bank HSBC Indonesia
Kasikornbank Public Company Limited, Bangkok	-	110.163	Kasikornbank Public Company Limited, Bangkok
Deutsche Bank AG, Cabang Singapura	-	115.000	Deutsche Bank AG, Singapore Branch
Dolar Singapura			Singapore Dollar
PT Bank OCBC NISP Tbk	10.180	-	PT Bank OCBC NISP Tbk
Subjumlah	601.716	801.258	Subtotal
Kas dan setara kas dalam laporan arus kas konsolidasian	1.439.797	1.403.973	Cash and cash equivalents included in consolidated statements of cash flows
Tingkat bunga deposito berjangka per tahun			Annual interest rates on time deposits
Jatuh tempo kurang dari tiga bulan			Maturities less than three months
Rupiah	5,90% - 8,25%	4,25%	Rupiah
Dolar Amerika Serikat	5,15% - 6,25%	3,25% - 4,50%	U.S. Dollar

6. PIUTANG USAHA / 6. TRADE ACCOUNTS RECEIVABLE

	31 Desember/ *December 31,* 2023	31 Desember/ *December 31,* 2022	
	US$ '000	US$ '000	
a. Berdasarkan Pelanggan			a. By Debtor
Pihak Berelasi (Catatan 40)			Related Parties (Note 40)
PT Synthetic Rubber Indonesia	9.565	7.792	PT Synthetic Rubber Indonesia
PT Nusantara Polymer Solutions	6.064	4.679	PT Nusantara Polymer Solutions
PT Tirta Surya Raya	2.995	2.375	PT Tirta Surya Raya
SCG Chemicals Trading (Singapore) Pte., Ltd.	-	2.810	SCG Chemicals Trading (Singapore) Pte., Ltd.
Thai Polyethylene Co., Ltd.	-	260	Thai Polyethylene Co., Ltd.
Jumlah	18.624	17.916	Total
Pihak Ketiga			Third Parties
Pelanggan dalam negeri	109.864	72.311	Local customers
Pelanggan luar negeri	26.670	15.108	Foreign customers
Jumlah	136.534	87.419	Total
Cadangan kerugian kredit	(1.382)	(118)	Allowance for credit losses
Bersih	135.152	87.301	Net
Jumlah Piutang Usaha - Bersih	153.776	105.217	Trade Accounts Receivable - Net
b. Berdasarkan Mata Uang			b. By Currency
Dolar Amerika Serikat	26.670	18.179	U.S. Dollar
Rupiah	128.488	87.156	Rupiah
Jumlah	155.158	105.335	Total
Cadangan kerugian kredit	(1.382)	(118)	Allowance for credit losses
Jumlah Piutang Usaha - Bersih	153.776	105.217	Trade Accounts Receivable - Net

Pada tanggal 1 Januari 2022, piutang usaha dari kontrak dengan pelanggan sebesar US$ 175.510 ribu (setelah dikurangi cadangan kerugian kredit sebesar US$ 118 ribu).

As at January 1, 2022, trade receivables from contracts with customers amounted to US$ 175,510 thousand (net of loss allowance for credit losses of US$ 118 thousand).

Jangka waktu rata-rata kredit penjualan barang berkisar antara 7 hingga 30 hari. Penjualan ekspor biasanya dilakukan dengan menggunakan fasilitas *Letter of Credit*. Tidak ada bunga yang dibebankan untuk piutang yang belum jatuh tempo.

The average credit period on sale of goods is between 7 to 30 days. Export sales are usually supported by Letter of Credit. No interest is charged for receivables not yet due.

Sebelum menerima pelanggan baru, Grup akan menelaah apakah calon pelanggan memenuhi persyaratan yang ditetapkan.

Before accepting a new customer, the Group will assess whether the potential customer meets the required conditions.

Sebelum menyetujui penjualan kredit, Grup memeriksa sisa batas kredit yang dapat diberikan kepada pelanggan tersebut. Pelanggan diharuskan untuk melunasi piutang sebelumnya, sebelum penjualan kredit yang baru disetujui. Otorisasi manajemen tingkat atas diperlukan untuk menyetujui penjualan kredit yang telah melewati batas kredit.

Before approving any credit sales, the Group checks the remaining credit limit for the respective customer. Customers are required to settle their outstanding receivables before the new credit sales are approved. Approval by top level management is required for credit sales above the credit limit.

Cadangan kerugian kredit untuk piutang usaha telah diukur sejumlah ECL sepanjang umur. ECL pada piutang usaha diestimasi berdasarkan matriks provisi dengan mengacu pada pengalaman gagal bayar debitur masa lalu dan analisis posisi keuangan debitur saat ini, disesuaikan dengan faktor-faktor yang spesifik dari debitur dan kondisi ekonomi umum industri di mana debitur beroperasi.

Allowance for credit losses for trade accounts receivable has been measured at an amount equal to lifetime ECL. The ECL on trade accounts receivable are estimated using a provision matrix by reference to past default experience of the debtor and an analysis of the debtors current financial position, adjusted for factors that are specific to the debtors, general economic conditions of the industry in which the debtors operate.

Tidak ada perubahan dalam teknik estimasi atau asumsi signifikan yang dibuat selama tahun pelaporan berjalan.

There has been no change in the estimation techniques or significant assumptions made during the current reporting period.

Tabel berikut merinci profil risiko piutang usaha dari kontrak dengan pelanggan berdasarkan matriks provisi Grup. Karena pengalaman historis kerugian kredit Grup tidak menunjukkan pola kerugian yang berbeda signifikan untuk segmen pelanggan yang berbeda, ketentuan untuk cadangan kerugian berdasarkan status masa lalu tidak lagi dipisahkan antara basis pelanggan Grup yang berbeda.

The following table details the risk profile of trade accounts receivable from contracts with customers based on the Group's provision matrix. As the Group's historical credit loss experience does not show significantly different loss patterns for different customer segments, the provision for loss allowance based on past due status is not further distinguished between the Group's different customer base.

Cadangan ECL untuk piutang usaha berdasarkan matriks provisi

ECL on trade accounts receivable using provision matrix

	31 Desember/*December 31,* 2023						
		Jatuh tempo/*past due*					
	Belum jatuh tempo/ *Not past due*	< 30 hari/ *days*	31 - 60 hari/ *days*	61 - 90 hari/ *days*	> 90 hari/ *days*	Dinilai secara individual/ *Assessed individually* > 90 hari/ *days*	Jumlah/ *Total*
	US$ '000	US$ '000	US$ '000	US$ '000	US$ '000	US$ '000	US$ '000
Tingkat kerugian kredit ekspektasian/ *Expected credit loss rate*	-	1%	2%	3%	5%	58%	
Estimasi jumlah tercatat bruto pada saat gagal bayar/ *Estimated total gross carrying amount at default*	141.623	5.061	1.038	1.192	4.479	1.765	155.158
ECL sepanjang umur/*Lifetime ECL*	(38)	(29)	(22)	(31)	(242)	(1.020)	(1.382)
Jumlah/*Total*							153.776

	31 Desember/*December 31,* 2022						
		Jatuh tempo/*past due*					
	Belum jatuh tempo/ *Not past due*	< 30 hari/ *days*	31 - 60 hari/ *days*	61 - 90 hari/ *days*	> 90 hari/ *days*	Dinilai secara individual/ *Assessed individually* > 90 hari/ *days*	Jumlah/ *Total*
	US$ '000	US$ '000	US$ '000	US$ '000	US$ '000	US$ '000	US$ '000
Tingkat kerugian kredit ekspektasian/ *Expected credit loss rate*	*)	*)	*)	*)	*)	89%	
Estimasi jumlah tercatat bruto pada saat gagal bayar/ *Estimated total gross carrying amount at default*	99.321	5.882	-	-	-	132	105.335
ECL sepanjang umur/*Lifetime ECL*	*)	*)	*)	*)	*)	(118)	(118)
Jumlah/*Total*							105.217

*) ECL adalah minimal atau tidak material

*) The ECL is minimal or immaterial

Mutasi cadangan kerugian kredit adalah sebagai berikut:

The movements in allowance for credit losses are as follows:

2023	2022	
US$ '000	US$ '000	
Saldo awal tahun	118	118	Balance at beginning of year
Penambahan atas akuisisi entitas anak	1.264	-	Additions through acquisition of a subsidiary
Saldo akhir tahun	1.382	118	Balance at end of year

7. PIUTANG LAIN-LAIN / 7. OTHER ACCOUNTS RECEIVABLE

	31 Desember/ *December 31,* 2023	31 Desember/ *December 31,* 2022	
	US$ '000	US$ '000	
Berdasarkan Pelanggan			By Debtor
Pihak Berelasi (Catatan 40)			Related Parties (Note 40)
PT Synthetic Rubber Indonesia	1.420	3.757	PT Synthetic Rubber Indonesia
PT Panca Puri Perkasa	506	506	PT Panca Puri Perkasa
Lainnya	193	47	Others
Jumlah	2.119	4.310	Total
Pihak Ketiga	57.283	22.561	Third Parties
Jumlah	59.402	26.871	Total

Piutang lain-lain sebagian besar merupakan piutang atas, bunga, biaya pelabuhan, *water treatment* dan klaim asuransi.

Other accounts receivable mostly are interest receivable, port fee, water treatment and insurance claim.

Tidak ada bunga yang dibebankan atas piutang lain-lain.

There is no interest charged for other accounts receivable.

Untuk tujuan penilaian penurunan nilai, piutang lain-lain dianggap memiliki risiko kredit yang rendah dan tidak terdapat peningkatan risiko gagal bayar yang signifikan sejak pengakuan awal. Oleh karena itu, untuk tujuan penilaian penurunan nilai piutang ini, cadangan kerugian diukur sebesar sejumlah ECL 12 bulan.

For purpose of impairment assessment, the other receivable is considered to have low credit risk and there has been no significant increase in the risk of default since initial recognition. Accordingly, for the purpose of impairment assessment for this receivable, the loss allowance is measured at an amount equal to 12-month ECL.

Dalam menentukan ECL, manajemen telah memperhitungkan posisi keuangan pihak terkait, disesuaikan dengan faktor-faktor spesifik dari pihak terkait dan kondisi ekonomi umum industri dimana pihak terkait beroperasi, dalam memperkirakan kemungkinan terjadinya gagal bayar pinjaman serta kerugian saat terjadinya gagal bayar. Manajemen berpendapat bahwa piutang lain-lain memiliki kerugian kredit yang tidak material.

In determining the ECL, management has taken into account the financial position of the relevant parties, adjusted the factors that are specific to the relevant parties and general economic conditions of the industry in which the relevant parties operate, in estimating the probability of default of the other accounts receivable as well as the loss upon default. Management believes that the other accounts receivables have immaterial credit loss.

8. PERSEDIAAN / 8. INVENTORIES

	31 Desember/ *December 31,* 2023	31 Desember/ *December 31,* 2022	
	US$ '000	US$ '000	
Barang jadi (Catatan 32)	119.962	111.925	Finished goods (Note 32)
Barang dalam proses (Catatan 32)	8.931	7.401	Work in process (Note 32)
Bahan baku	198.226	128.281	Raw materials
Suku cadang dan perlengkapan	74.135	69.123	Spareparts and supplies
Jumlah Persediaan - Bersih	401.254	316.730	Total Inventories - Net

Pada tahun berjalan, Grup telah menurunkan nilai persediaan ke nilai realisasi bersih sebesar US$ 3.068 ribu (2022: US$ 41.400 ribu) yang dicatat sebagai beban dan termasuk dalam "beban pokok pendapatan". Manajemen berpendapat bahwa penyisihan penurunan nilai persediaan tersebut cukup.

During the year, the Group has written down inventories to net realizable value by an amount of US$ 3,068 thousand (2022: US$ 41,400 thousand) that were recognised as an expense and included in "cost of revenues". Management believes that the allowance for decline in value in inventories is adequate.

Pada tanggal 31 Desember 2023, KCE, entitas anak, memiliki penyisihan penurunan nilai suku cadang dan perlengkapan sebesar US$ 2.163 ribu.

As of December 31, 2023, KCE, a subsidiary, has allowance for decline in value in spareparts and supplies amounted to US$ 2,163 thousand.

Pada tanggal 31 Desember 2023, sebagian persediaan diasuransikan kepada pihak ketiga terhadap risiko kerugian atas risiko kebakaran, bencana alam dan risiko lainnya dengan jumlah pertanggungan sebesar US$ 319.000 ribu (31 Desember 2022: US$ 366.000 ribu). Manajemen berpendapat bahwa nilai pertanggungan tersebut cukup untuk menutupi kemungkinan kerugian yang timbul pada Grup.

As of December 31, 2023, certain inventories were insured with third parties to cover possible risks against fire, disasters and other risks for US$ 319,000 thousand (December 31, 2022: US$ 366,000 thousand). Management believes that the insurance coverage is adequate to cover possible losses to the Group.

9. PAJAK DIBAYAR DIMUKA / 9. PREPAID TAXES

	31 Desember/ *December 31,* 2023	31 Desember/ *December 31,* 2022	
	US$ '000	US$ '000	
Pajak penghasilan - pasal 28A	59.896	58.418	Income tax - article 28A
Pajak pertambahan nilai (PPN) - bersih	34.094	15.690	Value added tax (VAT) - net
Jumlah	93.990	74.108	Total

Pada tahun 2023, Perusahaan menerima restitusi pajak atas PPN sebesar US$ 40.604 ribu untuk masa pajak September hingga November 2022 dan Januari hingga Agustus 2023.

In 2023, the Company received VAT restitution amounted to US$ 40,604 thousand for fiscal period September to November 2022 and January to August 2023.

Pada tahun 2023, Perusahaan menerima Surat Ketetapan Pajak Lebih Bayar (SKPLB) atas pajak penghasilan badan tahun 2021 sebesar US$ 15.295 ribu dari keseluruhan sebesar US$ 19.305 ribu. Selisih dari pengembalian pajak sebesar US$ 4.010 ribu diakui dalam akun beban pajak kini (Catatan 36).

In 2023, the Company received Tax Overpayment Assessment Letter (SKPLB) for 2021 corporate income tax amounted to US$ 15,295 thousand instead of US$ 19,305 thousand. The difference from tax refund amounted to US$ 4,010 thousand was recognized as current tax expense (Note 36).

Pada tahun 2022, Perusahaan menerima SKPLB atas pajak penghasilan badan tahun 2020 sebesar US$ 6.989 ribu dari keseluruhan sebesar US$ 9.601 ribu. Selisih dari pengembalian pajak masing-masing sebesar US$ 144 ribu dan US$ 2.468 ribu dikompensasikan pada utang pajak periode berikutnya dan diakui dalam akun keuntungan lain-lain - bersih.

In 2022, the Company received SKPLB for 2020 corporate income tax amounted to US$ 6,989 thousand instead of US$ 9,601 thousand. The difference from tax refund amounted to US$ 144 thousand and US$ 2,468 thousand were compensated to the subsequent tax payable period and was recognized as other gains – net, respectively.

Pada tahun 2022, Perusahaan menerima SKPLB atas pajak penghasilan badan SMI untuk tahun 2020 sebesar US$ 4.395 ribu dari keseluruhan sebesar US$ 4.480 ribu. Selisih dari pengembalian pajak diakui dalam akun keuntungan lain-lain - bersih.

In 2022, the Company received SKPLB for 2020 SMI's corporate income tax amounted to US$ 4,395 thousand instead of US$ 4,480 thousand. The difference from tax refund was recognized as other gains – net.

Pada tahun 2022, Perusahaan menerima restitusi pajak atas PPN sebesar US$ 46.284 ribu untuk masa pajak bulan Oktober 2021, November 2021, Januari hingga April 2022 dan Juni hingga Agustus 2022.

In 2022, the Company received VAT restitution amounted to US$ 46,284 thousand for fiscal period October 2021, November 2021, January to April 2022 and June to August 2022.

10. ASET LANCAR LAINNYA / 10. OTHER CURRENT ASSETS

	31 Desember/ *December 31,* 2023	31 Desember/ *December 31,* 2022	
	US$ '000	US$ '000	
Aset keuangan lainnya	647.857	332.831	Other financial assets
Uang muka	26.039	12.650	Advances
Biaya dibayar dimuka	15.238	9.097	Prepaid expenses
Lainnya	67	67	Others
Jumlah	689.201	354.645	Total

Aset keuangan lainnya terutama terdiri atas:

- investasi pada institusi non keuangan yang diklasifikasikan sebagai aset keuangan pada biaya perolehan yang diamortisasi;
- investasi obligasi yang diklasifikasikan sebagai biaya amortisasi dengan suku bunga tahunan antara 1,17% sampai dengan 5,88% dan aset keuangan yang diukur pada FVTOCI;
- investasi obligasi yang diklasifikasikan sebagai aset keuangan pada FVTPL; dan
- deposito berjangka yang jatuh tempo lebih dari tiga bulan dari tanggal perolehan dengan suku bunga 6,75%.

Uang muka merupakan uang muka untuk pembelian bahan baku.

Other financial assets mainly consist of:

- investments in non-financial institutions that are classified as financial assets at amortized costs;
- investments in bonds classified as amortised cost with annual interest rate between 1.17% to 5.88% and financial assets through FVTOCI;
- investment in bonds classified as financial assets at FVTPL; and
- time deposit matured more than three months from the date of placement with annual interest rate 6.75%.

Advances represent advances for purchases of raw materials.

11. INVESTASI PADA ENTITAS ASOSIASI / 11. INVESTMENT IN ASSOCIATES

	31 Desember/ *December 31,* 2023 US$ '000	
Biaya perolehan awal investasi pada KTI	64.813	Cost of initial investment in KTI
Biaya perolehan awal investasi pada KPE melalui akuisisi KCE	15.310	Cost of initial investment in KPE through acquisition of KCE
Biaya perolehan penambahan investasi pada KPE	55.806	Cost of addition investment in KPE
Bagian laba bersih setelah akuisisi, setelah dikurangi penerimaan dividen US$ 10.137 ribu	(2.435)	Share of post-acquisition profit, net of dividends received US$ 10,137 thousand
Pajak tangguhan atas pengukuran nilai wajar akuisisi investasi pada KTI	2.203	Deferred tax related to fair value measurement of KTI's investment
Jumlah	135.697	Total

Rincian entitas asosiasi Grup adalah sebagai berikut:

Details of the Group's associates are as follows:

Nama Entitas / *Name of Entities*	Aktivitas utama/ *Principal Activity*	Tempat kedudukan/ *Domicile*	Persentase kepemilikan/ *Percentage of Ownership* 31 Desember/ *December 31,* 2023	Persentase kepemilikan/ *Percentage of Ownership* 31 Desember/ *December 31,* 2022	Nilai tercatat/ *Carrying value* 31 Desember/ *December 31,* 2023	Nilai tercatat/ *Carrying value* 31 Desember/ *December 31,* 2022
			%	%	US$ '000	US$ '000
PT Synthetic Rubber Indonesia (SRI)	Petrokimia/ *Petrochemical*	Jakarta	45	45	-	-
PT Krakatau Tirta Industri (KTI)	Pengolahan air/ *Water treatment*	Cilegon	49	-	67.672	-
PT Krakatau Posco Energy (KPE)	Pembangkit Listrik/ *Power plant*	Cilegon	45	-	68.025	-
Jumlah/*Total*					135.697	-

SRI

Merupakan investasi pada SRI dengan persentase kepemilikan sebesar 45%.

SRI didirikan oleh SMI dan Compagnie Financiere Michelin SCmA (Michelin), dimana Michelin memiliki 55% kepemilikan dan SMI memiliki 45% kepemilikan pada SRI.

Sehubungan dengan telah bergabungnya SMI ke dalam Perusahaan efektif tanggal 1 Januari 2021, maka kepemilikan tersebut dialihkan kepada Perusahaan.

SRI memiliki tempat kedudukan di Jakarta dan bergerak di bidang industri karet buatan.

SRI

Represents investment of SRI with total percentage ownership of 45%.

SRI was established by SMI and Compagnie Financiere Michelin SCmA (Michelin), wherein Michelin has 55% ownership and SMI has 45% ownership in SRI.

In relation with the merger of SMI into the Company effective as of January 1, 2021, the ownership is transferred to the Company.

SRI is domiciled in Jakarta and is engaged in synthetic rubber industries.

Ringkasan informasi keuangan SRI di bawah ini diambil dari laporan keuangan SRI yang disusun oleh manajemen SRI sesuai dengan PSAK.

SRI's summarized financial information below represents its financial statements prepared by SRI's management in accordance with PSAKs.

	31 Desember/ *December 31,* 2023	31 Desember/ *December 31,* 2022	
	US$ '000	US$ '000	
Jumlah aset	461.096	486.939	Total assets
Jumlah liabilitas	477.940	512.691	Total liabilities
Defisiensi modal	(16.844)	(25.752)	Capital deficiency

	2023	2022	
	US$ '000	US$ '000	
Jumlah penghasilan komprehensif	8.908	12.990	Total comprehensive income

Bagian laba dan rugi kumulatif yang tidak diakui dari entitas asosiasi:

Unrecognized cumulative share of profit and loss of an associate:

	2023	2022	
	US$ '000	US$ '000	
Bagian laba yang belum diakui dari entitas asosiasi pada tahun berjalan	4.009	5.846	The unrecognized share of profit of an associate for the year

	31 Desember/ December 31, 2023	31 Desember/ December 31, 2022	
	US$ '000	US$ '000	
Bagian rugi kumulatif dari entitas asosiasi	(7.579)	(11.588)	Cumulative share of loss of an associate

Rekonsiliasi dari ringkasan informasi keuangan di atas dengan jumlah tercatat dari bagian entitas asosiasi yang diakui dalam laporan keuangan konsolidasian:

Reconciliation from the summarized financial information above with the carrying amount of the interest in the associate recognized in the consolidated financial statements:

	31 Desember/ *December 31,* 2023	31 Desember/ *December 31,* 2022	
	US$ '000	US$ '000	
Liabilitas bersih entitas asosiasi	16.844	20.573	Net liabilities of the associate
Bagian Grup atas rugi SRI yang melebihi kepentingan Grup atas SRI	11.440	11.440	Excess of the Group's share of losses of SRI over the Group's interest in SRI
Eliminasi laba penjualan tanah antara Perusahaan dan SRI	(11.440)	(11.440)	Elimination of gain on sale of land between the Company and SRI
Nilai tercatat bagian Grup	-	-	Carrying amount of Group's interest

KTI

Berdasarkan Akta Notaris No. 94 tanggal 27 Februari 2023 dari Jose Dima Satria, S.H., M.Kn., notaris di Jakarta, Grup mengambil 669.981.804 saham KTI atau setara dengan 49% kepemilikan dengan nilai transaksi sebesar Rp 985 miliar (setara dengan US$ 64.813 ribu).

KTI memiliki tempat kedudukan di Cilegon dan bergerak dibidang jasa penampungan, penjernihan, dan penyaluran air minum dan penampungan dan penyaluran air baku.

KTI

Based on Notarial Deed No. 94 dated February 27, 2023 of Notaris Jose Dima Satria, S.H., M.Kn., notary in Jakarta, the Group acquired 669,981,804 shares of KTI or equivalent 49% of ownership with transaction value amounted to Rp 985 billion (equivalent to US$ 64,813 thousand).

KTI is domiciled in Cilegon and is engaged in the services of storage, purification, and distribution of drinking water and storage and distribution of raw water.

Pada saat tanggal akuisisi KTI, nilai wajar aset yang diperoleh dan liabilitas yang ditanggung adalah sebagai berikut:

As of date of the acquisitions of KTI, the fair values of assets acquired and liabilities assumed are as follows:

	31 Desember/ *December 31,* 2023 US$ '000	
Jumlah aset *)	76.051	Total assets *)
Jumlah liabilitas	10.290	Total liabilities
Nilai wajar aset bersih yang diperoleh	65.761	Fair value of net assets acquired
Nilai aset bersih yang diambil alih - setelah dikurangi liabilitas pajak tangguhan	63.882	Net assets value acquired - net of deferred tax liabilities

*) Pada saat perolehan investasi KTI, Grup mengidentifikasi kenaikan nilai wajar atas aset tidak lancar sebesar US$ 6.078 ribu dan aset tak berwujud dalam bentuk hubungan pelanggan dengan nilai wajar sebesar US$ 3.936 ribu.

*) On acquisition of the investment in KTI, the Group identified increase in fair value of non-current assets amounted to US$ 6,078 thousand and intangible assets in the form of customer relationship with fair value of US$ 3,936 thousand.

Goodwill yang timbul dari akuisisi adalah sebagai berikut:

Goodwill arising from such acquisitions are as follows:

	31 Desember/ *December 31,* 2023 US$ '000	
Imbalan yang dialihkan	64.813	Consideration transferred
Nilai wajar aset bersih yang diperoleh setelah dikurangi liabilitas pajak tangguhan	63.882	Fair value of the net assets acquired net of deferred tax liabilities
Goodwill yang timbul dari akuisisi	931	Goodwill arising from acquisition

Pelaksanaan Alokasi Harga Beli ("PPA") dihitung oleh penilai independen, KJPP Kusnanto & Rekan.

Purchase Price Allocation ("PPA") calculated by an independent appraiser, KJPP Kusnanto & Rekan.

Rekonsiliasi dari ringkasan informasi keuangan di atas dengan jumlah tercatat dari bagian entitas asosiasi yang diakui dalam laporan keuangan konsolidasian:

Reconciliation from the summarized financial information above with the carrying amount of the interest in the associate recognized in the consolidated financial statements:

	31 Desember/ *December 31,* 2023 US$ '000	
Aset bersih entitas asosiasi	114.241	Net assets of the associate
Proporsi kepemilikan grup	49%	Proportion of the Group's ownership interest
Sub jumlah	55.978	Subtotal
Kenaikan nilai wajar aset bersih yang diperoleh setelah dikurangi liabilitas pajak tangguhan	7.811	Increase in fair value of the net assets acquired net of deferred tax liabilities
Goodwill	931	Goodwill
Bagian laba atas entitas asosiasi	5.333	Share of profit of associate
Bagian hasil komprehensif lain atas entitas asosiasi	59	Share of other comprehensive income of associate
Penerimaan dividen	(4.737)	Dividends received
Pajak tangguhan atas pengukuran nilai wajar akuisisi investasi pada KTI	2.203	Deferred tax related to fair value measurement of KTI's investment
Penyesuaian lainnya	94	Other adjustment
Nilai tercatat bagian Grup	67.672	Carrying amount of Group's interest

KPE

Berkaitan dengan akuisisi KCE (Catatan 38), Grup memperoleh investasi pada KPE melalui KCE, dengan persentase kepemilikan sebesar 10% dengan nilai investasi sebesar US$ 15.310 ribu.

Berdasarkan akta Pernyataan Keputusan Para Pemegang Saham KPE tanggal 21 Juni 2023, KCE melaksanakan komitmennya berdasarkan *Joint Venture Agreement* ("JVA") dengan Posco Energy Corporation ("PEC") untuk membeli 29.085 ribu lembar saham KPE yang setara dengan 35% kepemilikan senilai US$ 46.426 ribu. Biaya perolehan penambahan investasi pada KPE sebesar US$ 55.806 ribu termasuk aset derivatif yang sebelumnya diakui atas komitmen tersebut sebesar US$ 9.380 ribu. Selama tahun berjalan, mutasi investasi pada entitas asosiasi adalah karena penerimaan dividen, bagian laba bersih, bagian penghasilan komprehensif lain dan penyesuaian lainnya masing-masing sebesar US$ 5.400 ribu, US$ 2.369 ribu, US$ 4 ribu dan US$ 56 ribu.

Berdasarkan perjanjian antara KCE dan PEC dan akta pendirian KPE, KCE mempunyai pengaruh signifikan di KPE yang dibuktikan dengan hak untuk menempatkan dua perwakilan di Dewan Komisaris dan satu perwakilan Direksi di KPE serta hak voting atas 17 keputusan strategis yang harus disetujui dengan bulat oleh Dewan Direksi, yang tercantum di perjanjian antara KCE dan PEC sebagai "*shareholder reserved matters*".

KPE memiliki tempat kedudukan di Cilegon dan bergerak di bidang pembangkit listrik.

KPE

In relation to the acquisition of KCE (Note 38), the Group also acquired investment in KPE through KCE, with total percentage ownership of 10% with investment value amounted to US$ 15,310 thousand.

Based on the Shareholders' Resolution Deed of KPE dated June 21, 2023, KCE exercised its commitment based on Joint Venture Agreement ("JVA") with Posco Energy Corporation ("PEC") to purchase 29,085 thousand of KPE shares which equal to 35% ownership amounted to US$ 46,426 thousand. The cost of addition investment in KPE amounted to US$ 55,806 thousand includes the derivative assets previously recognized for the commitment amounting to US$ 9,380 thousand. During the year, the movement of the investment in associate is due to dividend received, shares of net profit, share of other comprehensive income and other adjustment amounted to US$ 5,400 thousand, US$ 2,369 thousand, US$ 4 thousand and US$ 56 thousand, respectively.

Based on the agreement between KCE and PEC and KPE's deed of establishment, KCE has significant influence in KPE which could be demonstrated by the right to put two representatives in KPE's Board of Commissioners and one Director in KPE's Board of Directors and the voting rights to 17 strategic resolutions which shall require a unanimous vote of the Board of Directors, as described in the agreement between KCE and PEC as "shareholder reserved matters".

KPE is domiciled in Cilegon and is engaged in the power plant.

12. TAGIHAN RESTITUSI PAJAK

Merupakan ketetapan pajak atas pajak penghasilan badan tahun 2009 yang sedang dalam peninjauan kembali.

Perusahaan telah mengajukan banding atas kelebihan pajak penghasilan badan tahun 2009 yang tidak dikembalikan sebesar Rp 55.774 juta atau setara dengan US$ 3.618 ribu pada tanggal 31 Desember 2023 (31 Desember 2022: US$ 3.545 ribu).

Pada bulan September dan Oktober 2014, Perusahaan menerima keputusan dari Pengadilan Pajak mengenai pajak penghasilan badan tahun 2009. Perusahaan telah melakukan pembayaran pada bulan Oktober 2014 sebesar Rp 38.426 juta atau setara dengan US$ 2.493 ribu pada tanggal 31 December 2023 (31 Desember 2022: US$ 2.443 ribu) melalui kompensasi restitusi PPN Agustus 2013. Perusahaan telah mengajukan peninjauan kembali atas sebagian keputusan tersebut. Sampai dengan tanggal laporan keuangan konsolidasian ini diterbitkan, proses peninjauan kembali masih berlangsung.

12. CLAIMS FOR TAX REFUND

Represents tax assessments for corporate income tax in 2009 that are still in judicial review.

The Company has submitted an appeal for overpayment of corporate income tax for 2009 which was not refunded amounted to Rp 55,774 million or equivalent to US$ 3,618 thousand at December 31, 2023 (December 31, 2022: US$ 3,545 thousand).

In September and October 2014, the Company received verdicts from Tax Court related to corporate income tax for 2009. In October 2014, the Company made payment amounted to Rp 38,426 million or equivalent to US$ 2,493 thousand at December 31, 2023 (December 31, 2022: US$ 2,443 thousand) through compensation with August 2013 VAT. The Company has resubmitted to judicial review for part of the verdicts amount. As of the issuance date of these consolidated financial statements, the judicial review process is still on going.

13. ASET HAK-GUNA

Grup menyewa beberapa aset termasuk tanah, bangunan, kendaraan dan peralatan. Masa sewa adalah 2-10 tahun.

13. RIGHT-OF-USE ASSETS

The Group's lease several assets including land, building, vehicle and equipment. The lease term is 2-10 years.

	1 Januari/ *January 1,* 2023	Penambahan sehubungan dengan akuisisi entitas anak/ *Addition related to acquisition of subsidiary* (Catatan/ *Note* 38)	Penambahan/ *Additions*	Penyesuaian/ *Adjustments*	Pengurangan/ *Deductions*	31 Desember/ *December 31,* 2023	
	US$ '000	US$ '000	US$ '000	US$ '000	US$ '000	US$ '000	
Biaya perolehan:							At cost:
Tanah	461	146	231	-	-	838	Land
Bangunan	15.503	-	3.978	(1.727)	-	17.754	Building
Kendaraan	-	297	63	-	(145)	215	Vehicles
Peralatan	-	623	178	-	(359)	442	Equipment
Jumlah	15.964	1.066	4.450	(1.727)	(504)	19.249	Total
Akumulasi penyusutan:							Accumulated depreciation:
Tanah	(359)	(68)	(48)	-	-	(475)	Land
Bangunan	(3.453)	-	(2.595)	-	-	(6.048)	Building
Kendaraan	-	(175)	(98)	-	145	(128)	Vehicles
Peralatan	-	(354)	(397)	-	359	(392)	Equipment
Jumlah	(3.812)	(597)	(3.138)	-	504	(7.043)	Total
Nilai tercatat bersih	12.152					12.206	Net carrying value

	1 Januari/ *January 1, 2022*	Penambahan/ *Additions*	Penyesuaian/ *Adjustments*	31 Desember/ *December 31, 2022*	
	US$ '000	US$ '000	US$ '000	US$ '000	
Biaya perolehan:					At cost:
Tanah	461	-	-	461	Land
Bangunan	16.249	-	(746)	15.503	Building
Jumlah	16.710	-	(746)	15.964	Total
Akumulasi penyusutan:					Accumulated depreciation:
Tanah	(205)	(154)	-	(359)	Land
Bangunan	(1.625)	(1.727)	(101)	(3.453)	Building
Jumlah	(1.830)	(1.881)	(101)	(3.812)	Total
Nilai tercatat bersih	14.880			12.152	Net carrying value

Analisis jatuh tempo liabilitas sewa disajikan pada Catatan 20.

The maturity analysis of lease liabilities is presented in Note 20.

Jumlah yang diakui ke laba rugi yang timbul dari sewa adalah sebagai berikut:

Amounts recognized in profit or loss arising from leases are as follows:

	2023	2022	
	US$ '000	US$ '000	
Beban penyusutan aset hak-guna	3.138	1.881	Depreciation expense on right-of-use assets
Beban bunga atas liabilitas sewa	787	529	Interest expense on lease liabilities
Beban yang berkaitan dengan sewa jangka pendek	47	691	Expense relating to short-term leases
Beban yang berkaitan dengan sewa aset bernilai rendah	401	133	Expense relating to leases of low-value assets

Beban penyusutan dicatat sebagai beban pokok pendapatan.

Depreciation expense is recorded as cost of revenues.

14. ASET TETAP / 14. PROPERTY, PLANT AND EQUIPMENT

	1 Januari/ *January 1,* 2023	Selisih kurs penjabaran/ *Translation adjustment*	Penambahan sehubungan dengan akuisisi entitas anak/ *Addition related to acquisition of subsidiary* (Catatan/ *Note 38)*	Penambahan/ *Additions*	Pengurangan/ *Deductions*	Reklasifikasi/ *Reclassifications*	31 Desember/ *December 31,* 2023	
	US$ '000	US$ '000	US$ '000	US$ '000	US$ '000	US$ '000	US$ '000	
Biaya perolehan:								Cost:
Tanah	390.591	10	105.619	7.113	-	-	503.333	Land
Bangunan dan prasarana	186.498	6	4.429	10.353	-	2.441	203.727	Buildings and infrastructures
Mesin	2.949.015	90	143.610	41.025	-	2.024	3.135.764	Machineries
Kendaraan bermotor	5.669	4	50	1.297	(73)	-	6.947	Motor vehicles
Peralatan dan perlengkapan	31.346	2	11.006	672	-	319	43.345	Furniture and fixtures
Aset tetap dalam pembangunan	223.288	-	3.488	30.951	-	(4.784)	252.943	Construction in progress
Jumlah biaya perolehan	3.786.407	112	268.202	91.411	(73)	-	4.146.059	Total cost
Akumulasi penyusutan:								Accumulated depreciation:
Bangunan dan prasarana	(154.989)	(902)	(3.636)	(6.955)	-	-	(166.482)	Buildings and infrastructures
Mesin	(1.561.828)	270	(93.053)	(100.159)	-	-	(1.754.770)	Machineries
Kendaraan bermotor	(5.339)	15	(67)	(270)	70	-	(5.591)	Motor vehicles
Peralatan dan perlengkapan	(26.049)	787	(8.296)	(2.157)	-	-	(35.715)	Furniture and fixtures
Jumlah akumulasi penyusutan	(1.748.205)	170	(105.052)	(109.541)	70	-	(1.962.558)	Total accumulated depreciation
Jumlah tercatat	2.038.202						2.183.501	Net carrying value

	1 Januari/ *January 1,* 2022	Selisih kurs penjabaran/ *Translation Adjustment*	Penambahan/ *Additions*	Pengurangan/ *Deduction*	Reklasifikasi/ *Reclassifications*	31 Desember/ *December 31,* 2022	
	US$ '000	US$ '000	US$ '000	US$ '000	US$ '000	US$ '000	
Biaya perolehan:							Cost:
Tanah	353.525	(35)	37.101	-	-	390.591	Land
Bangunan dan prasarana	188.406	(2.068)	160	-	-	186.498	Buildings and infrastructures
Mesin	2.942.203	(52)	6.882	-	(18)	2.949.015	Machineries
Kendaraan bermotor	5.719	(20)	-	(30)	-	5.669	Motor vehicles
Peralatan dan perlengkapan	31.227	(4)	123	-	-	31.346	Furniture and fixtures
Aset tetap dalam pembangunan	158.082	-	65.188	-	18	223.288	Construction in progress
Jumlah biaya perolehan	3.679.162	(2.179)	109.454	(30)	-	3.786.407	Total cost
Akumulasi penyusutan:							Accumulated depreciation:
Bangunan dan prasarana	(149.374)	766	(6.381)		-	(154.989)	Buildings and infrastructures
Mesin	(1.475.025)	45	(86.848)	-	-	(1.561.828)	Machineries
Kendaraan bermotor	(5.222)	34	(181)	30	-	(5.339)	Motor vehicles
Peralatan dan perlengkapan	(23.840)	3	(2.212)	-	-	(26.049)	Furniture and fixtures
Jumlah akumulasi penyusutan	(1.653.461)	848	(95.622)	30	-	(1.748.205)	Total accumulated depreciation
Jumlah tercatat	2.025.701					2.038.202	Net carrying value

Beban penyusutan dialokasikan sebagai berikut:

Depreciation expense was allocated to the following:

	2023	2022	
	US$ '000	US$ '000	
Beban pokok pendapatan	106.653	93.398	Cost of revenues
Beban penjualan (Catatan 33)	72	222	Selling expenses (Note 33)
Beban umum dan administrasi (Catatan 34)	2.816	2.002	General and administrative expenses (Note 34)
Jumlah	109.541	95.622	Total

Jumlah biaya perolehan aset tetap yang telah disusutkan penuh dan masih digunakan Grup pada tanggal 31 Desember 2023 sebesar US$ 220.436 ribu (31 Desember 2022: US$ 121.362 ribu).

Total acquisition costs of property, plant and equipment which were fully depreciated and still used by the Group as of December 31, 2023 amounted to US$ 220,436 thousand (December 31, 2022: US$ 121,362 thousand).

Penambahan aset tetap termasuk aset tetap KCE dan entitas anak yang diakuisi pada Februari 2023. Biaya perolehan, termasuk penyesuaian nilai wajar, didasarkan pada pelaksanaan Alokasi Harga Beli ("PPA") pada Catatan 38.

Addition to property, plant and equipment includes property, plant and equipment of KCE and its subsidiaries, which was acquired in February 2023. Cost, including their fair value adjustment, was based on the Purchase Price Allocation ("PPA") exercise in Note 38.

Penambahan pada tahun-tahun yang berakhir 31 Desember 2023 dan 2022 sebagian besar berupa penambahan tanah dan aset tetap dalam pembangunan yang ditujukan untuk proyek CAA dan CAP2 yang masih dalam tahap pembangunan awal serta penambahan aset tetap lainnya untuk menunjang kegiatan operasional Grup.

Additions for the years ended December 31, 2023 and 2022 mainly represent the additional land and construction in progress for CAA's and CAP2's project that is still in early development stage and addition of other property, plant and equipment to support the Group's operational activities.

Aset tetap dalam pembangunan pada tanggal 31 Desember 2023 dan 2022 sebagian besar merupakan proyek CAA & CAP2 yang masih dalam tahap pembangunan awal berupa biaya pengurusan akuisisi lahan tanah, aktivitas pematangan lahan tanah dan *Front-End Engineering Design* (FEED) dan diekspektasi untuk selesai pada tahun 2026-2027 (Catatan 44b).

Construction in progress as of December 31, 2023 and 2022 mainly consists of CAA & CAP2 project that is still in early development stage which represents cost related to land acquisitions, land clearing activities and Front-End Engineering Design (FEED) and it is expected to be completed in 2026-2027 (Note 44b).

Grup memiliki beberapa bidang tanah yang berlokasi di Serang dan Cilegon dengan hak legal berupa Hak Guna Bangunan (HGB). HGB tersebut berlaku antara 15 - 40 tahun yang jatuh tempo antara tahun 2024 sampai dengan tahun 2051 dengan luas sebesar 259 hektar yang digunakan untuk kegiatan operasional. Manajemen Grup berkeyakinan bahwa tidak ada kesulitan dalam perpanjangan hak atas tanah tersebut karena semua tanah telah dimiliki secara legal dan didukung sepenuhnya oleh bukti kepemilikan yang sah.

The Group owns several pieces of land, located in Serang and Cilegon with Building Use Rights (HGB). The HGBs are effective for a period of 15 to 40 years which will mature between 2024 to 2051 with total area of 259 hectares that are used for operational activities. The Group's management believes that there will be no difficulty in the extension of the landrights since all the land were acquired legally and supported by sufficient evidence of ownership.

Aset tetap, kecuali tanah, diasuransikan kepada PT Asuransi Astra Buana, PT Asuransi Tugu Pratama Indonesia Tbk, PT Mandiri Axa General Insurance, PT Asuransi Central Asia, PT Asuransi Wahana Tata, sebagai berikut:

Property, plant and equipment, except land, are insured with PT Asuransi Astra Buana, PT Asuransi Tugu Pratama Indonesia Tbk, PT Mandiri Axa General Insurance, PT Asuransi Central Asia, PT Asuransi Wahana Tata, as follows:

	31 Desember/ *December 31,* 2023	31 Desember/ *December 31,* 2022	
Jumlah tercatat aset			Carrying amount of the assets
US$ '000	1.743.946	1.647.611	US$ '000
Nilai pertanggungan aset			Insurance coverage
US$ '000	4.437.300	3.509.870	US$ '000
Rp juta	-	3.376	Rp million

Manajemen berpendapat nilai pertanggungan tersebut cukup untuk menutupi kemungkinan kerugian atas risiko kebakaran, bencana alam dan risiko lainnya atas aset yang dipertanggungkan, termasuk gangguan usaha.

Management believes that the insurance coverage is adequate to cover possible risks against fire, disasters and other risks on the assets insured, including business interruption.

Aset tetap digunakan sebagai jaminan secara *pari passu* atas utang bank jangka panjang (Catatan 21) dan utang obligasi dalam mata uang Rupiah (Catatan 22).

Property, plant and equipment are pledged as pari passu collateral for long-term bank loans (Note 21) and Rupiah bonds payable (Note 22).

Manajemen berpendapat bahwa pada tanggal 31 Desember 2023 dan 2022 tidak terdapat indikasi terjadinya penurunan nilai aset tetap.

Management believes that there is no indication for impairment of property, plant and equipment as of December 31, 2023 and 2022.

15. GOODWILL

Pada tanggal 28 Februari 2023, Grup menyelesaikan akuisisi 70% saham KCE. Grup mencatat *goodwill* sebesar US$ 2.828 ribu (Catatan 38) yang timbul dari akuisisi. Grup telah melibatkan tenaga ahli valuasi eksternal untuk membantu mereka dalam pelaksanaan Alokasi Harga Beli ("PPA").

15. GOODWILL

On February 28, 2023, the Group completed the acquisition of 70% equity interest in KCE. The Group recorded a goodwill of US$ 2,828 thousand (Note 38) arising from the acquisition. The Group has engaged external valuation experts to assist them with the Purchase Price Allocation ("PPA") exercise.

Grup menguji *goodwill* setiap tahun untuk penurunan nilai, atau lebih sering jika terdapat indikasi bahwa *goodwill* mungkin mengalami penurunan nilai. Manajemen berpendapat bahwa tidak ada penurunan nilai atas *goodwill* pada tanggal 31 Desember 2023.

The Group tests goodwill annually for impairment, or more frequently if there are indications that goodwill might be impaired. Management is of the opinion that there is no impairment of the goodwill as at December 31, 2023.

16. ASET TIDAK LANCAR LAINNYA / 16. OTHER NON-CURRENT ASSETS

	31 Desember/ *December 31,* 2023	31 Desember/ *December 31,* 2022	
	US$ '000	US$ '000	
Aset keuangan lainnya	383.982	543.546	Other financial assets
Aset non-keuangan	4.901	3.146	Non-financial assets
Jumlah	388.883	546.692	Total

Aset keuangan lainnya terdiri atas investasi obligasi yang diklasifikasikan sebagai aset keuangan pada biaya perolehan yang diamortisasi dengan suku bunga tahunan antara 1,50% sampai dengan 8,38% dan investasi saham yang dicatat pada biaya perolehan yang diamortisasi.

Other financial assets consist of investments in bonds classified as financial assets at amortised cost with annual interest rate between 1.50% to 8.38% and investment in shares recognised at amortized cost.

Aset non-keuangan Grup sebagian besar merupakan *security deposit* dan hak penggantian imbalan kerja karyawan.

The Group's non-financial assets mainly represent security deposit and reimbursement right of employment benefits.

17. UTANG USAHA / 17. TRADE ACCOUNTS PAYABLE

	31 Desember/ *December 31,* 2023	31 Desember/ *December 31,* 2022	
	US$ '000	US$ '000	
a. Berdasarkan pemasok			a. By supplier
Pihak berelasi (Catatan 40)			Related parties (Note 40)
Thai Paraxylene Company Limited	3.589	-	Thai Paraxylene Company Limited
PT Tirta Surya Raya	626	-	PT Tirta Surya Raya
PT Krakatau Tirta Industri	361	-	PT Krakatau Tirta Industri
PT Barito Pacific Tbk	296	-	PT Barito Pacific Tbk
PT Griya Idola	1	-	PT Griya Idola
PT Krakatau Sarana Infrastruktur	1	-	PT Krakatau Sarana Infrastruktur
PTT International Trading Pte., Ltd.	-	4.466	PTT International Trading Pte., Ltd.
PT SCG Barito Logistics	-	184	PT SCG Barito Logistics
SCG Chemicals Trading (Singapore) Pte., Ltd.	-	12.220	SCG Chemicals Trading (Singapore) Pte., Ltd.
Subjumlah	4.874	16.870	Subtotal
Pihak ketiga			Third parties
Pemasok luar negeri	514.184	284.484	Foreign suppliers
Pemasok dalam negeri	142.975	141.039	Local suppliers
Subjumlah	657.159	425.523	Subtotal
Jumlah	662.033	442.393	Total
b. Berdasarkan mata uang			b. By currency
Dolar Amerika Serikat	517.125	291.790	U.S. Dollar
Rupiah	144.210	149.423	Rupiah
Lain-lain	698	1.180	Others
Jumlah	662.033	442.393	Total

Pembelian bahan baku utama dan pembantu, dan jasa, baik dari pemasok dalam maupun luar negeri memiliki jangka waktu berkisar 30 sampai dengan 120 hari. Tidak ada bunga yang dibebankan pada utang usaha.

Tidak terdapat jaminan yang diberikan atas utang usaha.

Purchases of raw and indirect materials and services, both from local and foreign suppliers, have credit terms of 30 to 120 days. No interest is charged to the trade accounts payable.

There are no guarantees provided for trade accounts payable.

18. UTANG LAIN-LAIN KEPADA PIHAK KETIGA

Pada tanggal 31 Desember 2023, Grup memiliki utang lain-lain kepada pihak ketiga sebesar US$ 7.945 ribu (31 Desember 2022: US$ 5.880 ribu) yang sebagian besar merupakan utang kontraktor terkait pembangunan aset tetap.

18. OTHER ACCOUNTS PAYABLE TO THIRD PARTIES

As of December 31, 2023, the Group has other accounts payable to third parties amounted to US$ 7,945 thousand (December 31, 2022: US$ 5,880 thousand) most of which are contractor's payable related to property, plant and equipment construction.

19. UTANG PAJAK / 19. TAXES PAYABLE

	31 Desember/ *December 31,* 2023	31 Desember/ *December 31,* 2022	
	US$ '000	US$ '000	
Pajak penghasilan badan			Corporate income tax
Entitas anak (Catatan 36)	703	279	Subsidiaries (Note 36)
Pajak penghasilan			Income taxes
Pasal 4(2)	283	511	Article 4(2)
Pasal 15	16	16	Article 15
Pasal 21	2.010	518	Article 21
Pasal 23	216	273	Article 23
Pasal 25	29	-	Article 25
Pasal 26	118	55	Article 26
Pajak pertambahan nilai	4.124	31	Value added tax
Pajak daerah dan retribusi	550	-	Regional tax and retribution
Jumlah	8.049	1.683	Total

20. LIABILITAS SEWA / 20. LEASE LIABILITIES

	31 Desember/ *December 31,* 2023	31 Desember/ *December 31,* 2022	
	US$' 000	US$' 000	
a. Analisis jatuh tempo			a. Maturity analysis
Tahun 1	2.023	818	Year 1
Tahun 2	1.829	818	Year 2
Tahun 3	2.287	818	Year 3
Tahun 4	2.289	1.280	Year 4
Tahun 5	1.470	1.280	Year 5
Setelah 5 tahun	1.335	2.589	Later than 5 years
Subjumlah	11.233	7.603	Subtotal
Penghasilan bunga ditangguhkan	(2.060)	(1.826)	Unearned interest
Jumlah liabilitas sewa	9.173	5.777	Total lease liabilities
Bagian yang jatuh tempo dalam waktu satu tahun	(2.023)	(818)	Current maturities
Liabilitas sewa jangka panjang	7.150	4.959	Non-current lease liabilities
b. Rincian liabilitas sewa berdasarkan pesewa:			b. By lessor
PT Panca Puri Perkasa (Catatan 40)	5.511	5.777	PT Panca Puri Perkasa (Note 40)
PT Krakatau Sarana Properti	3.519	-	PT Krakatau Sarana Properti
Lainnya	143	-	Others
Jumlah	9.173	5.777	Total

Pada tanggal 4 Mei 2020, Perusahaan menandatangani perjanjian sewa menyewa gudang dengan PT Panca Puri Perkasa yang akan berakhir pada 23 Oktober 2030 (Catatan 40). Pada tanggal 25 Maret 2022, Perusahaan melakukan amandemen atas perjanjian tersebut dimana terdapat perubahan luas sewa tanah yang efektif berlaku sejak 1 April 2022.

On May 4, 2020, the Company entered into warehouse lease agreement with PT Panca Puri Perkasa which will expire on October 23, 2030 (Note 40). On March 25, 2022, the Company amended the agreement on changes of land rent area effective from April 1, 2022.

Pada tanggal 1 Februari 2023, Perusahaan menandatangani perjanjian sewa menyewa bangunan dengan PT Krakatau Sarana Properti yang akan berakhir pada 28 Februari 2026.

On February 1, 2023, the Company entered into building lease agreement with PT Krakatau Sarana Properti which will expire on February 28, 2026.

Grup tidak menghadapi risiko likuiditas yang signifikan sehubungan dengan liabilitas sewa. Liabilitas sewa diawasi oleh fungsi *treasury* Grup.

The Group does not face a significant liquidity risk with regard to its lease liabilities. Lease liabilities are monitored within the Group's treasury function.

21. UTANG BANK

Utang bank jangka pendek

Perusahaan

Berdasarkan Perjanjian Kredit No. 91 tanggal 16 Desember 2004 sebagaimana yang terakhir kalinya diubah dengan Perubahan 21 atas Perjanjian Kredit tanggal 19 Desember 2023 ("Addendum 21"), Perusahaan memperoleh penawaran fasilitas kredit modal kerja sebesar US$ 80.000 ribu dari PT Bank Central Asia Tbk, dengan tingkat suku bunga tahunan sebesar *Secured overnight financing rate* ("SOFR") 3 bulan + persentase tertentu (2022: LIBOR 3 bulan + persentase tertentu) dan jangka waktu 12 bulan. Perjanjian ini telah diperpanjang sampai dengan 27 April 2024 melalui "Addendum 21" di atas. Pada tanggal 31 Desember 2023, saldo pinjaman ini berjumlah US$ 10.000 ribu (31 Desember 2022: nihil).

Berdasarkan Perjanjian Kredit No. 43 tanggal 28 September 2011 sebagaimana yang terakhir kalinya diubah terhadap perjanjian kredit nomor 252/PP/EB/0823 tanggal 30 Agustus 2023, Perusahaan memperoleh penawaran fasilitas kredit modal kerja sebesar US$ 20.000 ribu dari PT Bank Danamon Indonesia Tbk dengan tingkat suku bunga tahunan sebesar SOFR + persentase tertentu dan jangka waktu 12 bulan. Perjanjian ini telah diperpanjang sampai dengan 30 Juli 2024. Pada tanggal 31 Desember 2023, saldo pinjaman ini berjumlah nihil (31 Desember 2022: nihil).

Berdasarkan Perjanjian Kredit No. 3 tanggal 3 Januari 2022, Perusahaan memperoleh penawaran fasilitas kredit modal kerja sebesar US$ 75.000 ribu dari PT Bank Rakyat Indonesia (Persero) Tbk dengan tingkat suku bunga tahunan sebesar SOFR + persentase tertentu (2022: LIBOR + persentase tertentu). Perjanjian ini telah diperpanjang sampai dengan 3 Januari 2025. Pada tanggal 31 Desember 2023, saldo pinjaman ini berjumlah nihil (31 Desember 2022: nihil).

21. BANK LOANS

Short-term bank loans

The Company

Based on the Credit Facility Agreement No. 91 dated December 16, 2004, as last amended with the Addendum 21 of Credit Facility Agreement dated December 19, 2023 ("Addendum 21"), the Company obtained a working capital credit facility amounted to US$ 80,000 thousand from PT Bank Central Asia Tbk with annual interest rate of Secured overnight financing rate ("SOFR") 3 months + certain percentage (2022: LIBOR 3 months + certain percentage) for a period of 12 months. This loan has been extended until April 27, 2024, based on "Addendum 21" mentioned above. As of December 31, 2023, outstanding balance of this loan was US$ 10,000 thousand (December 31, 2022: nil).

Based on the Credit Facility Agreement No. 43 dated September 28, 2011, as last amended with the Addendum 252/PP/EB/0823 of credit facility agreement dated August 30, 2023, the Company obtained a working capital credit facility amounted US$ 20,000 thousand from PT Bank Danamon Indonesia Tbk with annual interest rate of SOFR + certain percentage for a period of 12 months. This agreement has been extended until July 30, 2024. As of December 31, 2023, outstanding balance of this loan was nil (December 31, 2022: nil).

Based on the Credit Facility Agreement No. 3 dated January 3, 2022, the Company obtained a working capital credit facility amounted US$ 75,000 thousand from PT Bank Rakyat Indonesia (Persero) Tbk with annual interest rate of SOFR + certain percentage (2022: LIBOR + certain percentage). This agreement has been extended until January 3, 2025. As of December 31, 2023, outstanding balance of this loan was nil (December 31, 2022: nil).

RPU

Berdasarkan Perjanjian Kredit No. CRO.JKO/0075/KMK/2019 tanggal 19 September 2019, RPU, entitas anak, memperoleh penawaran fasilitas kredit modal kerja sebesar Rp 10 miliar dari PT Bank Mandiri (Persero) Tbk. Perjanjian ini telah diperpanjang sampai dengan 18 September 2024 melalui Adendum III atas perjanjian No. CM2.JKO/SPPK.460/2023 tanggal 14 September 2022 dengan tingkat suku bunga tahunan sebesar 8,25% + persentase tertentu dan jangka waktu 12 bulan. Pada tanggal 31 Desember 2023, saldo pinjaman ini berjumlah US$ 649 ribu (31 Desember 2022: US$ 636 ribu).

Fasilitas pinjaman ini dijamin dengan tanah seluas 54.445 m^2 dan 45 unit tangki yang berdiri di atasnya berlokasi di Desa Mangunreja, Pulo Ampel, Serang, Banten dengan Surat Hak Guna Bangunan (SHGB) No. 32, SHGB No. 34, dan SHGB No. 198 atas nama PT Redeco Petrolin Utama dan piutang usaha fidusia sebesar Rp 10 miliar (setara dengan US$ 709 ribu).

Grup telah melakukan pembayaran utang bank jangka pendek sebesar US$ 1.070 ribu untuk tahun yang berakhir 31 Desember 2023 (31 Desember 2022: US$ 81.150 ribu).

Pada tanggal 31 Desember 2023 dan 2022, Grup telah memenuhi syarat dan kondisi pinjaman yang ditetapkan *lenders*.

RPU

Based on the Credit Facility Agreement No. CRO.JKO/0075/KMK/2019 dated September 19, 2019, RPU, a subsidiary, obtained a working capital credit facility amounted to Rp 10 billion from PT Bank Mandiri (Persero) Tbk. This loan has been extended until September 18, 2023, based on Addendum III under agreement No. CM2.JKO/SPPK.460/2023 dated September 14, 2022 with annual interest rate of 8.25% + certain percentage in period of 12 months. As of December 31, 2023, outstanding balance of this loan was US$ 649 thousand (December 31, 2022: US$ 636 thousand).

The loan facility is secured by land with an area of 54,445 square meters and 45 tank units standing on it located in Desa Mangunreja, Pulo Ampel, Serang, Banten with Building Use Rights (SHGB) No. 32, SHGB No. 34, and SHGB No. 198 on behalf of PT Redeco Petrolin Utama and fiduciary trade receivables amounted to Rp 10 billion (equivalent to US$ 709 thousand).

The Group has made payment of short-term bank loans totalling US$ 1,070 thousand for the year ended December 31, 2023 (December 31, 2022: US$ 81,150 thousand).

As of December 31, 2023 and 2022, the Group is in compliance with the terms and conditions of the loans set by the lenders.

Utang bank jangka panjang / **Long-term bank loans**

	31 Desember/ *December 31,* 2023	31 Desember/ *December 31,* 2022	
	US$ '000	US$ '000	
Pinjaman Berjangka			Term Loans
US$ 280 juta	256.969	268.062	US$ 280 million
US$ 250 juta	246.522	249.434	US$ 250 million
US$ 60 juta dan Rp 1 triliun	99.955	120.706	US$ 60 million and Rp 1 trillion
US$ 150 juta	149.541	99.897	US$ 150 million
US$ 75 juta	71.151	74.872	US$ 75 million
US$ 70 juta	52.320	63.897	US$ 70 million
US$ 35 juta dan Rp 585.340 juta	29.006	42.946	US$ 35 million and Rp 585,340 millon
US$ 13 juta	9.742	11.038	US$ 13 million
PT Bank Mandiri (Persero) Tbk	3.162	4.053	PT Bank Mandiri (Persero) Tbk
PT Bank OCBC NISP Tbk	148.702	-	PT Bank OCBC NISP Tbk
Kredit Investasi			Credit Investment
PT Bank Central Asia Tbk	47.285	-	PT Bank Central Asia Tbk
Jumlah utang jangka panjang	1.114.355	934.905	Total long-term loans
Bagian yang jatuh tempo dalam satu tahun	(59.276)	(54.402)	Current maturities
Utang jangka panjang - dikurangi bagian yang jatuh tempo dalam satu tahun	1.055.079	880.503	Long-term loans - net of current maturities

Pada tanggal 31 Desember 2023, jadwal pelunasan pokok pinjaman adalah sebagai berikut:

As of December 31, 2023, loan principal repayment schedule is as follows:

	Pinjaman berjangka/*Term loans*										Kredit investasi/ *Credit investment*		
	US$ 280 Juta/*Million*	US$ 250 Juta/*Million*	US$ 60 Juta dan Rp 1 Triliun/ *US$ 60 Million and Rp 1 Trillion*	US$ 150 Juta/*Million*	US$ 75 Juta/*Million*	US$ 70 Juta/*Million*	US$ 35 Juta dan Rp 585.340 Juta/ *US$ 35 Million and Rp 585,340 Million*	US$ 13 Juta/*Million*	PT Bank Mandiri (Persero) Tbk	PT Bank OCBC NISP Tbk	PT Bank Central Asia Tbk	Jumlah/ *Total*	
	US$ '000	US$ '000	US$ '000	US$ '000	US$ '000	US$ '000	US$ '000	US$ '000	US$ '000	US$ '000	US$ '000	US$ '000	
Tahun													Year
2024	14.000	6.000	4.346	-	3.750	11.667	14.594	1.950	973	-	1.996	59.276	2024
2025	14.000	6.000	4.346	4.500	3.750	11.667	14.594	4.550	973	-	1.927	66.307	2025
2026	16.800	10.500	4.346	4.500	3.750	11.667	-	3.250	973	-	1.927	57.713	2026
2027	16.800	10.500	5.189	4.500	3.750	11.667	-	-	243	-	1.927	54.576	2027
2028	196.000	129.000	64.136	4.500	56.250	5.832	-	-	-	-	2.168	457.886	2028
2029	-	3.000	17.920	4.500	-	-	-	-	-	-	19.272	44.692	2029
2030	-	4.000	-	4.500	-	-	-	-	-	-	18.374	26.874	2030
2031	-	78.000	-	6.000	-	-	-	-	-	-	-	84.000	2031
2032	-	-	-	117.000	-	-	-	-	-	-	-	117.000	2032
2033	-	-	-	-	-	-	-	-	-	149.196	-	149.196	2033
Jumlah pokok	257.600	247.000	100.283	150.000	71.250	52.500	29.188	9.750	3.162	149.196	47.591	1.117.520	Total principal
Biaya perolehan pinjaman yang belum diamortisasi	(631)	(478)	(328)	(459)	(99)	(180)	(182)	(8)	-	(494)	(306)	(3.165)	Unamortized transaction costs
Jumlah pinjaman - bersih	256.969	246.522	99.955	149.541	71.151	52.320	29.006	9.742	3.162	148.702	47.285	1.114.355	Total loan - net

Biaya perolehan diamortisasi atas utang bank jangka panjang adalah sebagai berikut:

The amortized cost of the long-term bank loans are as follows:

	31 Desember/ *December 31,* 2023	31 Desember/ *December 31,* 2022	
	US$ '000	US$ '000	
Utang bank jangka panjang	1.114.355	934.905	Long-term bank loans
Biaya bunga yang masih harus dibayar	9.753	5.171	Accrued interest expenses
Jumlah	1.124.108	940.076	Total

Biaya bunga yang masih harus dibayar dicatat dalam akun biaya yang masih harus dibayar.

The above accrued interest expenses are presented as accrued expenses.

Grup telah melakukan pembayaran utang bank jangka panjang sebesar US$ 69.563 ribu untuk tahun yang berakhir 31 Desember 2023 (31 Desember 2022: US$ 173.420 ribu).

The Group has made payment of long-term bank loans totalling US$ 69,563 thousand for the year ended December 31, 2023 (December 31, 2022: US$ 173,420 thousand).

Pada tanggal 31 Desember 2023 dan 2022, Grup telah memenuhi syarat dan kondisi pinjaman yang ditetapkan *lenders*.

As of December 31, 2023 and 2022, the Group is in compliance with the terms and conditions of the loans set by the lenders.

Pinjaman Berjangka US$ 280 Juta

US$ 280 Million Term Loan

Berdasarkan Akta Perjanjian Kredit No. 114 tanggal 11 Juni 2021, Perusahaan memperoleh Fasilitas Pinjaman Berjangka sebesar US$ 280.000 ribu atau ekuivalen dalam mata uang Rupiah dari PT Bank Mandiri (Persero) Tbk dengan tingkat suku bunga tahunan mengambang sebesar SOFR 6 bulan + persentase tertentu (2022: LIBOR/JIBOR 6 bulan + persentase tertentu) dengan jangka waktu maksimal 84 bulan.

Based on the Deed of Credit Agreement No. 114 dated June 11, 2021, the Company obtained a Term Loan Facility amounted to US$ 280,000 thousand or its equivalent in Rupiah currency from PT Bank Mandiri (Persero) Tbk with annual floating interest rate of SOFR 6 months + certain percentage (2022: LIBOR/JIBOR 6 months + certain percentage) with maximum period of 84 months.

Dana yang diperoleh dari pinjaman digunakan untuk membiayai kegiatan operasional Perusahaan.

Proceeds from the loan were utilized to finance the Company's operational activity purposes.

Perjanjian ini mencakup persyaratan tertentu yang membatasi Perusahaan untuk tidak melakukan hal-hal tertentu yang tercantum dalam perjanjian dan memelihara rasio *Total Consolidated Interest-Bearing Debt to Equity* tidak melebihi 100%.

The agreement contains certain covenants that restrict the Company in performing certain acts as stated in the agreement and maintaining Total Consolidated Interest-Bearing Debt to Equity Ratio shall not exceed 100%.

Secara bersamaan, Perusahaan juga telah melakukan perjanjian *swap* suku bunga terhadap sebagian pinjaman pada setiap tanggal pembayaran bunga.

Simultaneously, the Company has entered into interest rate swap to fix the interest rate on certain amount of the loan on every interest payment date.

Saldo pinjaman tersebut adalah sebagai berikut:

The balances of the loans are as follows:

	31 Desember/ *December 31,* 2023	31 Desember/ *December 31,* 2022	
	US$ '000	US$ '000	
Jumlah	257.600	268.800	Total
Biaya perolehan pinjaman yang belum diamortisasi	(631)	(738)	Unamortized transaction costs
Bersih	256.969	268.062	Net
Dikurangi bagian yang jatuh tempo dalam satu tahun	(14.000)	(11.200)	Less current maturity
Bagian jangka panjang	242.969	256.862	Long-term portion

Pelunasan pinjaman dilakukan dalam 13 kali cicilan, dengan jadwal sebagai berikut:

Loan repayments are made on 13 installments, with the following schedule:

Bulan setelah tanggal perjanjian/ *Months after date of agreement*	Pelunasan pokok pinjaman/ *Repayment of principal*
Months	%
15	2
21	2
27	2
33	2
39	2,5
45	2,5
51	2,5
57	2,5
63	3
69	3
75	3
81	3
84	70
Jumlah/*Total*	100

Pinjaman Berjangka US$ 250 Juta

Berdasarkan Akta Perjanjian Kredit No. 19 tanggal 5 Oktober 2021, Perusahaan memperoleh Fasilitas Pinjaman Berjangka sebesar US$ 250.000 ribu dari PT Bank Negara Indonesia (Persero) Tbk dengan tingkat suku bunga tahunan mengambang sebesar SOFR 6 bulan + persentase tertentu (2022: LIBOR 6 bulan + persentase tertentu). Fasilitas terdiri dari Kredit I dengan pokok sebesar US$ 150.000 ribu, jangka waktu 84 bulan dan *grace period* 12 bulan serta Kredit II dengan pokok sebesar US$ 100.000 ribu, jangka waktu 120 bulan dan *grace period* 24 bulan.

Dana yang diperoleh dari Kredit I dan Kredit II masing-masing digunakan untuk pelunasan 4,95% *Senior Unsecured Notes* US$ 300.000 ribu dan untuk pembiayaan kebutuhan pra-operasi CAP2.

Perjanjian ini mencakup persyaratan tertentu yang membatasi Perusahaan untuk tidak melakukan hal-hal tertentu yang tercantum dalam perjanjian dan memelihara rasio *Total Debt to Equity* tidak melebihi 100%.

Secara bersamaan, Perusahaan juga telah melakukan perjanjian *swap* suku bunga terhadap sebagian pinjaman pada setiap tanggal pembayaran bunga.

US$ 250 Million Term Loan

Based on the Deed of Credit Agreement No. 19 dated October 5, 2021, the Company obtained a Term Loan Facility amounted to US$ 250,000 thousand from PT Bank Negara Indonesia (Persero) Tbk with annual floating interest rate of SOFR 6 months + certain percentage (2022: LIBOR 6 months + certain percentage). The facility consists of Facility I with principal amounting to US$ 150,000 thousand with period of 84 months and grace period 12 months and Facility II with principal amounted to US$ 100,000 thousand with period of 120 months and grace period 24 months.

Proceeds from the Facility I and II were utilized for redemption of 4.95% Senior Unsecured Notes US$ 300,000 thousand and for financing the pre-operation activities of CAP2, respectively.

The agreement contains certain covenants that restrict the Company in performing certain acts as stated in the agreement and maintaining Total Debt to Equity Ratio shall not exceed 100%.

Simultaneously, the Company has entered into interest rate swap to fix the interest rate on certain amount of the loan on every interest payment date.

Saldo pinjaman tersebut adalah sebagai berikut:

The balances of the loans are as follows:

	31 Desember/ *December 31,* 2023	31 Desember/ *December 31,* 2022	
	US$ '000	US$ '000	
Jumlah	247.000	250.000	Total
Biaya perolehan pinjaman yang belum diamortisasi	(478)	(566)	Unamortized transaction costs
Bersih	246.522	249.434	Net
Dikurangi bagian yang jatuh tempo dalam satu tahun	(6.000)	(6.000)	Less current maturity
Bagian jangka panjang	240.522	243.434	Long-term portion

Pelunasan pinjaman dilakukan dalam 12 kali cicilan untuk *Term* I dan 16 kali cicilan untuk *Term* II, dengan jadwal sebagai berikut:

Loan repayments are made in 12 installments for Term I and 16 installments for Term II, with the following schedule:

Bulan setelah tanggal perjanjian/ *Months after date of agreement*	Pelunasan pokok pinjaman/ *Repayment of principal*
Months	%
18	1
24	1
30	1
36	1
42	1
48	1
54	2,5
60	2,5
66	2,5
72	2,5
78	6
84	78
Jumlah/*Total*	100

Bulan setelah tanggal perjanjian/ *Months after date of agreement*	Pelunasan pokok pinjaman/ *Repayment of principal*
Months	%
30	1,5
36	1,5
42	1,5
48	1,5
54	1,5
60	1,5
66	1,5
72	1,5
78	1,5
84	1,5
90	1,5
96	1,5
102	2
108	2
114	4
120	74
Jumlah/*Total*	100

Pinjaman Berjangka US$ 60 Juta dan Rp 1 Triliun

Berdasarkan Akta Perjanjian Kredit No. 74 tanggal 28 September 2021, Perusahaan memperoleh Fasilitas Pinjaman Berjangka sebesar US$ 60.000 ribu dan Rp 1 triliun (setara dengan US$ 70.136 ribu) dari PT Bank Central Asia Tbk dengan tingkat suku bunga tahunan mengambang masing-masing sebesar SOFR 3 bulan + persentase tertentu (2022: LIBOR 3 bulan + persentase tertentu) dan JIBOR 3 bulan + persentase tertentu dengan jangka waktu 84 bulan dan *grace period* 6 bulan.

Dana yang diperoleh dari pinjaman digunakan untuk keperluan *general multi purpose,* termasuk modal kerja Perusahaan.

Perjanjian ini mencakup persyaratan tertentu yang membatasi Perusahaan untuk tidak melakukan hal-hal tertentu yang tercantum dalam perjanjian dan memelihara rasio *Total Debt to Equity* tidak melebihi 100%.

Saldo pinjaman tersebut adalah sebagai berikut:

US$ 60 Million and Rp 1 Trillion Term Loan

Based on the Deed of Credit Agreement No. 74 dated September 28, 2021, the Company obtained an Installment Loan Facility amounted to US$ 60,000 thousand and Rp 1 trillion (equivalent to US$ 70,136 thousand) from PT Bank Central Asia Tbk with annual floating interest rate of SOFR 3 months + certain percentage (2022: LIBOR 3 months + certain percentage) and JIBOR 3 months + certain percentage, respectively with period of 84 months and grace period 6 months.

Proceeds from the loan were utilized for financing the Company's general multi purpose, including the working capital expenditure.

The agreement contains certain covenants that restrict the Company in performing certain acts as stated in the agreement and maintaining Total Debt to Equity Ratio shall not exceed 100%.

The balances of the loans are as follows:

	31 Desember/ *December 31,* 2023	31 Desember/ *December 31,* 2022	
	US$ '000	US$ '000	
Jumlah	100.283	121.169	Total
Biaya perolehan pinjaman yang belum diamortisasi	(328)	(463)	Unamortized transaction costs
Bersih	99.955	120.706	Net
Dikurangi bagian yang jatuh tempo dalam satu tahun	(4.346)	(5.090)	Less current maturity
Bagian jangka panjang	95.609	115.616	Long-term portion

Pelunasan pinjaman dilakukan dalam 13 kali cicilan, dengan jadwal sebagai berikut:

Loan repayments are made on 13 installments, with the following schedule:

Bulan setelah tanggal perjanjian/ *Months after date of agreement*	Pelunasan pokok pinjaman/ *Repayment of principal*
Months	%
12	2
18	2
24	2
30	2
36	2
42	2
48	2
54	2
60	2
66	2
72	2,5
78	2,5
84	75
Jumlah/*Total*	100

Pinjaman Berjangka US$ 150 Juta

Berdasarkan Akta Perjanjian Kredit No. 73 tanggal 7 Juli 2022, Perusahaan memperoleh Fasilitas Kredit Investasi sebesar US$ 150.000 ribu dari PT Bank OCBC NISP Tbk., dengan tingkat suku bunga tahunan mengambang sebesar SOFR 6 bulan + persentase tertentu dengan jangka waktu 96 bulan.

Dana yang diperoleh dari pinjaman digunakan untuk pembiayaan kegiatan usaha perusahaan sehari-hari.

Perjanjian ini mencakup persyaratan tertentu yang membatasi Perusahaan untuk tidak melakukan hal-hal tertentu yang tercantum dalam perjanjian dan memelihara rasio *Total Consolidated Interest-Bearing Debt to Equity* tidak melebihi 150%.

US$ 150 Million Term Loan

Based on the Deed of Credit Agreement No. 73 dated July 7, 2022, the Company obtained an Investment Credit Facility amounted to US$ 150,000 thousand from PT Bank OCBC NISP Tbk., with annual floating interest rate of SOFR 6 months + certain percentage with period of 96 months.

Proceeds from the loan were utilized for general corporate expenditure purposes.

The agreement contains certain covenants that restrict the Company in performing certain acts as stated in the agreement and maintaining Total Consolidated Interest-Bearing Debt to Equity Ratio shall not exceed 150%.

Saldo pinjaman tersebut adalah sebagai berikut:

The balances of the loans are as follows:

	31 Desember/ *December 31,* 2023	31 Desember/ *December 31,* 2022	
	US$ '000	US$ '000	
Jumlah	150.000	100.000	Total
Biaya perolehan pinjaman yang belum diamortisasi	(459)	(103)	Unamortized transaction costs
Bersih	149.541	99.897	Net

Pelunasan pinjaman dilakukan dalam 16 kali cicilan, dengan jadwal sebagai berikut:

Loan repayments are made on 16 installments, with the following schedule:

Bulan setelah tanggal perjanjian/ *Months after date of agreement*	Pelunasan pokok pinjaman/ *Repayment of principal*
Months	%
36	1,5
42	1,5
48	1,5
54	1,5
60	1,5
66	1,5
72	1,5
78	1,5
84	1,5
90	1,5
96	1,5
102	1,5
108	2
114	2
120	4
126	74
Jumlah/*Total*	100

Pinjaman Berjangka US$ 75 Juta

Berdasarkan Akta Perjanjian Kredit No. 3 tanggal 3 Januari 2022, Perusahaan memperoleh Fasilitas Pinjaman Berjangka Sebesar US$ 75.000 ribu dari PT Bank Rakyat Indonesia (Persero) Tbk dengan tingkat suku bunga tahunan mengambang sebesar SOFR 3 bulan + persentase tertentu (2022: LIBOR 3 bulan + persentase tertentu) dengan jangka waktu 84 bulan.

Dana yang diperoleh dari pinjaman digunakan untuk keperluan *general corporate purpose* Perusahaan.

Perjanjian ini mencakup persyaratan tertentu yang membatasi Perusahaan untuk tidak melakukan hal-hal tertentu yang tercantum dalam perjanjian dan memelihara rasio *Consolidated Interest Bearing Debt to Equity* tidak melebihi 100%.

Secara bersamaan, Perusahaan juga telah melakukan perjanjian *swap* suku bunga terhadap sebagian pinjaman pada setiap tanggal pembayaran bunga.

Saldo pinjaman tersebut adalah sebagai berikut:

US$ 75 Million Term Loan

Based on the Deed of Credit Agreement No. 3 dated January 3, 2022, the Company obtained a Term Loan Facility amounted to US$ 75,000 thousand from PT Bank Rakyat Indonesia (Persero) Tbk with annual floating interest rate of SOFR 3 months + certain percentage (2022: LIBOR 3 months + certain percentage) with period of 84 months.

Proceeds from the loan were utilized for financing the Company's general corporate purpose.

The agreement contains certain covenants that restrict the Company in performing certain acts as stated in the agreement and maintaining Consolidated Interest Bearing Debt to Equity Ratio shall not exceed 100%.

Simultaneously, the Company has entered into interest rate swap to fix the interest rate on certain amount of the loan on every interest payment date.

The balances of the loans are as follows:

	31 Desember/ *December 31,* 2023	31 Desember/ *December 31,* 2022	
	US$ '000	US$ '000	
Jumlah	71.250	75.000	Total
Biaya perolehan pinjaman yang belum diamortisasi	(99)	(128)	Unamortized transaction costs
Bersih	71.151	74.872	Net
Dikurangi bagian yang jatuh tempo dalam satu tahun	(3.750)	(3.750)	Less current maturity
Bagian jangka panjang	67.401	71.122	Long-term portion

Pelunasan pinjaman dilakukan dalam 12 kali cicilan, dengan jadwal sebagai berikut:

Loan repayments are made on 12 installments, with the following schedule:

Bulan setelah tanggal perjanjian/ *Months after date of agreement*	Pelunasan pokok pinjaman/ *Repayment of principal*
Months	%
18	2,5
24	2,5
30	2,5
36	2,5
42	2,5
48	2,5
54	2,5
60	2,5
66	2,5
72	2,5
78	37,5
84	37,5
Jumlah/*Total*	100

Pinjaman Berjangka US$ 70 Juta

Berdasarkan Perjanjian Fasilitas US$ 70.000 ribu tanggal 27 Mei 2021, Perusahaan memperoleh Fasilitas Pinjaman Berjangka sebesar US$ 70.000 ribu dari Kasikornbank Public Company Limited dengan tingkat suku bunga tahunan mengambang sebesar SOFR 3 bulan + persentase tertentu (2022: LIBOR 3 bulan + persentase tertentu) dengan jangka waktu 84 bulan.

Dana yang diperoleh dari pinjaman digunakan untuk pembiayaan *capital expenditure* Perusahaan.

Perjanjian ini mencakup persyaratan tertentu yang membatasi Perusahaan untuk tidak melakukan hal-hal tertentu yang tercantum dalam perjanjian dan memelihara rasio *Total Debt to Equity* tidak melebihi 100%.

Secara bersamaan, Perusahaan juga telah melakukan perjanjian *swap* suku bunga terhadap sebagian pinjaman pada setiap tanggal pembayaran bunga.

Saldo pinjaman tersebut adalah sebagai berikut:

US$ 70 Million Term Loan

Based on the US$ 70,000 thousand Facility Agreement dated May 27, 2021, the Company obtained a Term Loan Facility amounted to US$ 70,000 thousand from Kasikornbank Public Company Limited with annual floating interest rate of SOFR 3 months + certain percentage (2022: LIBOR 3 months + certain percentage) with period of 84 months.

Proceeds from the loan were utilized for financing the Company's capital expenditure.

The agreement contains certain covenants that restrict the Company in performing certain acts as stated in the agreement and maintaining Total Debt to Equity Ratio shall not exceed 100%.

Simultaneously, the Company has entered into interest rate swap to fix the interest rate on certain amount of the loan on every interest payment date.

The balances of the loans are as follows:

	31 Desember/ *December 31,* 2023	31 Desember/ *December 31,* 2022	
	US$ '000	US$ '000	
Jumlah	52.500	64.167	Total
Biaya perolehan pinjaman yang belum diamortisasi	(180)	(270)	Unamortized transaction costs
Bersih	52.320	63.897	Net
Dikurangi bagian yang jatuh tempo dalam satu tahun	(11.667)	(11.667)	Less current maturity
Bagian jangka panjang	40.653	52.230	Long-term portion

Pelunasan pinjaman dilakukan dalam 12 kali cicilan, dengan jadwal sebagai berikut:

Loan repayments are made on 12 installments, with the following schedule:

Bulan setelah tanggal perjanjian/ *Months after date of agreement*	Pelunasan pokok pinjaman/ *Repayment of principal*
Months	%
18	8,33
24	8,33
30	8,33
36	8,33
42	8,33
48	8,33
54	8,33
60	8,33
66	8,33
72	8,33
78	8,33
84	8,33
Jumlah/*Total*	100

Pinjaman Berjangka US$ 35 Juta dan Rp 585.340 Juta

Berdasarkan Akta Perjanjian Kredit No. 3 tanggal 15 Mei 2020, Perusahaan memperoleh Fasilitas Pinjaman Berjangka sebesar US$ 35.000 ribu dan Rp 585.340 juta (setara dengan US$ 39.261 ribu) dari PT Bank Permata Tbk dengan tingkat suku bunga tahunan mengambang masing-masing sebesar SOFR 3 bulan + persentase tertentu (2022: LIBOR 3 bulan + persentase tertentu) dan JIBOR 3 bulan + persentase tertentu dengan jangka waktu 60 bulan dan *grace period* 6 bulan.

Dana yang diperoleh dari pinjaman digunakan untuk membiayai kebutuhan Perusahaan dan entitas anak secara umum, mencakup biaya modal, beban operasional dan kebutuhan pendanaan kembali.

Perjanjian ini mencakup persyaratan tertentu yang membatasi Perusahaan untuk tidak melakukan hal-hal tertentu yang tercantum dalam perjanjian dan memelihara rasio *Consolidated Interest-Bearing Loan to Equity* tidak melebihi 100%.

US$ 35 Million and Rp 585,340 Million Term Loan

Based on the Deed of Credit Agreement No. 3 dated May 15, 2020, the Company obtained a Term Loan Facility amounted to US$ 35,000 thousand and Rp 585,340 million (equivalent to US$ 39,261 thousand) from PT Bank Permata Tbk with annual floating interest rate of SOFR 3 months + certain percentage (2022: LIBOR 3 months + certain percentage) and JIBOR 3 months + certain percentage, respectively with period of 60 months and grace period of 6 months.

Proceeds from the loan were utilized to finance the Company and its subsidiaries general needs which cover capital expenditure, operating expenses and refinancing requirements.

The agreement contains certain covenants that restrict the Company in performing certain acts as stated in the agreement and maintaining Total Consolidated Interest-Bearing Loan to Equity Ratio shall not exceed 100%.

Saldo pinjaman tersebut adalah sebagai berikut:

The balances of the loans are as follows:

	31 Desember/ *December 31,* 2023	31 Desember/ *December 31,* 2022	
	US$ '000	US$ '000	
Jumlah	29.188	43.326	Total
Biaya perolehan pinjaman yang belum diamortisasi	(182)	(380)	Unamortized transaction costs
Bersih	29.006	42.946	Net
Dikurangi bagian yang jatuh tempo dalam satu tahun	(14.594)	(14.442)	Less current maturity
Bagian jangka panjang	14.412	28.504	Long-term portion

Pelunasan pinjaman dilakukan dalam 10 kali cicilan, dengan jadwal sebagai berikut:

Loan repayments are made on 10 installments, with the following schedule:

Bulan setelah tanggal perjanjian/ *Months after date of agreement*	Pelunasan pokok pinjaman/ *Repayment of principal*
Months	%
12	10
18	10
24	10
30	10
36	10
42	10
48	10
54	10
60	10
66	10
Jumlah/*Total*	100

Pinjaman Berjangka US$ 13 Juta

Berdasarkan Akta Perjanjian Kredit No. 89 tanggal 15 April 2021, Perusahaan memperoleh Fasilitas Kredit Investasi sebesar US$ 13.000 ribu dari PT Bank KEB Hana Indonesia dengan tingkat suku bunga tahunan mengambang sebesar LIBOR 3 bulan + persentase tertentu dengan jangka waktu 60 bulan.

Dana yang diperoleh dari pinjaman digunakan untuk *Financing & Refinancing Sustainable Project (Enclosed Ground Flare & E-Forklift)*.

Perjanjian ini mencakup persyaratan tertentu yang membatasi Perusahaan untuk tidak melakukan hal-hal tertentu yang tercantum dalam perjanjian dan memelihara rasio *Total Consolidated Interest-Bearing Debt to Equity* tidak melebihi 125%.

US$ 13 Million Term Loan

Based on the Deed of Credit Agreement No. 89 dated April 15, 2021, the Company obtained an Investment Credit Facility amounted to US$ 13,000 thousand from PT Bank KEB Hana Indonesia with annual floating interest rate of LIBOR 3 months + certain percentage with period of 60 months.

Proceeds from the loan were utilized for *Financing & Refinancing Sustainable Project* (Enclosed Ground Flare & E-Forklift).

The agreement contains certain covenants that restrict the Company in performing certain acts as stated in the agreement and maintaining Total Consolidated Interest-Bearing Debt to Equity Ratio shall not exceed 125%.

Saldo pinjaman tersebut adalah sebagai berikut:

The balances of the loans are as follows:

	31 Desember/ *December 31,* 2023	31 Desember/ *December 31,* 2022	
	US$ '000	US$ '000	
Jumlah	9.750	11.050	Total
Biaya perolehan pinjaman yang belum diamortisasi	(8)	(12)	Unamortized transaction costs
Bersih	9.742	11.038	Net
Dikurangi bagian yang jatuh tempo dalam satu tahun	(1.950)	(1.300)	Less current maturity
Bagian jangka panjang	7.792	9.738	Long-term portion

Pelunasan pinjaman dilakukan dalam 10 kali cicilan, dengan jadwal sebagai berikut:

Loan repayments are made on 10 installments, with the following schedule:

Bulan setelah tanggal perjanjian/ *Months after date of agreement*	Pelunasan pokok pinjaman/ *Repayment of principal*
Months	%
6	5
12	5
18	5
24	5
30	5
36	5
42	10
48	10
54	25
60	25
Jumlah/*Total*	100

PT Bank Mandiri (Persero) Tbk

Berdasarkan Perjanjian Kredit No. CRO.JKO/ 0074/KMK/2019 tanggal 19 September 2019, RPU, entitas anak, memperoleh fasilitas kredit investasi sebesar Rp 90.000 juta (setara dengan US$ 6.383 ribu) dengan tingkat suku bunga 9% dan jangka waktu 72 bulan dan *grace period* 18 bulan.

PT Bank Mandiri (Persero) Tbk

Based on the Credit Facility Agreement No. CRO.JKO/0074/KMK/2019 dated September 19, 2019, RPU, a subsidiary, obtained investment credit facility amounted to Rp 90,000 million (equivalent to US$ 6,383 thousand) with annual interest rate of 9% and a period of 72 months and grace period 18 months.

Pada tanggal 31 Desember 2023, saldo utang bank sebesar US$ 3.162 ribu (31 Desember 2022: US$ 4.053 ribu) dengan liabilitas yang jatuh tempo dalam satu tahun sebesar US$ 973 ribu (31 Desember 2022: US$ 954 ribu).

As of December 31, 2023, the balance of the bank loan is US$ 3,162 thousand (December 31, 2022: US$ 4,053 thousand) with a current portion amounted to US$ 973 thousand (December 31, 2022: US$ 954 thousand).

Fasilitas pinjaman ini dijamin dengan tanah seluas 54.445 m^2 dan 45 unit tangki yang berdiri di atasnya berlokasi di Desa Mangunreja, Pulo Ampel, Serang, Banten dengan Surat Hak Guna Bangunan (SHGB) No. 32, SHGB No. 34, dan SHGB No. 198 atas nama PT Redeco Petrolin Utama dan piutang usaha fidusia sebesar Rp 10 miliar (setara dengan US$ 709 ribu).

For loan facilities secured by land with an area of 54,445 square meters and 45 tank units standing on it located in Desa Mangunreja, Pulo Ampel, Serang, Banten with Building Use Rights (SHGB) No. 32, SHGB No. 34, and SHGB No. 198 on behalf of PT Redeco Petrolin Utama and fiduciary trade receivables amounted to Rp 10 billion (equivalent to US$ 709 thousand).

RPU diwajibkan untuk melaporkan kepada PT Bank Mandiri (Persero) Tbk paling lambat 30 (tiga puluh) hari sejak dilaksanakan pembagian dividen. Pembagian dividen dapat dilakukan sepanjang RPU memenuhi rasio keuangan berikut:

RPU is required to report to PT Bank Mandiri (Persero) Tbk maximum 30 (thirty) days after dividend distribution. Dividend distribution can be made if RPU comply with the following financial ratios:

- Rasio dividen yang dibayarkan dengan laba bersih tidak boleh melebihi 100%.
- Rasio hutang dengan ekuitas maksimal 200%.
- *Debt Service Charge Ratio* minimal 120%.
- Ekuitas tidak diperkenankan negatif.

- Dividend paid to net income ratio shall not exceed 100%.
- Debt to Equity Ratio shall be maximum 200%.
- Debt Service Charge Ratio shall be minimum 120%.
- Equity shall not be in negative.

PT Bank OCBC NISP Tbk

Pada tanggal 17 Februari 2023, CDI, entitas anak, mendapatkan fasilitas pinjaman berjangka dari PT Bank OCBC NISP Tbk sebesar Rp 2.300 miliar (atau setara dengan US$ 151.340 ribu) dengan tingkat suku bunga IDR JIBOR + persentase tertentu per tahun dan jangka waktu 10 tahun yang akan jatuh tempo pada tanggal 17 Februari 2033.

PT Bank OCBC NISP Tbk

On February 17, 2023, CDI, a subsidiary, obtained term loan facilities from PT Bank OCBC NISP Tbk amounted to Rp 2,300 billion (or equivalent to US$ 151,340 thousand) with annual interest rate of IDR JIBOR + certain percentage and a term of 10 years which will be due on February 17, 2033.

Saldo pinjaman tersebut adalah sebagai berikut:

The balances of the loans are as follows:

	31 Desember/ *December 31,* 2023 US$ '000	
Jumlah	149.196	Total
Biaya perolehan pinjaman yang belum diamortisasi	(494)	Unamortized transaction costs
Bersih	148.702	Net

Fasilitas pinjaman ini dijaminkan oleh gadai atas 100% saham yang dimiliki Perusahaan atas CDI, 70% saham yang dimiliki CDI atas KCE dan 49% saham yang dimiliki CDI atas KTI.

This loan facility is secured by 100% CDI's shares owned by the Company, 70% KCE's shares owned by CDI and 49% KTI's shares owned by CDI.

Perjanjian ini mencakup persyaratan tertentu yang membatasi CDI untuk tidak melakukan hal-hal tertentu yang tercantum dalam perjanjian dan memelihara rasio *Total Interest-Bearing Debt to Equity* tidak melebihi 3x.

The agreement contains certain covenants that restrict CDI in performing certain acts as stated in the agreement and maintaining Total Interest-Bearing Debt to Equity Ratio of CDI to not exceed 3x.

PT Bank Central Asia Tbk

Pada tanggal 5 Juni 2023, KCE, entitas anak, memperoleh fasilitas kredit investasi sebesar US$ 50.000 ribu dengan tingkat suku bunga JIBOR 3 bulan + persentase tertentu per tahun dan jangka waktu 7 tahun tanpa *grace period*. Fasilitas ini digunakan untuk akuisisi 35% saham PT Krakatau Posco Energy (KPE).

PT Bank Central Asia Tbk

On June 5, 2023, KCE, a subsidiary, obtained investment credit facility from PT Bank Central Asia Tbk amounted to US$ 50,000 thousand with annual interest rate of JIBOR 3 months + certain percentage and a term of 7 years without grace period. This facility was utilized for the acquisition of a 35% ownership in PT Krakatau Posco Energy (KPE).

Saldo pinjaman tersebut adalah sebagai berikut:

The balances of the loans are as follows:

	31 Desember/ *December 31,* 2023	
	US$ '000	
Jumlah	47.591	Total
Biaya perolehan pinjaman yang belum diamortisasi	(306)	Unamortized transaction costs
Bersih	47.285	Net
Dikurangi bagian yang jatuh tempo dalam satu tahun	(1.996)	Less current maturity
Bagian jangka panjang	45.289	Long-term portion

Pelunasan pinjaman dilakukan dalam 28 kali cicilan, dengan jadwal sebagai berikut:

Loan repayments are made on 28 installments, with the following schedule:

Bulan setelah tanggal perjanjian/ *Months after date of agreement*	Pelunasan pokok pinjaman/ *Repayment of principal*
Months	%
3	1,00
6	1,00
9	1,00
12	1,00
15	1,00
18	1,00
21	1,00
24	1,00
27	1,00
30	1,00
33	1,00
36	1,00
39	1,00
42	1,00
45	1,00
48	1,00
51	1,00
54	1,00
57	1,00
60	1,00
63	1,25
66	1,25
69	1,25
72	1,25
75	18,75
78	18,75
81	18,75
84	18,75
Jumlah/*Total*	100

Perjanjian ini mencakup persyaratan tertentu yang membatasi KCE untuk tidak melakukan hal-hal tertentu yang tercantum dalam perjanjian dan memelihara rasio *Total Interest-Bearing Debt to Equity* tidak melebihi 1x.

The agreement contains certain covenants that restrict KCE in performing certain acts as stated in the agreement and maintaining Total Interest-Bearing Debt to Equity Ratio of KCE to not exceed 1x.

22. UTANG OBLIGASI

Rincian utang obligasi adalah sebagai berikut:

	31 Desember/ *December 31,* 2023	31 Desember/ *December 31,* 2022	
	US$ '000	US$ '000	
Obligasi Berkelanjutan IV Chandra Asri Petrochemical			Chandra Asri Petrochemical Shelf Registration Bonds IV
Tahap I Tahun 2022	128.982	126.288	Phase I Year 2022
Tahap II Tahun 2023	80.621	-	Phase II Year 2023
Tahap III Tahun 2023	64.457	-	Phase III Year 2023
Obligasi Berkelanjutan III Chandra Asri Petrochemical			Chandra Asri Petrochemical Shelf Registration Bonds III
Tahap I Tahun 2020	30.461	63.373	Phase I Year 2020
Tahap II Tahun 2020	-	38.048	Phase II Year 2020
Tahap III Tahun 2021	64.556	63.279	Phase III Year 2021
Tahap IV Tahun 2021	64.374	63.043	Phase IV Year 2021
Tahap V Tahun 2022	90.361	88.498	Phase V Year 2022
Obligasi Berkelanjutan II Chandra Asri Petrochemical			Chandra Asri Petrochemical Shelf Registration Bonds II
Tahap III Tahun 2020	48.565	47.519	Phase III Year 2020
Obligasi Berkelanjutan I Chandra Asri Petrochemical			Chandra Asri Petrochemical Shelf Registration Bonds I
Tahap I Tahun 2017	14.834	14.479	Phase I Year 2017
Tahap II Tahun 2018	19.313	25.238	Phase II Year 2018
Jumlah	606.524	529.765	Total
Bagian yang jatuh tempo dalam satu tahun	(18.077)	(78.020)	Current maturities
Utang obligasi - setelah dikurangi bagian yang jatuh tempo dalam satu tahun	588.447	451.745	Bonds payable - net of current maturities

Biaya perolehan diamortisasi utang obligasi adalah sebagai berikut:

	31 Desember/ *December 31,* 2023	31 Desember/ *December 31,* 2022	
	US$ '000	US$ '000	
Utang obligasi	606.524	529.765	Bonds payable
Biaya bunga yang masih harus dibayar	6.435	6.249	Accrued interest
Jumlah	612.959	536.014	Total

Biaya bunga yang masih harus dibayar dicatat dalam akun biaya yang masih harus dibayar.

Grup telah melakukan pembayaran utang obligasi sebesar US$ 79.709 ribu untuk tahun yang berakhir 31 Desember 2023 (31 Desember 2022: US$ 58.944 ribu).

Obligasi Berkelanjutan IV Chandra Asri Petrochemical

Pada tanggal 29 Juli 2022, Perusahaan memperoleh pernyataan efektif dari OJK untuk menerbitkan Obligasi Berkelanjutan IV Chandra Asri Petrochemical dengan jumlah pokok sebesar Rp 8 triliun (setara dengan US$ 534.831 ribu) (Catatan 1c). Dalam rangka Obligasi Chandra Asri Petrochemical Berkelanjutan IV, Perusahaan telah menerbitkan:

22. BONDS PAYABLE

The details of bonds payable are as follows:

The amortized cost of bonds payable are as follows:

The above accrued interest expenses is presented as accrued expenses.

The Group has made payment of bonds payable totalling US$ 79,709 thousand for the year ended December 31, 2023 (December 31, 2022: US$ 58,944 thousand).

Chandra Asri Petrochemical Shelf Registration Bonds IV

On July 29, 2022, the Company obtained notice of effectivity from OJK to issue Chandra Asri Petrochemical Shelf Registration Bonds IV with principal amounted to Rp 8 trillion (equivalent to US$ 534,831 thousand) (Notes 1c). In relation to Chandra Asri Petrochemical Shelf Registration Bonds IV, the Company has issued:

- Obligasi Berkelanjutan IV Chandra Asri Petrochemical Tahap I Tahun 2022

Pada tanggal 9 Agustus 2022, Perusahaan melakukan penawaran umum atas Obligasi Berkelanjutan IV Chandra Asri Petrochemical Tahap I sebesar Rp 2 triliun (setara dengan US$ 134.093 ribu).

- Chandra Asri Petrochemical Shelf Registration Bonds IV Phase I Year 2022

On August 9, 2022, the Company made a Chandra Asri Petrochemical Shelf Registration Bonds IV Phase I public offering amounted to Rp 2 trillion (equivalent to US$ 134,093 thousand).

	31 Desember/ *December 31,* 2023	31 Desember/ *December 31,* 2022	
	US$ '000	US$ '000	
Seri A (5 tahun)	92.530	90.678	Series A (5 years)
Seri B (7 tahun)	22.509	22.058	Series B (7 years)
Seri C (10 tahun)	14.696	14.402	Series C (10 years)
Bersih	129.735	127.138	Net
Biaya pinjaman yang belum diamortisasi	(753)	(850)	Unamortized transaction costs
Bagian jangka panjang	128.982	126.288	Long-term portion

Pelunasan Obligasi Seri A, Seri B, dan Seri C masing-masing akan dilakukan pada 3 Agustus 2027, 3 Agustus 2029, dan 3 Agustus 2032.

Bond repayments of Series A, Series B, and Series C are due on August 3, 2027, August 3, 2029, and August 3, 2032, respectively.

Tingkat bunga per tahun untuk Seri A, Seri B dan Seri C masing-masing sebesar 8,00%, 8,60% dan 9,30%, yang dibayarkan setiap triwulan.

Annual interest rates of Series A, Series B and Series C Bonds are 8.00%, 8.60% and 9.30%, respectively that are paid on quarterly basis.

Obligasi ini memperoleh pemeringkatan "AA-" dari PT Pemeringkat Efek Indonesia (PEFINDO) berdasarkan surat penegasan atas pemeringkatan tanggal 1 September 2023.

The bond obtained a bond rating of "AA-" from PT Pemeringkat Efek Indonesia (PEFINDO) based on confirmation letter related to rating on September 1, 2023.

PT Kustodian Sentral Efek Indonesia bertindak sebagai agen pembayaran, PT Bank Tabungan Negara (Persero) Tbk sebagai Wali Amanat, PT BCA Sekuritas, PT BNI Sekuritas, PT BRI Danareksa Sekuritas, PT DBS Vickers Sekuritas Indonesia dan PT Mandiri Sekuritas sebagai Penjamin Emisi dan Pelaksana Efek.

PT Kustodian Sentral Efek Indonesia acts as payment agent facility, PT Bank Tabungan Negara (Persero) Tbk acts as Trustee Agent, PT BCA Sekuritas, PT BNI Sekuritas, PT BRI Danareksa Sekuritas, PT DBS Vickers Sekuritas Indonesia and PT Mandiri Sekuritas act as Underwriters and Arrangers.

Secara bersamaan, Perusahaan juga telah melakukan perjanjian *swap* suku bunga dan mata uang atas Seri A dan Seri B obligasi tersebut dari Rupiah menjadi Dolar Amerika Serikat pada setiap tanggal pembayaran bunga dan pokok.

Simultaneously, the Company has entered into cross currency-interest rate swap to fix the interest rate and currency of the Series A and Series B of the bonds from Rupiah to United States Dollar on every interest and principal payment date.

Perusahaan diwajibkan untuk memelihara rasio jumlah utang konsolidasian yang dikenakan bunga dan ekuitas tidak lebih dari 1:1.

The Company is required to maintain the following ratio of consolidated interest bearing liabilities and equity shall not exceed 1:1.

- Obligasi Berkelanjutan IV Chandra Asri Petrochemical Tahap II Tahun 2023

Pada tanggal 1 Maret 2023, Perusahaan melakukan penawaran umum atas Obligasi Berkelanjutan IV Chandra Asri Petrochemical Tahap II Tahun 2023 sebesar Rp 1,25 Triliun (setara dengan US$ 82.021 ribu).

- Chandra Asri Petrochemical Shelf Registration Bonds IV Phase II Year 2023

On March 1, 2023, the Company made a Chandra Asri Petrochemical Shelf Registration Bonds IV Phase II public offering amounted to Rp 1.25 trillion (equivalent to US$ 82,021 thousand).

	31 Desember/ *December 31,* 2023	
	US$ '000	
Seri A (5 tahun)	66.337	Series A (5 years)
Seri B (7 tahun)	14.748	Series B (7 years)
Bersih	81.085	Net
Biaya pinjaman yang belum diamortisasi	(464)	Unamortized transaction costs
Bagian jangka panjang	80.621	Long-term portion

Pelunasan Obligasi Seri A dan Seri B masing-masing akan dilakukan pada 28 Februari 2028 dan 28 Februari 2030.

Bond repayments of Series A and Series B are due on February 28, 2028 and February 28, 2030, respectively.

Tingkat bunga per tahun untuk Seri A dan Seri B masing-masing sebesar 8,40% dan 8,90%, yang dibayarkan setiap triwulan.

Annual interest rates of Series A and Series B Bonds are 8.40% and 8.90%, respectively that are paid on a quarterly basis.

Obligasi ini memperoleh pemeringkatan "AA-" dari PT Pemeringkat Efek Indonesia (PEFINDO) berdasarkan surat penegasan atas pemeringkatan tanggal 1 September 2023.

The bond obtained a bond rating of "AA-" from PT Pemeringkat Efek Indonesia (PEFINDO) based on confirmation letter related to rating on September 1, 2023.

PT Kustodian Sentral Efek Indonesia bertindak sebagai agen pembayaran, PT Bank Tabungan Negara (Persero) Tbk sebagai Wali Amanat, PT BCA Sekuritas, PT BNI Sekuritas, PT BRI Danareksa Sekuritas, PT RHB Sekuritas Indonesia dan PT UOB Kay Hian Sekuritas sebagai Penjamin Emisi dan Pelaksana Efek.

PT Kustodian Sentral Efek Indonesia acts as payment agent facility, PT Bank Tabungan Negara (Persero) Tbk acts as Trustee Agent, PT BCA Sekuritas, PT BNI Sekuritas, PT BRI Danareksa Sekuritas, PT RHB Sekuritas Indonesia and PT UOB Kay Hian Sekuritas act as Underwriters and Arrangers.

Secara bersamaan, Perusahaan juga telah melakukan perjanjian *swap* suku bunga dan mata uang atas Seri B obligasi tersebut dari Rupiah menjadi Dolar Amerika Serikat pada setiap tanggal pembayaran bunga dan pokok.

Simultaneously, the Company has entered into cross currency-interest rate swap to fix the interest rate and currency of the Series B of the bonds from Rupiah to United States Dollar on every interest and principal payment date.

Perusahaan diwajibkan untuk memelihara rasio jumlah utang konsolidasian yang dikenakan bunga (tanpa memperhitungkan bagian utang berbasis *non-recourse*) dan ekuitas tidak lebih dari 1:1. Pinjaman *non-recourse* merupakan pinjaman CDI yang diperoleh dari PT Bank OCBC NISP Tbk dan pinjaman KCE yang diperoleh dari PT Bank Central Asia Tbk (Catatan 21).

The Company is required to maintain the following ratio of consolidated interest bearing liabilities (without considering the non-recourse borrowing) and equity shall not exceed 1:1. Non-recourse borrowing refers to CDI's borrowing obtained from PT Bank OCBC NISP Tbk and KCE's borrowing obtained from TP Bank Central Asia Tbk (Note 21).

– Obligasi Berkelanjutan IV Chandra Asri Petrochemical Tahap III Tahun 2023

– Chandra Asri Petrochemical Shelf Registration Bonds IV Phase III Year 2023

Pada tanggal 22 September 2023, Perusahaan melakukan penawaran umum atas Obligasi Berkelanjutan IV Chandra Asri Petrochemical Tahap III Tahun 2023 sebesar Rp 1 Triliun (setara dengan US$ 64.868 ribu).

On September 22, 2023, the Company made a Chandra Asri Petrochemical Shelf Registration Bonds IV Phase III public offering amounted to Rp 1 trillion (equivalent to US$ 64,868 thousand).

	31 Desember/ *December 31,* 2023	
	US$ '000	
Seri A (3 tahun)	23.448	Series A (3 years)
Seri B (5 tahun)	34.689	Series B (5 years)
Seri C (7 tahun)	6.731	Series C (7 years)
Bersih	64.868	Net
Biaya pinjaman yang belum diamortisasi	(411)	Unamortized transaction costs
Bagian jangka panjang	64.457	Long-term portion

Pelunasan Obligasi Seri A, Seri B, dan Seri C masing-masing akan dilakukan pada 27 September 2026, 27 September 2028, dan 27 September 2030.

Bond repayments of Series A, Series B, and Series C are due on September 27, 2026, September 27, 2028, and September 27, 2030 respectively.

Tingkat bunga per tahun untuk Seri A, Seri B, dan Seri C masing-masing sebesar 7,00%, 7,50%, dan 8,00%, yang dibayarkan setiap triwulan.

Annual interest rates of Series A, Series B, and Series C Bonds are 7.00%, 7.50%, and 8.00%, respectively that are paid on a quarterly basis.

Obligasi ini memperoleh pemeringkatan "AA-" dari PT Pemeringkat Efek Indonesia (PEFINDO) berdasarkan surat penegasan atas pemeringkatan tanggal 1 September 2023.

PT Kustodian Sentral Efek Indonesia bertindak sebagai agen pembayaran, PT Bank Tabungan Negara (Persero) Tbk sebagai Wali Amanat, PT BCA Sekuritas, PT BNI Sekuritas, PT BRI Danareksa Sekuritas, PT OCBC Sekuritas Indonesia dan PT UOB Kay Hian Sekuritas sebagai Penjamin Emisi dan Pelaksana Efek.

Secara bersamaan, Perusahaan juga telah melakukan perjanjian *swap* suku bunga dan mata uang atas Seri A dan Seri B obligasi tersebut dari Rupiah menjadi Dolar Amerika Serikat pada setiap tanggal pembayaran bunga dan pokok.

Perusahaan diwajibkan untuk memelihara rasio jumlah utang konsolidasian yang dikenakan bunga (tanpa memperhitungkan bagian utang berbasis *non-recourse*) dan ekuitas tidak lebih dari 1:1. Pinjaman *non-recourse* merupakan pinjaman CDI yang diperoleh dari PT Bank OCBC NISP Tbk dan pinjaman KCE yang diperoleh dari PT Bank Central Asia Tbk (Catatan 21).

The bond obtained a bond rating of "AA-" from PT Pemeringkat Efek Indonesia (PEFINDO) based on confirmation letter related to rating on September 1, 2023.

PT Kustodian Sentral Efek Indonesia acts as payment agent facility, PT Bank Tabungan Negara (Persero) Tbk acts as Trustee Agent, PT BCA Sekuritas, PT BNI Sekuritas, PT BRI Danareksa Sekuritas, PT OCBC Sekuritas Indonesia and PT UOB Kay Hian Sekuritas act as Underwriters and Arrangers.

Simultaneously, the Company has entered into cross currency-interest rate swap to fix the interest rate and currency of the Series A and Series B of the bonds from Rupiah to United States Dollar on every interest and principal payment date.

The Company is required to maintain the following ratio of consolidated interest bearing liabilities (without considering the non-recourse borrowing) and equity shall not exceed 1:1. Non-recourse borrowing refers to CDI's borrowing obtained from PT Bank OCBC NISP Tbk and KCE's borrowing obtained from TP Bank Central Asia Tbk (Note 21).

Obligasi Berkelanjutan III Chandra Asri Petrochemical

Pada tanggal 13 Agustus 2020, Perusahaan memperoleh pernyataan efektif dari OJK untuk menerbitkan Obligasi Berkelanjutan III Chandra Asri Petrochemical sebesar Rp 5 triliun (setara dengan US$ 336.089 ribu) (Catatan 1c). Dalam rangka Obligasi Chandra Asri Petrochemical Berkelanjutan III, Perusahaan telah menerbitkan:

- Obligasi Berkelanjutan III Chandra Asri Petrochemical Tahap I Tahun 2020

  Pada tanggal 26 Agustus 2020, Perusahaan melakukan penawaran umum atas Obligasi Berkelanjutan III Chandra Asri Petrochemical Tahap I sebesar Rp 1 triliun (setara dengan US$ 68.325 ribu).

Chandra Asri Petrochemical Shelf Registration Bonds III

On August 13, 2020, the Company obtained notice of effectivity from OJK to issue Chandra Asri Petrochemical Shelf Registration Bonds III with maximum amount of Rp 5 trillion (equivalent to US$ 336,089 thousand) (Note 1c). In relation to Chandra Asri Petrochemical Shelf Registration Bonds III, the Company has issued:

- Chandra Asri Petrochemical Shelf Registration Bonds III Phase I Year 2020

  On August 26, 2020, the Company made a Chandra Asri Petrochemical Shelf Registration Bonds III Phase I public offering amounted to Rp 1 trillion (equivalent to US$ 68,325 thousand).

	31 Desember/ *December 31,* 2023	31 Desember/ *December 31,* 2022	
	US$ '000	US$ '000	
Seri A (3 tahun)	-	33.615	Series A (3 years)
Seri B (5 tahun)	23.203	22.739	Series B (5 years)
Seri C (7 tahun)	7.362	7.215	Series C (7 years)
Jumlah	30.565	63.569	Total
Biaya pinjaman yang belum diamortisasi	(104)	(196)	Unamortized transaction costs
Bersih	30.461	63.373	Net
Dikurangi bagian yang jatuh tempo dalam satu tahun	-	(33.615)	Less current maturity
Bagian jangka panjang	30.461	29.758	Long-term portion

Pelunasan Obligasi Seri A telah dilakukan pada 26 Agustus 2023. Pelunasan Obligasi Seri B dan Seri C masing-masing akan dilakukan pada 26 Agustus 2025 dan 26 Agustus 2027.

Bond repayments of Series A were done on August 26, 2023. Series B and Series C are due on August 26, 2025 and August 26, 2027, respectively.

Tingkat bunga per tahun untuk Seri A, Seri B dan Seri C masing-masing sebesar 8,20%, 8,70% dan 9,20% yang dibayarkan setiap triwulan.

Annual interest rates of Series A, Series B and Series C Bonds are 8.20%, 8.70% and 9.20%, respectively that are paid on a quarterly basis.

Obligasi ini memperoleh pemeringkatan "AA-" dari PT Pemeringkat Efek Indonesia (PEFINDO) berdasarkan surat penegasan atas pemeringkatan tanggal 1 September 2023.

The bond obtained a bond rating of "AA-" from PT Pemeringkat Efek Indonesia (PEFINDO) based on confirmation letter related to rating on September 1, 2023.

PT Kustodian Sentral Efek Indonesia bertindak sebagai agen pembayaran, PT Bank Tabungan Negara (Persero) Tbk sebagai Wali Amanat, PT BCA Sekuritas dan PT Mandiri Sekuritas sebagai Penjamin Emisi dan Pelaksana Efek.

PT Kustodian Sentral Efek Indonesia acts as payment agent facility, PT Bank Tabungan Negara (Persero) Tbk acts as Trustee Agent, PT BCA Sekuritas and PT Mandiri Sekuritas act as Underwriters and Arrangers.

Secara bersamaan, Perusahaan juga telah melakukan perjanjian *swap* suku bunga dan mata uang atas Seri B dan Seri C obligasi tersebut dari Rupiah menjadi Dolar Amerika Serikat pada setiap tanggal pembayaran bunga dan pokok.

Simultaneously, the Company has entered into cross currency-interest rate swap to fix the interest rate and currency of the Series B and Series C of the bonds from Rupiah to United States Dollar on every interest and principal payment date.

- Obligasi Berkelanjutan III Chandra Asri Petrochemical Tahap II Tahun 2020

- Chandra Asri Petrochemical Shelf Registration Bonds III Phase II Year 2020

Pada tanggal 5 November 2020, Perusahaan melakukan penawaran umum atas Obligasi Berkelanjutan III Chandra Asri Petrochemical Tahap II Tahun 2020 sebesar Rp 600 miliar (setara dengan US$ 40.358 ribu).

On November 5, 2020, the Company made a Chandra Asri Petrochemical Shelf Registration Bonds III Phase II Year 2020 public offering amounted to Rp 600 billion (equivalent to US$ 40,358 thousand).

	31 Desember/ *December 31,* 2022 US$ '000	
Nilai nominal	38.141	Principal amount
Biaya pinjaman yang belum diamortisasi	(93)	Unamortized transaction costs
Bersih	38.048	Net
Dikurangi bagian yang jatuh tempo dalam satu tahun	(38.048)	Less current maturity
Bagian jangka panjang	-	Long-term portion

Tingkat bunga per tahun sebesar 8,20% yang dibayarkan setiap triwulan.

Annual interest rates of this bonds are 8.20% that are paid on a quarterly basis.

PT Kustodian Sentral Efek Indonesia bertindak sebagai agen pembayaran, PT Bank Tabungan Negara (Persero) Tbk sebagai Wali Amanat, PT Trimegah Sekuritas Indonesia Tbk dan PT CIMB Niaga Sekuritas sebagai Penjamin Emisi dan Pelaksana Efek.

PT Kustodian Sentral Efek Indonesia acts as payment agent facility, PT Bank Tabungan Negara (Persero) Tbk acts as Trustee Agent, PT Trimegah Sekuritas Indonesia Tbk and PT CIMB Niaga Sekuritas act as Underwriters and Arrangers.

Secara bersamaan, Perusahaan juga telah melakukan perjanjian *swap* suku bunga dan mata uang atas obligasi tersebut dari Rupiah menjadi Dolar Amerika Serikat pada setiap tanggal pembayaran bunga dan pokok.

Simultaneously, the Company has entered into cross currency-interest rate swap to fix the interest rate and currency of the bonds from Rupiah to United States Dollar on every interest and principal payment date.

Obligasi ini telah dilunasi seluruhnya pada 4 November 2023.

The Bonds has been fully repaid on November 4, 2023.

- Obligasi Berkelanjutan III Chandra Asri Petrochemical Tahap III Tahun 2021

  Pada tanggal 16 April 2021, Perusahaan melakukan penawaran umum atas Obligasi Berkelanjutan III Chandra Asri Petrochemical Tahap III sebesar Rp 1 triliun (setara dengan US$ 68.339 ribu).

- Chandra Asri Petrochemical Shelf Registration Bonds III Phase III Year 2021

  On April 16, 2021, the Company made a Chandra Asri Petrochemical Shelf Registration Bonds III Phase III public offering amounted to Rp 1 trillion (equivalent to US$ 68,339 thousand).

	31 Desember/ *December 31,* 2023	31 Desember/ *December 31,* 2022	
	US$ '000	US$ '000	
Seri A (3 tahun)	3.243	3.178	Series A (3 years)
Seri B (5 tahun)	38.139	37.375	Series B (5 years)
Seri C (7 tahun)	23.485	23.015	Series C (7 years)
Jumlah	64.867	63.568	Total
Biaya pinjaman yang belum diamortisasi	(311)	(289)	Unamortized transaction costs
Bersih	64.556	63.279	Net
Dikurangi bagian yang jatuh tempo dalam satu tahun	(3.243)	-	Less current maturity
Bagian jangka panjang	61.313	63.279	Long-term portion

Pelunasan Obligasi Seri A, Seri B dan Seri C masing-masing akan dilakukan pada 15 April 2024, 15 April 2026 dan 15 April 2028.

Bond repayments of Series A, Series B and Series C are due on April 15, 2024, April 15, 2026 and April 15, 2028, respectively.

Tingkat bunga per tahun untuk Seri A, Seri B dan Seri C masing-masing sebesar 7,80%, 8,50% dan 9,00% yang dibayarkan setiap triwulan.

Annual interest rates of Series A, Series B and Series C Bonds are 7.80%, 8.50% and 9.00%, respectively that are paid on a quarterly basis.

Obligasi ini memperoleh pemeringkatan "AA-" dari PT Pemeringkat Efek Indonesia (PEFINDO) berdasarkan surat penegasan atas pemeringkatan tanggal 1 September 2023.

The bond obtained a bond rating of "AA-" from PT Pemeringkat Efek Indonesia (PEFINDO) based on confirmation letter related to rating on September 1, 2023.

PT Kustodian Sentral Efek Indonesia bertindak sebagai agen pembayaran, PT Bank Tabungan Negara (Persero) Tbk sebagai Wali Amanat, PT Bahana Sekuritas sebagai agen penjualan, PT BCA Sekuritas dan PT DBS Vickers Sekuritas Indonesia sebagai Penjamin Emisi dan Pelaksana Efek.

PT Kustodian Sentral Efek Indonesia acts as payment agent facility, PT Bank Tabungan Negara (Persero) Tbk acts as Trustee Agent, PT Bahana Sekuritas as securities brokerage, PT BCA Sekuritas and PT DBS Vickers Sekuritas Indonesia act as Underwriters and Arrangers.

Secara bersamaan, Perusahaan juga telah melakukan perjanjian *swap* suku bunga dan mata uang atas obligasi tersebut dari Rupiah menjadi Dolar Amerika Serikat pada setiap tanggal pembayaran bunga dan pokok.

Simultaneously, the Company has entered into cross currency-interest rate swap to fix the interest rate and currency of the bonds from Rupiah to United States Dollar on every interest and principal payment date.

- Obligasi Berkelanjutan III Chandra Asri Petrochemical Tahap IV Tahun 2021

  Pada tanggal 1 November 2021, Perusahaan melakukan penawaran umum atas Obligasi Berkelanjutan III Chandra Asri Petrochemical Tahap IV sebesar Rp 1 triliun (setara dengan US$ 69.828 ribu).

- Chandra Asri Petrochemical Shelf Registration Bonds III Phase IV Year 2021

  On November 1, 2021, the Company made a Chandra Asri Petrochemical Shelf Registration Bonds III Phase IV public offering amounted to Rp 1 trillion (equivalent to US$ 69,828 thousand).

	31 Desember/ *December 31,* 2023	31 Desember/ *December 31,* 2022	
	US$ '000	US$ '000	
Seri A (5 tahun)	17.316	16.970	Series A (5 years)
Seri B (7 tahun)	37.721	36.965	Series B (7 years)
Seri C (10 tahun)	9.831	9.634	Series C (10 years)
Jumlah	64.868	63.569	Total
Biaya pinjaman yang belum diamortisasi	(494)	(526)	Unamortized transaction costs
Bersih	64.374	63.043	Net

Pelunasan Obligasi Seri A, Seri B dan Seri C masing-masing akan dilakukan pada 29 Oktober 2026, 29 Oktober 2028 dan 29 Oktober 2031.

Bond repayments of Series A, Series B and Series C are due on October 29, 2026, October 29, 2028 and October 29, 2031, respectively.

Tingkat bunga per tahun untuk Seri A, Seri B dan Seri C masing-masing sebesar 7,20%, 8,20% dan 9,00% yang dibayarkan setiap triwulan.

Annual interest rates of Series A, Series B and Series C Bonds are 7.20%, 8.20% and 9.00%, respectively that are paid on a quarterly basis.

Obligasi ini memperoleh pemeringkatan "AA-" dari PT Pemeringkat Efek Indonesia (PEFINDO) berdasarkan surat penegasan atas pemeringkatan tanggal 1 September 2023.

The bond obtained a bond rating of "AA-" from PT Pemeringkat Efek Indonesia (PEFINDO) based on confirmation letter related to rating on September 1, 2023.

PT Kustodian Sentral Efek Indonesia bertindak sebagai agen pembayaran, PT Bank Tabungan Negara (Persero) Tbk sebagai Wali Amanat, PT BCA Sekuritas, PT BNI Sekuritas, PT Shinhan Sekuritas Indonesia dan PT Sinarmas Sekuritas sebagai Penjamin Emisi dan Pelaksana Efek.

PT Kustodian Sentral Efek Indonesia acts as payment agent facility, PT Bank Tabungan Negara (Persero) Tbk acts as Trustee Agent, PT BCA Sekuritas, PT BNI Sekuritas, PT Shinhan Sekuritas Indonesia and PT Sinarmas Sekuritas act as Underwriters and Arrangers.

Secara bersamaan, Perusahaan juga telah melakukan perjanjian *swap* suku bunga dan mata uang atas obligasi tersebut dari Rupiah menjadi Dolar Amerika Serikat pada setiap tanggal pembayaran bunga dan pokok.

Simultaneously, the Company has entered into cross currency-interest rate swap to fix the interest rate and currency of the obligation from Rupiah to United States Dollar on every interest and principal payment date.

- Obligasi Berkelanjutan III Chandra Asri Petrochemical Tahap V Tahun 2022

- Chandra Asri Petrochemical Shelf Registration Bonds III Phase V Year 2022

Pada tanggal 9 Maret 2022, Perusahaan melakukan penawaran umum atas Obligasi Berkelanjutan III Chandra Asri Petrochemical Tahap V sebesar Rp 1,4 triliun (setara dengan US$ 97.568 ribu).

On March 9, 2022, the Company made a Chandra Asri Petrochemical Shelf Registration Bonds III Phase V public offering amounted to Rp 1.4 trillion (equivalent to US$ 97,568 thousand).

	31 Desember/ *December 31,* 2023	31 Desember/ *December 31,* 2022	
	US$ '000	US$ '000	
Seri A (5 tahun)	55.786	54.669	Series A (5 years)
Seri B (7 tahun)	19.460	19.071	Series B (7 years)
Seri C (10 tahun)	15.568	15.257	Series C (10 years)
Jumlah	90.814	88.997	Total
Biaya pinjaman yang belum diamortisasi	(453)	(499)	Unamortized transaction costs
Bagian jangka panjang	90.361	88.498	Long-term portion

Pelunasan Obligasi Seri A, Seri B dan Seri C masing-masing akan dilakukan pada 8 Maret 2027, 8 Maret 2029 dan 8 Maret 2032.

Bond repayments of Series A, Series B and Series C are due on March 8, 2027, March 8, 2029 and March 8, 2032, respectively.

Tingkat bunga per tahun untuk Seri A, Seri B dan Seri C masing-masing sebesar 7,20%, 8,10% dan 8,80% yang dibayarkan setiap triwulan.

Annual interest rates of Series A, Series B and Series C Bonds are 7.20%, 8.10% and 8.80%, respectively that are paid on a quarterly basis.

Obligasi ini memperoleh pemeringkatan "AA-" dari PT Pemeringkat Efek Indonesia (PEFINDO) berdasarkan surat penegasan atas pemeringkatan tanggal 1 September 2023.

The bond obtained a bond rating of "AA-" from PT Pemeringkat Efek Indonesia (PEFINDO) based on confirmation letter related to rating on September 1, 2023.

PT Kustodian Sentral Efek Indonesia bertindak sebagai agen pembayaran, PT Bank Tabungan Negara (Persero) Tbk sebagai Wali Amanat, PT BCA Sekuritas, PT BNI Sekuritas, PT BRI Danareksa Sekuritas, PT CIMB Niaga Sekuritas dan PT DBS Vickers Sekuritas Indonesia sebagai Penjamin Emisi dan Pelaksana Efek.

PT Kustodian Sentral Efek Indonesia acts as payment agent facility, PT Bank Tabungan Negara (Persero) Tbk acts as Trustee Agent, PT BCA Sekuritas, PT BNI Sekuritas, PT BRI Danareksa Sekuritas, PT CIMB Niaga Sekuritas and PT DBS Vickers Sekuritas Indonesia act as Underwriters and Arrangers.

Secara bersamaan, Perusahaan juga telah melakukan perjanjian *swap* suku bunga dan mata uang atas obligasi tersebut dari Rupiah menjadi Dolar Amerika Serikat pada setiap tanggal pembayaran bunga dan pokok.

Perjanjian ini mencakup persyaratan tertentu yang membatasi Perusahaan untuk tidak melakukan hal-hal tertentu yang tercantum dalam perjanjian.

Perusahaan diwajibkan untuk memelihara rasio jumlah utang konsolidasian yang dikenakan bunga dan ekuitas tidak lebih dari 1:1.

Simultaneously, the Company has entered into cross currency-interest rate swap to fix the interest rate and currency of the obligation from Rupiah to United States Dollar on every interest and principal payment date.

The agreement contains certain covenants that restrict the Company in performing certain acts as stated in the agreement.

The Company is required to maintain the following ratio of consolidated interest bearing liabilities and equity shall not exceed 1:1.

Obligasi Berkelanjutan II Chandra Asri Petrochemical

Pada tanggal 13 Desember 2018, Perusahaan memperoleh pernyataan efektif dari OJK untuk menerbitkan Obligasi Berkelanjutan II Chandra Asri Petrochemical sebesar Rp 2 triliun (setara dengan US$ 137.589 ribu) (Catatan 1c). Dalam rangka Obligasi Chandra Asri Petrochemical Berkelanjutan II, Perusahaan telah menerbitkan:

- Obligasi Berkelanjutan II Chandra Asri Petrochemical Tahap II Tahun 2019

  Pada tanggal 24 Mei 2019, Perusahaan melakukan penawaran umum atas Obligasi Berkelanjutan II Chandra Asri Petrochemical Tahap II Tahun 2019 sebesar Rp 750 miliar (setara dengan US$ 53.953 ribu). Tingkat bunga per tahun sebesar 9,5% yang dibayarkan setiap triwulan.

  Pelunasan Obligasi telah dilakukan pada 29 Mei 2022.

  PT Kustodian Sentral Efek Indonesia bertindak sebagai agen pembayaran, PT Bank Tabungan Negara (Persero) Tbk sebagai Wali Amanat, PT BCA Sekuritas dan PT Mandiri Sekuritas sebagai Penjamin Emisi dan Pelaksana Efek.

- Obligasi Berkelanjutan II Chandra Asri Petrochemical Tahap III Tahun 2020

  Pada tanggal 7 Februari 2020, Perusahaan melakukan penawaran umum atas Obligasi Berkelanjutan II Chandra Asri Petrochemical Tahap III sebesar Rp 750 miliar (setara dengan US$ 54.829 ribu).

Chandra Asri Petrochemical Shelf Registration Bonds II

On December 13, 2018, the Company obtained notice of effectivity from OJK to issue Chandra Asri Petrochemical Shelf Registration Bonds II with maximum amount of Rp 2 trillion (equivalent to US$ 137,589 thousand) (Note 1c). In relation to Chandra Asri Petrochemical Shelf Registration Bonds II, the Company has issued:

- Chandra Asri Petrochemical Shelf Registration Bonds II Phase II Year 2019

  On May 24, 2019, the Company made a Chandra Asri Petrochemical Shelf Registration Bonds II Phase II Year 2019 public offering amounted to Rp 750 billion (equivalent to US$ 53,953 thousand). Annual interest rate is 9.5%, that is paid on a quarterly basis.

  Bond repayments have been done on May 29, 2022.

  PT Kustodian Sentral Efek Indonesia acts as payment agent facility, PT Bank Tabungan Negara (Persero) Tbk acts as Trustee Agent, PT BCA Sekuritas and PT Mandiri Sekuritas act as Underwriters and Arrangers.

- Chandra Asri Petrochemical Shelf Registration Bonds II Phase III Year 2020

  On February 7, 2020, the Company made a Chandra Asri Petrochemical Shelf Registration Bonds II Phase III public offering amounted to Rp 750 billion (equivalent to US$ 54,829 thousand).

	31 Desember/ *December 31,* 2023	31 Desember/ *December 31,* 2022	
	US$ '000	US$ '000	
Nilai nominal	48.651	47.677	Principal amount
Biaya pinjaman yang belum diamortisasi	(86)	(158)	Unamortized transaction costs
Bersih	48.565	47.519	Net

Pelunasan Obligasi akan dilakukan pada 12 Februari 2025. Tingkat bunga per tahun sebesar 8,70% yang dibayarkan setiap triwulan.

Bond repayments are due on February 12, 2025. Annual interest rate is 8.70%, that is paid on a quarterly basis.

Obligasi ini memperoleh pemeringkatan "AA-" dari PT Pemeringkat Efek Indonesia (PEFINDO) berdasarkan surat penegasan atas pemeringkatan tanggal 1 September 2023.

PT Kustodian Sentral Efek Indonesia bertindak sebagai agen pembayaran, PT Bank Tabungan Negara (Persero) Tbk sebagai Wali Amanat, PT BCA Sekuritas dan PT Mandiri Sekuritas sebagai Penjamin Emisi dan Pelaksana Efek.

Secara bersamaan, Perusahaan juga telah melakukan perjanjian *swap* suku bunga dan mata uang atas obligasi tersebut dari Rupiah menjadi Dolar Amerika Serikat setiap tanggal pembayaran bunga dan pokok.

Perjanjian ini mencakup persyaratan tertentu yang membatasi Perusahaan untuk tidak melakukan hal-hal tertentu yang tercantum dalam perjanjian.

Perusahaan diwajibkan untuk memelihara rasio jumlah utang konsolidasian yang dikenakan bunga dan Ekuitas tidak lebih dari 1:1.

The bond obtained a bond rating of "AA-" from PT Pemeringkat Efek Indonesia (PEFINDO) based on confirmation letter related to rating on September 1, 2023.

PT Kustodian Sentral Efek Indonesia acts as payment agent facility, PT Bank Tabungan Negara (Persero) Tbk acts as Trustee Agent, PT BCA Sekuritas and PT Mandiri Sekuritas act as Underwriters and Arrangers.

Simultaneously, the Company has entered into cross currency-interest rate swap to fix the interest rate and currency of the obligation from Rupiah to United States Dollar on every interest and principal payment date.

The agreement contains certain covenants that restrict the Company in performing certain acts as stated in the agreement.

The Company is required to maintain the following ratio of consolidated interest bearing liabilities and Equity shall not exceed 1:1.

Obligasi Berkelanjutan I Chandra Asri Petrochemical

Pada tanggal 4 Desember 2017, Perusahaan memperoleh pernyataan efektif dari OJK untuk menerbitkan Obligasi Chandra Asri Petrochemical Berkelanjutan I sebanyak-banyaknya sebesar Rp 1 triliun (setara dengan US$ 73.926 ribu) (Catatan 1c). Dalam rangka Obligasi Chandra Asri Petrochemical Berkelanjutan I, Perusahaan telah menerbitkan:

- Obligasi Berkelanjutan I Chandra Asri Petrochemical Tahap I Tahun 2017

  Pada tanggal 12 Desember 2017, Perusahaan melakukan penawaran umum atas Obligasi Berkelanjutan I Chandra Asri Petrochemical Tahap I dengan menerbitkan Obligasi Seri A sebesar Rp 150 miliar (setara dengan US$ 11.038 ribu), Seri B sebesar Rp 120,25 miliar (setara dengan US$ 8.849 ribu) dan Seri C sebesar Rp 229,75 miliar (setara dengan US$ 16.907 ribu).

Chandra Asri Petrochemical Shelf Registration Bonds I

On December 4, 2017, the Company obtained notice of effectivity from OJK to issue Chandra Asri Petrochemical Shelf Registration Bonds I with maximum amount of Rp 1 trillion (equivalent to US$ 73,926 thousand) (Note 1c). In relation to Chandra Asri Petrochemical Shelf Registration Bonds I, the Company has issued:

- Chandra Asri Petrochemical Shelf Registration Bonds I Phase I Year 2017

  On December 12, 2017, the Company made a Chandra Asri Petrochemical Shelf Registration Bonds I Phase I public offering with issuance of Series A Bonds amounted to Rp 150 billion (equivalent to US$ 11,038 thousand), Series B amounting to Rp 120.25 billion (equivalent to US$ 8,849 thousand) and Series C amounting to Rp 229.75 billion (equivalent to US$ 16,907 thousand).

	31 Desember/ *December 31,* 2023	31 Desember/ *December 31,* 2022	
	US$ '000	US$ '000	
Seri C (7 tahun)	14.903	14.605	Series C (7 years)
Biaya pinjaman yang belum diamortisasi	(69)	(126)	Unamortized transaction costs
Bersih	14.834	14.479	Net
Dikurangi bagian yang jatuh tempo dalam satu tahun	(14.834)	-	Less current maturity
Bagian jangka panjang	-	14.479	Long-term portion

Pelunasan Obligasi Seri B telah dilakukan pada tanggal 12 Desember 2022, sementara pelunasan Seri C akan dilakukan pada tanggal 12 Desember 2024.

Tingkat bunga per tahun untuk Seri B dan Seri C masing-masing sebesar 9,10% dan 9,75% yang dibayarkan setiap triwulan.

Obligasi ini memperoleh pemeringkatan "AA-" dari PT Pemeringkat Efek Indonesia (PEFINDO) berdasarkan surat penegasan atas pemeringkatan tanggal 1 September 2023.

Pinjaman ini dijamin dengan fidusia mesin milik Perusahaan.

Bonds repayment of Series B has been done on December 12, 2022, while the bond repayments of Series C due on December 12, 2024.

Annual interest rates of Series B and Series C Bonds are 9.10% and 9.75%, respectively that are paid on a quarterly basis.

The bond obtained a bond rating of "AA-" from PT Pemeringkat Efek Indonesia (PEFINDO) based on confirmation letter related to rating on September 1, 2023.

The facility is secured by fiduciary machineries owned by the Company.

- Obligasi Berkelanjutan I Chandra Asri Petrochemical Tahap II Tahun 2018

Pada tanggal 2 Maret 2018, Perusahaan melakukan penawaran umum atas Obligasi Chandra Asri Petrochemical Berkelanjutan I Tahap II Tahun 2018 dengan menerbitkan Obligasi Seri A sebesar Rp 100 miliar (setara dengan US$ 7.275 ribu), Seri B sebesar Rp 100 miliar (setara dengan US$ 7.275 ribu) dan Seri C sebesar Rp 300 miliar (setara dengan US$ 21.825 ribu).

- Chandra Asri Petrochemical Shelf Registration Bonds I Phase II Year 2018

On March 2, 2018, the Company made a Chandra Asri Petrochemical Shelf Registration Bonds I Phase II Year 2018 public offering with issuance of Series A Bonds amounted to Rp 100 billion (equivalent to US$ 7,275 thousand), Series B amounted to Rp 100 billion (equivalent to US$ 7,275 thousand) and Series C amounted to Rp 300 billion (equivalent to US$ 21,825 thousand).

	31 Desember/ *December 31,* 2023 US$ '000	31 Desember/ *December 31,* 2022 US$ '000	
Seri B (5 tahun)	-	6.357	Series B (5 years)
Seri C (7 tahun)	19.460	19.071	Series C (7 years)
Jumlah	19.460	25.428	Total
Biaya perolehan pinjaman yang belum diamortisasi	(147)	(190)	Unamortized transaction costs
Bersih	19.313	25.238	Net
Dikurangi bagian yang jatuh tempo dalam satu tahun	-	(6.357)	Less current maturity
Bagian jangka panjang	19.313	18.881	Long-term portion

Pelunasan Obligasi Seri B telah dilakukan pada tanggal 1 Maret 2023 sementara pelunasan Seri C akan dilakukan pada tanggal 1 Maret 2025.

Tingkat bunga per tahun untuk Obligasi Seri B dan Seri C masing-masing sebesar 8,25% dan 9,00% yang dibayarkan setiap triwulan.

Obligasi ini memperoleh pemeringkatan "AA-" dari PT Pemeringkat Efek Indonesia (PEFINDO) berdasarkan surat penegasan atas pemeringkatan tanggal 1 September 2023.

Pinjaman ini dijamin dengan 2 bidang tanah di Kelurahan Gunung Sugih dan fidusia mesin milik Perusahaan.

Bonds repayment of Series B has been done on March 1, 2023 while the bond repayments of Series C due on March 1, 2025.

Annual interest rates of Series B and Series C Bonds are 8.25% and 9.00%, respectively that are paid on a quarterly basis.

The bond obtained a bond rating of "AA-" from PT Pemeringkat Efek Indonesia (PEFINDO) based on confirmation letter related to rating on September 1, 2023.

The facility is secured by, among others, 2 Land Mortgages at Kelurahan Gunung Sugih and fiduciary machineries owned by the Company.

Secara bersamaan, Perusahaan juga telah melakukan perjanjian *swap* suku bunga dan mata uang atas obligasi tersebut dari Rupiah menjadi Dolar Amerika Serikat pada setiap tanggal pembayaran bunga dan pokok.

Simultaneously, the Company has entered into cross currency-interest swap to fix the interest rate and currency of the bonds from Rupiah to United States Dollar on every interest and principal payment date.

PT Kustodian Sentral Efek Indonesia bertindak sebagai agen pembayaran, PT Bank Tabungan Negara (Persero) Tbk sebagai Wali Amanat, PT BCA Sekuritas dan PT DBS Vickers Sekuritas Indonesia sebagai Penjamin Emisi dan Pelaksana Efek.

PT Kustodian Sentral Efek Indonesia acts as payment agent facility, PT Bank Tabungan Negara (Persero) Tbk acts as Trustee Agent, PT BCA Sekuritas and PT DBS Vickers Sekuritas Indonesia act as Underwriters and Arrangers.

Dana yang diperoleh dari pinjaman sebagian digunakan untuk pelunasan pinjaman jangka panjang.

Proceeds from bonds were utilized to partially refinance the outstanding long-term loan.

Perjanjian ini mencakup persyaratan tertentu yang membatasi Perusahaan untuk tidak melakukan hal-hal tertentu yang tercantum dalam perjanjian.

The agreement contains certain covenants that restrict the Company in performing certain acts as stated in the agreement.

Perusahaan diwajibkan untuk memelihara rasio jumlah utang konsolidasian yang dikenakan bunga dan Ekuitas tidak lebih dari 1:1.

The Company is required to maintain the following ratio of consolidated interest bearing liabilities and Equity shall not exceed 1:1.

Pada 31 Desember 2023 dan 2022, Perusahaan telah memenuhi syarat dan kondisi yang ditetapkan seluruh utang obligasi.

As of December 31, 2023 and 2022, the Company is in compliance with the terms and conditions of all the bonds payable.

23. LIABILITAS IMBALAN KERJA

23. EMPLOYEE BENEFITS OBLIGATION

a. Program Pensiun Iuran Pasti

a. Contributory Pension Plan

Perusahaan dan CAP2

Company and CAP2

Perusahaan dan CAP2 menyelenggarakan program pensiun iuran pasti untuk seluruh karyawan tetap yang dikelola oleh PT Asuransi Jiwa Manulife Indonesia, Dana Pensiun Lembaga Keuangan. Iuran ini berasal dari 4% gaji pokok yang dibayarkan karyawan, sedangkan sisanya sebesar 7,5% dibayarkan oleh Perusahaan untuk gaji pokok maksimum Rp 5.000 ribu per bulan.

The Company and CAP2 provide contributory pension plan for all of their permanent employees, which is managed by PT Asuransi Jiwa Manulife Indonesia, Trustee-Administrated Fund. Contribution to the pension plan consists of a payment of 4% of basic salary paid by the employee, and 7.5% contributed by the Company for the maximum basic salary of Rp 5,000 thousand per month.

KCE

KCE

Program pensiun KCE tersebut dikelola oleh Dana Pensiun Krakatau Steel ("DPKS"), pihak berelasi, yang didirikan berdasarkan Surat Keputusan Menteri Keuangan No. KEP-121/KM.17/1998 tanggal 16 Maret 1998.

The pension plan of KCE is managed by Dana Pensiun Krakatau Steel ("DPKS"), a related party, which was established based on the Minister of Finance Decision Letter No. KEP-121/KM.17/1998 dated March 16, 1998.

Pada tanggal 19 Juni 2020, PT Krakatau Steel (Persero) Tbk ("PT KS") dan perhimpunan pensiunan menandatangani nota kesepakatan yang menyetujui perubahan Peraturan Dana Pensiun di DPKS sehubungan dengan penghapusan kenaikan manfaat sebesar 5% per tahun. Perubahan program pensiun manfaat pasti ini telah disahkan oleh Otoritas Jasa Keuangan ("OJK") pada tanggal 27 November 2020.

On June 19, 2020, PT Krakatau Steel (Persero) Tbk ("PT KS") and pensioners association entered into a memorandum of understanding which agreed to amend Pension Fund Regulations in DPKS relating to the removal of the increment rate of 5% per annum. The changes in the defined benefit pension program have been ratified by Financial Services Authority ("OJK") on November 27, 2020.

Akumulasi iuran pensiun Grup yang timbul dari program pensiun iuran pasti adalah sebesar US$ 3.836 ribu pada 31 Desember 2023 (31 Desember 2022: US$ 3.566 ribu).

The Group's accumulated pension expense arising from the contributory pension plan amounted to US$ 3,836 thousand as of December 31, 2023 (December 31, 2022: US$ 3,566 thousand).

b. Program Pensiun Imbalan Pasti

b. Defined Benefit Pension Plan

Grup menghitung dan membukukan imbalan kerja imbalan pasti untuk karyawan yang berhak sesuai dengan Undang-Undang Ketenagakerjaan No. 13/2003 tanggal 25 Maret 2003. Jumlah karyawan yang berhak atas imbalan kerja tersebut sebanyak 2.122 pada tanggal 31 Desember 2023 (31 Desember 2022: 1.898).

The Group calculates and records estimated defined employment benefits for its qualifying employees in accordance with Labor Law No. 13/2003 dated March 25, 2003. The number of employees entitled to the benefits is 2,122 as of December 31, 2023 (December 31, 2022: 1,898).

Program pensiun imbalan pasti memberikan eksposur Grup terhadap risiko aktuarial seperti risiko tingkat bunga dan risiko gaji.

The defined benefit pension plan typically expose the Group to actuarial risks such as interest rate risk and salary risk.

Risiko Tingkat Bunga

Penurunan suku bunga obligasi akan meningkatkan liabilitas program; namun, sebagian akan di*offset* (saling hapus) oleh peningkatan imbal hasil atas investasi instrumen utang.

Interest Risk

A decrease in the bond interest rate will increase the plan liability; however, this will be partially offset by an increase in the return on the plan's debt investments.

Risiko Gaji

Nilai kini kewajiban imbalan pasti dihitung dengan mengacu pada gaji masa depan peserta program. Dengan demikian, kenaikan gaji peserta program akan meningkatkan liabilitas program itu.

Salary Risk

The present value of the defined benefit plan liability is calculated by reference to the future salaries of plan participants. As such, an increase in the salary of the plan participants will increase the plan's liability.

Beban imbalan pasti yang diakui di penghasilan komprehensif adalah sebagai berikut:

Amounts recognized in comprehensive income in respect of the defined benefit pension plan are as follows:

	2023 US$ '000	2022 US$ '000	
Biaya jasa:			Service costs:
Biaya jasa kini	3.100	2.785	Current service costs
Biaya bunga - bersih	2.796	2.261	Interest costs - net
Kerugian aktuaria untuk imbalan jangka panjang lain	14	-	Actuarial loss on other long term benefit
Komponen dari biaya imbalan pasti yang diakui dalam laba rugi	5.910	5.046	Components of defined benefit costs recognised in profit or loss
Pengukuran kembali liabilitas imbalan pasti - neto:			Remeasurement on the net defined benefit liability:
Keuntungan dan kerugian aktuarial yang timbul dari perubahan asumsi	1.117	(167)	Actuarial gains and losses arising from changes in assumptions
Jumlah	7.027	4.879	Total

Beban dicatat sebagai bagian dari beban gaji, tunjangan dan kesejahteraan karyawan, pada beban umum dan administrasi.

Expenses are included in salaries, allowance and employee benefits expenses, under the general and administrative expenses.

Liabilitas Grup sehubungan dengan program pensiun imbalan pasti yang termasuk dalam laporan posisi keuangan konsolidasian adalah sebagai berikut:

The amounts included in the consolidated statement of financial position arising from the Group's obligation in respect of the defined benefits plans are as follows:

	31 Desember/ *December 31,* 2023	31 Desember/ *December 31,* 2022	
	US$ '000	US$ '000	
Nilai kini kewajiban yang didanai dan tidak didanai	51.117	36.701	Present value of funded and unfunded obligations
Nilai wajar aset program	(4.760)	-	Fair value of plan assets
Liabilitas bersih yang timbul dari kewajiban imbalan pasti	46.357	36.701	Net liability arising from defined benefit obligation

Mutasi nilai kini kewajiban imbalan pasti adalah sebagai berikut:

Movements in the present value of the defined benefits obligation are as follows:

	31 Desember/ *December 31,* 2023	31 Desember/ *December 31,* 2022	
	US$ '000	US$ '000	
Kewajiban imbalan pasti - awal	36.701	38.447	Opening defined benefit obligation
Penambahan sehubungan dengan akuisisi entitas anak	9.760	-	Addition related to acquisition of subsidiary
Biaya jasa kini	3.100	2.785	Current service costs
Biaya bunga - bersih	3.138	2.261	Interest costs - net
Pengukuran kembali			Remeasurement (gains/losses):
Kerugian dan keuntungan aktuarial yang timbul dari perubahan asumsi	1.038	(167)	Actuarial gains and losses arising from changes in assumptions
Pembayaran manfaat	(3.258)	(3.110)	Benefits paid
Cash transfer	(13)	-	Cash transfer
Iuran karyawan	2	-	Employee contribution
Selisih kurs atas program dalam valuta asing	649	(3.515)	Exchange differences on foreign currency plans
Kewajiban imbalan pasti - akhir	51.117	36.701	Closing defined benefits obligation

Mutasi nilai wajar dari aset program adalah sebagai berikut:

Movements in the fair value of the plan assets are as follows:

	31 Desember/ *December 31,* 2023	
	US$ '000	
Nilai wajar aset program - awal	-	Opening fair value of plan assets
Penambahan atas akuisisi entitas anak	4.869	Addition related to acquisition of subsidiary
Penghasilan bunga	341	Interest income
Pengukuran kembali kerugian:		Remeasurement loss:
Imbal hasil aset program (tidak termasuk jumlah yang dimasukkan dalam beban bunga neto)	(93)	Return on plan assets (excluding amounts included in net interest expense
Kontribusi pemberi kerja	439	Contributions from the employer
Kontribusi dari peserta program	2	Contributions from plan participants
Pembayaran manfaat	(776)	Benefits paid
Selisih kurs atas program dalam valuta asing	(22)	Exchange differences on foreign plans
Nilai wajar aset program - akhir	4.760	Closing fair value of plan assets

Kategori utama aset program adalah sebagai berikut:

The major categories of plan assets are as follows:

	31 Desember/ *December 31,* 2023	
	US$ '000	
Instrumen utang	2.299	Debt instruments
Instrumen ekuitas	733	Equity instruments
Properti	872	Property
Reksadana	256	Mutual funds
Deposito	227	Deposits
Lain-lain	373	Others
Jumlah	4.760	Total

Sejak tahun 2005, Perusahaan mengikuti Program Pesangon Plus, yang dikelola oleh PT Asuransi Jiwa Manulife Indonesia sebagai asuransi jiwa bagi karyawannya. Tidak terdapat kontribusi yang dibayarkan oleh Perusahaan kepada dana pensiun pada 31 Desember 2023 dan 2022.

Since 2005, the Company entered into *Program Pesangon Plus*, managed by PT Asuransi Jiwa Manulife Indonesia, as the life insurance for its employees. No contribution was paid by the Company to pension fund as of December 31, 2023 and 2022.

Hak penggantian terdiri atas investasi yang 40% ditempatkan pada pasar uang, 20% ditempatkan pada efek ekuitas dan 40% ditempatkan pada pendapatan tetap dengan nilai wajarnya sebesar US$ 1.237 ribu pada tanggal 31 Desember 2023 (31 Desember 2022: US$ 1.198 ribu) disajikan sebagai bagian dari aset tidak lancar lainnya.

The reimbursement right consists of investment which 40% are placed on money market, 20% on equity securities and 40% on fixed income with a fair value of US$ 1,237 thousand as of December 31, 2023 (December 31, 2022: US$ 1,198 thousand) presented as part of other non-current assets.

Perhitungan imbalan kerja dihitung oleh aktuaris independen, KKA Halim & Rekan pada 31 Desember 2023 dan 2022. Kewajiban imbalan kerja pada tanggal 31 Desember 2023 adalah berdasarkan laporan aktuaria independen KKA Halim & Rekan dengan nomor 0511/KKA-PA-REP/IK/II/2024 (31 Desember 2022: 0644/KKA-PA-REP/IK/III/2023) untuk Perusahaan, 0513/KKA-PA-REP/IK/II/2024 (31 Desember 2022: 0646/KKA-PA-REP/IK/III/2023) untuk CAP2 seluruhnya diterbitkan pada tanggal 20 Februari 2024 dan 0576/KKA-PA-REP/IK/III/2024 untuk KCE diterbitkan pada tanggal 15 Maret 2024.

The employment benefits are calculated by an independent actuary, KKA Halim & Rekan on December 31, 2023 and 2022. Employee benefits obligation as of December 31, 2023 was based on KKA Halim & Rekan's independent actuarial reports number 0511/KKA-PA-REP/IK/II/2024 (December 31, 2022: 0644/KKA-PA-REP/IK/III/2023) for the Company, 0513/KKA-PA-REP/IK/II/2024 (December 31, 2022: 0646/KKA-PA-REP/IK/III/2023) for CAP2 all issued on February 20, 2024 and 0576/KKA-PA-REP/IK/III/2024 for KCE issued on March 15, 2024.

Penilaian aktuaria dilakukan dengan mengunakan asumsi utama sebagai berikut:

The actuarial valuation was carried out using the following key assumptions:

	31 Desember/ *December 31,* 2023	31 Desember/ *December 31,* 2022	
Tingkat diskonto per tahun	6,70%	7,00%	Discount rate per annum
Tingkat kenaikan gaji per tahun	7,00%	7,00%	Salary increment rate per annum
Tingkat kematian	TMI IV	TMI IV	Mortality rate
Tingkat cacat	10% TMI IV	10% TMI IV	Disability rate
Tingkat pengunduran diri	5%	5%	Resignation rate
Usia pensiun normal	57 tahun/*years*	57 tahun/*years*	Normal retirement age

Asumsi aktuarial yang signifikan untuk penentuan kewajiban imbalan pasti adalah tingkat diskonto dan kenaikan gaji yang diharapkan. Sensitivitas analisis di bawah ini ditentukan berdasarkan masing-masing perubahan asumsi yang mungkin terjadi pada akhir periode pelaporan, dengan semua asumsi lain konstan:

Significant actuarial assumptions for the determination of the defined obligation are discount rate and expected salary increase. The sensitivity analyses below have been determined based on reasonably possible changes of the respective assumptions occurring at the end of the reporting period, while holding all other assumptions constant:

	31 Desember/ *December 31,* 2023	31 Desember/ *December 31,* 2022	
	US$ '000	US$ '000	
Tingkat diskonto			**Discount rate**
Tingkat diskonto +1%	(1.586)	(2.314)	Discount rate +1%
Tingkat diskonto -1%	3.363	2.244	Discount rate -1%
Tingkat kenaikan gaji			**Salary increase rate**
Tingkat kenaikan gaji +1%	3.890	2.729	Salary increase rate +1%
Tingkat kenaikan gaji -1%	(2.098)	(2.783)	Salary increase rate -1%

Analisis sensitivitas yang disajikan di atas mungkin tidak mewakili perubahan yang sebenarnya dalam kewajiban imbalan pasti mengingat bahwa perubahan asumsi terjadinya tidak terisolasi satu sama lain karena beberapa asumsi tersebut mungkin berkorelasi.

The sensitivity analysis presented above may not be representative of the actual change in the defined benefit obligation as it is unlikely that the change in assumptions would occur in isolation of one another as some of the assumptions may be correlated.

Selanjutnya, dalam menyajikan analisis sensitivitas di atas, nilai kini kewajiban imbalan pasti dihitung dengan menggunakan metode *projected unit credit* pada akhir periode pelaporan, yang sama dengan yang diterapkan dalam menghitung liabilitas manfaat pasti yang diakui dalam laporan posisi keuangan konsolidasian.

Furthermore, in presenting the above sensitivity analysis, the present value of the defined benefit obligation has been calculated using the projected unit credit method at the end of the reporting period, which is the same as that applied in calculating the defined benefit obligation recognized in the consolidated statements of financial position.

Tidak ada perubahan dalam metode dan asumsi yang digunakan dalam penyusunan analisis sensitivitas dari periode sebelumnya.

There was no change in the methods and assumptions used in preparing the sensitivity analysis from prior period.

Durasi rata-rata dari kewajiban imbalan pada tanggal 31 Desember 2023 adalah 10 tahun (31 Desember 2022: 8 tahun), yang sepenuhnya terdiri dari anggota aktif.

The average duration of the defined benefits obligation at December 31, 2023 is 10 years (December 31, 2022: 8 years), that consists of active members.

24. MODAL SAHAM / 24. CAPITAL STOCK

Susunan pemegang saham Perusahaan adalah sebagai berikut:

The stockholders of the Company are as follows:

Nama Pemegang Saham/ *Name of Stockholders*	31 Desember/*December 31,* 2023		
	Jumlah Saham/ *Number of Shares*	Persentase Kepemilikan/ *Percentage of Ownership*	Jumlah Modal Ditempatkan dan Disetor Penuh/ *Total Issued and Fully Paid Capital*
		%	US$ '000
PT Barito Pacific Tbk	29.957.670.400	34,63	150.397
SCG Chemicals Co., Ltd.	26.446.618.924	30,57	132.770
PT Top Investment Indonesia	12.976.731.760	15,00	65.147
Prajogo Pangestu	6.735.679.764	7,79	33.815
Marigold Resources Pte Ltd.	3.387.243.720	3,92	17.005
Erwin Ciputra	138.130.772	0,16	693
Raymond	1.600.000	-	8
Lim Chong Thian	1.182.568	-	6
Fransiskus Ruly Aryawan	400.212	-	2
Baritono Prajogo Pangestu	229.600	-	1
Edi Riva'i	10.000	-	-
Masyarakat (masing-masing di bawah 5%)/ *Public (each below 5%)*	6.866.047.372	7,93	34.471
Jumlah/*Total*	86.511.545.092	100,00	434.315

Nama Pemegang Saham/ *Name of Stockholders*	31 Desember/*December 31,* 2022		
	Jumlah Saham/ *Number of Shares*	Persentase Kepemilikan/ *Percentage of Ownership*	Jumlah Modal Ditempatkan dan Disetor Penuh/ *Total Issued and Fully Paid Capital*
		%	US$ '000
PT Barito Pacific Tbk	29.957.670.400	34,63	150.397
SCG Chemicals Co., Ltd.	26.446.618.924	30,57	132.770
PT Top Investment Indonesia	12.976.731.760	15,00	65.147
Prajogo Pangestu	6.734.379.764	7,78	33.809
Marigold Resources Pte Ltd.	3.387.243.720	3,92	17.005
Erwin Ciputra	136.868.772	0,16	687
Lim Chong Thian	1.182.568	-	6
Fransiskus Ruly Aryawan	400.212	-	2
Baritono Prajogo Pangestu	229.600	-	1
Edi Riva'i	10.000	-	-
Masyarakat (masing-masing di bawah 5%)/ *Public (each below 5%)*	6.870.209.372	7,94	34.491
Jumlah/*Total*	86.511.545.092	100,00	434.315

Sesuai dengan akta Rapat Umum Pemegang Saham Luar Biasa (RUPSLB) No 35 tanggal 5 Agustus 2022, Perusahaan melakukan pemecahan nilai nominal saham dari Rp 200 per saham menjadi Rp 50 per saham atau dengan rasio 1:4.

Based on Extraordinary General Meeting of Shareholders (EGMS) No. 35 dated August 5, 2022, the Company conducted stock split for the nominal value of shares from Rp 200 per share to Rp 50 per share or with ratio 1:4.

25. PEMBENTUKAN CADANGAN UMUM DAN DIVIDEN

Pada tanggal 17 Mei 2023, Perusahaan menyelenggarakan Rapat Umum Pemegang Saham Tahunan, antara lain menyetujui pembagian dividen tahun 2022 sebesar US$ 30.000 ribu yang telah dibayarkan pada tanggal 21 Juni 2023.

Pada tanggal 18 April 2022, Perusahaan menyelenggarakan Rapat Umum Pemegang Saham Tahunan, antara lain menyetujui penyisihan cadangan sebesar US$ 3.000 ribu dan pembagian dividen tahun 2021 sebesar US$ 11.000 ribu yang telah dibayarkan pada tanggal 20 Mei 2022.

25. APPROPRIATION OF RESERVES AND DIVIDENDS

On May 17, 2023, the Company held an Annual General Meeting on Shareholders, among others approved the distribution of fiscal year 2022 dividend amounting to US$ 30,000 thousand which was paid on June 21, 2023.

On April 18, 2022, the Company held an Annual General Meeting on Shareholders, among others approved the allowance of reserve amounting to US$ 3,000 thousand and the distribution of fiscal year 2021 dividend amounting to US$ 11,000 thousand which was paid on May 20, 2022.

26. TAMBAHAN MODAL DISETOR

Saldo tambahan modal disetor terdiri atas:

26. ADDITIONAL PAID-IN CAPITAL

The balance of additional paid-in capital consist of the following:

	31 Desember/ *December 31,* 2023 dan/*and* 2022 US$ '000	
Agio saham penawaran umum terbatas I dengan HMETD sebesar 220.766.142 saham biasa (2013) dengan nilai nominal Rp 1.000 per saham dan harga penawaran Rp 6.750 per saham	109.018	Additional paid-in capital Limited Public Offering I of 220,766,142 shares through Rights Issue (2013) with preemptive rights with par value of Rp 1,000 per share, at an offering price of Rp 6,750 per share
Dikurangi biaya emisi saham	(343)	Less stock issuance costs
Subjumlah	108.675	Subtotal
Agio saham penawaran umum terbatas II dengan HMETD sebesar 279.741.494 saham biasa (2017) dengan nilai nominal Rp 1.000 per saham dan harga penawaran Rp 18.000 per saham	356.279	Additional paid-in capital Limited Public Offering II of 279,741,494 shares through Rights Issue (2017) with preemptive rights with par value of Rp 1,000 per share, at an offering price of Rp 18,000 per share
Dikurangi biaya emisi saham	(5.879)	Less stock issuance costs
Subjumlah	350.400	Subtotal
Agio saham penawaran umum terbatas III dengan HMETD sebesar 3.794.366.013 saham biasa (2021) dengan nilai nominal Rp 200 per saham dan harga penawaran Rp 4.082 per saham	1.015.529	Additional paid-in capital Limited Public Offering III of 3,794,366,013 shares through Rights Issue (2021) with preemptive rights with par value of Rp 200 per share, at an offering price of Rp 4,082 per share
Dikurangi biaya emisi saham	(3.429)	Less stock issuance costs
Subjumlah	1.012.100	Subtotal
Jumlah	1.471.175	Total

27. KOMPONEN EKUITAS LAINNYA

Akun ini merupakan saldo perubahan ekuitas sehubungan transaksi dengan kepentingan nonpengendali atas penambahan investasi pada saham entitas anak sebesar US$ 333 ribu.

27. OTHER EQUITY COMPONENT

This account represents the change in equity due to transaction with non-controlling interest related with the addition of investment in shares of subsidiary amounted to US$ 333 thousand.

Pada tanggal 18 Desember 2023, Perusahaan menandatangani keputusan edaran sebagai pengganti rapat umum pemegang saham luar biasa entitas anak, CDI, dimana pemegang saham menyetujui penerbitan saham baru atas CDI sejumlah 1.422 ribu lembar saham dan akan diperoleh oleh Phoenix Power B.V. dengan jumlah yang dibayarkan sebesar US$ 191.090 ribu (setelah dikurangi biaya emisi saham). Penerbitan saham ini menyebabkan persentase kepemilikan Perusahaan atas saham CDI menurun dari 100% menjadi 70%.

On December 18, 2023, the Company signed circular resolutions in lieu of extraordinary general meeting of shareholders of its subsidiary, CDI, in which the shareholder agrees the issuance of new shares of CDI amounted to 1,422 thousand number of shares and will be acquired by Phoenix Power B.V. with a total payment of US$ 191,090 thousand (net off stock issuance cost). From these issuance shares, this has resulted to a decrease in the Company's interest in CDI from 100% to 70%.

28. CADANGAN LAINNYA / 28. OTHER RESERVES

Merupakan penjabaran mata uang asing akibat selisih kurs yang timbul atas penjabaran aset bersih RPU dan KTI, pengukuran kembali liabilitas imbalan pasti beserta efek pajak tangguhan atas liabilitas imbalan pasti tersebut, cadangan lindung nilai arus kas dan pengukuran kembali atas aset keuangan yang diukur pada FVTOCI, dan bagian hasil komprehensif lain atas entitas asosiasi.

Represents foreign currency translation due to the exchange difference arising from translating the net assets of RPU and KTI, remeasurement of defined benefits obligation net of the related tax benefit, hedging reserves for cashflow hedge and remeasurement of financial assets at FVTOCI, and share of other comprehensive income of associates.

29. SALDO LABA / 29. RETAINED EARNINGS

	Ditentukan penggunaannya/ *Appropriated*	Tidak ditentukan penggunaannya/ *Unappropriated*	
	US$ '000	US$ '000	
Saldo per 1 Januari 2022	24.439	998.635	Balance as of January 1, 2022
Rugi tahun berjalan	-	(149.538)	Loss for the year
Cadangan umum (Catatan 25)	3.000	(3.000)	General reserve (Note 25)
Dividen tunai (Catatan 25)	-	(11.000)	Cash dividends (Note 25)
Saldo per 31 Desember 2022	27.439	835.097	Balance as of December 31, 2022
Rugi tahun berjalan	-	(33.576)	Loss for the year
Dividen tunai (Catatan 25)	-	(30.000)	Cash dividends (Note 25)
Saldo per 31 Desember 2023	27.439	771.521	Balance as of December 31, 2023

30. KEPENTINGAN NONPENGENDALI / 30. NON-CONTROLLING INTERESTS

Kepentingan nonpengendali atas aset bersih entitas anak adalah sebagai berikut:

Non-controlling interest in net assets of subsidiaries are as follows:

	31 Desember/ *December 31,* 2023	31 Desember/ *December 31,* 2022	
	US$ '000	US$ '000	
RPU	2.126	3.632	RPU
CDI dan entitas anak	252.642	-	CDI and its subsidiaries
Jumlah	254.768	3.632	Total

Perubahan kepentingan nonpengendali adalah sebagai berikut:

The changes in non-controlling interest are as follows:

	31 Desember/ *December 31,* 2023	31 Desember/ *December 31,* 2022	
	US$ '000	US$ '000	
Saldo awal tahun	3.632	3.493	Balance at beginning of year
Penambahan sehubungan perubahan ekuitas sehubungan transaksi dengan kepentingan nonpengendali atas penambahan investasi pada saham entitas anak	191.423	-	Addition due to the change in equity due to transaction with non-controlling interest related with addition of investment in shares of subsidiary
Penambahan atas kepentingan nonpengendali dari akuisisi entitas anak	60.184	-	Addition of non-controlling interest from acquisition of subsidiary
Pembagian dividen entitas anak kepada kepentingan nonpengendali	(2.437)	-	Dividends distributed by subsidiaries to non-controlling interests
Penghasilan komprehensif tahun berjalan	1.966	139	Comprehensive income for the year
Saldo akhir tahun	254.768	3.632	Balance at end of year

Ringkasan informasi keuangan pada entitas anak Grup yang memiliki kepentingan nonpengendali yang material ditetapkan di bawah ini. Ringkasan informasi keuangan di bawah ini merupakan jumlah sebelum eliminasi intra grup.

Summarized financial information in respect of the Group's subsidiaries that has material non-controlling interest is set out below. The summarized financial information below represents amounts before intragroup eliminations.

CDI dan Entitas Anak

CDI and its Subsidiaries

	31 Desember/ *December 31,* 2023	
	US$ '000	
Aset lancar	626.076	Current assets
Aset tidak lancar	291.082	Non-current assets
Liabilitas jangka pendek	28.286	Current liabilities
Liabilitas jangka panjang	206.938	Non-current liabilities
Pendapatan	75.766	Revenue
Laba tahun berjalan	1.442	Profit for the year
Jumlah penghasilan komprehensif tahun berjalan	1.291	Total comprehensive income for the year

31. PENDAPATAN

31. REVENUES

	2023	2022	
	US$ '000	US$ '000	
Penjualan			Sales
Penjualan lokal			Local sales
Polyolefin	1.104.265	1.442.991	Polyolefin
Styrene monomer	212.171	267.047	Styrene monomer
Butadiene	95.611	71.260	Butadiene
Olefin	64.927	157.877	Olefin
Penjualan daya listrik dan jasa kelistrikan lainnya	71.218	-	Sales of electricity and other electrical services
Jumlah penjualan lokal	1.548.192	1.939.175	Total local sales
Penjualan luar negeri			Export sales
Olefin	292.945	254.242	Olefin
Polyolefin	163.618	39.536	Polyolefin
MTBE dan *Butene-1*	75.403	39.635	MTBE and Butene-1
Butadiene	53.809	91.612	Butadiene
Styrene monomer	19.469	13.361	Styrene monomer
Jumlah penjualan luar negeri	605.244	438.386	Total export sales
Jumlah pendapatan dari kontrak kepada pelanggan	2.153.436	2.377.561	Total revenue from contracts with customers
Sewa tangki dan dermaga	6.496	7.030	Tanks and jetty lease
Jumlah Pendapatan	2.159.932	2.384.591	Total Revenues

10% dari pendapatan untuk tahun yang berakhir 31 Desember 2023 dilakukan dengan pihak berelasi (2022: 11%) (Catatan 40).

10% of revenues for the year ended December 31, 2023 were made with related parties (2022: 11%) (Note 40).

Pendapatan dari kontrak kepada pelanggan Grup diakui pada satu waktu tertentu ketika pengalihan pengendalian.

The Group's revenue from contracts with customers is recognized at a single point in time when control transfers.

Tidak terdapat penjualan kepada satu pelanggan yang melebihi 10% dari pendapatan.

No sales were made to any single customer exceeding 10% of revenues.

32. BEBAN POKOK PENDAPATAN / 32. COST OF REVENUES

	2023 US$ '000	2022 US$ '000	
Bahan baku yang digunakan	1.717.186	1.830.763	Raw materials used
Tenaga kerja langsung	48.330	48.980	Direct labour
Biaya pabrikasi	228.089	294.235	Factory overhead
Jumlah Biaya Produksi	1.993.605	2.173.978	Total Manufacturing Costs
Barang dalam proses			Work in process
Awal tahun	7.401	12.720	At beginning year
Akhir tahun (Catatan 8)	(8.931)	(7.401)	At end of year (Note 8)
Biaya Pokok Produksi	1.992.075	2.179.297	Cost of Goods Manufactured
Barang jadi			Finished goods
Awal tahun	111.925	158.944	At beginning year
Pembelian barang jadi	92.996	167.770	Purchases of finished goods
Akhir tahun (Catatan 8)	(119.962)	(111.925)	At end of year (Note 8)
Jumlah Beban Pokok Penjualan	2.077.034	2.394.086	Total Cost of Goods Sold
Beban Jasa	1.068	1.459	Cost of Service
Jumlah Beban Pokok Pendapatan	2.078.102	2.395.545	Total Cost of Revenues

Tidak ada pembelian bahan baku untuk tahun yang berakhir 31 Desember 2023 dilakukan dengan pihak berelasi (2022: 1%) (Catatan 40).

No purchases of raw materials for the year ended December 31, 2023 were made with related parties (2022: 1%) (Note 40).

14% dari jumlah pembelian barang jadi pada tahun yang berakhir 31 Desember 2023 dilakukan dengan pihak berelasi (2022: 7%) (Catatan 40).

14% of the total purchases of finished goods for the year ended December 31, 2023 were made with related parties (2022: 7%) (Note 40).

Rincian pembelian bahan baku dan barang jadi yang melebihi 10% dari jumlah beban pokok pendapatan masing-masing tahun adalah sebagai berikut:

Purchases of raw materials and finished goods from suppliers which represent more than 10% of the total cost of revenues for the respective year are as follows:

	2023 US$ '000	2022 US$ '000	
Saudi Aramco Product Trading Company	962.525	1.056.313	Saudi Aramco Product Trading Company
Jumlah	962.525	1.056.313	Total

33. BEBAN PENJUALAN / 33. SELLING EXPENSES

	2023 US$ '000	2022 US$ '000	
Pengangkutan dan asuransi	64.433	58.886	Freight and insurance
Gaji dan tunjangan	3.319	2.734	Salaries and allowances
Penyusutan (Catatan 14)	72	222	Depreciation (Note 14)
Lain-lain	936	21	Others
Jumlah	68.760	61.863	Total

34. BEBAN UMUM DAN ADMINISTRASI / 34. GENERAL AND ADMINISTRATIVE EXPENSES

	2023 US$ '000	2022 US$ '000	
Gaji, tunjangan dan kesejahteraan karyawan	29.214	26.974	Salaries, allowances and employee benefits
Jasa profesional	1.993	3.931	Professional fees
Asuransi	1.950	2.122	Insurances
Penyusutan (Catatan 14)	2.816	2.002	Depreciation (Note 14)
Lain-lain	4.972	8.374	Others
Jumlah	40.945	43.403	Total

35. BEBAN KEUANGAN / 35. FINANCE COSTS

	2023 US$ '000	2022 US$ '000	
Beban bunga dari:			Interest expense on:
Utang bank	71.411	46.517	Bank loans
Utang obligasi	39.438	20.955	Bonds payable
Lain-lain	3.029	1.336	Others
Pajak atas beban bunga	995	1.275	Tax on interest expense
Jumlah beban bunga	114.873	70.083	Total interest expense
Provisi bank	16.214	9.417	Bank charges
Jumlah bunga atas liabilitas keuangan yang tidak diklasifikasikan sebagai FVTPL	131.087	79.500	Total interest on financial liabilities not classified as at FVTPL
Liabilitas sewa	760	529	Lease liabilities
Jumlah	131.847	80.029	Total

36. MANFAAT PAJAK PENGHASILAN / 36. INCOME TAX BENEFIT

Manfaat pajak penghasilan terdiri dari:

Income tax benefit consists of the following consists of the following:

	2023 US$ '000	2022 US$ '000	
Pajak kini			Current tax
Perusahaan	-	-	The Company
Penyesuaian yang diakui ditahun berjalan atas pajak penghasilan tahun sebelumnya (Catatan 9)	4.010	-	Adjustment recognized in the current year relating to current tax of prior years (Note 9)
KCE	494	-	KCE
CATCO	659	217	CATCO
Jumlah pajak kini	5.163	217	Total current tax
Manfaat pajak tangguhan			Deferred tax benefit
Perusahaan	(28.119)	(27.293)	The Company
KCE	(61)	-	KCE
Jumlah manfaat pajak tangguhan	(28.180)	(27.293)	Total deferred tax benefit
Jumlah manfaat pajak - bersih	(23.017)	(27.076)	Total tax benefit - net

Pajak Kini

Rekonsiliasi antara rugi sebelum pajak menurut laporan laba rugi dan penghasilan komprehensif lain konsolidasian dengan rugi laba fiskal adalah sebagai berikut:

Current tax

The reconciliation between loss before tax per consolidated statements of profit or loss and other comprehensive income and taxable loss income is as follows:

	2023 US$ '000	2022 US$ '000	
Rugi sebelum pajak menurut laporan laba rugi dan penghasilan komprehensif lain konsolidasian	(54.564)	(176.475)	Loss before tax per consolidated statements of profit or loss and other comprehensive income
Laba (rugi) sebelum pajak entitas anak setelah dilakukan penyesuaian pada level konsolidasian	(4.519)	14.974	Profit (loss) before tax of subsidiaries after adjustment in consolidated level
Rugi sebelum pajak Perusahaan	(59.083)	(161.501)	Loss before tax of the Company
Perbedaan temporer:			Temporary differences:
Perbedaan penyusutan komersial dan fiskal	(3.409)	(22.447)	Difference between commercial and fiscal depreciation
Imbalan pasca kerja	4.405	(1.332)	Post-employment benefits
Aset hak-guna	3.315	1.359	Right-of-use assets
Cadangan penurunan nilai persediaan	1.015	(1.747)	Provision for decline in value of inventories
Lain-lain	94	270	Others
Jumlah	5.420	(23.897)	Total
Perbedaan yang tidak dapat diperhitungkan menurut fiskal:			Non-deductible expenses (non-taxable income):
Penghasilan bunga	(75.593)	(30.018)	Interest income
Manfaat fasilitas pajak	39.847	56.225	Tax facility benefit
Lain-lain	(32.982)	13.291	Others
Jumlah	(68.728)	39.498	Total
Rugi fiskal Perusahaan	(122.391)	(145.900)	Taxable loss of the Company
Akumulasi rugi fiskal Perusahaan	(268.291)	(145.900)	Accumulated fiscal loss of the Company
Beban pajak kini Perusahaan	-	-	Company's current tax expense

Perhitungan akumulasi rugi fiskal adalah sebagai berikut:

The calculation of accumulated fiscal loss is as follows:

	31 Desember *December 31,* 2023 US$ '000	31 Desember *December 31,* 2022 US$ '000	
Saldo awal	145.900	-	Beginning balance
Rugi fiskal tahun berjalan	122.391	145.900	Current year fiscal loss
Akumulasi rugi fiskal	268.291	145.900	Accumulated fiscal loss

Perusahaan telah mendapat persetujuan dari Direktorat Jenderal Pajak untuk melakukan pelaporan perpajakan dalam mata uang Dolar Amerika Serikat (mata uang fungsional), efektif 1 Januari 2011, dalam Keputusan Menteri Keuangan Republik Indonesia No. KEP-83/WPJ.19/2010 tanggal 21 Oktober 2010, sehubungan dengan perubahan status Perusahaan dari Penanaman Modal Dalam Negeri menjadi Penanaman Modal Asing berdasarkan Izin Prinsip Penanaman Modal dari Badan Koordinasi Penanaman Modal (BKPM) No. 197/1/IP/PMA/2010.

The Company has obtained the approval from the Directorate General of Taxation to report its taxation reporting in US Dollar (functional currency), effective January 1, 2011, through Decision Letter No. KEP-83/WPJ.19/2010,of Ministry of Finance of the Republic of Indonesia dated October 21, 2010, this is related to the change of the Company's status from Domestic Capital Investment to Foreign Capital Investment based on Permit of Capital Investment Principle from Capital Market Coordination Board (BKPM) No. 197/1/IP/PMA/2010.

Pada tanggal 29 Desember 2020, Perusahaan telah mendapat pemanfaatan fasilitas pengurangan pajak penghasilan badan atas Proyek Ekspansi *New Polyethylene Cracker* dari Direktorat Jenderal Pajak, yang diperhitungkan sebagai pengurang pajak penghasilan badan sebesar 30% untuk jangka waktu 7 tahun pajak, 50% untuk 2 tahun setelahnya serta pembebasan dari pemotongan dan pemungutan pajak penghasilan oleh pihak ketiga selama masa tersebut.

On December 29, 2020, the Company has received income tax reduction facility for the New Polyethylene Cracker Expansion Project from Directorate General of Taxation, which allows deduction in corporate income tax of 30% for 7 years, 50% for the subsequent two years as well as the exemption from the income tax withheld and collected by third parties for the aforementioned period.

Perhitungan pajak kini, pajak dibayar dimuka dan utang pajak adalah sebagai berikut:

Current tax expense, prepaid tax and tax payable are computed as follows:

	2023 US$ '000	2022 US$ '000	
Beban pajak kini - Perusahaan	-	-	Current tax expense - The Company
Dikurangi pajak penghasilan dibayar dimuka:			Deducted with prepaid income tax:
Pasal 22	20.779	35.995	Art 22
Pasal 23	4	24	Art 23
Pasal 25	-	3.094	Art 25
Lebih bayar pajak kini - Perusahaan	(20.783)	(39.113)	Overpayment current tax - the Company
Utang pajak (Catatan 19)			Tax payable (Note 19)
CATCO	676	279	CATCO
KCE	27	-	KCE
Jumlah	703	279	Total

Pajak Tangguhan

Rincian dari aset (liabilitas) pajak tangguhan adalah sebagai berikut:

Deferred Tax

The details of the deferred tax assets (liabilities) are as follows:

	1 Januari/ *January 1,* 2023 US$ '000	Dikreditkan (dibebankan) pada periode berjalan/ *Credited (charged) to profit or loss for the year* US$ '000	Dikreditkan ke penghasilan komprehensif lain/ *Credited to other comprehensive income* US$ '000	Penambahan sehubungan dengan akuisisi entitas anak dan asosiasi/ *Addition related to acquisition of subsidiary and associate* US$ '000	31 Desember/ *December 31,* 2023 US$ '000	
Perusahaan						**The Company**
Penyusutan aset tetap	(140.001)	(750)	-	-	(140.751)	Depreciation of property, plant and equipment
Aset hak-guna	(2.673)	33	-	-	(2.640)	Right-of-use assets
Liabilitas sewa	1.264	697	-	-	1.961	Lease liabilities
Imbalan pasca kerja	7.498	969	186	-	8.653	Post-employment benefits
Rugi fiskal	32.098	26.926	-	-	59.024	Fiscal loss
Lain-lain	(10.042)	247	4.637	-	(5.158)	Others
Entitas anak						**Subsidiaries**
CDI	-	-	-	(2.203)	(2.203)	CDI
KCE	-	58	60	(2.906)	(2.788)	KCE
Liabilitas pajak tangguhan - bersih	(111.856)	28.180	4.883	(5.109)	(83.902)	Deferred tax liabilities - net

	1 Januari/ *January 1,* 2022 US$ '000	Dikreditkan (dibebankan) pada periode berjalan/ *Credited (charged) to profit or loss for the year* US$ '000	Dibebankan ke penghasilan komprehensif lain/ *Charged to other comprehensive income* US$ '000	31 Desember/ *December 31,* 2022 US$ '000	
Perusahaan					**The Company**
Penyusutan aset tetap	(135.063)	(4.938)	-	(140.001)	Depreciation of property, plant and equipment
Aset hak-guna	(1.690)	281	-	(1.409)	Right-of-use assets
Imbalan pasca kerja	7.829	(293)	(38)	7.498	Post-employment benefits
Rugi fiskal	-	32.098	-	32.098	Fiscal loss
Lain-lain	962	145	(11.149)	(10.042)	Others
Liabilitas pajak tangguhan - bersih	(127.962)	27.293	(11.187)	(111.856)	Deferred tax liabilities - net

Rekonsiliasi antara manfaat pajak dan hasil perkalian rugi akuntansi sebelum pajak dengan tarif pajak yang berlaku adalah sebagai berikut:

The reconciliation between the total tax benefit and the amounts computed by applying the effective tax rate to loss before tax is as follows:

	2023 US$ '000	2022 US$ '000	
Rugi sebelum pajak menurut laporan laba rugi dan penghasilan komprehensif lain konsolidasian	(54.564)	(176.475)	Loss before tax per consolidated statement of profit or loss and other comprehensive income
Pajak penghasilan dengan tarif pajak efektif 22%	(12.004)	(38.825)	Income tax expense at statutory tax rate of 22%
Pengaruh pajak atas perbedaan yang tidak dapat diperhitungkan menurut fiskal	(6.745)	11.055	Tax effect of non-deductible expenses (non-taxable income)
Perbedaan pajak entitas anak yang dikenakan pajak penghasilan luar negeri	(659)	(217)	Tax difference on subsidiaries which is subjected to foreign income tax
Perbedaan pajak entitas anak yang dikenakan pajak penghasilan final	401	458	Tax difference on subsidiaries which is subjected to final income tax
Jumlah	(19.007)	(27.529)	Total
Penyesuaian yang diakui di tahun berjalan atas pajak penghasilan tahun sebelumnya (Catatan 9)	(4.010)	-	Adjustment recognized in the current year relating to current tax of prior years (Note 9)
Efek perubahan tarif pajak dan lain-lain	-	453	Effect of changes in tax rate and others
Jumlah manfaat pajak konsolidasian	(23.017)	(27.076)	Total consolidated tax benefit

Perubahan tarif pajak

Peraturan Pemerintah Pengganti Undang-Undang Nomor 1 Tahun 2020 tentang Kebijakan Keuangan Negara dan Stabilitas Sistem Keuangan untuk Penanggulangan Penyakit Coronavirus 2019 ("COVID-19") dan/ atau Penanggulangan Ancaman terhadap Perekonomian Nasional dan/atau Stabilitas Sistem Keuangan ("Perpu No. 1/2020") mulai berlaku pada 31 Maret 2020. Perpu 1/2020 menyesuaikan tarif pajak penghasilan badan usaha dan tetap menjadi 22% yang berlaku untuk Tahun Pajak 2020 dan 2021 dan 20% berlaku untuk Tahun Pajak 2022 dan selanjutnya.

Harmonisasi Peraturan Pajak ("HPP") mulai berlaku pada 7 Oktober 2021. HPP tersebut mempertahankan tarif pajak penghasilan untuk perusahaan domestik dan badan usaha tetap sebesar 22% untuk tahun fiskal 2022 dan selanjutnya, dan bukan 20%.

Changes in statutory tax rates

Government Regulation in Lieu of Law No. 1 Year 2020 on State Financial Policy and Stability of Financial Systems for the Management of Coronavirus Disease 2019 ("COVID-19") and/or Counter the Threat to National Economy and/or Stability of Financial Systems ("Perpu No. 1/2020") took effect on March 31, 2020. Perpu 1/2020 reduced the income tax rates for domestic corporations and permanent establishments to 22% applicable for fiscal years 2020 and 2021 and further reduction to 20% applicable for fiscal year 2022 and thereafter.

The Harmonization of Tax Regulations Law ("HPP") took effect on October 7, 2021. The HPP retained the income tax rates for domestic corporations and permanent establishments at 22% for fiscal year 2022 and thereafter, instead of 20%.

37. RUGI PER SAHAM DASAR

Berikut ini adalah data yang digunakan untuk perhitungan rugi per saham dasar:

37. LOSS PER SHARE

The computation of basic loss per share is based on the following data:

	2023 US$ '000	2022 US$ '000	
Rugi tahun berjalan yang diatribusikan kepada pemilik entitas induk	(33.576)	(149.538)	Loss for the year attributable to the Owners of the Company

	2023 Jumlah saham/ *Number of shares*	2022 Jumlah saham/ *Number of shares*	
Jumlah rata-rata tertimbang saham	71.030.244.130	71.030.244.130 *)	Total weighted average number of shares

*) Jumlah rata-rata tertimbang saham yang digunakan untuk menghitung laba per saham dasar untuk tahun yang berakhir pada 31 Desember 2022, telah disesuaikan untuk mencerminkan pengaruh dari PUT III dan pemecahan nominal saham pada 5 Agustus 2022.

*) The weighted average number of shares for the computation of basic earnings per share for the year ended December 31, 2022, has been adjusted to reflect the effect of LPO III and stock split on August 5, 2022.

Untuk tahun yang berakhir pada 31 Desember 2023 dan 2022, Perusahaan tidak memiliki saham biasa yang berpotensi dilutif.

For the year ended December 31, 2023 and 2022, the Company does not have dilutive potential ordinary shares.

38. AKUISISI ENTITAS ANAK

Sebagaimana dijelaskan dalam Catatan 1d, kepemilikan pada bulan Februari 2023, Grup membeli 70% atau sebanyak 904.734.797 saham KCE dengan nilai transaksi sebesar Rp 2,255 miliar (setara dengan US$ 148.379 ribu) yang memberikan pengendalian Grup atas kebijakan keuangan dan operasi dari KCE.

KCE diakuisisi sehingga Grup dapat masuk ke industri listrik dan jasa ketenagalistrikan.

Pada saat tanggal akuisisi KCE, nilai wajar atas aset yang diperoleh dan liabilitas yang ditanggung sebagai berikut:

38. ACQUISITION OF A SUBSIDIARY

As described in Note 1d, in February 2023, the Group acquired 70% equity ownership or 904,734,797 shares of KCE with transaction value amounted to Rp 2.255 billion (equivalent to US$ 148,379 thousand) which provided the Group control over monetary and operational policy of KCE.

KCE was acquired so as to the Group gaining entry into the electricity supply and services.

As of date of the acquisition of KCE, the fair values of assets acquired and liabilities assumed are as follows:

	27 Februari/ *February 27,* 2023 US$ '000	
Aset lancar		**Current assets**
Kas dan setara kas	12.452	Cash and cash equivalents
Piutang usaha	11.581	Trade accounts receivable
Persediaan	923	Inventories
Aset lancar lainnya	10.502	Other current assets
Aset tidak lancar		**Non-current assets**
Aset hak-guna (Catatan 13)	469	Right-of-use assets (Note 13)
Aset tetap (Catatan 14)	163.150	Property, plant and equipment (Note 14)
Aset tidak lancar lainnya	26.660	Other non-current assets
Liabilitas jangka pendek		**Current liabilities**
Utang usaha	(4.350)	Trade accounts payable
Liabilitas jangka pendek lainnya	(6.521)	Other current liabilities
Liabilitas jangka panjang		**Non-current liabilities**
Liabilitas pajak tangguhan	(3.254)	Deferred tax liability
Liabilitas jangka panjang lainnya	(5.452)	Other non-current liabilities
Nilai wajar aset bersih yang diperoleh	206.160	Fair value of net assets acquired
Nilai aset bersih yang diperoleh - setelah dikurangin aset pajak tangguhan	206.657	Net assets value acquired - net of deferred tax assets

Goodwill dan arus kas keluar bersih yang timbul dari akuisisi adalah sebagai berikut:

Goodwill and net cash outflow arising from such acquisition are as follows:

	2023 US$ '000	
Imbalan yang dialihkan	147.637	Consideration transferred
Kepentingan nonpengendali	61.848	Non-controlling interests
Nilai wajar aset bersih yang diperoleh setelah dikurangi aset pajak tangguhan	(206.657)	Fair value of the net assets acquired net of deferred tax assets
Goodwill yang timbul dari akuisisi (Catatan 15)	2.828	Goodwill arising from acquisition (Note 15)
Imbalan yang dialihkan	147.637	Consideration transferred
Kas dan setara kas yang diperoleh	(12.452)	Cash and cash equivalents acquired
Arus kas keluar bersih pada saat akuisisi	135.185	Net cash outflow on acquisition

Pelaksanaan Alokasi Harga Beli ("PPA") dihitung oleh penilai independen, KJPP Kusnanto & Rekan. Estimasi nilai wajar atas aset tetap diterapkan dengan metode pendekatan pendapatan dengan metode diskonto arus kas yang dihitung oleh penilai independen, KJPP Iwan Bachron & Rekan.

Purchase Price Allocation ("PPA") calculated by an independent appraiser, KJPP Kusnanto & Rekan. The fair value estimation of property, plant and equipment was determined by applying income approach with discounted cash flow method, calculated by independent appraiser, KJPP Iwan Bachron & Rekan.

Goodwill timbul dalam kombinasi bisnis karena biaya perolehan kombinasi termasuk suatu premi pengendalian. Selanjutnya, imbalan yang dibayar untuk kombinasi secara efektif termasuk jumlah yang terkait dengan sinergi yang diharapkan, pertumbuhan pendapatan, pengembangan pasar yang akan datang dan penggabungan tenaga kerja. Manfaat ini tidak diakui terpisah dari *goodwill* karena manfaat tersebut tidak memenuhi kriteria pengakuan untuk aset tak berwujud yang dapat diidentifikasi.

Goodwill arose in the business combination because the cost of the combination included a control premium. In addition, the consideration paid for the combination effectively included amounts in relation to the benefit of expected synergies, revenue growth, future market development and assembled workforce. These benefits are not recognized separately from goodwill because they do not meet the recognition criteria for identifiable intangible assets.

39. PENGUNGKAPAN TAMBAHAN ATAS AKTIVITAS INVESTASI NON - KAS

39. SUPPLEMENTAL DISCLOSURES ON NON - CASH INVESTING ACTIVITIES

	2023 US$ '000	2022 US$ '000	
Penambahan aset tetap melalui:			Additions of property, plant and equipment through:
Utang lain-lain	2.248	208	Other accounts payable
Realisasi uang muka pembelian aset tetap	1.154	4.170	Realization of advances for purchase of property, plant and equipment

40. SIFAT DAN TRANSAKSI PIHAK BERELASI

Sifat Pihak Berelasi

a. PT Barito Pacific Tbk adalah pemegang saham utama Perusahaan. Bapak Prajogo Pangestu merupakan pemegang saham terakhir Perusahaan.

b. PT Griya Idola ("GI") adalah entitas anak dari PT Barito Pacific Tbk.

c. SCG Chemicals Co., Ltd. ("SCG") adalah pemegang saham dengan pengaruh signifikan atas Perusahaan.

d. PT TOP Investment Indonesia ("TOP") adalah pemegang saham dengan pengaruh signifikan atas Perusahaan.

40. NATURE OF RELATIONSHIP AND TRANSACTIONS WITH RELATED PARTIES

Nature of Relationship

a. PT Barito Pacific Tbk is the ultimate controlling party of the Company. Mr. Prajogo Pangestu is the ultimate shareholder of the Company.

b. PT Griya Idola ("GI") is a subsidiary of PT Barito Pacific Tbk.

c. SCG Chemicals Co., Ltd. ("SCG") is a shareholder with significant influence to the Company.

d. PT TOP Investment Indonesia ("TOP") is a shareholder with significant influence to the Company.

e. PTT International Trading Pte., Ltd., Top Logistics International Co., TOP Solvent Co., Ltd., Thai Paraxylene Company Limited dan PT Tirta Surya Raya tergabung dalam kelompok usaha TOP.

f. SCG Chemicals Trading (Singapore) Pte., Ltd., Map Ta Phut Olefins Co., Ltd., Thai Polyethylene Co., Ltd., dan PT Nusantara Polymer Solutions ("NPS") tergabung dalam kelompok usaha SCG.

g. PT Synthetic Rubber Indonesia ("SRI") adalah entitas asosiasi Perusahaan.

h. PT Krakatau Tirta Industri ("KTI") dan PT Krakatau Posco Energy ("KPE") adalah entitas asosiasi Perusahaan sejak tanggal 27 Februari 2023.

i. PT Krakatau Sarana Infrastruktur adalah pemegang saham minoritas KCE.

j. PT SCG Barito Logistics adalah entitas asosiasi dari PT Barito Pacific Tbk dan tergabung dalam kelompok usaha SCG.

k. PT Panca Puri Perkasa ("PPP") dan PT Pancapuri Indoperkasa ("PPI") memiliki pemegang saham terakhir yang sama dengan Perusahaan.

l. Phoenix Power B.V. adalah pemegang saham minoritas CDI.

m. Dana Pensiun Krakatau Steel adalah program imbalan pasca kerja KCE.

e. PTT International Trading Pte., Ltd., Top Logistics International Co., TOP Solvent Co., Ltd., Thai Paraxylene Company Limited and PT Tirta Surya Raya are within the same group as TOP.

f. SCG Chemicals Trading (Singapore) Pte., Ltd., Map Ta Phut Olefins Co., Ltd., Thai Polyethylene Co., Ltd., and PT Nusantara Polymer Solutions (NPS) are within the same group as SCG.

g. PT Synthetic Rubber Indonesia ("SRI") are associates of the Group.

h. PT Krakatau Tirta Industri ("KTI") and PT Krakatau Posco Energy ("KPE") are associates of the Group since February 27, 2023.

i. PT Krakatau Sarana Infrastruktur is the minority shareholder of KCE.

j. PT SCG Barito Logistics is an associate of PT Barito Pacific Tbk and within the same group as SCG.

k. PT Panca Puri Perkasa ("PPP") and PT Pancapuri Indoperkasa ("PPI") has the same ultimate shareholder with the Company.

l. Phoenix Power B.V. is the minority shareholder of CDI.

m. Dana Pensiun Krakatau Steel is a post employment benefit plans to KCE.

Transaksi-transaksi Pihak Berelasi

Dalam kegiatan usahanya, Grup melakukan transaksi tertentu dengan pihak-pihak berelasi yang dilakukan dengan ketentuan yang setara dengan yang berlaku dalam transaksi yang wajar, yang meliputi antara lain:

Transactions with Related Parties

In the normal course of business, the Group entered into certain transactions with related parties conducted under conditions equivalent to those applicable in a fair transaction, including the following:

a. Perusahaan menyediakan imbalan untuk anggota Dewan Komisaris dan Direksi sebagai berikut:

a. The Company provides benefits to its Board of Commissioners and Directors as follows:

	2023 US$ '000	2022 US$ '000	
Dewan Komisaris			Board of Commissioners
Imbalan kerja jangka pendek			Short-term employee benefits
Gaji dan bonus	1.157	1.266	Salaries and bonus
Direksi			Board of Directors
Imbalan kerja jangka pendek			Short-term employee benefits
Gaji dan bonus	6.153	6.930	Salaries and bonus
Tunjangan lain-lain	372	380	Other allowances
Subjumlah	6.525	7.310	Subtotal
Jumlah	7.682	8.576	Total

b. Grup menyewa ruangan kantor dan lahan parkir dari GI seperti yang dijelaskan pada Catatan 44b.

b. The Group leases office space and parking area from GI as discussed in Note 44b.

c. Penjualan kepada pihak berelasi, sebesar 10% dari jumlah pendapatan untuk tahun yang berakhir 31 Desember 2023 (2022: 11%) (Catatan 31). Pada tanggal pelaporan, piutang atas penjualan tersebut dicatat sebagai bagian dari piutang usaha (Catatan 6), yang meliputi 0,33% dari jumlah aset pada tanggal 31 Desember 2023 (31 Desember 2022: 0,36%).

c. Revenues earned from related parties, represent 10% of the total revenues for year ended December 31, 2023 (2022: 11%) (Note 31). At reporting dates, the receivables from these sales were presented as trade accounts receivable (Note 6), which constituted 0.33% of the total assets as of December 31, 2023 (December 31, 2022: 0.36%).

Rincian pendapatan dari pihak berelasi adalah sebagai berikut:

The details of revenues from related parties are as follows:

	2023 US$ '000	2022 US$ '000	
PT Synthetic Rubber Indonesia	126.822	89.782	PT Synthetic Rubber Indonesia
PT Nusantara Polymer Solutions	55.000	67.397	PT Nusantara Polymer Solutions
PT Tirta Surya Raya	32.348	26.299	PT Tirta Surya Raya
Thai Polyethylene Co., Ltd.	493	3.939	Thai Polyethylene Co., Ltd.
SCG Chemicals Trading (Singapore) Pte., Ltd.	-	67.761	SCG Chemicals Trading (Singapore) Pte., Ltd.
Jumlah	214.663	255.178	Total

d. Pembelian bahan baku dari pihak berelasi sebesar nihil dari jumlah pembelian bahan baku pada tahun yang berakhir 31 Desember 2023 (2022: 1%) dan 14% dari jumlah pembelian barang jadi pada tahun yang berakhir 31 Desember 2023 (2022: 7%) (Catatan 32). Utang atas pembelian tersebut dicatat sebagai bagian dari utang usaha (Catatan 17) sebesar 0,19% dari jumlah liabilitas pada tanggal 31 Desember 2023 (2022: 0,80%).

d. Purchases of raw materials from related parties represent nil of the total raw materials purchased for the year ended December 31, 2023 (2022: 1%), and 14% of the total purchases of finished goods for the year ended December 31, 2023 (2022: 7%) (Note 32). The payables for these purchases were presented as part of trade accounts payable (Note 17), which represents 0.19% of the total liabilities as of December 31, 2023 (2022: 0.80%).

Rincian pembelian dari pihak berelasi adalah sebagai berikut:

The details of purchases from related parties are as follows:

	2023 US$ '000	2022 US$ '000	
Bahan baku			**Raw materials**
SCG Chemicals Trading (Singapore) Pte., Ltd.	-	25.499	SCG Chemicals Trading (Singapore) Pte., Ltd.
Barang jadi			**Finished goods**
PTT International Trading Pte., Ltd.	9.735	4.468	PTT International Trading Pte., Ltd.
Thai Paraxylene Company Limited	3.589	-	Thai Paraxylene Company Limited
SCG Chemicals Trading (Singapore) Pte., Ltd.	-	10.279	SCG Chemicals Trading (Singapore) Pte., Ltd.
Map Ta Phut Olefins Co., Ltd.	-	1.947	Map Ta Phut Olefins Co., Ltd.
Jumlah	13.324	42.193	Total

e. Perusahaan memiliki piutang lain-lain kepada pihak berelasi yang sebagian besar merupakan piutang atas penyediaan utilitas berupa *water treatment* (Catatan 7).

e. The Company has other receivables from related parties most of which are receivables related to providing utility for water treatment (Note 7).

f. Perusahaan mengadakan perjanjian dengan PT SCG Barito Logistics untuk pengiriman produk petrokimia dan *warehouse operational* seperti yang dijelaskan pada Catatan 44b.

f. The Company entered into an agreement with PT SCG Barito Logistics to deliver petrochemical products and warehouse operational as discussed in Note 44b.

g. CAP2, entitas anak Perusahaan, mengadakan perjanjian pembelian tanah dengan pihak berelasi. Selama tahun yang berakhir 31 Desember 2023, total pembelian tanah adalah sebesar nihil (31 Desember 2022: US$ 37.101 ribu). Penambahan tanah tersebut disajikan sebagai bagian dari aset tetap (Catatan 14).

g. CAP2, the subsidiary of the Company, has entered into a master purchase agreement with a related party to purchase land. During the year ended December 31, 2023, the total purchase of the land amounted to nil (December 31, 2022: US$ 37,101 thousand). The addition of land was presented as property, plant and equipment (Note 14).

h. Perusahaan mengadakan perjanjian dengan PT Panca Puri Perkasa untuk sewa menyewa gudang seperti yang dijelaskan pada Catatan 44b. Saldo liabilitas sewa pada tanggal 31 Desember 2023 sebesar US$ 5.511 ribu (31 Desember 2022: US$ 5.777 ribu) (Catatan 20).

h. The Company entered into an operating lease agreement with PT Panca Puri Perkasa for warehouse as discussed in Note 44b. The outstanding lease liability amounted to US$ 5,511 thousand as of December 31, 2023 (December 31, 2022: US$ 5,777 thousand) (Note 20).

41. INFORMASI SEGMEN

Segmen Usaha

Grup melaporkan segmen berdasarkan divisi-divisi operasi berikut:

- *Olefin* (*ethylene, propylene, pyrolysis gasoline, mixed C4, naphtha*)
- *Polyolefin* (*polyethylene* dan *polypropylene*)
- *Styrene monomer*
- *Butadiene*
- *Methyl Tertiary Butyl Ether (MTBE) & Butene-1*
- Sewa tangki dan dermaga
- Penjualan daya listrik dan jasa kelistrikan lainnya ("Listrik")

Berikut ini adalah informasi segmen berdasarkan divisi-divisi operasi.

41. SEGMENT INFORMATION

Business Segments

The Group's reportable segments are based on the following operating divisions:

- Olefin (ethylene, propylene, pyrolysis gasoline, mixed C4, naphtha)
- Polyolefin (polyethylene and polypropylene)
- Styrene monomer
- Butadiene
- Methyl Tertiary Butyl Ether (MTBE) & Butene-1
- Tanks and jetty rental
- Sales of electricity and other electrical services ("Electricity")

The following is segment information based on the operating divisions.

	31 Desember/*December* 31, 2023										
	Olefin	Polyolefin	Styrene Monomer	Butadiene	MTBE & Butene-1	Sewa tangki dan dermaga/ *Tanks and jetty lease*	Listrik dan lainnya/ *Electricity and others*	Jumlah/ *Total*	Eliminasi/ *Eliminations*	Konsolidasian/ *Consolidated*	
	US$ '000	US$ '000	US$ '000	US$ '000	US$ '000	US$ '000	US$ '000	US$ '000	US$ '000	US$ '000	
PENDAPATAN											REVENUE
Pendapatan eksternal	357,872	1,267,883	231,640	149,420	75,403	6,496	71,218	2,159,932	-	2,159,932	External revenue
Pendapatan antar segmen	500,177	163,138	6,505	9,028	75,149	1,379	534	755,910	(755,910)	-	Inter-segment revenue
Jumlah pendapatan	858,049	1,431,021	238,145	158,448	150,552	7,875	71,751	2,915,842	(755,910)	2,159,932	Total revenue
HASIL											RESULT
Hasil segmen	63,807	(15,116)	(5,893)	12,128	17,206	5,926	3,772	81,830		81,830	Segment result
Beban yang tidak dapat dialokasikan										(136,394)	Unallocated expenses
Rugi sebelum pajak										(54,564)	Loss before tax
INFORMASI LAINNYA											OTHER INFORMATION
ASET											ASSETS
Aset segmen	1,046,083	715,157	99,669	125,633	111,267	8,565	148,865	2,255,239	(179,213)	2,076,026	Segment assets
Investasi pada asosiasi										135,697	Investment in associate
Aset hak guna - bersih										12,206	Right of use assets - net
Aset yang tidak dapat dialokasi										3,390,523	Unallocated assets
Jumlah aset yang dikonsolidasikan										5,614,452	Consolidated total assets
LIABILITAS											LIABILITIES
Liabilitas segmen	(655,206)	(49,926)	(21,801)	(4,878)	(16,833)	(4)	(2,901)	(751,549)	181,876	(569,673)	Segment liabilities
Liabilitas yang tidak dapat dialokasi										(2,050,879)	Unallocated liabilities
Jumlah liabilitas yang dikonsolidasikan										(2,620,552)	Consolidated total liabilities
Pengeluaran modal	31,238	58	-	-	-	169	7,113	38,578	-	38,578	Capital expenditures
Pengeluaran modal yang tidak dapat dialokasikan										52,833	Unallocated capital expenditures
Jumlah pengeluaran modal										91,411	Total capital expenditures
Beban penyusutan	50,518	39,278	5,764	5,340	3,810	729	7,240	112,679	-	112,679	Depreciation expense

	31 Desember/*December* 31, 2022									
	Olefin	Polyolefin	Styrene Monomer	Butadiene	MTBE & Butene-1	Sewa tangki dan dermaga/ *Tanks and jetty lease*	Jumlah/ *Total*	Eliminasi/ *Eliminations*	Konsolidasian/ *Consolidated*	
	US$ '000	US$ '000	US$ '000	US$ '000	US$ '000	US$ '000	US$ '000	US$ '000	US$ '000	
PENDAPATAN										REVENUE
Pendapatan eksternal	412.119	1.482.527	280.408	162.872	39.635	7.030	2.384.591	-	2.384.591	External revenue
Pendapatan antar segmen	594.725	39.430	9.562	19.532	39.356	1.459	704.064	(704.064)	-	Inter-segment revenue
Jumlah pendapatan	1.006.844	1.521.957	289.970	182.404	78.991	8.489	3.088.655	(704.064)	2.384.591	Total revenue
HASIL										RESULT
Hasil segmen	36.369	(31.610)	(12.647)	(13.308)	3.762	6.480	(10.954)		(10.954)	Segment result
Beban yang tidak dapat dialokasikan									(165.521)	Unallocated expenses
Rugi sebelum pajak									(176.475)	Loss before tax
INFORMASI LAINNYA										OTHER INFORMATION
ASET										ASSETS
Aset segmen	829.535	723.903	175.318	147.975	109.800	13.205	1.999.736	(86.500)	1.913.236	Segment assets
Aset yang tidak dapat dialokasi									3.016.635	Unallocated assets
Jumlah aset yang dikonsolidasikan									4.929.871	Consolidated total assets
LIABILITAS										LIABILITIES
Liabilitas segmen	(329.633)	(9.659)	(5.401)	(6.223)			(350.916)	86.500	(264.416)	Segment liabilities
Liabilitas yang tidak dapat dialokasi									(1.856.349)	Unallocated liabilities
Jumlah liabilitas yang dikonsolidasikan									(2.120.765)	Consolidated total liabilities
Pengeluaran modal	845	475	121	-	-	-	1.441	-	1.441	Capital expenditures
Pengeluaran modal yang tidak dapat dialokasikan									108.013	Unallocated capital expenditures
Jumlah pengeluaran modal									109.454	Total capital expenditures

Segmen Geografis

Pendapatan berdasarkan pasar

Berdasarkan pasar geografis tanpa memperhatikan tempat diproduksinya barang, seluruh penjualan Grup dilakukan dengan negara Asia. Grup beroperasi di wilayah Indonesia dan Singapura.

Geographical Segments

Revenues based on market

Based on geographical segments without considering where the products are produced, all Group's sales were made to Asian countries. The Group operates in Indonesia and Singapore.

42. ASET DAN LIABILITAS MONETER DALAM MATA UANG SELAIN DOLAR AMERIKA SERIKAT

Grup, kecuali RPU dan KSE, mempunyai aset dan liabilitas moneter dalam mata uang selain Dolar Amerika Serikat sebagai berikut:

42. MONETARY ASSETS AND LIABILITIES DENOMINATED IN CURRENCIES OTHER THAN UNITED STATES DOLLAR

The Group, except RPU and KSE, had monetary assets and liabilities denominated in currencies other than United States Dollar as follows:

		31 Desember/*December 31*, 2023		31 Desember/*December 31*, 2022		
		Mata uang selain Dolar Amerika Serikat/ *Currencies other than U.S. Dollar*	Ekuivalen dalam US$ '000/ *Equivalent in US$ '000*	Mata uang selain Dolar Amerika Serikat/ *Currencies other than U.S. Dollar*	Ekuivalen dalam US$ '000/ *Equivalent in US$ '000*	
ASET						ASSETS
Kas dan setara kas	Rp'000	5.386.450.018	349.406	469.904.052	29.871	Cash and cash equivalents
	Lainnya/ *Others*		10.535		197	
Piutang usaha	Rp'000	1.972.601.777	127.958	1.365.119.159	86.779	Trade accounts receivable
Piutang lain-lain	Rp'000	193.124.510	12.528	179.892.532	11.436	Other accounts receivable
Pajak dibayar dimuka	Rp'000	514.971.480	33.405	246.819.390	15.690	Prepaid taxes
Aset lancar lainnya	Rp'000	1.182.330.120	76.695	355.193.836	22.579	Other current assets
Tagihan restitusi pajak	Rp'000	94.199.745	6.111	94.199.751	5.988	Claims for tax refunds
Aset lain-lain tidak lancar	Rp'000	279.029.600	18.100	2.596.980.831	165.087	Other non-current assets
Jumlah			634.738		337.627	Total
LIABILITAS						LIABILITIES
Utang usaha	Rp'000	2.223.150.925	144.206	2.350.573.213	149.423	Trade accounts payable
	Lainnya/ *Others*		698		1.180	
Utang lain-lain kepada pihak ketiga	Rp'000	76.000.880	4.930	35.524.305	2.258	Other accounts payable to third parties
Utang pajak	Rp'000	113.665.452	7.373	22.090.210	1.404	Taxes payable
Biaya yang masih harus dibayar	Rp'000	257.434.299	16.699	100.270.652	6.374	Accrued expenses
Liabilitas sewa	Rp'000	140.077.962	9.087	90.877.987	5.777	Lease liabilities
Utang bank jangka panjang	Rp'000	929.136.000	60.271	1.351.204.000	85.894	Long-term loan
Utang obligasi	Rp'000	9.350.170.978	606.524	8.379.750.000	532.690	Bonds payable
Jumlah			849.788		785.000	Total
Liabilitas Bersih			(215.050)		(447.373)	Net Liabilities

Entitas anak, RPU dan KSE, memiliki mata uang fungsional dalam Rupiah Indonesia (Rp), dimana aset bersih dalam mata uang asing sebesar nihil pada tanggal 31 Desember 2023 dan 2022.

The subsidiary, RPU and KSE, has functional currency in Indonesian Rupiah (Rp), in which its foreign currency denominated net assets amounted to nil as of December 31, 2023 dan 2023.

Kurs konversi yang digunakan Grup pada 31 Desember 2023 adalah US$ 0,065 (31 Desember 2022: US$ 0,067) untuk Rp 1.000.

The conversion rates used by the Group as of December 31, 2023 are US$ 0.065 (December 31, 2022: US$ 0.067), for Rp 1,000.

43. REKONSILIASI LIABILITAS YANG TIMBUL DARI AKTIVITAS PENDANAAN

43. RECONCILIATION OF LIABILITIES ARISING FROM FINANCING ACTIVITIES

	1 Januari 2023/ *January 1, 2023*	Arus kas dari aktivitas pendanaan - bersih/ *Financing cash flows - net*	Perubahan transaksi non kas/ *Non-cash changes*: Amortisasi biaya transaksi/ *Amortization of transaction costs*	Perubahan transaksi non kas/ *Non-cash changes*: Pengaruh selisih kurs/ *Effect of changes in foreign exchange rates*	Perubahan transaksi non kas/ *Non-cash changes*: Lain-lain*)/ *Others*	31 Desember 2023/ *December 31, 2023*	
	US$ '000	US$ '000	US$ '000	US$ '000	US$ '000	US$ '000	
Utang bank							Bank loans
Jangka pendek	636	10,000	-	13	-	10,649	Short-term
Jangka panjang	934,905	184,256	(1,157)	(3,649)	-	1,114,355	Long-term
Utang obligasi	529,765	67,381	(463)	9,841	-	606,524	Bonds payable
Liabilitas sewa	5,777	(1,923)	-	-	5,319	9,173	Lease liabilities
Jumlah	1,471,083	259,714	(1,620)	6,205	5,319	1,740,701	Total

*) termasuk perolehan liabilitas sewa yang berasal dari akuisisi entitas anak dan penambahan tahun berjalan.

*) include additions of lease liabilities from acquisition of subsidiary and addition during the year.

	1 Januari 2022/ *January 1, 2022*	Arus kas dari aktivitas pendanaan - bersih/ *Financing cash flows - net*	Perubahan transaksi non kas/ *Non-cash changes*: Amortisasi biaya transaksi/ *Amortization of transaction costs*	Pengaruh selisih kurs/ *Effect of changes in foreign exchange rates*	Penyesuaian Sewa/ Lease Adjustment	31 Desember 2022/ *December 31, 2022*	
	US$ '000	US$ '000	US$ '000	US$ '000	US$ '000	US$ '000	
Utang bank							Bank loans
Jangka pendek	701	(65)	-	-	-	636	Short-term
Jangka panjang	660.867	281.310	4.534	(11.806)	-	934.905	Long-term
Utang obligasi	407.598	172.585	962	(51.380)	-	529.765	Bonds payable
Liabilitas sewa	7.252	(345)	-	-	(1.130)	5.777	Lease liabilities
Jumlah	1.076.418	453.485	5.496	(63.186)	(1.130)	1.471.083	Total

44. IKATAN

a. Fasilitas kredit yang belum digunakan

Pada tanggal 31 Dssember 2023, Grup mempunyai fasilitas pinjaman yang belum digunakan sebagai berikut:

44. COMMITMENTS

a. Unused credit facilities

As of December 31, 2023, the Group has unused credit facilities as follows:

	Fasilitas maksimal/ *Maximum facilities*	Fasilitas yang telah digunakan/ *Used facilities*	Fasilitas yang belum digunakan/ *Unused facilties*	Tanggal jatuh tempo/ *Maturity date*	
	US$ '000	US$ '000	US$ '000		
Citibank, N.A., Limit gabungan fasilitas perbankan	80.000	-	80.000	21 Agustus 2024/ *August 21, 2024*	Citibank, N.A., Combined limit banking facilities
PT Bank Danamon Indonesia Tbk *Omnibus Trade Finance* dan *Trust Receipt Facility*	75.000	46.142	28.858	30 Juli 2024/ *July 30, 2024*	PT Bank Danamon Indonesia Tbk Omnibus Trade Finance and Trust Receipt Facility
Committed	20.000	-	20.000	30 Juli 2024/ *July 30, 2024*	Committed
DBS Bank Ltd., Singapura *Uncommitted*	85.000	85.000	-	29 Juli 2024/ *July 29, 2024*	DBS Bank Ltd., Singapore Uncommitted
Committed	110.000	92.605	17.395	24 Juni 2024/ *June 24, 2024*	Committed
PT Bank Central Asia Tbk *Sight L/C* dan *Usance L/C*	80.000	5.549	74.451	27 April 2024/ *April 27, 2024*	PT Bank Central Asia Tbk Sight L/C and Usance L/C
PT Bank HSBC Indonesia (d/h The Hongkong and Shanghai Banking Corporation Limited) *Uncommitted*	125.000	125.000	-	31 Juli 2024/ *July 31, 2024*	PT Bank HSBC Indonesia (formerly The Hongkong and Shanghai Banking Corporation Limited) Uncommitted
Committed	50.000	42.949	7.051	31 Juli 2024/ *July 31, 2024*	Committed
The Siam Commercial Bank Public Company Limited *Usance L/C*	70.000	-	70.000	14 Nopember 2024/ *November 14, 2024*	The Siam Commercial Bank Public Company Limited Usance L/C
National Bank of Kuwait *Singapore Branch* *Sight L/C dan Usance L/C*	105.000	53.075	51.925	18 September 2024/ *September 18, 2024*	National Bank of Kuwait Singapore Branch Sight L/C and Usance L/C
PT Bank BNP Paribas Indonesia *Uncommitted*	30.000	3.978	26.022	31 Juli 2024/ *July 31, 2024*	PT Bank BNP Paribas Indonesia Uncommitted
Kasikorn Bank Public Company Limited *Letter of Credit Facility dan Trust Receipt Facility*	128.567	14.181	114.386	30 Juni 2024/ *June 30, 2024*	Kasikorn Bank Public Company Limited Letter of Credit Facility and Trust Receipt Facility
Committed	46.752	-	46.752	8 Desember 2024/ *December 8, 2024*	Committed
PT Bank CIMB Niaga Tbk *Uncommitted*	25.000	15.710	9.290	4 Mei 2024/ *May 4, 2024*	PT Bank CIMB Niaga Tbk Uncommitted
Revolving credit facility	15.000	-	15.000	4 Mei 2024/ *May 4, 2024*	Revolving credit facility

	Fasilitas maksimal/ *Maximum facilities* US$ '000	Fasilitas yang telah digunakan/ *Used facilities* US$ '000	Fasilitas yang belum digunakan/ *Unused facilties* US$ '000	Tanggal jatuh tempo/ *Maturity date*	
PT Bank Mandiri (Persero) Tbk					PT Bank Mandiri (Persero) Tbk
Uncommitted	75.000	20.744	54.256	30 Juli 2024/ *July 30, 2024*	Uncommitted
Committed	50.000	-	50.000	30 Juli 2024/ *July 30, 2024*	Committed
Bank Permata Tbk					Bank Permata Tbk
Committed	60.000	-	60.000	7 September 2026/ *September 7, 2026*	Committed
PT Bank Negara Indonesia (Persero) Tbk					PT Bank Negara Indonesia (Persero) Tbk
Letter of Credit Facility	50.000	-	50.000	1 Nopember 2024/ *November 1, 2024*	Letter of Credit Facility
PT Bank Rakyat Indonesia (Persero) Tbk					PT Bank Rakyat Indonesia (Persero) Tbk
Letter of Credit Facility	75.000	29.164	45.836	3 Januari 2025/ *January 3, 2025*	Letter of Credit Facility
PT Bank UOB Indonesia					PT Bank UOB Indonesia
Uncommitted	30.000	-	30.000	25 Juli 2025/ *July 25, 2025*	Uncommitted
CIMB Bank Berhad Singapura					CIMB Bank Berhad Singapore
Uncommitted	65.000	52.772	12.228	29 Juli 2024/ *July 29, 2024*	Uncommitted
United Overseas Bank Limited Singapura					United Overseas Bank Limited Singapore
Uncommitted	70.000	26.457	43.543	29 Juli 2024/ *July 29, 2024*	Uncommitted
OCBC Limited Singapura					OCBC Limited Singapore
Uncommitted	60.000	49.500	10.500	30 April 2024/ *April 30, 2024*	Uncommitted

Seluruh fasilitas kredit modal kerja tidak dijaminkan.

All working capital credit facilities are unsecured.

b. Perjanjian operasional

- Pada bulan Juni 2013, Grup mengadakan perjanjian ventura bersama dengan Compagnie Financiere Michelin SCmA (Michelin). Dalam perjanjian tersebut, Perusahaan dan PBI setuju untuk menjual dan/atau memasok *butadiene* kepada SRI secara non-eksklusif. Perusahaan juga akan berbagi fasilitas dan menyediakan jasa untuk mendukung kegiatan usaha dan operasional SRI, berupa antara lain *HP steam, jetty* dan gudang penyimpanan, pembuangan limbah, akses jalan, dan lain-lain. Perjanjian ini akan terus berlaku hingga diakhiri berdasarkan kesepakatan bersama dari para pihak. Sehubungan dengan telah bergabungnya PBI ke dalam Perusahaan efektif tanggal 1 Januari 2020, maka seluruh kewajiban PBI berdasarkan perjanjian ini beralih demi hukum kepada Perusahaan dan kewajiban tersebut dengan demikian menjadi tanggung jawab Perusahaan.

- Grup dan GI mengadakan perjanjian sewa ruang kantor dan lahan parkir selama satu tahun di Wisma Barito Pacific, Jalan Let. Jend. S. Parman Kav. 62-63, Jakarta 11410 yang akan berakhir di bulan Juni 2025 (Catatan 40).

b. Operational agreements

- In June 2013, the Group entered into a joint-venture agreement with Compagnie Financiere Michelin SCmA (Michelin). Based on the agreement, the Company and PBI agrees to sell and/or provide butadiene to SRI in non- exclusive basis. The Company will also share their facility and provide service to support SRI's business and operational activity, among others HP steam, jetty and warehouse storage, waste removal, road access, and others. The agreement shall continue in effect unless it is terminated by both parties on the basis of mutual agreement. In relation with the merger of PBI into the Company effective as of January 1, 2020, then all obligations of PBI under these agreements are transferred by law to the Company and those obligations thereafter become the responsibility of the Company.

- The Group and GI entered into operating lease agreements for office space and parking area rental for one year on Wisma Barito Pacific, Jalan Let. Jend. S. Parman Kav. 62-63, Jakarta 11410 which will expire in June 2025 (Note 40).

- Pada tanggal 18 Januari 2018, Perusahaan mengadakan perjanjian dengan PT SCG Barito Logistics yang telah diamendemen pada tanggal 1 Februari 2020 untuk pengiriman produk petrokimia dan operasional gudang. Perjanjian ini akan secara otomatis diperpanjang secara tahunan dan akan diakhiri dengan persetujuan kedua belah pihak.

- On January 18, 2018, the Company entered into an agreement with PT SCG Barito Logistics which has been amended on February 1, 2020 to deliver petrochemical products and warehouse operational. This agreement will automatically extended annually and will be terminated upon the mutual agreement of both parties.

- Pada bulan 17 Februari 2023, Perusahaan mengadakan perpanjangan kontrak atas perjanjian *Network Integration Optimization* and *IT Infrastructure Manage Services* dengan PT Kyndryl Solutions Indonesia ("Kyndryl"). Berdasarkan perjanjian ini, Kyndryl menyetujui untuk menyewakan peralatan IT dan jaringannya kepada Perusahaan. Perjanjian ini akan berakhir pada bulan 31 Maret 2028.

- On February 17, 2023, the Company entered into a contract extension on the agreement of Network Integration, Optimization and IT Infrastructure Manage Services with PT Kyndryl Solutions Indonesia ("Kyndryl"). Under this agreement, Kyndryl agreed to provide IT equipment and infrastructure to the Company. This agreement will expire on March 31, 2028.

- Pada tanggal 27 April 2018, CAP2 mengadakan perjanjian dengan Lummus Technology LLC untuk pengadaan lisensi dan desain teknik untuk pabrik *Olefin* dan *Butadiene*; Basell *Polyolefine* GmbH dan Basell Poliolefine Italia S.r.l untuk pengadaan lisensi proses pabrik *HDPE* dan *LDPE*; GTC Technology US, LLC untuk pengadaan lisensi, rekayasa dasar dan teknik teknologi *Aromatic Recovery Unit* (ARU); dan Texplore Co., Ltd., untuk pengadaan lisensi teknologi *E-Lene* untuk pabrik *Polypropylene*.

  Pabrik akan dibangun di Cilegon, Banten dan seluruh pekerjaan tersebut diekspektasi untuk selesai pada 2026-2027.

- On April 27, 2018, CAP2 entered into the agreement with Lummus Technology LLC to license and engineering design for Olefin and Butadiene plant; Basell Polyolefine GmbH and Basell Poliolefine Italia S.r.l to license for HDPE and LDPE plant; GTC Technology US, LLC to license, basic engineering dan technical services for Aromatic Recovery Unit (ARU) technology; and Texplore Co., Ltd. to license E-Lene technology package for Polypropylene plant.

  The plants will be built in Cilegon, Banten and all works are expected to be completed in 2026-2027.

- Pada tanggal 4 Mei 2020, Perusahaan menandatangani perjanjian sewa menyewa gudang yang berlokasi di kawasan Krakatau Industrial Estate Cilegon, Jalan Asia Raya, Kelurahan Kotasari, Kecamatan Gerogol, Kota Cilegon, Provinsi Banten, seluas 25.704 m^2 dengan PT Panca Puri Perkasa yang akan berakhir pada 23 Oktober 2030 (Catatan 40). Pada tanggal 25 Maret 2022, Perusahaan melakukan amandemen atas perjanjian tersebut dimana terdapat perubahan luas sewa tanah yang efektif berlaku sejak 1 April 2022.

- On May 4, 2020, the Company entered into operating lease agreement for warehouse located in Krakatau Industrial Estate Cilegon area, Jalan Asia Raya, Kelurahan Kotasari, Kecamatan Gerogol, Kota Cilegon, Provinsi Banten, with total area of 25,704 square meters with PT Panca Puri Perkasa which will expire on October 23, 2030 (Note 40). On March 25, 2022, the Company amended the agreement on changes of land rent area effective from April 1, 2022.

- Pada tanggal 16 Juni 2020, Perusahaan menandatangani perjanjian sewa untuk pemanfaatan lahan untuk pemasangan jalur pipa gas di tanah PT Pertamina Gas yang akan berakhir pada tanggal 14 Agustus 2026.

- On June 16, 2020, the Company entered into land lease agreement for pipeline installation on PT Pertamina Gas's land which will expire on August 14, 2026.

- Pada tanggal 23 November 2021, CAP2 telah menunjuk dan menandatangani perjanjian dengan empat kontraktor yaitu Toyo Engineering Corporation, Samsung Engineering Co., Ltd., Wood, dan PT Haskoning Indonesia untuk mengerjakan *Front-End Engineering Design* ("FEED") atas pembangunan pabrik CAP2.

- On November 23, 2021, CAP2 has appointed and signed agreements with four contractors namely Toyo Engineering Corporation, Samsung Engineering Co., Ltd., Wood, and PT Haskoning Indonesia to work on the Front-End Engineering Design ("FEED") for its construction of CAP2's plants.

- Pada tanggal 28 Maret 2013, KCE mengadakan Perjanjian Jual Beli Gas Industri Manufaktur dan Pembangkitan Listrik ("PJBTG") No. 344/DUKCE/KONTR/2013 dengan PT Perusahaan Gas Negara ("PGN"). Perjanjian ini berakhir dalam waktu 10 tahun sejak tanggal 1 Januari 2007. Pada tanggal 30 Desember 2022, KCE dan PGN menandatangani Amendemen Kesebelas atas PJBTG yang memperpanjang jangka waktu perjanjian hingga 31 Desember 2027.

  PGN memberlakukan pemakaian gas minimum dan maksimum, dimana apabila pemakaian KCE di bawah minimum pemakaian, maka KCE tetap perlu membayar sebanyak minimum pemakaian. Selisih antara minimum pemakaian dan pemakaian aktual akan menjadi deposito gas. Apabila pemakaian KCE melebihi pemakaian maksimum, maka KCE akan dikenakan *surcharge* dengan tarif yang sesuai dengan Keputusan Direksi PGN yang berlaku pada saat itu. Secara historis, KCE belum pernah melebihi pemakaian maksimum.

  Berdasarkan Amendemen Kesepuluh atas PJBTG tanggal 5 Juni 2020, pemakaian gas minimum dan maksimum KCE adalah masing-masing 9 *Billion British Thermal Unit* ("BBTU")/hari kerja dan 13,5 BBTU/hari kerja, berlaku hingga 31 Desember 2022. Kemudian sebagaimana diubah dan dinyatakan kembali melalui Amendemen Kesebelas atas PJBTG, berlaku mulai 1 Januari 2023, jumlah pemakaian gas minimum dan maksimum KCE menjadi masing-masing 9,5 BBTU/hari kerja dan 21 BBTU/hari kerja.

- On March 28, 2013, KCE entered into a Sale and Purchase of Gas for Manufacturing Industry and Electricity Generating Agreement ("PJBTG") No.344/DUKCE/KONTR/2013 with PT Perusahaan Gas Negara ("PGN"). The agreement will expire in 10 years from January 1, 2007. On December 30, 2022, KCE and PGN signed the Eleventh Amendment to the PJBTG to extend the period of agreement until December 31, 2027.

  PGN implements a minimum and maximum gas usage, whereas, if KCE does not meet the minimum usage, KCE is liable to pay for the minimum usage. Any difference between the minimum usage and actual usage will be accounted for as gas deposit. If KCE exceeds the maximum usage, KCE will be billed with a surcharge which rates follows the Decree of Director of PGN at the time of the excess usage. Historically, KCE has never exceeded the maximum usage.

  According to the Tenth Amendment to the PJBTG dated June 5, 2020, KCE's minimum and maximum usage of gas are 9 Billion British Thermal Unit ("BBTU")/working day and 13.5 BBTU/working day, respectively, valid until December 31, 2022. As amended and restated by the Eleventh Amendment to the PJBTG starting on January 1, 2023, the minimum and maximum KCE gas consumption will be 9.5 BBTU/working day and 21 BBTU/working day, respectively.

- Pada tanggal 4 Agustus 2023, CAA telah menunjuk dan menandatangani perjanjian dengan dua kontraktor yaitu China Tianchen Engineering Corporation dan China Chengda Engineering Co., Ltd. untuk mengerjakan *Front-End Engineering Design* ("FEED") atas pembangunan pabrik CAA.

- On August 4, 2023, CAA has appointed and signed agreements with two contractors namely China Tianchen Engineering Corporation dan China Chengda Engineering Co., Ltd. to work on the Front-End Engineering Design ("FEED") for its construction of CAA's plants.

- Pada tanggal 19 September 2023, CAA telah menunjuk dan menandatangani perjanjian dengan *Joint Operation* PT PP (Persero) Tbk dan PT Seven Gates Indonesia untuk mengerjakan pematangan lahan.

- On September 19, 2023, CAA has appointed and signed agreements with Joint Operation PT PP (Persero) Tbk and PT Seven Gates Indonesia to work on land preparation.

45. INSTRUMEN KEUANGAN, MANAJEMEN RISIKO KEUANGAN DAN MODAL

45. FINANCIAL INSTRUMENTS, FINANCIAL RISK AND CAPITAL MANAGEMENT

a. Kategori dan Kelas Instrumen Keuangan

a. Categories and Classes of Financial Instruments

	Aset keuangan pada biaya perolehan yang diamortisasi/ *Financial assets at amortized cost*	Aset keuangan pada nilai wajar melalui laba rugi/ *Financial assets at fair value through profit or loss*	Instrumen utang diklasifikasikan pada FVTOCI/ *Debt instrument classified as at FVTOCI*	Aset derivatif yang diukur pada nilai wajar melalui laba rugi/ *Derivative assets measured at fair value through profit and loss*	Liabilitas pada biaya perolehan diamortisasi/ *Liabilities at amortized cost*	Liabilitas derivatif yang diukur pada nilai wajar melalui laba rugi/ *Derivative liabilities measured at fair value through profit and loss*	Derivatif yang digunakan *untuk* lindung nilai/ *Derivatives designated as hedge instrument*	Jumlah/ *Total*	
	US$ '000	US$ '000	US$ '000	US$ '000	US$ '000	US$ '000	US$ '000	US$ '000	
31 Desember 2023									**December 31, 2023**
Aset Keuangan Lancar									**Current Financial Assets**
Bank dan deposito berjangka	1.439.621	-	-	-	-	-	-	1.439.621	Cash in banks and time deposits
Piutang usaha									Trade accounts receivable
Pihak berelasi	18.624	-	-	-	-	-	-	18.624	Related parties
Pihak ketiga	135.152	-	-	-	-	-	-	135.152	Third parties
Piutang lain-lain									Other accounts receivable
Pihak berelasi	2.119	-	-	-	-	-	-	2.119	Related parties
Pihak ketiga	57.283	-	-	-	-	-	-	57.283	Third parties
Aset lancar lainnya	541.941	51.711	54.205	-	-	-	-	647.857	Other current assets
Aset Keuangan Tidak Lancar									**Non-current Financial Assets**
Aset keuangan derivatif	-	-	-	-	-	-	29.428	29.428	Derivative financial assets
Aset tidak lancar lainnya	381.779	2.203	-	-	-	-	-	383.982	Other non-current assets
Jumlah Aset Keuangan	2.576.519	53.914	54.205	-	-	-	29.428	2.714.066	Total Financial Assets
Liabilitas Keuangan Jangka Pendek									**Current Financial Liabilities**
Utang bank jangka pendek	-	-	-	-	10.649	-	-	10.649	Short-term bank loan
Utang usaha									Trade accounts payable
Pihak berelasi	-	-	-	-	4.874	-	-	4.874	Related parties
Pihak ketiga	-	-	-	-	657.159	-	-	657.159	Third parties
Utang lain-lain kepada									Other accounts payable to
pihak ketiga	-	-	-	-	7.945	-	-	7.945	third parties
Biaya yang masih harus dibayar	-	-	-	-	27.408	-	-	27.408	Accrued expenses
Liabilitas jangka panjang yang jatuh tempo									Current maturities of long-term
dalam satu tahun:									liabilities:
Utang bank	-	-	-	-	59.276	-	-	59.276	Bank loans
Utang obligasi	-	-	-	-	18.077	-	-	18.077	Bonds payable
Liabilitas Keuangan Jangka Panjang									**Non-current Financial Liabilities**
Liabilitas jangka panjang - setelah dikurangi									Long-term liabilities - net of
bagian yang jatuh tempo dalam satu tahun:									current maturities:
Utang bank	-	-	-	-	1.055.079	-	-	1.055.079	Bank loans
Utang obligasi	-	-	-	-	588.447	-	-	588.447	Bonds payable
Liabilitas keuangan derivatif	-	-	-	-	-	2.762	16.738	19.500	Derivative financial liabilities
Jumlah Liabilitas Keuangan	-	-	-	-	2.428.914	2.762	16.738	2.448.414	Total Financial Liabilities

	Aset keuangan pada biaya perolehan yang diamortisasi/ *Financial assets at amortized cost*	Aset keuangan pada nilai wajar melalui laba rugi/ *Financial assets at fair value through profit or loss*	Instrumen utang diklasifikasikan pada FVTOCI/ *Debt instrument classified as at FVTOCI*	Aset derivatif yang diukur pada nilai wajar melalui laba rugi/ *Derivative assets measured at fair value through profit and loss*	Liabilitas pada biaya perolehan diamortisasi/ *Liabilities at amortized cost*	Liabilitas derivatif yang diukur pada nilai wajar melalui laba rugi/ *Derivative liabilities measured at fair value through profit and loss*	Derivatif yang digunakan *untuk* lindung nilai/ *Derivatives designated as hedge instrument*	Jumlah/ *Total*	
	US$ '000	US$ '000	US$ '000	US$ '000	US$ '000	US$ '000	US$ '000	US$ '000	
31 Desember 2022									**December 31, 2022**
Aset Keuangan Lancar									**Current Financial Assets**
Bank dan deposito berjangka	1.403.917	-	-	-	-	-	-	1.403.917	Cash in banks and time deposits
Piutang usaha									Trade accounts receivable
Pihak berelasi	17.916	-	-	-	-	-	-	17.916	Related parties
Pihak ketiga	87.301	-	-	-	-	-	-	87.301	Third parties
Piutang lain-lain									Other accounts receivable
Pihak berelasi	4.310	-	-	-	-	-	-	4.310	Related parties
Pihak ketiga	22.561	-	-	-	-	-	-	22.561	Third parties
Aset lancar lainnya	220.329	94.381	18.121	-	-	-	-	332.831	Other current assets
Aset Keuangan Tidak Lancar									**Non-current Financial Assets**
Aset keuangan derivatif	-	-	-	78	-	-	39.476	39.554	Derivative financial assets
Aset tidak lancar lainnya	543.546	124	-	-	-	-	-	543.670	Other non-current assets
Jumlah Aset Keuangan	2.299.880	94.505	18.121	78	-	-	39.476	2.452.060	Total Financial Assets
Liabilitas Keuangan Jangka Pendek									**Current Financial Liabilities**
Utang bank jangka pendek	-	-	-	-	636	-	-	636	Short-term bank loan
Utang usaha									Trade accounts payable
Pihak berelasi	-	-	-	-	16.870	-	-	16.870	Related parties
Pihak ketiga	-	-	-	-	425.523	-	-	425.523	Third parties
Utang lain-lain kepada									Other accounts payable to
pihak ketiga	-	-	-	-	5.880	-	-	5.880	third parties
Biaya yang masih harus dibayar	-	-	-	-	11.925	-	-	11.925	Accrued expenses
Liabilitas jangka panjang yang jatuh tempo									Current maturities of long-term
dalam satu tahun:									liabilities:
Utang bank	-	-	-	-	54.402	-	-	54.402	Bank loans
Utang obligasi	-	-	-	-	78.020	-	-	78.020	Bonds payable
Liabilitas Keuangan Jangka Panjang									**Non-current Financial Liabilities**
Liabilitas jangka panjang - setelah dikurangi									Long-term liabilities - net of
bagian yang jatuh tempo dalam satu tahun:									current maturities:
Utang bank	-	-	-	-	880.503	-	-	880.503	Bank loans
Utang obligasi	-	-	-	-	451.745	-	-	451.745	Bonds payable
Liabilitas keuangan derivatif	-	-	-	-	-	2.531	21.992	24.523	Derivative financial liabilities
Jumlah Liabilitas Keuangan	-	-	-	-	1.925.504	2.531	21.992	1.950.027	Total Financial Liabilities

Pada tanggal 1 April 2022, Grup mereklasifikasi portofolio investasi obligasi dari nilai wajar melalui kategori pengukuran pendapatan komprehensif lain sebesar US$ 393.341 ribu dan ke dalam kategori pengukuran biaya diamortisasi sebagai akibat dari perubahan model bisnis. Manajemen Grup menentukan bahwa karena perubahan internal dalam mengelola investasi obligasi di mana untuk hasil jangka panjang, investasi dalam obligasi tersebut saat ini dimiliki dalam model bisnis yang tujuannya adalah untuk memiliki aset untuk mendapatkan arus kas kontraktual dan membiayai pengembangan dari CAP2. Setelah tanggal reklasifikasi, instrumen ini tidak akan diukur pada nilai wajar dengan perubahan nilai wajar pada pendapatan komprehensif lain.

On April 1, 2022, the Group reclassified the portfolio of investment in bonds out of the fair value through other comprehensive income measurement category amounted to US$ 393,341 thousand and into the amortised cost measurement category as a result of the change in the business model. The Group's management determined that due to internal changes in managing these investment in bonds in which for a long term yield, these investment in bonds are currently held within a business model whose objective is to hold assets to collect the contractual cash flows and finance the development of CAP2. Subsequent to the reclassification date, these instruments will no longer be measured at fair value with changes in fair value recognized in other comprehensive income.

Portofolio investasi pada obligasi direklasifikasi pada nilai wajar. Namun, pada tanggal reklasifikasi, keuntungan atau kerugian kumulatif yang sebelumnya diakui dalam penghasilan komprehensif lain dikeluarkan dari ekuitas dan disesuaikan dengan nilai wajar portofolio investasi obligasi. Akibatnya, portofolio investasi pada obligasi diukur pada tanggal reklasifikasi seolah-olah selalu diukur pada biaya perolehan diamortisasi. Suku bunga efektif dan pengukuran kerugian kredit ekspektasian tidak disesuaikan sebagai akibat dari reklasifikasi. Risiko kredit pada pengakuan awal terus digunakan untuk menilai perubahan risiko kredit pada obligasi.

The portfolio of investment in bonds is reclassified at fair value. However, at the reclassification date, the cumulative gain or loss previously recognised in other comprehensive income is removed from equity and adjusted against the fair value of the portfolio of investment in bonds. As a result, the portfolio of investment in bonds is measured at the reclassification date as if it had always been measured at amortised cost. The effective interest rate and the measurement of expected credit losses are not adjusted as a result of the reclassification. The credit risk at initial recognition continues to be used to assess changes in the credit risk on the bonds.

Pada tanggal 31 Desember 2023, nilai wajar investasi pada obligasi yang dicatat pada biaya perolehan diamortisasi adalah sebesar US$ 603.786 ribu (31 Desember 2022: US$ 686.947 ribu).

As of December 31, 2023, the fair value of investment in bonds carried at amortised cost amounted to US$ 603,786 thousand (December 31, 2022: US$ 686,947 ribu).

b. Tujuan dan kebijakan manajemen risiko keuangan

b. Financial risk management objectives and policies

Fungsi *Corporate Treasury* Grup menyediakan jasa untuk bisnis, mengkoordinasikan akses ke pasar keuangan domestik dan internasional, memantau dan mengelola risiko keuangan yang berkaitan dengan operasi Grup melalui laporan risiko internal yang menganalisis eksposur dengan derajat dan besarnya risiko. Risiko ini termasuk risiko pasar (termasuk risiko mata uang, risiko suku bunga dan risiko harga lainnya), risiko kredit dan risiko likuiditas.

The Group's Corporate Treasury function provides services to the business, co-ordinates access to domestic and international financial markets, monitors and manages the financial risks relating to the operations of the Group through internal risk reports which analyze exposures by degree and magnitude of risks. These risks include market risk (including currency risk, interest rate risk and other price risk), credit risk and liquidity risk.

Grup berusaha untuk meminimalkan dampak dari risiko dengan menggunakan instrumen keuangan derivatif untuk lindung nilai terhadap eksposur risiko. Penggunaan derivatif keuangan diatur oleh kebijakan Grup yang disetujui oleh dewan direksi, yang memberikan prinsip-prinsip tertulis pada risiko nilai tukar, risiko suku bunga, risiko kredit, penggunaan derivatif keuangan dan instrumen derivatif non-keuangan, dan investasi atas kelebihan likuiditas. Kepatuhan terhadap batasan kebijakan dan eksposur ditinjau oleh auditor internal secara terus menerus. Grup tidak melaksanakan atau memperdagangkan instrumen keuangan, termasuk instrumen keuangan derivatif, untuk tujuan spekulasi.

Fungsi *Corporate Treasury* melaporkan secara berkala kepada dewan direksi untuk memantau risiko dan mengurangi eksposur risiko.

The Group seeks to minimize the effects of these risks by using derivative financial instruments to hedge risk exposures. The use of financial derivatives is governed by the Group policies approved by the board of directors, which provide written principles on foreign exchange risk, interest rate risk, credit risk, the use of financial derivatives and non-derivative financial instruments, and the investment of excess liquidity. Compliance with policies and exposure limits is reviewed by the internal auditors on a continuous basis. The Group does not enter into or trade financial instruments, including derivative financial instruments, for speculative purposes.

The Corporate Treasury function reports regularly to the board of directors to monitor risks and mitigate risk exposures.

i. Manajemen risiko pasar

Aktivitas Grup terekspos terutama untuk risiko keuangan atas perubahan nilai tukar mata uang asing (Catatan 45.b.ii) dan suku bunga (Catatan 45.b.iii). Grup mengadakan berbagai instrumen keuangan derivatif untuk mengelola eksposur risiko mata uang asing dan risiko suku bunga, termasuk:

- *Swap* suku bunga untuk mengurangi risiko kenaikan suku bunga;
- Kontrak valuta asing berjangka untuk mengurangi eksposur terhadap fluktuasi nilai tukar; dan
- *Cross Currency Swap* untuk mengurangi risiko kenaikan suku bunga dan kurs pada utang obligasi.

Tidak terdapat perubahan eksposur Grup terhadap risiko pasar atau cara mengelola dan mengukur risiko tersebut.

i. Market risk management

The Group's activities expose it primarily to the financial risks of changes in foreign currency exchange rates (Note 45.b.ii) and interest rates (Note 45.b.iii). The Group enters into a variety of derivative financial instruments to manage its exposure to foreign currency risk and interest rate risk, including:

- Interest rate swaps to mitigate the risk of rising interest rates;
- Forward foreign exchange contracts to mitigate exposures to exchange rate fluctuating; and
- Cross currency swap to mitigate the risk of rising interest rate and foreign exchange on the bonds payable.

There has been no change to the Group's exposure to market risk or the manner in which these risks are managed and measured.

ii. Manajemen risiko mata uang asing

Grup terekspos pengaruh fluktuasi nilai tukar mata uang asing terutama karena transaksi yang didenominasi dalam mata uang asing seperti penjualan domestik, beberapa beban tertentu dan pinjaman yang didenominasi dalam Rupiah. Jumlah eksposur bersih mata uang selain Dolar Amerika Serikat Grup pada tanggal pelaporan diungkapkan dalam Catatan 42.

Grup memelihara saldo kas dalam mata uang Rupiah yang cukup untuk memenuhi kebutuhan pembayaran dalam Rupiah.

ii. Foreign currency risk management

The Group is exposed to the effect of foreign currency exchange rate fluctuation mainly because of foreign currency denominated transactions such as domestic sales, certain expenditure and borrowings denominated in Indonesian Rupiah. The Group's net open currency other than U.S. Dollar exposure as of reporting date is disclosed in Note 42.

The Group maintains sufficient cash balance denominated in Indonesian Rupiah to cover the payments denominated in Indonesian Rupiah.

Analisis sensitivitas mata uang asing

Analisis sensitivitas Grup di bawah ini terhadap peningkatan dan penurunan Dollar Amerika Serikat terhadap mata uang Rupiah menggunakan 2% pada tanggal 31 Desember 2023 (31 Desember 2022: 1%), dengan seluruh variabel konstan lainnya, rugi bersih setelah pajak untuk tahun yang berakhir 31 Desember 2023 akan naik/turun sebesar US$ 3.716 ribu (rugi bersih setelah pajak 2022: turun/naik sebesar US$ 260 ribu). 2% pada tanggal 31 Desember 2023 (31 Desember 2022: 1%) adalah tingkat sensitivitas yang digunakan ketika melaporkan secara internal risiko mata uang asing kepada para karyawan kunci, dan merupakan penilaian manajemen terhadap perubahan yang mungkin terjadi pada nilai tukar valuta asing. Analisis sensitivitas hanya mencakup *item* instrumen keuangan dalam mata uang moneter selain Dolar Amerika Serikat yang ada dan menyesuaikan translasinya pada akhir periode untuk perubahan persentase dalam nilai tukar mata uang asing.

Menurut pendapat manajemen, analisis sensitivitas tidak representatif atas risiko valuta asing melekat karena eksposur pada akhir periode pelaporan tidak mencerminkan eksposur selama tahun berjalan.

Kontrak valuta berjangka

Pada tahun 2022, Grup menandatangani kontrak valuta asing berjangka tertentu sebagai lindung nilai atas dampak terkait fluktuasi harga pembelian bahan baku Grup. Grup menggunakan strategi lindung nilai lanjutan, menggunakan kontrak dengan periode hingga 6 bulan. Pada saat jatuh tempo kontrak berjangka, Grup melakukan kontrak baru yang ditujukan sebagai hubungan lindung nilai terpisah.

Tabel berikut merinci kontrak valuta asing berjangka yang ada pada akhir periode pelaporan:

Foreign currency sensitivity analysis

The Group's sensitivity analysis below to the increase and decrease in the U.S. Dollar against Indonesian Rupiah the relevant foreign currencies uses 2% at December 31, 2023 (December 31, 2022: 1%), with all other variables held constant, net loss after tax for the year ended December 31, 2023 would increase/ decrease by US$ 3,716 thousand (net loss after tax 2022: decrease/increase by US$ 260 thousand). 2% as at December 31, 2023 (December 31, 2022: 1%) are the sensitivity rate used when reporting foreign currency risk internally to key management personnel and represents management's assessment of the reasonably possible change in foreign exchange rates. The sensitivity analysis includes only outstanding monetary items of financial instrument denominated in currency other than U.S. Dollar and adjusts its translation at the period end for percentage change in foreign currency rates.

In management's opinion, the sensitivity analysis is unrepresentative for the inherent foreign exchange risk because the exposure at the end of the reporting period does not reflect the exposure during the year.

Forward foreign exchange contracts

In 2022, the Group has entered into certain forward foreign exchange contracts as hedge of exposure against the fluctuation in the purchase price of the Group's raw materials. The Group utilizes a rollover hedging strategy, using contracts with terms of up to 6 months. Upon maturity of forward contract, the Group enters into a new contract designated as separate hedging relationship.

The following table details the forward foreign currency ("FC") contracts outstanding at the end of the reporting period:

Kontrak *outstanding*	Tingkat rata-rata nilai tukar *Average exchange rate*		Mata uang asing/ *Foreign currency*		Nilai nominal/ *Notional value*		Nilai wajar aset (liabilitas) *Fair value of assets (liabilities)*		*Outstanding contracts*
	31 Desember/ *December 2023*	31 Desember/ *December 2022*	31 Desember/ *December 2023*	31 Desember/ *December 2022*	31 Desember/ *December 2023*	31 Desember/ *December 2022*	31 Desember/ *December 2023*	31 Desember/ *December 2022*	
	Jumlah penuh/ *Full amount*	Jumlah penuh/ *Full amount*	US$' 000	US$' 000	Rp Juta/ *Rp Million*	Rp Juta/ *Rp Million*	US$' 000	US$' 000	
Beli US$									Buy US$
Kurang dari 3 bulan	15.255	14.871	-	27.000	-	420.720	-	16	Less than 3 months

iii. Manajemen risiko tingkat bunga

Grup terpapar risiko suku bunga karena entitas dalam Grup meminjam dana dari bank mayoritas dalam Dolar Amerika Serikat dengan tingkat bunga mengambang. Risiko ini dikelola oleh Grup, antara lain, dengan menggunakan kontrak *swap* suku bunga. Aktivitas lindung nilai dievaluasi secara reguler untuk menyelaraskan dengan pandangan suku bunga dan *defined risk appetite*, untuk memastikan strategi lindung nilai paling efektif telah diterapkan.

Eksposur Grup atas suku bunga liabilitas keuangan dirinci dalam bagian manajemen risiko likuiditas pada catatan ini.

Grup terkena suku bunga acuan Dolar Amerika Serikat LIBOR dan suku bunga bebas risiko SOFR. Eksposur yang timbul atas aset dan liabilitas keuangan derivatif dan non-derivatif (misalnya utang bank dan utang obligasi).

Pada tahun 2023, Grup dan beberapa lembaga keuangan sepakat untuk mengubah persyaratan beberapa utang bank menjadi transisi ke SOFR. Tidak ada ketentuan lain yang diubah sebagai bagian dari transisi. Grup mencatat perubahan ke SOFR dengan menggunakan panduan praktis dalam PSAK 71, yang mengizinkan Grup untuk mengubah dasar penentuan arus kas kontraktual secara prospektif dengan merevisi suku bunga efektif.

Transisi suku bunga acuan untuk instrumen keuangan non-derivatif

Seperti yang diungkapkan di atas dan di Catatan 21, Grup melakukan transisi atas beberapa utang bank jangka panjang ke SOFR. Saldo utang bank jangka Panjang tersebut sejumlah US$ 755.923 ribu pada tanggal 31 Desember 2023.

Transisi suku bunga acuan untuk derivatif dan hubungan lindung nilai

Seperti yang diungkapkan di atas, Grup telah mengalihkan utang bank jangka panjang ke SOFR senilai US$ 755.923 ribu. Selama tahun 2023 Grup melakukan derivatif yang setara namun saling-hapus terhadap derivatif semula dan derivatif baru di luar pasar berdasarkan SOFR ditambah *spread* tetap dengan persyaratan yang sama dengan derivatif semula (yaitu nilai wajar pada hari pertama derivatif SOFR baru sama dengan derivatif LIBOR semula). Perubahan ini dilakukan sebagai akibat langsung dari reformasi dan setara secara ekonomi. Grup mengubah dokumentasi lindung nilai untuk memasukkan derivatif baru dan mengubah risiko lindung nilai yang ditetapkan menjadi "variabilitas arus kas dari pinjaman bank yang dihasilkan dari perubahan SOFR". Hubungan lindung nilai tidak dihentikan dan akumulasi keuntungan dalam carangan lindung nilai arus kas dianggap telah berdasarkan SOFR.

iii. Interest rate risk management

The Group is exposed to interest rate risk because entities in the Group borrow funds from banks largely in United States Dollar at floating interest rates. The risk is managed by the Group by the use of interest rate swap contracts. Hedging activities are evaluated regularly to align with interest rate views and defined risk appetite, ensuring the most cost-effective hedging strategies are applied.

The Group's exposures to interest rates on financial liabilities are detailed in the liquidity risk management section of this note.

The Group is exposed to United States Dollar LIBOR and risk free interest rate SOFR. The exposures arise on derivatives and non-derivative financial assets and liabilities (e.g. bank loans and bonds payable).

In 2023, the Group and certain financial institutions has agreed to amend the terms of certain bank loans to transition to SOFR. No other terms were amended as part of the transition. The Group accounted for the change to SOFR using the practical expedient in PSAK 71, which allows the Group to change the basis for determining the contractual cash flows prospectively by revising the effective interest rate.

Interest rate benchmark transition for non-derivative financial instruments

As disclosed above and in Note 21, the Group transitioned certain long-term bank loans to SOFR. The outstanding long-term bank loans amounted to US$ 755,923 thousand as of December 31, 2023.

Interest rate benchmark transition for derivatives and hedge relationships

As disclosed above, the Group has transitioned to SOFR amounting to US$ 755,923 thousand of its long-term bank loans. During 2023 the Group entered into an equal but offsetting derivative against the original derivative and a new off-market derivative based on SOFR plus fixed spread on the same terms as the original derivative (i.e. the fair value on day one of the new SOFR derivative was the same as the original LIBOR derivative). This change was done as a direct consequence of the reform and on an economically equivalent basis. The Group changed the hedge documentation to include the new derivatives and amended the designated hedged risk to "variability in the cash flows of the bank borrowings resulting from changes in SOFR". The hedge relationship was not discontinued and the accumulated gain in the cash flow hedge reserve is deemed to be based on SOFR.

Berikut merupakan risiko utama Grup atas aset dan liabilitas keuangan derivatif dan non-derivatif yang belum dilakukan transisi:

Risiko suku bunga dasar

Terdapat dua elemen risiko sebagai mana dijabarkan di bawah ini:

- Jika negosiasi bilateral dengan rekanan Grup tidak berhasil diselesaikan sebelum penghentian LIBOR, terdapat ketidakpastian yang signifikan terkait dengan tingkat suku bunga yang akan berlaku. Hal ini menimbulkan risiko suku bunga tambahan yang tidak dapat diantisipasi ketika kontrak ditandatangani dan tidak masuk dalam strategi manajemen risiko suku bunga. Misalnya, dalam beberapa kasus, klausul *fallback* dalam kontrak pinjaman LIBOR dapat mengakibatkan tingkat bunga menjadi tetap untuk jangka waktu yang tersisa pada penawaran LIBOR terakhir. Grup bekerja sama dengan semua rekanan untuk menghindari hal ini terjadi, namun jika hal ini terjadi, kebijakan manajemen risiko suku bunga Grup akan berlaku normal dan dapat mengakibatkan penyelesaian atau perpindahan ke *swap* suku bunga baru untuk mempertahankan campuran antara utang suku bunga mengambang dan tetap.

- Basis risiko suku bunga dapat timbul jika instrumen nonderivatif dan instrumen derivatif yang dimiliki untuk mengelola risiko suku bunga pada instrumen nonderivatif beralih ke suku bunga acuan alternatif pada waktu yang berbeda. Risiko ini juga dapat muncul ketika derivatif semula bertransisi pada waktu yang berbeda. Grup akan memantau risiko ini terhadap kebijakan manajemen risikonya.

Risiko likuiditas

Terdapat perbedaan mendasar antara LIBOR dan suku bunga acuan alternatif yang akan diadopsi oleh Grup. LIBOR merupakan suku bunga *forward-looking* yang diterbitkan untuk suatu periode (misalnya 3 bulan) pada awal periode tersebut dan termasuk di dalamnya spread kredit antar bank, sedangkan suku bunga acuan alternatif biasanya merupakan suku bunga semalam bebas risiko yang diterbitkan pada akhir periode semalam tanpa adanya spread kredit melekat. Perbedaan ini menimbulkan tambahan ketidakpastian atas pembayaran bunga dengan suku bunga mengambang yang akan memerlukan tambahan pengelolaan likuiditas. Kebijakan pengelolaan risiko likuiditas Grup telah diperbarui untuk memastikan sumber daya likuid yang cukup untuk mengakomodasi kenaikan tak terduga dalam suku bunga semalam.

The following are the key risks for the Group on derivatives and non-derivative financial assets and liabilities which have not yet transitioned:

Interest rate basis risk

There are two elements to this risk as outlined below:

- If the bilateral negotiations with the Group's counterparties are not successfully concluded before the cessation of LIBOR, there are significant uncertainties with regard to the interest rate that would apply. This gives rise to additional interest rate risk that was not anticipated when the contracts were entered into and is not captured by our interest rate risk management strategy. For example, in some cases the fallback clauses in LIBOR loan contracts may result in the interest rate becoming fixed for the remaining term at the last LIBOR quote. The Group is working closely with all counterparties to avoid this from occurring, however if this does arise, the Group's interest rate risk management policy will apply as normal and may result in closing out or entering into new interest rate swaps to maintain the mix of floating rate and fixed rate debt.

- Interest rate risk basis may arise if a non-derivative instrument and the derivative instrument held to manage the interest risk on the non-derivative instrument transition to alternative benchmark rates at different times. This risk may also arise where back-to-back derivatives transition at different times. The Group will monitor this risk against its risk management policy.

Liquidity risk

There are fundamental differences between LIBOR and the alternative benchmark rates which the Group will be adopting. LIBOR is forward-looking term rates published for a period (e.g. 3 months) at the beginning of that period and include an inter-bank credit spread, whereas alternative benchmark rates are typically risk free overnight rates published at the end of the overnight period with no embedded credit spread. These differences will result in additional uncertainty regarding floating rate interest payments which will require additional liquidity management. The Group's liquidity risk management policy has been updated to ensure sufficient liquid resources to accommodate unexpected increases in overnight rates.

Risiko akuntansi

Jika transisi ke suku bunga acuan alternatif untuk kontrak tertentu diselesaikan dengan cara yang tidak memperbolehkan penerapan keringanan yang diperkenalkan dalam amandemen Tahap 2, dapat menyebabkan penghentian hubungan akuntansi lindung nilai, peningkatan volatilitas dalam laba rugi jika lindung nilai yang ditetapkan kembali tidak sepenuhnya efektif dan terjadi volatilitas dalam laba rugi jika instrumen keuangan non-derivatif dimodifikasi atau dihentikan pengakuannya. Grup bertujuan untuk menyetujui perubahan kontrak yang memungkinkan penerapan PSAK 71. Secara khusus, Grup tidak berusaha untuk merombak derivatif atau menutup derivatif dan memasuki pasar derivatif baru di mana derivatif telah ditetapkan dalam hubungan lindung nilai.

Accounting risk

If transition to alternative benchmark rates for certain contracts is finalized in a manner that does not permit the application of the reliefs introduced in the Phase 2 amendments, this could lead to discontinuation of hedge accounting relationships, increased volatility in profit or loss if re-designated hedges are not fully effective and volatility in the profit or loss if non-derivative financial instruments are modified or derecognised. The Group is aiming to agree changes to contracts that would allow PSAK 71 reliefs to apply. In particular, the Group is not seeking to novate derivatives or close out derivatives and enter into new on-market derivatives where derivatives have been designated in hedging relationships.

Risiko litigasi

Jika tidak tercapai kesepakatan untuk menerapkan reformasi acuan suku bunga pada kontrak yang ada (misalnya yang timbul dari interpretasi yang berbeda dari persyaratan *fallback* yang ada), terdapat risiko perselisihan berkepanjangan dengan rekanan yang dapat menimbulkan biaya hukum dan biaya tambahan lainnya. Grup bekerja sama dengan seluruh rekanan untuk menghindari hal ini terjadi.

Litigation risk

If no agreement is reached to implement the interest rate benchmark reform on existing contracts (e.g. arising from differing interpretation of existing fallback terms), there is a risk of prolonged disputes with counterparties which could give rise to additional legal and other costs. The Group is working closely with all counterparties to avoid this from occurring.

Risiko operasional

Tidak terdapat kontrak warisan LIBOR milik Grup yang mencakup klausul penggantian yang memadai dan kuat untuk penghentian suku bunga acuan. Berbagai kelompok kerja di industri sedang membuat ketentuan *fallback* untuk berbagai instrumen dan IBOR, yang dipantau secara ketat oleh Grup. Grup berencana untuk mentransisikan sebagian besar kontrak terkait IBOR ke suku bunga bebas risiko melalui pengenalan, atau amandemen, klausul *fallback* ke dalam kontrak yang akan mengubah dasar penentuan arus kas suku bunga dari IBOR ke RFR pada waktu yang disepakati.

Grup akan terus menerapkan amandemen PSAK 55 sampai ketidakpastian yang timbul dari reformasi tingkat acuan suku bunga sehubungan dengan waktu dan jumlah arus kas yang mendasari Grup terekspos sampai selesai. Grup berasumsi bahwa ketidakpastian ini tidak akan berakhir sampai kontrak Grup yang merujuk kepada IBOR diubah sampai tanggal penentuan pergantian tingkat acuan suku bunga, arus kas dari suku bunga acuan alternatif, dan penyesuaian spread yang relevan. Sebagian dari hal ini akan bergantung pada pengenalan klausul *fallback* yang masih harus ditambahkan dalam kontrak Grup dan negosiasi dengan pemberi pinjaman dan pemegang obligasi.

Operational risk

None of the Group's LIBOR legacy contracts include adequate and robust fallback clauses for a cessation of the referenced benchmark interest rate. Various working groups in the industry are working on fallback provisions for different instruments and IBORs, which the Group is monitoring closely. The Group is planning to transition the majority of its IBOR-linked contracts to risk free rates through introduction of, or amendments to, fallback clauses into the contracts which will change the basis for determining the interest cash flows from IBOR to RFR at an agreed point in time.

The Group will continue to apply the amendments to PSAK 55 until the uncertainty arising from the interest rate benchmark reforms with respect to the timing and the amount of the underlying cash flows that the Group is exposed to ends. The Group has assumed that this uncertainty will not end until the Group's contracts that reference IBORs are amended to specify the date on which the interest rate benchmark will be replaced, the cash flows of the alternative benchmark rate and the relevant spread adjustment. This will, in part, be dependent on the introduction of fallback clauses which have yet to be added to the Group's contracts and the negotiation with lenders and bondholders.

Eksposur Grup terhadap suku bunga asset keuangan dan liabilitas keuangan dirinci dalam bagian manajemen risiko likuiditas pada catatan ini.

Analisis sensitivitas suku bunga

Analisis sensitivitas di bawah ini telah ditentukan berdasarkan eksposur suku bunga untuk instrumen derivatif dan non-derivatif pada akhir periode pelaporan. Untuk liabilitas tingkat bunga mengambang, analisis tersebut disusun dengan asumsi jumlah liabilitas terutang pada akhir periode pelaporan itu terutang sepanjang tahun. Kenaikan atau penurunan 100 basis poin digunakan ketika melaporkan risiko suku bunga secara internal kepada karyawan kunci dan merupakan penilaian manajemen terhadap perubahan yang mungkin terjadi pada suku bunga.

Jika suku bunga lebih tinggi/rendah 100 basis poin pada 31 Desember 2023 (31 Desember 2022: 100 basis poin) dan semua variabel lainnya tetap konstan, rugi bersih setelah pajak, untuk tahun yang berakhir pada 31 Desember 2023 akan naik/turun sebesar US$ 10.557 ribu (31 Desember 2022: rugi bersih setelah pajak akan naik/turun sebesar US$ 18.262 ribu). Hal ini terutama disebabkan oleh eksposur Grup terhadap suku bunga atas pinjaman dengan suku bunga variabel.

Kontrak *swap* suku bunga

Dalam kontrak *swap* suku bunga, Grup setuju untuk menukar perbedaan antara jumlah tingkat bunga tetap dengan mengambang yang dihitung atas jumlah pokok nosional yang disepakati. Meskipun tidak ditetapkan dan memenuhi kualifikasi sebagai akuntansi lindung nilai, kontrak-kontrak yang memungkinkan Grup untuk mengurangi risiko perubahan suku bunga eksposur arus kas pada utang tingkat bunga variabel. Nilai wajar *plain vanilla* (tingkat bunga tetap untuk tingkat bunga mengambang) *swap* dihitung dengan menambahkan nilai kini dari pembayaran bunga tetap yang telah diketahui dari awal *swap* (*fixed leg*) dan nilai kini dari pembayaran bunga mengambang yang ditentukan pada setiap tanggal pembayaran yang ditentukan (*floating leg*). Tingkat suku bunga rata-rata didasarkan pada tingkat bunga tetap yang dibayarkan oleh bank.

Kontrak *swap* suku bunga diselesaikan secara triwulanan. Tingkat bunga mengambang pada *swap* suku bunga adalah *London Interbank Offered Rate* (LIBOR). Grup akan menyelesaikan perbedaan antara tingkat bunga tetap dan mengambang secara dasar neto.

The Group's exposures to interest rates on financial assets and financial liabilities are detailed in the liquidity risk management section of this note.

Interest rate sensitivity analysis

The sensitivity analyses below have been determined based on the exposure to interest rates for both derivatives and non-derivative instruments at the end of the reporting period. For floating rate liabilities, the analysis is prepared assuming the amount of the liability outstanding at the end of the reporting period was outstanding for the whole year. A 100 basis point increase or decrease is used when reporting interest rate risk internally to key management personnel and represents management's assessment of the reasonably possible change in interest rates.

If interest rates had been 100 basis points on December 31, 2023 (December 31, 2022: 100 basis point) higher/lower and all other variables were held constant, net loss after tax, for the year ended December 31, 2023, would increase/ decrease by US$ 10,557 thousand (December 31, 2022: net loss after tax would increase/decrease by US$ 18,262 thousand). This is mainly attributable to the Group's exposure to interest rates on its variable rate borrowings.

Interest rate swap contracts

Under interest rate swap contracts, the Group agrees to exchange the difference between fixed and floating rate interest amounts calculated on agreed notional principal amounts. Although not designated and qualified for hedge accounting, those contracts are enable the Group to mitigate the risk of changing interest rates on the cash flow exposures on issued variable rate debt. The fair value of a plain vanilla (fixed rate for floating rate) swap is computed by adding the present value of the fixed coupon payments known at the start of the swap (fixed leg) and present value of the floating coupon payments determined at the agreed dates of each payment (floating leg). The average interest rate is based on the fixed rate paid by the banks.

The interest rate swaps are settled on a quarterly basis. The floating rate on the interest rate swaps is London Interbank Offered Rate (LIBOR). The Group will settle the difference between the fixed and floating interest rate on a net basis.

iv. Manajemen risiko harga petrokimia

Pendapatan Grup sangat bergantung pada penjualan barang-barang turunan/ olahan petrokimia *naphtha* yang sangat dipengaruhi oleh harga petrokimia dunia. Di sisi lain, harga petrokimia dunia dapat berfluktuasi secara signifikan yang dipengaruhi terutama oleh harga minyak mentah *Brent* dan faktor permintaan dan penawaran.

Untuk memitigasi risiko ini, Grup mengkombinasikan strategi metode penetapan harga maupun waktu penetapan dengan terus memperhatikan perkembangan global yang mempengaruhi pasar petrokimia.

iv. Petrochemical price risk management

The Group's revenue is highly dependent on naphtha petrochemical process, which in turn is highly influenced by global petrochemical prices, which tend to be cyclical and subject to significant fluctuations. Global petrochemical prices are subject to numerous factors beyond the Group's control, including mainly Brent crude oil price and supply and demand factors.

To mitigate this risk, the Group combines strategies of price fixing method and the timing of price fixing, while maintaining close attention on global developments that affect petrochemical market.

v. Manajemen risiko kredit

Nilai tercatat aset keuangan pada laporan keuangan konsolidasian setelah dikurangi dengan cadangan kerugian, mencerminkan eksposur Grup terhadap risiko kredit.

Grup mengembangkan dan mengelola peringkat risiko kredit untuk mengkategorikan eksposur sesuai dengan tingkat risiko gagal bayar. Grup menggunakan catatan perdagangannya sendiri untuk memeringkat pelanggan utama dan debitur lainnya.

Kerangka peringkat risiko kredit kini Grup terdiri dari kategori berikut:

v. Credit risk management

The carrying amount of financial assets recorded in the consolidated financial statements, net of any allowance for losses, represents the Group's exposure to credit risk.

The Group develops and maintains its credit risk gradings to categorize exposures according to their degree of risk of default. The Group uses its own trading records to rate its major customers and other debtors.

The Group's current credit risk grading framework comprises the following categories:

Kategori/ *Category*	Deskripsi/*Description*	Dasar pengakuan ECL/ *Basis for recognizing ECL*
Lancar/ *Performing*	Pihak lawan memiliki risiko gagal bayar yang rendah dan tidak memiliki tunggakan./ *The counterparty has a low risk of default and does not have any past-due amounts.*	ECL 12 bulan/ *12-month ECL*
Dicadangkan/ *Doubtful*	Jumlah yang tertunggak >30 hari atau telah ada peningkatan risiko kredit yang signifikan sejak pengakuan awal./ *Amount is >30 days past due or there has been a significant increase in credit risk since initial recognition.*	ECL sepanjang umur – kredit tidak memburuk/ *Lifetime ECL – not credit-impaired*
Gagal bayar/ *In default*	Jumlah yang tertunggak >60 hari atau ada bukti yang mengindikasikan aset mengalami penurunan nilai kredit./ *Amount is >60 days past due or there is evidence indicating the asset is credit-impaired.*	ECL sepanjang umur – kredit memburuk/ *Lifetime ECL – credit-impaired*
Penghapusan/ *Write-off*	Ada bukti yang mengindikasikan bahwa debitur dalam kesulitan keuangan yang buruk dan Grup tidak memiliki prospek pemulihan yang realistis./ *There is evidence indicating that the debtor is in severe financial difficulty and the Group has no realistic prospect of recovery.*	Saldo dihapuskan/ *Amount is written off*

Tabel di bawah merinci kualitas kredit aset keuangan Grup serta eksposur maksimum risiko kredit menurut peringkat risiko kredit:

The table below details the credit quality of the Group's financial assets as well as maximum exposure to credit risk by credit risk rating grades:

	Peringkat Kredit Internal/ *Internal Credit Rating*	ECL 12 bulan atau sepanjang umur/ *12-month or lifetime ECL*	Jumlah tercatat bruto/ *Gross carrying amount* US$ '000	Cadangan kerugian/ *Loss allowance* US$ '000	Jumlah tercatat bersih/ *Net carrying amount* US$ '000	
31 Desember 2023						December 31, 2023
Bank dan deposito berjangka (Catatan 5)	Lancar/ *Performing*	ECL 12 bulan (risiko kredit rendah)/ 12-month ECL (low credit risk)	1.439.621	-	1.439.621	Cash in banks and time deposits (Note 5)
Piutang usaha (Catatan 6)	(i)	ECL sepanjang umur (pendekatan sederhana)/ *Lifetime ECL (simplified approach)*	155.158	(1.382)	153.776	Trade accounts receivable (Note 6)
Piutang lain-lain (Catatan 7)	Lancar/ *Performing*	ECL 12 bulan/*12-month ECL*	59.402	-	59.402	Other accounts receivable (Note 7)
Aset lancar lainnya (Catatan 10)	Lancar/ *Performing*	ECL 12 bulan (risiko kredit rendah)/ 12-month ECL (low credit risk)	647.857	-	647.857	Other current assets (Note 10)
Aset tidak lancar lainnya (Catatan 16)	Lancar/ *Performing*	ECL 12 bulan (risiko kredit rendah)/ 12-month ECL (low credit risk)	383.982	-	383.982	Other non-current assets (Note 16)
				(1.382)		

	Peringkat Kredit Internal/ *Internal Credit Rating*	ECL 12 bulan atau sepanjang umur/ *12-month or lifetime ECL*	Jumlah tercatat bruto/ *Gross carrying amount* US$ '000	Cadangan kerugian/ *Loss allowance* US$ '000	Jumlah tercatat bersih/ *Net carrying amount* US$ '000	
31 Desember 2022						December 31, 2022
Bank dan deposito berjangka (Catatan 5)	Lancar/ *Performing*	ECL 12 bulan (risiko kredit rendah)/ 12-month ECL (low credit risk)	1.403.917	-	1.403.917	Cash in banks and time deposits (Note 5)
Piutang usaha (Catatan 6)	(i)	ECL sepanjang umur (pendekatan sederhana)/ *Lifetime ECL (simplified approach)*	105.335	(118)	105.217	Trade accounts receivable (Note 6)
Piutang lain-lain (Catatan 7)	Lancar/ *Performing*	ECL 12 bulan/*12-month ECL*	26.871	-	26.871	Other accounts receivable (Note 7)
Aset lancar lainnya (Catatan 10)	Lancar/ *Performing*	ECL 12 bulan (risiko kredit rendah)/ 12-month ECL (low credit risk)	332.831	-	332.831	Other current assets (Note 10)
Aset tidak lancar lainnya (Catatan 16)	Lancar/ *Performing*	ECL 12 bulan (risiko kredit rendah)/ 12-month ECL (low credit risk)	543.546	-	543.546	Other non-current assets (Note 16)
				(118)		

(i) Grup menentukan ECL pada pos-pos tersebut menggunakan matriks provisi, yang diestimasi berdasarkan pengalaman kerugian kredit historis berdasarkan status utang debitur masa lalu, yang disesuaikan dengan kondisi saat ini dan perkiraan kondisi ekonomi di masa depan.

(i) The Group determines the ECL on these items by using a provision matrix, estimated based on historical credit loss experience based on the past due status of the debtors, adjusted as appropriate to reflect current conditions and estimates of future economic conditions.

Grup telah mengadopsi prosedur dalam memperluas persyaratan kredit kepada pelanggan dan dalam memantau risiko kreditnya. Grup hanya memberikan kredit kepada pihak lawan yang layak kredit. Kas dan deposito berjangka ditempatkan pada lembaga yang layak kredit dan memiliki kerugian kredit yang tidak material.

The Group has adopted procedures in extending credit terms to customers and in monitoring its credit risk. The Group only grants credit to credit worthy counterparties. Cash and time deposits are held with creditworthy institutions and is subject to immaterial credit loss.

Meskipun eksposur kredit Grup terkonsentrasi terutama di Indonesia, tidak terdapat konsentrasi risiko kredit signifikan pada pelanggan atau kelompok pelanggan tertentu.

Although the Group credit exposure is concentrated mainly in Indonesia, it has no significant concentration of credit risk with any single customer or group of customers.

Rincian lebih lanjut dari risiko kredit pada piutang usaha dan piutang lain-lain diungkapkan masing-masing pada Catatan 6 and 7.

Further details of credit risks on trade and other accounts receivable are disclosed in Notes 6 and 7, respectively.

vi. Manajemen risiko likuiditas

Tanggung jawab utama untuk manajemen risiko likuiditas terletak pada dewan direksi, yang telah membentuk kerangka kerja manajemen risiko likuiditas yang sesuai untuk mengelola pendanaan jangka pendek, menengah dan jangka panjang dan persyaratan manajemen likuiditas. Grup mengelola risiko likuiditas dengan memelihara cadangan yang memadai, fasilitas perbankan dan fasilitas pinjaman cadangan, dengan terus memantau arus kas prakiraan dan aktual. Manajemen berpendapat bahwa kas masa depan yang dihasilkan dari kegiatan usaha cukup untuk memenuhi kebutuhan modal kerja dan melunasi pinjaman jangka pendek saat jatuh tempo. Kebutuhan pembiayaan untuk modal kerja ditelaah secara berkala dan pada saat diperlukan.

Rincian fasilitas tambahan yang belum digunakan yang dimiliki Grup untuk mengurangi risiko likuiditas termasuk dalam Catatan 44a.

Tabel risiko likuiditas dan suku bunga

Tabel berikut merinci sisa jatuh tempo kontrak untuk liabilitas keuangan non-derivatif dengan periode pembayaran yang disepakati Grup. Tabel telah disusun berdasarkan arus kas yang tak terdiskonto dari liabilitas keuangan berdasarkan tanggal terawal dimana Grup dapat diminta untuk membayar. Tabel mencakup untuk arus kas pokok dan bunga. Jatuh tempo kontrak didasarkan pada tanggal terawal dimana Grup mungkin akan diminta untuk membayar.

vi. Liquidity risk management

Ultimate responsibility for liquidity risk management rests with the board of directors, which has established an appropriate liquidity risk management framework for the management of the Group's short, medium and long-term funding and liquidity management requirements. The Group manages liquidity risk by maintaning adequate reserves, banking facilities and reserve borrowing facilities, by continuously monitoring forecast and actual cash flows. Management believes that future cash to be generated from operations is sufficient to meet working capital requirements and settle the current portion of outstanding loans as they fall due. Financing requirements for working capital are reviewed on a regular basis and where deemed necessary.

Details of additional undrawn facilities that the Group has at its disposal to further reduce liquidity risk are included in Note 44a.

Liquidity and interest risk tables

The following table details the Group's remaining contractual maturity for its non-derivative financial liabilities with agreed repayment period. The table has been drawn up based on the undiscounted cash flows of financial liabilities based on the earliest date on which the Group can be required to pay. The table includes both interest and principal cash flows. The contractual maturity is based on the earliest date on which the Group may be required to pay.

	Tingkat bunga efektif rata-rata tertimbang/ *Weighted average effective interest rate*	Kurang dari satu bulan/ *Less than 1 month*	1-3 bulan/ *1-3 months*	3 bulan - 1 tahun/ *3 months to 1 year*	1-5 tahun/ *1-5 years*	Di atas 5 tahun/ *5+ years*	Jumlah/ *Total*	
	%	US$ '000	US$ '000	US$ '000	US$ '000	US$ '000	US$ '000	
31 Desember 2023								**December 31, 2023**
Tanpa bunga								Non-interest bearing
Utang usaha								Trade accounts payable
Pihak berelasi	-	4.874	-	-	-	-	4.874	Related parties
Pihak ketiga	-	657.159	-	-	-	-	657.159	Third parties
Utang lain-lain kepada pihak ketiga	-	7.945	-	-	-	-	7.945	Other accounts payable to third parties
Biaya yang masih harus dibayar	-	27.408	-	-	-	-	27.408	Accrued expenses
Instrumen tingkat bunga variabel								Variable interest rate instruments
Utang bank jangka panjang	7,31% - 8,89%	7.700	19.364	122.133	921.097	538.907	1.609.201	Long-term bank loans
Instrumen tingkat bunga tetap								Fixed interest rate instruments
Liabilitas sewa	9,00% - 9,50%	-	-	2.023	7.875	1.335	11.233	Lease liabilities
Utang bank								Bank loans
Jangka pendek	6,00% - 8,25%	21	109	10.777	-	-	10.907	Short-term
Jangka panjang	8,25%	104	204	893	2.405	-	3.606	Long-term
Utang obligasi	7,20% - 9,75%	3.920	7.888	55.289	540.208	111.801	719.106	Bonds payable
Jumlah		709.131	27.565	191.115	1.471.585	652.043	3.051.439	Total

	Tingkat bunga efektif rata-rata tertimbang/ *Weighted average effective interest rate*	Kurang dari satu bulan/ *Less than 1 month*	1-3 bulan/ *1-3 months*	3 bulan - 1 tahun/ *3 months to 1 year*	1-5 tahun/ *1-5 years*	Di atas 5 tahun/ *5+ years*	Jumlah/ *Total*	
	%	US$ '000	US$ '000	US$ '000	US$ '000	US$ '000	US$ '000	
31 Desember 2022								**December 31, 2022**
Tanpa bunga								Non-interest bearing
Utang usaha								Trade accounts payable
Pihak berelasi	-	16.870	-	-	-	-	16.870	Related parties
Pihak ketiga	-	425.523	-	-	-	-	425.523	Third parties
Utang lain-lain kepada pihak ketiga	-	5.880	-	-	-	-	5.880	Other accounts payable to third parties
Biaya yang masih harus dibayar	-	11.925	-	-	-	-	11.925	Accrued expenses
Instrumen tingkat bunga variabel								Variable interest rate instruments
Utang bank jangka panjang	4,22%	4.057	11.897	80.812	430.553	656.677	1.183.996	Long-term bank loans
Instrumen tingkat bunga tetap								Fixed interest rate instruments
Liabilitas sewa	9,00%	-	-	818	4.195	2.559	7.572	Lease liabilities
Utang bank								Bank loans
Jangka pendek	8,25%	9	17	763	-	-	789	Short-term
Jangka panjang	8,25%	108	212	936	3.531	-	4.787	Long-term
Utang obligasi	7,20% - 9,75%	3.784	13.597	103.705	427.021	162.523	710.630	Bonds payable
Jumlah		468.156	25.723	187.034	865.300	821.759	2.367.972	Total

Jumlah yang dicakup di atas untuk instrumen suku bunga variabel untuk liabilitas keuangan non-derivatif harus berubah jika perubahan suku bunga variabel berbeda dengan estimasi suku bunga yang ditentukan pada akhir periode pelaporan.

The amounts included above for variable interest rate instruments for both non-derivative financial liabilities is subject to change if changes in variable interest rates differ to those estimates of interest rates determined at the end of the reporting period.

c. Manajemen modal

Grup mengelola modal untuk memastikan bahwa entitas dalam Grup akan mampu untuk melanjutkan keberlangsungan usaha, selain memaksimalkan keuntungan para pemegang saham melalui optimalisasi saldo utang dan ekuitas. Strategi Grup tetap tidak berubah dari 2022.

Struktur modal Grup terdiri dari pinjaman, yang mencakup liabilitas sewa, utang bank, utang obligasi dan instrumen keuangan derivatif yang dijelaskan pada Catatan 20, 21 dan 22 dan jumlah ekuitas, yang terdiri dari modal yang ditempatkan, cadangan umum dan dividen, tambahan modal disetor, cadangan lainnya, saldo laba dan kepentingan non-pengendali yang dijelaskan pada Catatan 24, 25, 26, 28, 29 dan 30.

Direksi Grup secara berkala melakukan reviu struktur permodalan Grup. Sebagai bagian dari reviu ini, Direksi mempertimbangkan biaya permodalan dan risiko yang berhubungan.

Rasio jumlah pinjaman terhadap kapitalisasi adalah sebagai berikut:

c. Capital management

The Group manages capital to ensure that entities in the Group will be able to continue as a going concern, in addition to maximize the profit of the shareholders through the optimization of the balance of debt and equity. The Group's strategy remains unchanged from 2022.

The capital structure of the Group consists of debt, which includes the lease liabilities, bank loans, bonds payable and derivative financial instrument disclosed in Notes 20, 21 and 22 and total equity, comprising issued capital, reserves and dividends, additional paid-in capital, other reserves, retained earnings and non-controlling interests as disclosed in Notes 24, 25, 26, 28, 29 and 30.

The Board of Directors of the Group periodically reviews the Group's capital structure. As part of this review, the Board of Directors considers the cost of capital and the related risks.

The total debt to capitalization ratio are as follows:

	31 Desember/ *December 31,* 2023	31 Desember/ *December 31,* 2022	
	US$ '000	US$ '000	
Pinjaman	1.760.201	1.495.606	Debt
Jumlah ekuitas	2.993.900	2.809.106	Total equity
Jumlah kapitalisasi	4.754.101	4.304.712	Total Capitalization
Rasio jumlah pinjaman terhadap kapitalisasi	37%	35%	Total debt to capitalization ratio

d. Pengukuran Nilai Wajar

Nilai wajar instrumen keuangan yang dicatat pada biaya perolehan diamortisasi

Direksi menganggap bahwa nilai tercatat aset keuangan dan liabilitas keuangan, kecuali utang obligasi dan utang bank dengan tingkat bunga tetap mendekati nilai wajarnya.

Investasi pada obligasi pemerintah dengan tingkat bunga tetap dikelompokkan ke dalam level 1 dengan nilai wajar dan nilai tercatat masing-masing sebesar US$ 603.786 ribu dan US$ 646.911 ribu pada 31 Desember 2023 (31 Desember 2022: masing-masing sebesar US$ 696.850 ribu dan US$ 705.798 ribu).

Utang obligasi dikelompokkan ke dalam level 1 dengan nilai wajar dan nilai tercatat masing-masing sebesar US$ 627.072 ribu dan US$ 609.818 ribu pada 31 December 2023 (31 Desember 2022: masing-masing sebesar US$ 554.663 ribu dan US$ 529.765 ribu).

Utang bank dengan tingkat bunga tetap dikelompokkan ke dalam level 2 dengan nilai wajar dan nilai tercatat masing-masing sebesar US$ 3.175 ribu dan US$ 3.162 ribu pada 31 December 2023 (31 Desember 2022: masing-masing sebesar US$ 3.399 ribu dan US$ 4.053 ribu).

Teknik penilaian dan asumsi yang diterapkan untuk tujuan pengukuran nilai wajar

Nilai wajar aset keuangan dan liabilitas keuangan ditentukan sebagai berikut:

a. Nilai wajar aset keuangan dan liabilitas keuangan dengan syarat dan kondisi standar dan diperdagangkan di pasar aktif ditentukan dengan mengacu pada harga pasar

b. Nilai wajar *swap* suku bunga dihitung dengan menambahkan nilai kini dari pembayaran bunga tetap yang telah diketahui dari awal *swap* (*fixed leg*) dan nilai kini dari pembayaran bunga mengambang yang ditentukan pada setiap tanggal pembayaran yang ditentukan (*floating leg*).

c. Nilai wajar kontrak valuta berjangka mata uang asing diukur dengan menggunakan kurs kuotasi yang berasal dari suku bunga kuotasi sesuai jatuh tempo kontrak.

d. Nilai tercatat dari aset dan liabilitas keuangan yang jatuh tempo dalam satu tahun mendekati nilai wajarnya karena jatuh tempo dalam jangka pendek. Untuk aset keuangan dan liabilitas keuangan jangka panjang, biaya perolehan diamortisasi mendekati nilai wajarnya karena instrumen tersebut dikenakan tingkat bunga pasar.

d. Fair Value Measurements

Fair value of financial instruments carried at amortized cost

The directors consider that the carrying amounts of financial assets and financial liabilities, except bonds payable and bank loan with fixed rate interest approximate their fair values.

Investment in government bonds are grouped into level 1 with fair value and carrying amount amounting to US$ 603,786 thousand and US$ 646,911 thousand, respectively, as of December 31, 2023 (December 31, 2022: masing-masing sebesar US$ 696,850 thousand and US$ 705,798 thousand).

Bonds payable are grouped into level 1 with fair value and carrying amount amounting to US$ 627,072 thousand and US$ 609,818 thousand, respectively, as of December 31, 2023 (December 31, 2022: US$ 554,663 thousand and US$ 529,765 thousand, respectively).

Bank loan with fixed interest rate are grouped into level 2 with fair value and carrying amount amounting to US$ 3,175 thousand and US$ 3,162 thousand, respectively, as of December 31, 2023 (December 31, 2022: US$ 3,399 thousand and US$ 4,053 thousand, respectively).

Valuation techniques and assumptions applied for the purposes of measuring fair value

The fair values of financial assets and financial liabilities are determined as follows:

a. The fair values of financial assets and financial liabilities with standard terms and conditions and traded on active liquid markets are determined with reference to quoted market prices.

b. The fair value of interest rate swap is computed by adding the present value of the fixed coupon payments known at the start of the swap (fixed leg) and present value of the floating coupon payments determined at the agreed dates of each payment (floating leg).

c. Foreign currency forward contracts are measured using quoted forward exchange rates derived from quoted interest rates matching maturities of the contracts.

d. The carrying amount of financial assets and liabilities due in one year approximates fair value because of their short-term maturity. For non-current financial assets and financial liabilities, the amortized cost approximates fair value because such instruments carry market rate of interest.

Hirarki pengukuran nilai wajar atas aset dan liabilitas Grup

Tabel berikut ini merangkum nilai tercatat dan nilai wajar aset dan liabilitas, yang dianalisis nilai wajarnya berdasarkan pada:

a. Pengukuran nilai wajar level 1 adalah yang berasal dari harga kuotasian (tanpa penyesuaian) di pasar aktif untuk aset atau liabilitas yang identik; yang dapat diakses entitas pada tanggal pengukuran;

b. Pengukuran nilai wajar level 2 adalah yang berasal dari input selain harga kuotasian yang termasuk dalam Level 1 yang dapat diobservasi untuk aset atau liabilitas, baik secara langsung (misalnya harga) atau secara tidak langsung (misalnya derivasi dari harga); dan

c. Pengukuran nilai wajar level 3 adalah yang berasal dari teknik penilaian yang mencakup input untuk aset atau liabilitas yang bukan berdasarkan data pasar yang dapat diobservasi (input yang tidak dapat diobservasi).

Fair value measurements hierarchy of the Group's assets and liabilities

The following tables summarize the carrying amounts and fair values of the assets and liabilities, analyzed among those whose fair value is based on:

a. Level 1 fair value measurements are those derived from quoted prices (unadjusted) in active markets for identical assets or liabilities that the entity can access at the measurement date;

b. Level 2 fair value measurements are those derived from inputs other the quoted prices included within Level 1 that are observable for the asset or liability, either directly (i.e. as prices) or indirectly (i.e. derived from prices); and

c. Level 3 fair value measurements are those derived from valuation techniques that include inputs for the asset or liability that are not based on observable market data (unobservable inputs).

	Tingkat 1/ *Level 1* US$ '000	Tingkat 2/ *Level 2* US$ '000	Tingkat 3/ *Level 3* US$ '000	Jumlah/ *Total* US$ '000	
31 Desember 2023					December 31, 2023
Aset yang diukur pada nilai wajar					**Assets measured at fair value**
Aset keuangan pada FVTPL					Financial assets at FVTPL
Investasi saham	27.952	-	2.203	30.155	Investment in shares
Investasi pada obligasi	23.759	-	-	23.759	Investment in bonds
Aset keuangan pada FVTOCI					Financial assets at FVTOCI
Investasi pada obligasi	54.205	-	-	54.205	Investment in bonds
	105.916	-	2.203	108.119	
Ditetapkan sebagai lindung nilai arus kas					Designated as cash flow hedge
Instrumen keuangan derivatif	-	29.428	-	29.428	Derivative financial instrument
Liabilitas yang diukur pada nilai wajar					**Liabilities measured at fair value**
Liabilitas keuangan pada FVTPL					Financial liabilities at FVTPL
Instrumen keuangan derivatif	-	2.762	-	2.762	Derivative financial instrument
Ditetapkan sebagai lindung nilai arus kas					Designated as cash flow hedge
Instrumen keuangan derivatif	-	16.738	-	16.738	Derivative financial instrument

	Tingkat 1/ *Level 1* US$ '000	Tingkat 2/ *Level 2* US$ '000	Tingkat 3/ *Level 3* US$ '000	Jumlah/ *Total* US$ '000	
31 Desember 2022					December 31, 2022
Aset yang diukur pada nilai wajar					**Assets measured at fair value**
Aset keuangan pada FVTPL					Financial assets at FVTPL
Investasi saham	-	-	124	124	Investment in shares
Instrumen keuangan derivatif	-	78	-	78	Derivative financial instrument
Investasi pada obligasi	94.381	-	-	94.381	Investment in bonds
Aset keuangan pada FVTOCI					Financial assets at FVTOCI
Investasi pada obligasi	18.121	-	-	18.121	Investment in bonds
	112.502	78	124	112.704	
Ditetapkan sebagai lindung nilai arus kas					Designated as cash flow hedge
Instrumen keuangan derivatif	-	39.476	-	39.476	Derivative financial instrument
Liabilitas yang diukur pada nilai wajar					**Liabilities measured at fair value**
Liabilitas keuangan pada FVTPL					Financial liabilities at FVTPL
Instrumen keuangan derivatif	-	2.531	-	2.531	Derivative financial instrument
Ditetapkan sebagai lindung nilai arus kas					Designated as cash flow hedge
Instrumen keuangan derivatif	-	21.992	-	21.992	Derivative financial instrument

Nilai wajar atas aset keuangan dan liabilitas keuangan Grup yang diukur pada nilai wajar secara berulang

Sebagian dari aset keuangan dan liabilitas keuangan Grup diukur pada nilai wajar pada akhir setiap periode pelaporan. Tabel berikut memberikan informasi mengenai bagaimana nilai wajar dari aset keuangan dan liabilitias keuangan ditentukan (secara khusus, teknik penilaian dan input yang digunakan).

Fair value of the Group's financial assets and financial liabilities that are measured at fair value on a recurring basis

Some of the Group's financial assets and financial liabilities are measured at fair value at the end of each reporting period. The following table gives information about how the fair values of these financial assets and financial liabilities are determined (in particular, the valuation technique(s) and inputs used).

Aset keuangan/Liabillitas keuangan ***Financial assets/Financial liabilities***	**Teknik penilaian dan input utama/** ***Valuation technique(s) and key input(s)***	**Input signifikan yang tidak dapat diobservasi/** ***Significant unobservable input(s)***	**Hubungan dan sensitivitas atas input yang tidak dapat diobservasi dengan nilai wajar/** ***Relationship and sensitivity of unobservable inputs to fair value***
Kontrak *forward* mata uang asing/ *Foreign currency forward contracts*	Arus kas diskonto. Arus kas masa depan diestimasi berdasarkan nilai tukar *forward* (dari nilai tukar *forward* yang dapat diobservasi pada akhir periode pelaporan) dan nilai tukar kontrak *forward* didiskontokan pada tingkat yang mencerminkan risiko kredit dari berbagai pihak lawan./ *Discounted cash flow. Future cash flows are estimated based on forward exchange rates (from observable forward exchange rates at the end of the reporting period) and contract forward rates, discounted at a rate that reflects the credit risk of various counterparties.*	Tidak berlaku/ *Not applicable*	Tidak berlaku/*Not applicable*
Instrumen utang yang terdaftar di bursa (Catatan 11)/ *Listed debt instruments (Note 11)*	Harga kuotasian pada pasar aktif/ *Quoted bid prices in an active market.*	Tidak berlaku/ *Not applicable*	Tidak berlaku/*Not applicable*

Tidak ada transfer antara tingkat 1, tingkat 2 dan tingkat 3 pada tahun berjalan.

There were no transfers between level 1, level 2 and level 3 during the year.

46. KONDISI INDUSTRI

Petrokimia, yang mengubah minyak dan gas menjadi segala jenis produk sehari-hari – seperti plastik, pupuk, kemasan, pakaian, perangkat digital, peralatan medis, deterjen atau ban – merupakan bagian integral dari masyarakat modern. Dengan demikian permintaan petrokimia, elemen kunci dari barang-barang konsumen yang tak terhitung jumlahnya, secara intrinsik terkait dengan permintaan dan pengeluaran konsumen. Selain produk penting untuk kehidupan kita sehari-hari, petrokimia juga ditemukan di banyak bagian sistem energi modern, termasuk panel surya, bilah turbin angin, baterai, insulasi termal untuk bangunan, dan suku cadang kendaraan listrik.

Seperti yang diketahui secara luas, industri petrokimia menghadapi beberapa tantangan akibat pandemi COVID-19 yang masih berlangsung, yang menyebabkan gangguan rantai pasokan global dan melemahnya permintaan produk petrokimia. Selain itu, meningkatnya ketegangan geopolitik, sengketa perdagangan, dan ketidakpastian ekonomi global juga berdampak pada industri.

46. INDUSTRY CONDITION

Petrochemicals, which turn oil and gas into all sorts of daily products – such as plastics, fertilisers, packaging, clothing, digital devices, medical equipment, detergents, or tyres – are integral to modern societies. As such demand for petrochemicals, a key element of countless consumer goods, is intrinsically linked to consumer demand and spending. In addition to products critical to our daily lives, petrochemicals are also found in many parts of the modern energy system, including solar panels, wind turbine blades, batteries, thermal insulation for buildings, and electric vehicle parts.

It was widely known that the petrochemical industry faced several challenges due to ongoing COVID-19 pandemic, which caused disruptions in global supply chains and weakened demand for petrochemical products. Additionally, increasing geopolitical tensions, trade disputes, and uncertainty in the global economy also impacted the industry.

Namun, lingkungan yang penuh tantangan telah menjadi katalisator yang mendorong perlunya memprioritaskan kembali inisiatif ramah lingkungan dan mempercepat pertumbuhan permintaan akan produk yang berkelanjutan dan ramah lingkungan.

However, the challenging environment has become a catalyst that drives the need to re-prioritize green initiatives and accelerates demand growth for sustainable and environmentally friendly products.

Mulai tahun 2023, Tiongkok, sebagai produsen dan konsumen petrokimia terbesar di dunia, telah membuka kembali perbatasannya membawa kabar baik bagi industri tersebut. Pemulihan ekonomi negara, pembukaan kembali pabrik dan bisnis diperkirakan akan mendorong permintaan untuk pulih pada tahun 2023 dan seterusnya secara internasional.

Starting in 2023, China, as the world's largest producer and consumer of petrochemicals, has reopened its borders and brings great news to the industry. The country's economic recovery, the reopening of factories and businesses are expected to drive the demand to recover in 2023 and beyond globally.

Sebagai salah satu produsen petrokimia terbesar di wilayah ini, Grup menavigasi operasinya dengan optimisme terhadap pemulihan sambil tetap tangguh dan waspada terhadap ketidakpastian global, kekhawatiran resesi, dan stagflasi. Menyadari sifat siklikal industri petrokimia, Grup telah dengan bijak mendiversifikasi portofolio bisnisnya dengan memperluas tidak hanya di sektor petrokimia tetapi juga ke bisnis kimia dan infrastruktur. Meskipun dihadapkan pada tantangan, Grup tetap berkomitmen untuk memajukan rencana ekspansinya dan bertujuan untuk terus melayani negara dengan produk dan layanan berkualitas terbaiknya sambil juga berkontribusi pada pertumbuhan ekonomi Indonesia.

As one of the largest petrochemical producers in the region, the Group navigates its operations with optimism on recovery while remaining resilient and vigilant of global uncertainties, fear of recession and stagflation. Recognizing the cyclical nature of the petrochemical industry, the Group has prudently diversified its business portfolios by expanding not only in petrochemical sector but also into the chemical and infrastructure business. Despite the challenges, the Group remains committed to advancing its expansion plan and aims to continue serving the nation with its top-quality products and services while also contributing towards Indonesia economic growth.

Dari sisi operasional, kinerja operasional yang berkelanjutan dan keselamatan tetap menjadi fokus utama Grup dengan penerapan protokol kesehatan yang ketat bagi karyawan dan pengunjung eksternal di semua lokasi seperti fasilitas produksi, site office dan kantor pusat. Grup menegaskan kembali tujuannya untuk menghindari risiko penularan yang dapat datang kapan saja dan di mana saja. Komitmen Grup pada penerapan Lingkungan, Sosial dan Tata Kelola (ESG) yang berdampak juga telah menerima penghargaan dan kemitraan yang diterima sepanjang tahun. Grup menerapkan inisiatif Transformasi Digital untuk proses bisnis Grup dengan menghadapi era Industri 4.0 dan menegaskan peran Chandra Asri Group sebagai pionir dalam transformasi digital bagi industri sejenis.seg

From operational perspective, sustained operational and safety performance remain the major focus of the Group with strict health protocols implementation for employees and external visitors in all locations such as production facilities, site office and head office. The Group reiterates its aim to avoid the risk of transmission that may come anytime and anywhere. The Group’s commitment on impactful Environmental, Social and Governance (ESG) stewardship has also been rewarded and partnerships received during the year. The Group implements Digital Transformation initiatives for its business processes to address the Industry 4.0 era and reaffirms the role of the Chandra Asri Group as a pioneer in digital transformation for similar industries.

Grup berhasil mempertahankan akses ke pasar perbankan dan obligasi, mengamankan tingkat dan syarat yang menguntungkan. Selain itu, Grup juga memperluas dan meningkatkan fasilitas kredit impor-ekspor serta menjaga manajemen kewajiban yang proaktif untuk terus memperkuat struktur modalnya. Selanjutnya, Grup secara aktif memperluas basis investor domestik dengan memajukan pasar obligasi Rupiah, mengdiversifikasi portofolio sumber pendanaannya.

The Group effectively sustains access to banking and bond markets, securing favorable rates and terms. It also extends and enhances import-export credit facilities and maintains proactive liability management to bolster its capital structure continually. Furthermore, the Group actively expands its domestic investor base by fostering the development of the Rupiah bond market, diversifying its financing sources portfolio.

47. PERISTIWA SETELAH PERIODE PELAPORAN

Perusahaan telah menerbitkan Obligasi Berkelanjutan IV Chandra Asri Pacific Tahap IV Tahun 2024 sejumlah Rp 1,5 triliun (setara dengan US$ 96.111 ribu) yang terdiri atas seri A sejumlah Rp 542,375 miliar (setara dengan US$ 34.752 ribu) yang jatuh tempo pada 1 Maret 2027, seri B sejumlah Rp 416,800 miliar (setara dengan US$ 26.706 ribu) yang jatuh tempo pada 1 Maret 2029, dan Seri C sejumlah Rp 540,825 miliar (setara dengan US$ 34.653 ribu) yang jatuh tempo pada 1 Maret 2031. Obligasi tersebut dicatat pada Bursa Efek Indonesia pada 4 Maret 2024.

47. EVENT AFTER REPORTING PERIOD

The Company has issued the Chandra Asri Pacific Shelf Registration Bonds IV Phase IV Year 2024 amounting to Rp 1.5 trillion (equivalent to US$ 96,111 thousand) which comprise of Series A amounting to Rp 542.375 billion (equivalent to US$ 34,752 thousand) with maturity date of March 1, 2027, Series B amounting to Rp 416.800 billion (equivalent to US$ 26,706 thousand) with maturity date of March 1, 2029, and Series C amounting to Rp 540.825 billion (equivalent to US$ 34,653 thousand) with maturity date of March 1, 2031. The Bonds were listed on the Indonesia Stock Exchange on March 4, 2024.

48. TANGGUNG JAWAB MANAJEMEN DAN PERSETUJUAN ATAS LAPORAN KEUANGAN KONSOLIDASIAN

Penyusunan dan penyajian wajar laporan keuangan konsolidasian dari halaman 1 sampai 137 merupakan tanggung jawab manajemen, dan telah disetujui oleh Direktur untuk diterbitkan pada tanggal 26 Maret 2024.

48. MANAGEMENT'S RESPONSIBILITY AND APPROVAL OF CONSOLIDATED FINANCIAL STATEMENTS

The preparation and fair presentation of the consolidated financial statements on pages 1 to 137 were the responsibilities of the management and were approved by the Directors and authorized for issue on March 26, 2024.

REFERENSI SEOJK NO. 16/SEOJK.04/2021: LAPORAN TAHUNAN EMITEN ATAU PERUSAHAAN PUBLIK

SEOJK NO. 16/SEOJK.04/2021: ANNUAL REPORT OF PUBLIC COMPANY

No.	Isi Laporan Tahunan	Annual Report Content	Halaman Page
A	**Ikhtisar Data Keuangan Penting** Ikhtisar data keuangan penting memuat informasi keuangan yang disajikan dalam bentuk perbandingan selama 3 (tiga) tahun buku atau sejak memulai usahanya jika Emiten atau Perusahaan Publik tersebut menjalankan kegiatan usahanya kurang dari 3 (tiga) tahun, paling sedikit memuat:	**Summary of Key Financial Information** Summary of Key Financial Information contains financial information presented in comparison with the previous 3 (three) fiscal years or since commencement of business. This is in the event that the Issuer or the Public Company commences the business less than 3 (three) years, and the report shall at least contain:	
	1. Pendapatan/penjualan;	1. Income/sales;	16
	2. Laba bruto;	2. Gross profit;	16
	3. Laba (rugi);	3. Profit (loss);	16
	4. Jumlah laba (rugi) yang dapat diatribusikan kepada pemilik entitas induk dan kepentingan non pengendali;	4. Total profit (loss) attributable to equity holders of the parent entity and noncontrolling interest;	16
	5. Total laba (rugi) komprehensif;	5. Total comprehensive profit (loss);	16
	6. Jumlah laba (rugi) komprehensif yang dapat diatribusikan kepada pemilik entitas induk dan kepentingan non pengendali;	6. Total comprehensive profit (loss) attributable to equity holders of the parent entity and non-controlling interest;	16
	7. Laba (rugi) per saham;	7. Earning (loss) per share;	16
	8. Jumlah aset;	8. Total assets;	16
	9. Jumlah liabilitas;	9. Total liabilities;	16
	10. Jumlah ekuitas;	10. Total equities;	16
	11. Rasio laba (rugi) terhadap jumlah aset;	11. Profit (loss) to total assets ratio;	16
	12. Rasio laba (rugi) terhadap ekuitas;	12. Profit (loss) to equities ratio;	16
	13. Rasio laba (rugi) terhadap pendapatan/penjualan;	13. Profit (loss) to sales ratio;	16
	14. Rasio lancar;	14. Current ratio;	16
	15. Rasio liabilitas terhadap ekuitas;	15. Liabilities to equities ratio;	16
	16. Rasio liabilitas terhadap jumlah aset; dan	16. Liabilities to total assets ratio; and	16
	17. Informasi dan rasio keuangan lainnya yang relevan dengan Emiten atau Perusahaan Publik dan jenis industrinya.	17. Other information and financial ratios relevant to the Issuer or Public Company and type of industry.	16
B	**Informasi Saham** Informasi saham bagi Perusahaan Terbuka paling sedikit memuat:	**Stock Information** Stock Information for Public Company at least contains:	
	1. Saham yang telah diterbitkan untuk setiap masa triwulan yang disajikan dalam bentuk perbandingan selama 2 (dua) tahun buku terakhir, paling sedikit memuat:	1. Shares issued for each three-month period in the last 2 (two) fiscal years, at least covering:	18
	a. Jumlah saham yang beredar;	a. Total of outstanding shares;	18
	b. Kapitalisasi pasar berdasarkan harga pada bursa efek tempat saham dicatatkan;	b. Market capitalization based on the price of the shares listed on the Stock Exchange;	18
	c. Harga saham tertinggi, terendah, dan penutupan berdasarkan harga pada bursa efek tempat saham dicatatkan; dan	c. Highest share price, lowest share price, closing share price at the Stock Exchange where the shares listed on; and	18
	d. Volume perdagangan pada bursa efek tempat saham dicatatkan.	d. Share volume at the Stock Exchange where the shares listed on.	18
	Informasi dalam huruf b), huruf c) dan huruf d) hanya diungkapkan jika sahamnya tercatat di bursa efek;	Information in point b), point c), and point d) only be disclosed if the Issuer is a public company which shares is listed on the Stock Exchange;	-

No.	Isi Laporan Tahunan	Annual Report Content	Halaman Page
	2. Dalam hal terjadi aksi korporasi yang menyebabkan terjadinya perubahan pada saham, seperti pemecahan saham (*stock split*), penggabungan saham (*reverse stock*), dividen saham, saham bonus, perubahan nilai nominal saham, penerbitan efek konversi, serta penambahan dan pengurangan modal, informasi saham sebagaimana dimaksud pada angka 1) ditambahkan penjelasan paling sedikit mengenai:	2. In the event of corporate actions, including stock split, reverse stock, dividend, bonus share, and change in par value of shares, issuance of convertible securities, as well as additions and subtractions of capital, then the share information referred to in point 1) should be added with explanation on:	19
	a. Tanggal pelaksanaan aksi korporasi;	a. Date of corporate action;	-
	b. Rasio pemecahan saham (*stock split*), penggabungan saham (*reverse stock*), dividen saham, saham bonus, jumlah efek konversi yang diterbitkan, dan perubahan nilai nominal saham;	b. Stock split ratio, reverse stock, dividend, bonus shares, total of convertible securities issued, and change in par value of shares;	-
	c. Jumlah saham beredar sebelum dan sesudah aksi korporasi;	c. Total of outstanding shares prior to and after corporate action;	-
	d. Jumlah efek konversi yang dilaksanakan (jika ada); dan	d. Total of convertible securities issued; and	-
	e. Harga saham sebelum dan sesudah aksi korporasi;	e. Share price prior to and after corporate action;	-
	3. Dalam hal terjadi penghentian sementara perdagangan saham (*suspension*) dan/atau pembatalan pencatatan saham (*delisting*) dalam tahun buku, dijelaskan alasan penghentian sementara perdagangan saham (*suspension*) dan/atau pembatalan pencatatan saham (*delisting*) tersebut; dan	3. In the event that the company's shares were suspended and/or delisted from trading during the fiscal year, then the Issuers or Public Company should provide explanation on the reason for the suspension and/or delisting; and	19
	4. Dalam hal penghentian sementara perdagangan saham (*suspension*) sebagaimana dimaksud pada angka 3) dan/atau proses pembatalan pencatatan saham (*delisting*) masih berlangsung hingga akhir periode Laporan Tahunan, dijelaskan tindakan yang dilakukan untuk menyelesaikan penghentian sementara perdagangan saham (*suspension*) dan/atau pembatalan pencatatan saham (*delisting*) tersebut.	4. In the event that the suspension and/or delisting as referred to in point 3) was still in effect until the date of the last period of the Annual Report, then the Issuer or the Public Company should also explain the corporate actions taken by the company in resolving the suspension and/or delisting.	-
C	**Laporan Direksi** Laporan Direksi paling sedikit memuat uraian singkat mengenai:	**Board of Directors Report** The Board of Directors Report should at least contain the following items regarding:	54
	1. Kinerja Emiten atau Perusahaan Publik, paling sedikit memuat:	1. The performance of the Issuer or Public Company, at least covering:	55
	a. Strategi dan kebijakan strategis Emiten atau Perusahaan Publik;	a. Strategy and strategic policies of the Issuer or Public Company;	55-59
	b. Peranan Direksi dalam perumusan strategi dan kebijakan strategis Emiten atau Perusahaan Publik;	b. The role of the Board of Directors in formulating strategies and strategic policies of Issuer or Public Company;	60-61
	c. Proses yang dilakukan Direksi untuk memastikan implementasi strategi Emiten atau Perusahaan Publik;	c. The process carried out by the Board of Directors to ensure the implementation of the Issuer's or Public Company's strategy;	60-61
	d. Perbandingan antara hasil yang dicapai dengan yang ditargetkan Emiten atau Perusahaan Publik; dan	d. Comparison between achievement of results and targets; and	61
	e. Kendala yang dihadapi Emiten atau Perusahaan Publik;	e. Challenges faced by the Issuer or Public Company;	57-58
	2. Gambaran tentang prospek usaha Emiten atau Perusahaan Publik; dan	2. Description on business prospects;	60-61
	3. Penerapan tata kelola Emiten atau Perusahaan Publik.	3. Implementation of good corporate governance by Issuer or Public Company.	61-62
	4. Perubahan komposisi anggota Direksi dan alasan perubahannya (jika ada)	4. Changes in the composition of members of the Board of Directors and reasons for the change (if any)	63

No.	Isi Laporan Tahunan	Annual Report Content	Halaman Page
D	**Laporan Dewan Komisaris** Laporan Dewan Komisaris paling sedikit memuat uraian singkat mengenai:	**Board of Commissioners Report** The Board of Commissioners Report should at least contain the following items regarding:	44
	1. Penilaian terhadap kinerja Direksi mengenai pengelolaan Emiten atau Perusahaan Publik, termasuk pengawasan Dewan Komisaris dalam perumusan dan implementasi strategi Emiten atau Perusahaan Publik yang dilakukan oleh Direksi;	1. Assessment on the performance of the Board of Directors in managing the Issuer or the Public Company, including the supervision of the Board of Commissioners in the formulation and implementation of the strategy of the Issuer or Public Company carried out by the Board of Directors;	46-49
	2. Pandangan atas prospek usaha Emiten atau Perusahaan Publik yang disusun oleh Direksi;	2. View on the business prospects of the Issuer or Public Company as established by the Board of Directors;	49-50
	3. Pandangan atas penerapan tata kelola Emiten atau Perusahaan Publik;	3. View on the implementation of the corporate governance by the Issuer or Public Company;	50-52
	4. Perubahan komposisi anggota Dewan Komisaris dan alasan perubahannya (jika ada); dan	4. Changes in the composition of members of the Board of Commissioners and reasons for the changes (if any); and	52
	5. Frekuensi dan cara pemberian nasihat kepada anggota Direksi.	5. Frequency and method of providing advice to members of the Board of Directors.	49
E	**Profil Perusahaan** Profil Emiten atau Perusahaan Publik paling sedikit memuat informasi:	**Company Profile** Profile of the Issuer or Public Company should cover at least:	68
	1. Nama Emiten atau Perusahaan Publik termasuk apabila terdapat perubahan nama, alasan perubahan, dan tanggal efektif perubahan nama pada tahun buku;	1. Name of Issuer or Public Company, including change of name, reason of change, and the effective date of the change of name during the fiscal year;	68, 73
	2. Akses terhadap Emiten atau Perusahaan Publik termasuk kantor cabang atau kantor perwakilan yang memungkinkan masyarakat dapat memperoleh informasi mengenai Emiten atau Perusahaan Publik, meliputi:	2. Access to Issuer or Public Company, including branch office or representative office, where public can have access of information of the Issuer or Public Company, which include:	68
	a. Alamat;	a. Address;	68
	b. Nomor telepon;	b. Telephone number;	68
	c. Nomor faksimile;	c. Facsimile number;	68
	d. Alamat surat elektronik; dan	d. E-Mail address; and	68
	e. Alamat situs web;	e. Website address;	68
	3. Riwayat singkat Emiten atau Perusahaan Publik;	3. Brief history of the Issuer or Public Company;	70-72
	4. Visi dan misi Emiten atau Perusahaan Publik serta budaya perusahaan (*corporate culture*) atau nilai-nilai perusahaan;	4. Vision and mission of the Issuer or Public Company and corporate culture;	76
	5. Kegiatan usaha menurut anggaran dasar terakhir, kegiatan usaha yang dijalankan pada tahun buku, serta jenis barang dan/atau jasa yang dihasilkan;	5. Line of business based on the latest Articles of Association in the fiscal year, and types of products and/or services produced;	78-83
	6. Wilayah operasional Emiten atau Perusahaan Publik; wilayah operasional merupakan wilayah atau daerah pelaksanaan kegiatan operasional atau jangkauan dari kegiatan operasional perusahaan;	6. Operational area of the Issuer or Public Company; operational area is the area for the implementation of operational activities or the range of the company's operational activities;	84
	7. Struktur organisasi Emiten atau Perusahaan Publik dalam bentuk bagan, paling sedikit sampai dengan struktur 1 (satu) tingkat di bawah Direksi termasuk komite di bawah Direksi (jika ada) dan komite di bawah Dewan Komisaris, disertai dengan nama dan jabatan;	7. Organization structure of the Issuer or Public Company in the form of a chart, at least up to the structure of 1 (one) level below the Board of Directors including committees under the Board of Directors (if any) and committees under the Board of Commissioners, along with their names and positions;	86-87
	8. Daftar keanggotaan asosiasi industri baik dalam skala nasional maupun internasional yang berkaitan dengan penerapan keuangan berkelanjutan;	8. List of industry association memberships on a national and international scale related to the implementation of sustainable finance;	85
	9. Profil Direksi, paling sedikit memuat:	9. Board of Directors profiles include:	
	a. Nama dan jabatan yang sesuai dengan tugas dan tanggung jawab;	a. Name and short description of duties and functions;	106-123 106-123
	b. Foto terbaru;	b. Latest photograph;	106-123
	c. Usia;	c. Age;	106-123
	d. Kewarganegaraan;	d. Citizenship;	106-123
	e. Riwayat pendidikan dan/atau sertifikasi;	e. Education and certification;	106-123

No.	Isi Laporan Tahunan	Annual Report Content	Halaman Page
	f. Riwayat jabatan, meliputi informasi: • Dasar hukum pengangkatan sebagai anggota Direksi pada Emiten atau Perusahaan Publik yang bersangkutan; • Rangkap jabatan, baik sebagai anggota Direksi, anggota Dewan Komisaris, dan/atau anggota komite serta jabatan lainnya baik di dalam maupun di luar Emiten atau Perusahaan Publik. Dalam hal anggota Direksi tidak memiliki rangkap jabatan, maka diungkapkan mengenai hal tersebut; dan • Pengalaman kerja beserta periode waktunya baik di dalam maupun di luar Emiten atau Perusahaan Publik;	f. History position, covering information on: • Legal basis for appointment as member of the Board of Directors to the said Issuer or Public Company; • Concurrent positions, as member of the Board of Directors, member of the Board of Commissioners, and/or member of committee, and other positions both inside and outside the Issuer or Public Company. If a member of the Board of Directors does not have any concurrent positions, this matter shall be disclosed; and • Work experience and period in and outside the Issuer or Public Company;	106-123 106-123 106-123 106-123
	g. Hubungan afiliasi dengan anggota Direksi lainnya, anggota Dewan Komisaris, pemegang saham utama, dan pengendali baik langsung maupun tidak langsung sampai kepada pemilik individu, meliputi nama pihak yang terafiliasi. Dalam hal anggota Direksi tidak memiliki hubungan afiliasi, maka Emiten atau Perusahaan Publik mengungkapkan hal tersebut; dan	g. Disclosure of affiliation with other members of the Board of Directors, members of the Board of Commissioners, and major shareholders either directly or indirectly to the individual owner, including name of the affiliated party. If a member of the Board of Directors has no affiliation, the Issuer or Public Company shall disclose this matter; and	106-123; 225-226
	h. Perubahan komposisi anggota Direksi dan alasan perubahannya. Dalam hal tidak terdapat perubahan komposisi anggota Direksi, maka diungkapkan mengenai hal tersebut;	h. Changes in the composition of the members of the Board of Directors and the reasons for the changes. If there is no change in the composition of the members of the Board of Directors, this matter shall be disclosed;	63
	10. Profil Dewan Komisaris, paling sedikit memuat:	10. Profile of the Board of Commissioners, at least containing:	89-105
	a. Nama dan jabatan;	a. Name and position;	89-105
	b. Foto terbaru;	b. Recent photograph;	89-105
	c. Usia;	c. Age;	89-105
	d. Kewarganegaraan;	d. Nationality;	89-105
	e. Riwayat pendidikan dan/atau sertifikasi;	e. Education history and certification;	89-105
	f. Riwayat jabatan, meliputi informasi:	f. Position history, including information on:	89-105
	• Dasar hukum pengangkatan sebagai anggota Dewan Komisaris;	• Legal basis for appointment as member of the Board of Commissioners;	89-105
	• Dasar hukum pengangkatan pertama kali sebagai anggota Dewan Komisaris yang merupakan komisaris independen pada Emiten atau Perusahaan Publik yang bersangkutan;	• The legal basis for the first appointment as a member of the Board of Commissioners who is an independent commissioner of the Issuer or Public Company;	89-105
	• Rangkap jabatan, baik sebagai anggota Dewan Komisaris, anggota Direksi, dan/atau anggota komite serta jabatan lainnya baik di dalam maupun di luar Emiten atau Perusahaan Publik. Dalam hal anggota Dewan Komisaris tidak memiliki rangkap jabatan, maka diungkapkan mengenai hal tersebut; dan	• Concurrent positions, either as a member of the Board of Commissioners, member of the Board of Directors, and/or committee member as well as other positions both inside and outside the Issuer or Public Company. If a member of the Board of Commissioners does not have concurrent positions, the matter shall be disclosed; and	89-105
	• Pengalaman kerja beserta periode waktunya baik di dalam maupun di luar Emiten atau Perusahaan Publik;	• Work experience and period of time both inside and outside the Issuer or Public Company;	89-105
	g. Hubungan afiliasi dengan anggota Dewan Komisaris lainnya, pemegang saham utama, dan pengendali baik langsung maupun tidak langsung sampai kepada pemilik individu, meliputi nama pihak yang terafiliasi; Dalam hal anggota Dewan Komisaris tidak memiliki hubungan afiliasi, maka Emiten atau Perusahaan Publik mengungkapkan hal tersebut;	g. Affiliation with other members of the Board of Commissioners, major shareholders, and controllers either directly or indirectly to individual owners, including names of affiliated parties; If the members of the Board of Commissioners have no affiliation, the Issuer or Public Company shall disclose this matter;	89-105; 213-215
	h. Pernyataan independensi komisaris independen dalam hal komisaris independen telah menjabat lebih dari 2 (dua) periode; dan	h. Statement of independence of the independent commissioner if the independent commissioner has served more than 2 (two) terms; and	89-105

No.	Isi Laporan Tahunan	Annual Report Content	Halaman Page
	i. Perubahan komposisi anggota Dewan Komisaris dan alasan perubahannya. Dalam hal tidak terdapat perubahan komposisi anggota Dewan Komisaris, maka diungkapkan mengenai hal tersebut;	i. Changes in the composition of the members of the Board of Commissioners and the reasons for the changes. If there is no change in the composition of the members of the Board of Commissioners, this matter shall be disclosed;	52
11.	Dalam hal terdapat perubahan susunan anggota Direksi dan/atau anggota Dewan Komisaris yang terjadi setelah tahun buku berakhir sampai dengan batas waktu penyampaian Laporan Tahunan, susunan yang dicantumkan dalam Laporan Tahunan adalah susunan anggota Direksi dan/atau anggota Dewan Komisaris yang terakhir dan sebelumnya;	11. If there were changes in the composition of the Board of Commissioners and/or the Board of Directors occurring between the period after year-end until the date the Annual Report submitted, the last and the previous composition of the Board of Commissioners and/or the Board of Directors shall be stated in the Annual Report;	-
12.	Jumlah karyawan menurut jenis kelamin, jabatan, usia, tingkat pendidikan, dan status ketenagakerjaan (tetap/kontrak) dalam tahun buku; Pengungkapan informasi dapat disajikan dalam bentuk tabel;	12. Total employees by gender, position, age, education level, and employment status (permanent/contracted) in the fiscal year; the disclosure of information can be presented in table;	124-126
13.	Nama pemegang saham dan persentase kepemilikan pada awal dan akhir tahun buku, yang terdiri dari informasi mengenai:	13. Names of shareholders and ownership percentage at the end of the fiscal year, consisting of information regarding:	129
	a. Pemegang saham yang memiliki 5% (lima persen) atau lebih saham Emiten atau Perusahaan Publik;	a. Shareholders having 5% (five percent) or more shares of Issuer or Public Company;	129
	b. Anggota Direksi dan anggota Dewan Komisaris yang memiliki saham Emiten atau Perusahaan Publik. Dalam hal seluruh anggota Direksi dan/atau seluruh anggota Dewan Komisaris tidak memiliki saham, maka diungkapkan mengenai hal tersebut; dan	b. The Board of Commissioners and the Board of Directors members who own shares of the Issuers or Public Company. If all members of the Board of Directors and/or all members of the Board of Commissioners do not own shares, this matter shall be disclosed; and	130-131
	c. Kelompok pemegang saham masyarakat, yaitu kelompok pemegang saham yang masing-masing memiliki kurang dari 5% (lima persen) saham Emiten atau Perusahaan Publik;	c. Groups of public shareholders, or groups of shareholders, each with less than 5% (five percent) ownership shares of the Issuer or Public Company;	129
	Informasi di atas dapat disajikan dalam bentuk tabel.	The aforementioned information is presented in table.	
14.	Persentase kepemilikan tidak langsung atas saham Emiten atau Perusahaan Publik oleh anggota Direksi dan anggota Dewan Komisaris pada awal dan akhir tahun buku, termasuk informasi mengenai pemegang saham yang terdaftar dalam daftar pemegang saham untuk kepentingan kepemilikan tidak langsung anggota Direksi dan anggota Dewan Komisaris;	14. Percentage of indirect ownership of the Issuer or Public Company shares by the Board of Directors and the Board of Commissioners members at the beginning and end of the fiscal year, including information on shareholders registered in the shareholder register for the benefit of indirect ownership of the Board of Directors and the Board of Commissioners members;	130-131
	Dalam hal seluruh anggota Direksi dan/atau seluruh anggota Dewan Komisaris tidak memiliki kepemilikan tidak langsung atas saham Emiten atau Perusahaan Publik, maka diungkapkan mengenai hal tersebut.	If all members of the Board of Directors and/or all members of the Board of Commissioners do not have indirect ownership of the shares of the Issuer or Public Company, this matter shall be disclosed.	
15.	Jumlah pemegang saham dan persentase kepemilikan per akhir tahun buku berdasarkan klasifikasi:	15. Total shareholders and ownership percentage at the end of the fiscal year, based on:	
	a. Kepemilikan institusi lokal;	a. Ownership of local institutions;	129
	b. Kepemilikan institusi asing;	b. Ownership of foreign institutions;	129
	c. Kepemilikan individu lokal; dan	c. Ownership of local individual; and	129
	d. Kepemilikan individu asing;	d. Ownership of foreign individual;	129
16.	Informasi mengenai pemegang saham utama dan pengendali Emiten atau Perusahaan Publik, baik langsung maupun tidak langsung, sampai kepada pemilik individu, yang disajikan dalam bentuk skema atau bagan;	16. Information on major shareholders and controlling shareholders the Issuers of Public Company, directly or indirectly, and also individual shareholder. The information is presented in scheme or diagram;	132

No.	Isi Laporan Tahunan	Annual Report Content	Halaman Page
	17. Nama entitas anak, perusahaan asosiasi, perusahaan ventura bersama dimana Emiten atau Perusahaan Publik memiliki pengendalian bersama entitas (jika ada), beserta persentase kepemilikan saham, bidang usaha, total aset, dan status operasi entitas anak, perusahaan asosiasi, perusahaan ventura bersama; Untuk entitas anak, ditambahkan informasi mengenai alamat entitas anak tersebut.	17. Name of subsidiaries, associated companies, joint venture controlled by Issuers or Public Company with entity (if any), percentage of stock ownership, line of business, total assets and operating status of the Issuers of Public Company, associates, joint ventures; For subsidiaries, the information on the addresses of the subsidiaries is included;	133-135
	18. Kronologis pencatatan saham, jumlah saham, nilai nominal, dan harga penawaran dari awal pencatatan hingga akhir tahun buku serta nama bursa efek dimana saham Emiten atau Perusahaan Publik dicatatkan, termasuk pemecahan saham (*stock split*), penggabungan saham (*reverse stock*), dividen saham, saham bonus, dan perubahan nilai nominal saham, pelaksanaan efek konversi, pelaksanaan penambahan dan pengurangan modal (jika ada);	18. Chronology of share listing, total of shares, nominal value, and offering price from the beginning of listing to the end of the fiscal year as well as the name of the stock exchange where the shares of the Issuer or Public Company are listed, including stock splits, reverse stock, dividends shares, bonus shares, and change in par value of shares, implementation of conversion effects, implementation of capital additions and subtractions (if any);	136-137
	19. Informasi pencatatan efek lainnya selain efek sebagaimana dimaksud pada angka 18), yang belum jatuh tempo pada tahun buku paling sedikit memuat nama efek, tahun penerbitan, tingkat suku bunga/imbal hasil, tanggal jatuh tempo, nilai penawaran, dan peringkat efek (jika ada);	19. Other securities listing information other than securities as referred to in point 18), which have not yet matured in the fiscal year at least contain the name of the securities, year of issue, interest rate/yield, maturity date, offering value, and rating of securities (if any);	137-141
	20. Informasi penggunaan jasa akuntan publik (AP) dan kantor akuntan publik (KAP) beserta jaringan/asosiasi/aliansinya meliputi: a. Nama dan alamat; b. Periode penugasan; c. Informasi jasa audit dan/atau non audit yang diberikan; d. Biaya jasa (*fee*) audit dan/atau non audit untuk masing-masing penugasan yang diberikan selama tahun buku; dan e. Dalam hal AP dan KAP beserta jaringan/asosiasi/aliansinya, yang ditunjuk tidak memberikan jasa non audit, maka diungkapkan mengenai informasi tersebut; dan Pengungkapan informasi penggunaan jasa AP dan KAP beserta jaringan/asosiasi/aliansinya dapat disajikan dalam bentuk tabel.	20. Information on the use of the services of a public accountant (AP) and a public accounting firm (KAP) and their networks/associations/allies include: a. Name and address; b. Assignment period; c. Information on audit and/or non-audit services provided; d. Audit and non-audit fees for each assignment given during the fiscal year; and e. If AP and KAP and their network/association/alliance, which are appointed do not provide non-audit services, the information shall be disclosed; and Disclosure of information on the use of AP and KAP services and their networks/associations/allies is presented in table.	142 142 142 142 142 142
	21. Nama dan alamat lembaga dan/atau profesi penunjang pasar modal selain AP dan KAP.	21. Name and address of capital market supporting institutions and/or professions other than AP and KAP.	142
F	**Analisis dan Pembahasan Manajemen** Analisis dan pembahasan manajemen memuat analisis dan pembahasan mengenai laporan keuangan dan informasi penting lainnya dengan penekanan pada perubahan material yang terjadi dalam tahun buku, yaitu paling sedikit memuat: 1. Tinjauan operasi per segmen usaha sesuai dengan jenis industri Emiten atau Perusahaan Publik, paling sedikit mengenai: a. Produksi, yang meliputi proses, kapasitas, dan perkembangannya; b. Pendapatan/penjualan; dan c. Profitabilitas; 2. Kinerja keuangan komprehensif yang mencakup perbandingan kinerja keuangan dalam 2 (dua) tahun buku terakhir, penjelasan tentang penyebab adanya perubahan dan dampak perubahan tersebut, paling sedikit mengenai: a. Aset lancar, aset tidak lancar, dan total aset;	**Management Discussion and Analysis** Management Analysis and Discussion Annual should contain discussion and analysis on financial statements and other material information emphasizing material changes that occurred during the year under review, at least including: 1. Operational review per business segment, according to the type of industry of the Issuer or Public Company including: a. Production, including process, capacity, and growth; b. Income/sales; and c. Profitability; 2. Comprehensive financial performance analysis which includes a comparison between the financial performance of the last 2 (two) fiscal years, and explanation on the causes and effects of such changes, among others concerning: a. Current assets, non-current assets, and total assets;	149 151 151-156 151-156 151-156 157 159-160

No.	Isi Laporan Tahunan	Annual Report Content	Halaman Page
	b. Liabilitas jangka pendek, liabilitas jangka panjang, dan total liabilitas;	b. Short term liabilities, long term liabilities, total liabilities;	159, 160
	c. Ekuitas;	c. Equity;	160-161
	d. Pendapatan/penjualan, beban, laba (rugi), penghasilan komprehensif lain, dan total laba (rugi) komprehensif; dan	d. Sales/operating revenues, expenses and profit (loss), other comprehensive revenues, and total comprehensive profit (loss); and	157-159
	e. Arus kas;	e. Cash flows;	161
3.	Kemampuan membayar utang atau kewajiban dengan menyajikan perhitungan rasio yang relevan;	3. Capacity to pay debts by including the computation of relevant ratios;	161-162
4.	Tingkat kolektibilitas piutang Emiten atau Perusahaan Publik dengan menyajikan perhitungan rasio yang relevan;	4. Account receivable collectability of the Issuer or Public Company, including the computation of the relevant ratios;	162
5.	Struktur modal (*capital structure*) dan kebijakan manajemen atas struktur modal (*capital structure*) tersebut disertai dasar penentuan kebijakan dimaksud;	5. Capital structure and management policies concerning capital structure, including the basis for determining the said policy;	162
6.	Bahasan mengenai ikatan yang material untuk investasi barang modal dengan penjelasan paling sedikit memuat:	6. Discussion on material ties for the investment of capital goods, including the explanation on at least:	163-164
	a. Tujuan dari ikatan tersebut;	a. The purpose of such ties;	163-164
	b. Sumber dana yang diharapkan untuk memenuhi ikatan tersebut;	b. Source of funds expected to fulfill the said ties;	164
	c. Mata uang yang menjadi denominasi; dan	c. Currency of denomination; and	164
	d. Langkah yang direncanakan Emiten atau Perusahaan Publik untuk melindungi risiko dari posisi mata uang asing yang terkait;	d. Steps taken by the Issuer of Public Company to protect the position of a related foreign currency against risks;	164
7.	Bahasan mengenai investasi barang modal yang direalisasikan dalam tahun buku terakhir, paling sedikit memuat:	7. Discussion on investment of capital goods which was realized in the last fiscal year, at least include:	163-164
	a. Jenis investasi barang modal;	a. Type of investment of capital goods;	163-164
	b. Tujuan investasi barang modal; dan	b. Objective of the investment of capital goods; and	163-164
	c. Nilai investasi barang modal yang dikeluarkan;	c. Value of the investment of capital goods;	163-164
8.	Informasi dan fakta material yang terjadi setelah tanggal laporan akuntan (jika ada);	8. Material Information and facts that occurring after the date of the accountant's report (if any);	165
9.	Prospek usaha dari Emiten atau Perusahaan Publik dikaitkan dengan kondisi industri, ekonomi secara umum dan pasar internasional disertai data pendukung kuantitatif dari sumber data yang layak dipercaya;	9. Information on the prospects of the Issuer or the Public Company in connection with industry, economy in general, accompanied with supporting quantitative data if there is a reliable data source;	165-166
10.	Perbandingan antara target/proyeksi pada awal tahun buku dengan hasil yang dicapai (realisasi), mengenai:	10. Comparison between target/projection at beginning of year and result (realization), concerning:	166
	a. Pendapatan/penjualan;	a. Income/sales	166
	b. Laba (rugi);	b. Profit (loss);	166
	c. Struktur modal (*capital structure*); atau	c. Capital structure; or	166
	d. Hal lainnya yang dianggap penting bagi Emiten atau Perusahaan Publik;	d. Others that deemed necessary for the Issuer or Public Company;	-
11.	Target/proyeksi yang ingin dicapai Emiten atau Perusahaan Publik untuk 1 (satu) tahun mendatang, mengenai:	11. Target/projection at most for the next one year of the Issuer or Public Company, concerning:	167
	a. Pendapatan/penjualan;	a. Income/sales;	167
	b. Laba (rugi);	b. Profit (loss);	167
	c. Struktur modal (*capital structure*);	c. Capital structure; or	167
	d. Kebijakan dividen; atau	d. Dividend policy;	167
	e. Hal lainnya yang dianggap penting bagi Emiten atau Perusahaan Publik;	e. Or others that deemed necessary for the Issuer or Public Company;	-
12.	Aspek pemasaran atas barang dan/atau jasa Emiten atau Perusahaan Publik, paling sedikit mengenai strategi pemasaran dan pangsa pasar;	12. Marketing aspects of the Company's products and/or services the Issuer or Public Company, among others marketing strategy and market share;	174-175

No.	Isi Laporan Tahunan	Annual Report Content	Halaman Page
	13. Uraian mengenai dividen selama 2 (dua) tahun buku terakhir, paling sedikit: a. Kebijakan dividen, antara lain memuat informasi persentase jumlah dividen yang dibagikan terhadap laba bersih; b. Tanggal pembayaran dividen kas dan/atau tanggal distribusi dividen non kas; c. Jumlah dividen per saham (kas dan/atau non kas); dan d. Jumlah dividen per tahun yang dibayar; Pengungkapan informasi dapat disajikan dalam bentuk tabel. Dalam hal Emiten atau Perusahaan Publik tidak membagikan dividen dalam 2 (dua) tahun terakhir, maka diungkapkan mengenai hal tersebut.	13. Description regarding the dividend policy during the last 2 (two) fiscal years, at least: a. Dividend policy, among others, containing information on the percentage of dividends distributed to net income; b. The date of the payment of cash dividend and date of distribution of non-cash dividend; c. Total of cash per share (cash and/or non cash); and d. Total of dividend per year paid; Disclosure of information is presented in table. If the Issuer or Public Company does not distribute dividends in the last 2 (two) years, this matter shall be disclosed.	167 167-168 168 168 168 -
	14. Realisasi penggunaan dana hasil penawaran umum, dengan ketentuan: a. Dalam hal selama tahun buku, Emiten memiliki kewajiban menyampaikan laporan realisasi penggunaan dana, maka diungkapkan realisasi penggunaan dana hasil penawaran umum secara kumulatif sampai dengan akhir tahun buku; dan b. Dalam hal terdapat perubahan penggunaan dana sebagaimana diatur dalam Peraturan Otoritas Jasa Keuangan mengenai laporan realisasi penggunaan dana hasil penawaran umum, maka Emiten menjelaskan perubahan tersebut;	14. Use of proceeds from Public Offerings, under the condition of: a. During the fiscal year, on which the Issuer has the obligation to report the realization of the use of proceeds, the realization of the cumulative use of proceeds until the end of fiscal year should be disclosed; and b. If there were changes in the use of proceeds as stipulated in the Regulation of the Financial Services Authority on the Report of the Utilization of Proceeds from Public Offering, Issuer should explain the changes;	169 169 -
	15. Informasi material (jika ada), antara lain mengenai investasi, ekspansi, divestasi, penggabungan/peleburan usaha, akuisisi, restrukturisasi utang/modal, transaksi material, transaksi afiliasi, dan transaksi benturan kepentingan, yang terjadi pada tahun buku, paling sedikit memuat: a. Tanggal, nilai, dan objek transaksi; b. Nama pihak yang melakukan transaksi; c. Sifat hubungan afiliasi (jika ada); d. Penjelasan mengenai kewajaran transaksi; e. Pemenuhan ketentuan terkait; dan f. Dalam hal terdapat hubungan afiliasi, selain mengungkapkan informasi sebagaimana dimaksud dalam huruf a) sampai dengan huruf e), Emiten atau Perusahaan Publik juga mengungkapkan informasi: • Pernyataan Direksi bahwa transaksi afiliasi telah melalui prosedur yang memadai untuk memastikan bahwa transaksi afiliasi dilaksanakan sesuai dengan praktik bisnis yang berlaku umum antara lain dilakukan dengan memenuhi prinsip transaksi yang wajar (*arms-length principle*); dan • Peran Dewan Komisaris dan komite audit dalam melakukan prosedur yang memadai untuk memastikan bahwa transaksi afiliasi dilaksanakan sesuai dengan praktik bisnis yang berlaku umum antara lain dilakukan dengan memenuhi prinsip transaksi yang wajar (*arms-length principle*)	15. Material information (if any), among others concerning investment, expansion, divestment, acquisition, debt/capital restructuring, transactions with related parties and transactions with conflict of interest that occurred during the year under review, among others include: a. Transaction date, value, and object; b. Name of transacting parties; c. Nature of related parties (if any); d. Description of the fairness of the transaction; and e. Compliance with related rules and regulations; f. If there is an affiliation relationship, in addition to disclosing the information as referred to in letter a) to letter e), the Issuer or Public Company also discloses the following information: • Statement from the Board of Directors that the affiliate transaction has gone through adequate procedures to ensure that the affiliate transaction is carried out in accordance with generally accepted business practices, among others, by complying with the arms-length principle; and • Role of the Board of Commissioners and the audit committee in carrying out adequate procedures to ensure that affiliated transactions are carried out in accordance with generally accepted business practices, among others, by complying with the arms-length principle	169-170 169-170 171 171 171-172 172 172 173

No.	Isi Laporan Tahunan	Annual Report Content	Halaman Page
	g. Untuk transaksi afiliasi atau transaksi material yang merupakan kegiatan usaha yang dijalankan dalam rangka menghasilkan pendapatan usaha dan dijalankan secara rutin, berulang, dan/atau berkelanjutan, ditambahkan penjelasan bahwa transaksi afiliasi atau transaksi material tersebut merupakan kegiatan usaha yang dijalankan dalam rangka menghasilkan pendapatan usaha dan dijalankan secara rutin, berulang, dan/atau berkelanjutan; Dalam hal transaksi afiliasi atau transaksi material dimaksud telah diungkapkan dalam laporan keuangan tahunan, ditambahkan informasi mengenai rujukan pengungkapan dalam laporan keuangan tahunan tersebut.	g. For affiliated transactions or material transactions which are business activities carried out in order to generate business income and are carried out regularly, repeatedly, and/or continuously, an explanation shall be disclosed that the affiliated transactions or material transactions are business activities carried out in order to generate operating income, and those are run regularly, repeatedly, and/or continuously; If the affiliated transactions or material transactions in question have been disclosed in the annual financial statements, additional information regarding the disclosure reference in the annual financial statements is added.	173
	h. Untuk pengungkapan transaksi afiliasi dan/atau transaksi benturan kepentingan yang merupakan hasil pelaksanaan transaksi afiliasi dan/atau transaksi benturan kepentingan yang telah disetujui pemegang saham independen, ditambahkan informasi mengenai tanggal pelaksanaan RUPS yang menyetujui transaksi afiliasi dan/atau transaksi benturan kepentingan tersebut;	h. For disclosure of affiliated transactions and/or conflict of interest transactions resulting from the implementation of affiliated transactions and/or conflict of interest transactions that have been approved by independent shareholders, additional information regarding the date of the GMS that approved the affiliated transactions and/or conflict of interest transactions is disclosed;	-
	i. Dalam hal tidak terdapat transaksi afiliasi dan/atau transaksi benturan kepentingan, maka diungkapkan mengenai hal tersebut;	i. If there is no affiliated transaction and/or conflict of interest transactions, such matters shall be disclosed;	-
	16. Perubahan ketentuan peraturan perundang-undangan yang berpengaruh signifikan terhadap Emiten atau Perusahaan Publik dan dampaknya terhadap laporan keuangan (jika ada); dan	16. Changes in regulation which have a significant effect on the Issuer or Public Company and impacts on the company (if any); and	173
	17. Perubahan kebijakan akuntansi, alasan dan dampaknya terhadap laporan keuangan (jika ada).	17. Changes in the accounting policy, rationale and impact on the financial statement (if any).	173
G	**Tata Kelola** Tata kelola Emiten atau Perusahaan Publik paling sedikit memuat uraian singkat mengenai:	**Corporate Governance** Corporate Governance of the Issuer or Public Company contains at least:	178
	1. RUPS, paling sedikit memuat:	1. GMS, at least contains:	184
	a. Informasi mengenai keputusan RUPS pada tahun buku dan 1 (satu) tahun sebelum tahun buku meliputi:	a. Information regarding the resolutions of the GMS in the fiscal year and 1 (one) year prior to the fiscal year include:	
	• Keputusan RUPS pada tahun buku dan 1 (satu) tahun sebelum tahun buku yang direalisasikan pada tahun buku; dan	• GMS resolutions in the fiscal year and 1 (one) year before the fiscal year are realized; and	184-197; 198-207
	• Keputusan RUPS pada tahun buku dan 1 (satu) tahun sebelum tahun buku yang belum direalisasikan beserta alasan belum direalisasikan;	• GMS resolutions for the fiscal year and 1 (one) year prior to the fiscal year that have not been realized and the reasons for not being realized;	
	b. Dalam hal Emiten atau Perusahaan Publik menggunakan pihak independen dalam pelaksanaan RUPS untuk melakukan perhitungan suara, maka diungkapkan mengenai hal tersebut;	b. If the Issuer or Public Company uses an independent party in the implementation of the GMS to calculate the votes, this matter shall be disclosed;	185; 188; 194
	2. Direksi, paling sedikit memuat:	2. Board of Directors, at least contains:	219
	a. Tugas dan tanggung jawab masing-masing anggota Direksi; Informasi mengenai tugas dan tanggung jawab masing-masing anggota Direksi diuraikan dan dapat disajikan dalam bentuk tabel.	a. Duties and responsibilities of each member of the Board of Directors; Information regarding the duties and responsibilities of each member of the Board of Directors is described and can be presented in table.	220-222
	b. Pernyataan bahwa Direksi memiliki pedoman atau piagam (*charter*) Direksi	b. Statement that the Board of Directors has guidelines or charter for the Board of Directors	219

No.	Isi Laporan Tahunan	Annual Report Content	Halaman Page
	c. Kebijakan dan pelaksanaan frekuensi rapat Direksi, rapat Direksi bersama Dewan Komisaris, dan tingkat kehadiran anggota Direksi dalam rapat tersebut termasuk kehadiran dalam RUPS; Informasi tingkat kehadiran anggota Direksi dalam rapat Direksi, rapat Direksi bersama Dewan Komisaris, atau RUPS dapat disajikan dalam bentuk tabel.	c. Policies and implementation of the frequency of meetings of the Board of Directors, meetings of the Board of Directors with the Board of Commissioners, and the level of attendance of members of the Board of Directors in the meeting including attendance at the GMS; Information on the level of attendance of members of the Board of Directors at the meeting of the Board of Directors, the meeting of the Board of Directors with the Board of Commissioners, or the GMS can be presented in table.	227-229
	d. Pelatihan dan/atau peningkatan kompetensi anggota Direksi: • Kebijakan pelatihan dan/atau peningkatan kompetensi anggota Direksi, termasuk program orientasi bagi anggota Direksi yang baru diangkat (jika ada); dan • Pelatihan dan/atau peningkatan kompetensi yang diikuti anggota Direksi dalam tahun buku (jika ada);	d. Training and/or competency improvement of members of the Board of Directors: • Policy on training and/or improving the competence of members of the Board of Directors, including an orientation program for newly appointed members of the Board of Directors (if any); and • Training and/or competency improvement attended by members of the Board of Directors in the fiscal year (if any);	 229 230
	e. Penilaian Direksi terhadap kinerja komite yang mendukung pelaksanaan tugas Direksi pada tahun buku paling sedikit memuat: • Prosedur penilaian kinerja; dan • Kriteria yang digunakan seperti capaian kinerja selama tahun buku, kompetensi dan kehadiran dalam rapat; dan	e. Board of Directors' assessment of the performance of the committees that support the implementation of the duties of the Board of Directors in the fiscal year shall at least contain: • Performance appraisal procedures; and • Criteria used are performance achievements during the fiscal year, competence and attendance at meetings; and	232 - -
	f. Dalam hal Emiten atau Perusahaan Publik tidak memiliki komite yang mendukung pelaksanaan tugas Direksi, maka diungkapkan mengenai hal tersebut.	f. If the Issuer or Public Company does not have a committee that supports the implementation of the duties of the Board of Directors, this matter shall be disclosed.	232
3.	Dewan Komisaris, paling sedikit memuat:	3. The Board of Commissioners, at least contains:	208
	a. Tugas dan tanggung jawab Dewan Komisaris;	a. Duties and responsibilities of the Board of Commissioners;	209
	b. Pernyataan bahwa Dewan Komisaris memiliki pedoman atau piagam (*charter*) Dewan Komisaris;	b. Statement that the Board of Commissioners has guidelines or charter for the Board of Commissioners;	208
	c. Kebijakan dan pelaksanaan frekuensi rapat Dewan Komisaris, rapat Dewan Komisaris bersama Direksi dan tingkat kehadiran anggota Dewan Komisaris dalam rapat tersebut termasuk kehadiran dalam RUPS; Informasi tingkat kehadiran anggota Dewan Komisaris dalam rapat Dewan Komisaris, rapat Dewan Komisaris bersama Direksi, atau RUPS dapat disajikan dalam bentuk tabel.	c. Policies and implementation of the frequency of the Board of Commissioners meetings, the Board of Commissioners meeting with the Board of Directors and the level of attendance of the Board of Commissioners members in such meetings including attendance at the GMS; Information on the level of attendance of the Board of Commissioners members at the Board of Commissioners meeting, the Board of Commissioners meeting with the Board of Directors, or the GMS can be presented in table.	216-218
	d. Pelatihan dan/atau peningkatan kompetensi anggota Dewan Komisaris: • Kebijakan pelatihan dan/atau peningkatan kompetensi anggota Dewan Komisaris, termasuk program orientasi bagi anggota Dewan Komisaris yang baru diangkat (jika ada); dan • Pelatihan dan/atau peningkatan kompetensi yang diikuti anggota Dewan Komisaris dalam tahun buku (jika ada);	d. Training and/or competency improvement of members of the Board of Commissioners: • Policy on training and/or improving the competence of the Board of Commissioners members, including orientation programs for newly appointed members of the Board of Commissioners (if any); and • Training and/or competency improvement attended by the Board of Commissioners members during the fiscal year (if any);	216 215; 219 219

No.	Isi Laporan Tahunan	Annual Report Content	Halaman Page
	e. Penilaian kinerja Direksi dan Dewan Komisaris serta masing-masing anggota Direksi dan anggota Dewan Komisaris, paling sedikit memuat: • Prosedur pelaksanaan penilaian kinerja; • Kriteria yang digunakan seperti capaian kinerja selama tahun buku, kompetensi dan kehadiran dalam rapat; dan • Pihak yang melakukan penilaian; dan	e. Performance assessment of the Board of Directors and the Board of Commissioners as well as each member of the Board of Directors and the Board of Commissioners, at least containing: • Procedures for implementing performance assessment; • Criteria used are performance achievements during the fiscal year, competence and attendance at meetings; and • The party conducting the assessment; and	230 230 230 230
	f. Penilaian Dewan Komisaris terhadap kinerja Komite yang mendukung pelaksanaan tugas Dewan Komisaris pada tahun buku meliputi: • Prosedur penilaian kinerja; dan • Kriteria yang digunakan seperti capaian kinerja selama tahun buku, kompetensi dan kehadiran dalam rapat;	f. Assessment of the Board of Commissioners on the performance of the Committees that support the implementation of the duties of the Board of Commissioners in the fiscal year includes: • Performance assessment procedures; and • Criteria used are performance achievements during the fiscal year, competence and attendance at meetings;	231-232 231-232 231-232
4.	Nominasi dan remunerasi Direksi dan Dewan Komisaris, paling sedikit memuat:	4. Nomination and remuneration of the Board of Directors and the Board of Commissioners shall at least contain:	232
	a. Prosedur nominasi, meliputi uraian singkat mengenai kebijakan dan proses nominasi anggota Direksi dan/atau anggota Dewan Komisaris; dan	a. Nomination procedure, including brief description of the policy and nomination process for the Board of Directors members and/or the Board of Commissioners members; and	232-233
	b. Prosedur dan pelaksanaan remunerasi Direksi dan Dewan Komisaris, antara lain: • Prosedur penetapan remunerasi Direksi dan Dewan Komisaris; • Struktur remunerasi Direksi dan Dewan Komisaris seperti, gaji, tunjangan, tantiem/ bonus dan lainnya; dan • Besarnya remunerasi masing-masing anggota Direksi dan anggota Dewan Komisaris; Pengungkapan informasi dapat disajikan dalam bentuk tabel.	b. Procedures and implementation of remuneration for the Board of Directors and the Board of Commissioners, including: • Procedures for determining remuneration for the Board of Directors and the Board of Commissioners; • Remuneration structure of the Board of Directors and the Board of Commissioners such as salary, allowances, tantiem/bonus and others; and • Total remuneration for each member of the Board of Directors and the Board of Commissioners; Disclosure of information can be presented in table.	233 234 234 234
5.	Dewan pengawas syariah, bagi Emiten atau Perusahaan Publik yang menjalankan kegiatan usaha berdasarkan prinsip syariah sebagaimana tertuang dalam anggaran dasar, paling sedikit memuat: a. Nama; b. Dasar hukum pengangkatan dewan pengawas syariah; c. Periode penugasan dewan pengawas syariah; d. Tugas dan tanggung jawab dewan pengawas syariah; dan e. Frekuensi dan cara pemberian nasihat dan saran serta pengawasan pemenuhan prinsip syariah di pasar modal terhadap Emiten atau Perusahaan Publik;	5. Sharia supervisory board, for Issuer or Public Company that carries out business activities based on sharia principles as stated in the articles of association, shall at least contain the following information: a. Name; b. Legal basis for the appointment of the sharia supervisory board; c. Period of assignment of the sharia supervisory board; d. Duties and responsibilities of the sharia supervisory board; and e. Frequency and method of providing advice and suggestions as well as supervising the fulfillment of sharia principles in the capital market to Issuer or Public Company;	- - - - - -
6.	Komite audit, paling sedikit memuat:	6. The Audit Committee, at least contains the following information:	235
	a. Nama dan jabatannya dalam keanggotaan komite; b. Usia; c. Kewarganegaraan; d. Riwayat pendidikan;	a. Name and position in the committee; b. Age; c. Citizenship; d. Education background;	236-238 236-238 236-238 236-238

No.	Isi Laporan Tahunan	Annual Report Content	Halaman Page
	e. Riwayat jabatan, meliputi informasi: • Dasar hukum penunjukan sebagai anggota komite; • Rangkap jabatan, baik sebagai anggota Dewan Komisaris, anggota Direksi, dan/atau anggota komite serta jabatan lainnya (jika ada); dan • Pengalaman kerja beserta periode waktunya baik di dalam maupun di luar Emiten atau Perusahaan Publik; f. Periode dan masa jabatan anggota komite audit; g. Pernyataan independensi komite audit; h. Pelatihan dan/atau peningkatan kompetensi yang telah diikuti dalam tahun buku (jika ada); i. Kebijakan dan pelaksanaan frekuensi rapat komite audit dan tingkat kehadiran anggota komite audit dalam rapat tersebut; dan j. Pelaksanaan kegiatan komite audit pada tahun buku sesuai dengan yang dicantumkan dalam pedoman atau piagam (*charter*) komite audit;	e. History of position; including: • Legal basis for the appointment as member of the committee; • Concurrent position, as member of Board of Commissioners, member of Board of Directors, and/or member of committee, and other position (if any); and • Work experience and period in and outside the Issuer or Public Company; f. Period and terms of office of the member of Audit Committee; g. Statement of independence of the Audit Committee; h. Training and/or competency improvement that have been followed in the fiscal year (if any); i. Policies and implementation of the frequency of audit committee meetings and the level of attendance of audit committee members in those meetings; and j. Implementation of the audit committee's activities for the fiscal year in accordance with the guidelines or charter of the audit committee;	236-238 236-238 236-238 236-238 236-238 238 241-242 240 239-240
7.	Komite atau fungsi nominasi dan remunerasi Emiten atau Perusahaan Publik, paling sedikit memuat: a. Nama dan jabatannya dalam keanggotaan komite; b. Usia; c. Kewarganegaraan; d. Riwayat pendidikan; e. Riwayat jabatan, meliputi informasi: • Dasar hukum penunjukan sebagai anggota komite; • Rangkap jabatan, baik sebagai anggota Dewan Komisaris, anggota Direksi, dan/atau anggota komite serta jabatan lainnya (jika ada); dan • Pengalaman kerja beserta periode waktunya baik di dalam maupun di luar Emiten atau Perusahaan Publik; f. Periode dan masa jabatan anggota komite; g. Pernyataan independensi komite; h. Pelatihan dan/atau peningkatan kompetensi yang telah diikuti dalam tahun buku (jika ada); i. Uraian tugas dan tanggung jawab; j. Pernyataan bahwa telah memiliki pedoman atau piagam (*charter*); k. Kebijakan dan pelaksanaan frekuensi rapat dan tingkat kehadiran anggota dalam rapat tersebut; l. Uraian singkat pelaksanaan kegiatan pada tahun buku; dan m. Dalam hal tidak dibentuk komite nominasi dan remunerasi, Emiten atau Perusahaan Publik cukup mengungkapkan informasi sebagaimana dimaksuddalam huruf i) sampai dengan huruf l) dan mengungkapkan: • Alasan tidak dibentuknya komite; dan • Pihak yang melaksanakan fungsi nominasi dan remunerasi;	7. Nomination and remuneration committee or function of the Issuer or Public Company, at least contains the following information: a. Name and position in committee membership; b. Age; c. Nationality; d. Education background; e. History of position, including information on: • Legal basis for appointment as committee member; • Concurrent positions, either as a member of the Board of Commissioners, member of the Board of Directors, and/or committee member and other positions (if any); and • Work experience and period of time both inside and outside the Issuer or Public Company; f. Period and term of office of the committee members; g. Statement of committee independence; h. Training and/or competency improvement that the committee members participated in the fiscal year (if any); i. Description of duties and responsibilities; j. Statement that the committee members have a guideline or charter; k. Policies and implementation of the frequency of meetings and the level of attendance of members at the meeting; l. Brief description of the implementation of activities in the financial year; and m. If no nomination and remuneration committee is formed, the Issuer or Public Company only discloses the information as referred to in point i) to point l) and disclose: • Reasons for not forming the committee; and • Parties who carry out the nomination and remuneration functions;	242 243 243 243 243 243 243 243 243 243 244 242 242 244 244 244-245 245 245

No.	Isi Laporan Tahunan	Annual Report Content	Halaman Page
	8. Komite lain yang dimiliki Emiten atau Perusahaan Publik dalam rangka mendukung fungsi dan tugas Direksi (jika ada) dan/atau komite yang mendukung fungsi dan tugas Dewan Komisaris, paling sedikit memuat:	8. Other committees by the Issuer or Public Company in order to support the functions and duties of the Board of Directors (if any) and/or committees that support the functions and duties of the Board of Commissioners, at least contain the following information:	-
	a. Nama dan jabatannya dalam keanggotaan komite;	a. Name and position in committee membership;	-
	b. Usia;	b. Age;	-
	c. Kewarganegaraan;	c. Nationality;	-
	d. Riwayat pendidikan;	d. Education background;	-
	e. Riwayat jabatan, meliputi informasi:	e. history of position, including information on:	-
	• Dasar hukum penunjukan sebagai anggota komite;	• Legal basis for appointment as committee member;	-
	• Rangkap jabatan, baik sebagai anggota Dewan Komisaris, anggota Direksi, dan/atau anggota komite serta jabatan lainnya (jika ada); dan	• Concurrent positions, either as a member of the Board of Commissioners, member of the Board of Directors, and/or committee member and other positions (if any); and	-
	• Pengalaman kerja beserta periode waktunya baik di dalam maupun di luar Emiten atau Perusahaan Publik;	• Work experience and period of time both inside and outside the Issuer or Public Company;	-
	f. Periode dan masa jabatan anggota komite;	f. Period and term of office of the committee members;	-
	g. Pernyataan independensi komite;	g. Statement of committee independence;	-
	h. Pelatihan dan/atau peningkatan kompetensi yang telah diikuti dalam tahun buku (jika ada); dan	h. Training and/or competency improvement that the committee members participated in the fiscal year (if any); and	-
	i. Uraian tugas dan tanggung jawab;	i. Description of duties and responsibilities;	-
	j. Pernyataan bahwa telah memiliki pedoman atau piagam (*charter*) komite;	j. Statement that the committee has guidelines or charters;	-
	k. Kebijakan dan pelaksanaan frekuensi rapat komite dan tingkat kehadiran anggota komite dalam rapat tersebut; dan	k. Policies and implementation of the frequency of committee meetings and the level of attendance of committee members at the	-
	l. Uraian singkat pelaksanaan kegiatan komite pada tahun buku;	l. Brief description of the committee's activities for the fiscal year; meeting; and	-
	9. Sekretaris perusahaan, paling sedikit memuat:	9. Corporate Secretary, including:	246
	a. Nama;	a. Name;	247
	b. Domisili;	b. Domicile;	247
	c. Riwayat jabatan, meliputi:	c. History of position, including	247
	• Dasar hukum penunjukan sebagai sekretaris perusahaan; dan	• Legal basis for the appointment as Corporate Secretary; and	247
	• Pengalaman kerja beserta periode waktunya baik di dalam maupun di luar Emiten atau Perusahaan Publik;	• Work experience and period in and outside the Issuer or Public Company;	247
	d. Riwayat pendidikan;	d. Education background;	247
	e. Pelatihan dan/atau peningkatan kompetensi yang diikuti dalam tahun buku; dan	e. Education and/or training during the fiscal year; and	249-251
	f. Uraian singkat pelaksanaan tugas sekretaris perusahaan pada tahun buku;	f. Brief description on the implementation of duties of the Corporate Secretary in the fiscal year;	247-249
	10. Unit audit internal, paling sedikit memuat:	10. The Internal Audit Unit, at least contains the following information:	251
	a. Nama kepala unit audit internal;	a. Name of Head of Internal Audit Unit;	255
	b. Riwayat jabatan, meliputi:	b. History of position, including:	255
	• Dasar hukum penunjukan sebagai kepala unit audit internal; dan	• Legal basis for the appointment as Head of Internal Audit Unit; and	255
	• Pengalaman kerja beserta periode waktunya baik di dalam maupun di luar Emiten atau Perusahaan Publik;	• Work experience and period I and outside the Issuer or Public Company;	255
	c. Kualifikasi atau sertifikasi sebagai profesi audit internal (jika ada);	c. Qualification or certification as internal auditor (if any);	255
	d. Pelatihan dan/atau peningkatan kompetensi yang diikuti dalam tahun buku;	d. Education and/or training during the fiscal year;	257
	e. Struktur dan kedudukan unit audit internal;	e. Structure and position of Internal Audit Unit;	253

No.	Isi Laporan Tahunan	Annual Report Content	Halaman Page
	f. Uraian tugas dan tanggung jawab;	f. Description of duties and responsibilities;	253
	g. Pernyataan bahwa telah memiliki pedoman atau piagam (*charter*) unit audit internal; dan	g. Statement that the Internal Audit Unit has Internal Audit Unit charter; and	251-252
	h. Uraian singkat pelaksanaan tugas unit audit internal pada tahun buku termasuk kebijakan dan pelaksanaan frekuensi rapat dengan Direksi, Dewan Komisaris, dan/atau komite audit;	h. Brief description on the implementation of duty of Internal Audit Unit during the fiscal year;	256-257
11.	Uraian mengenai sistem pengendalian internal (*internal control*) yang diterapkan oleh Emiten atau Perusahaan Publik, paling sedikit memuat:	11. Description on internal control system adopted by the Issuer or Public Company, at least covering:	259
	a. Pengendalian keuangan dan operasional, serta kepatuhan terhadap peraturan perundang-undangan lainnya;	a. Financial and operational control, and compliance to the other prevailing rules; and	259-261
	b. Tinjauan atas efektivitas sistem pengendalian internal; dan	b. Review on the effectiveness of internal control systems;	261-262
	c. Pernyataan Direksi dan/atau Dewan Komisaris atas kecukupan sistem pengendalian internal;	c. Statement of the Board of Directors and/or Board of Commissioners on the adequacy of the internal control system;	262
12.	Sistem manajemen risiko yang diterapkan oleh Emiten atau Perusahaan Publik, paling sedikit memuat:	12. Risk management system implemented by the Issuer or Public Company, at least includes:	262
	a. Gambaran umum mengenai sistem manajemen risiko Emiten atau Perusahaan Publik;	a. General description about the company's risk management system the Issuer or Public Company;	262-263
	b. Jenis risiko dan cara pengelolaannya;	b. Types of risk and the management; and	263-273
	c. Tinjauan atas efektivitas sistem manajemen risiko Emiten atau Perusahaan Publik; dan	c. Review the effectiveness of the risk management system applied by the Issuer or Public Company	273
	d. Pernyataan Direksi dan/atau Dewan Komisaris atau komite audit atas kecukupan sistem manajemen risiko;	d. Statement of the Board of Directors and/or the Board of Commissioners or the audit committee on the adequacy of the risk management system;	274
13.	Perkara hukum yang berdampak material yang dihadapi oleh Emiten atau Perusahaan Publik, entitas anak, anggota Direksi dan anggota Dewan Komisaris (jika ada), paling sedikit memuat:	13. Important cases faced by the Issuer or Public Company, subsidiaries, current members of the Board of Commissioners and the Board of Directors (if any), among others include:	274
	a. Pokok perkara/gugatan;	a. Substance of the case/claim;	-
	b. Status penyelesaian perkara/gugatan; dan	b. Status of settlement of case/claim; and	-
	c. Pengaruhnya terhadap kondisi Emiten atau Perusahaan Publik;	c. Potential impacts on the condition of the Issuer or Public Company	-
14.	Informasi tentang sanksi administratif/sanksi yang dikenakan kepada Emiten atau Perusahaan Publik, anggota Dewan Komisaris dan anggota Direksi, oleh Otoritas Jasa Keuangan dan otoritas lainnya pada tahun buku (jika ada);	14. Information about administrative sanctions imposed to Issuer or Public Company, members of the Board of Commissioners and the Board of Directors, by the Capital Market Authority and other authorities during the last fiscal year (if any);	274
15.	Informasi mengenai kode etik Emiten atau Perusahaan Publik meliputi:	15. Information about codes of conduct of the Issuer or Public Company, includes:	277
	a. Pokok-pokok kode etik;	a. Key points of the code of conduct	277
	b. Bentuk sosialisasi kode etik dan upaya penegakannya; dan	b. Socialization of the code of conduct and enforcement; and	278
	c. Pernyataan bahwa kode etik berlaku bagi anggota Direksi, anggota Dewan Komisaris, dan karyawan Emiten atau Perusahaan Publik;	c. Statement that the code of conduct is applicable for the Board of Commissioners, the Board of Directors, and employees of the Issuer of Public Company;	278
16.	Uraian singkat mengenai kebijakan pemberian kompensasi jangka panjang berbasis kinerja kepada manajemen dan/atau karyawan yang dimiliki oleh Emiten atau Perusahaan Publik (jika ada), antara lain berupa program kepemilikan saham oleh manajemen (*management stock ownership program*/MSOP) dan/atau program kepemilikan saham oleh karyawan (*employee stock ownership program*/ESOP);	16. Brief description of the policy for providing long-term performance-based compensation to management and/or employees owned by the Issuer or Public Company (if any), including the management stock ownership program (MSOP) and/or program share ownership by employees (employee stock ownership program/ESOP);	169
	Dalam hal pemberian kompensasi berupa program kepemilikan saham oleh manajemen (*management stock ownership program*/MSOP) dan/atau program kepemilikan saham oleh karyawan (*employee stock ownership program*/ESOP), informasi yang diungkapkan paling sedikit memuat:	In terms of providing compensation through management stock ownership program (MSOP) and/or an employee stock ownership program (ESOP), the disclose of information must at least contain:	
	a. Jumlah saham dan/atau opsi;	a. Total shares and/or options;	-

No.	Isi Laporan Tahunan	Annual Report Content	Halaman Page
	b. Jangka waktu pelaksanaan; c. Persyaratan karyawan dan/atau manajemen yang berhak; dan d. Harga pelaksanaan atau penentuan harga pelaksanaan;	b. Implementation period; c. Requirements for eligible employees and/or management; and d. Exercise price or determination of exercise price;	- - -
	17. Uraian singkat mengenai kebijakan pengungkapan informasi mengenai: a. Kepemilikan saham anggota Direksi dan anggota Dewan Komisaris paling lambat 3 (tiga) hari kerja setelah terjadinya kepemilikan atau setiap perubahan kepemilikan atas saham Perusahaan Terbuka; dan b. Pelaksanaan atas kebijakan dimaksud;	17. Brief description of the information disclosure policy regarding: a. Share ownership of the Board of Directors and the Board of Commissioners members is no later than 3 (three) working days after the ownership or any change in ownership of shares of a Public Company; and b. Implementation of the policy;	279 279 280
	18. Uraian mengenai sistem pelaporan pelanggaran (*whistleblowing system*) di Emiten atau Perusahaan Publik, paling sedikit memuat: a. Cara penyampaian laporan pelanggaran; b. Perlindungan bagi pelapor; c. Penanganan pengaduan; d. Pihak yang mengelola pengaduan; dan e. Hasil dari penanganan pengaduan, paling sedikit: • Jumlah pengaduan yang masuk dan diproses dalam tahun buku; dan • Tindak lanjut pengaduan; Dalam hal Emiten atau Perusahaan Publik tidak memiliki sistem pelaporan pelanggaran (*whistleblowing system*), maka diungkapkan mengenai hal tersebut.	18. Description of whistleblowing system at the Issuer or Public Company (if any), among others include: a. Mechanism for violation reporting; b. Protection for the whistleblower; c. Handling of violation reports; d. Unit responsible for handling of violation report; and e. Results from violation report handling, at least includes: • Total of complaints received and processed during the fiscal year; and • Follow up of complaints; If the Issuer or Public Company does not have a whistleblowing system, this matter shall be disclosed.	281 281 281 281 281 281-282 282 282
	19. Uraian mengenai kebijakan anti korupsi Emiten atau Perusahaan Publik, paling sedikit memuat: a. Program dan prosedur yang dilakukan dalam mengatasi praktik korupsi, balas jasa (*kickbacks*), fraud, suap dan/atau gratifikasi dalam Emiten atau Perusahaan Publik; dan b. Pelatihan/sosialisasi anti korupsi kepada karyawan Emiten atau Perusahaan Publik; Dalam hal Emiten atau Perusahaan Publik tidak memiliki kebijakan anti korupsi, maka dijelaskan alasan tidak dimilikinya kebijakan dimaksud.	19. Description of the anti-corruption policy of the Issuer or Public Company, at least containing: a. Programs and procedures implemented in overcoming corruption, kickbacks, fraud, bribery and gratuities in Issuer or Public Company; and b. Anti-corruption training/socialization to employees of Issuer or Public Company; If the Issuer or Public Company does not have an anti-corruption policy, the reasons for not having the policy should be disclosed.	282 282 282-283
	20. Penerapan atas pedoman tata kelola Perusahaan Terbuka bagi Emiten yang menerbitkan efek bersifat ekuitas atau Perusahaan Publik, meliputi: a. Pernyataan mengenai rekomendasi yang telah dilaksanakan; dan/atau b. Penjelasan atas rekomendasi yang belum dilaksanakan, disertai alasan dan alternatif pelaksanaannya (jika ada; Pengungkapan informasi dapat disajikan dalam bentuk tabel.	20. Implementation of the Guidelines of Corporate Governance for Public Company for Issuer issuing Equity-based Securities or Public Company, including: a. Statement regarding recommendation that have been implemented; and/or b. Description of recommendation that have not been implemented, alon with the reason and alternatives of implementation (if any) Disclosure of information is presented in table.	284-289 284-289 284-289
H	Tanggung Jawab Sosial dan Lingkungan Emiten atau Perusahaan Publik yang merupakan Laporan Keberlanjutan (*Sustainability Report*) sebagaimana dimaksud dalam Peraturan Otoritas Jasa Keuangan Nomor 51/POJK.03/2017 tentang Penerapan Keuangan Berkelanjutan bagi Lembaga Jasa Keuangan, Emiten, dan Perusahaan Publik	Social and Environmental Responsibility of Issuers or Public Companies that are Sustainability Reports as referred to in the Financial Services Authority Regulation No. 51/POJK.03/2017 concerning the Implementation of Sustainable Finance for Financial Services Institutions, Issuers, and Public Companies	306
I	Laporan Keuangan Tahunan yang Telah Diaudit	Audited Annual Financial Report	Lampiran Attachment
J	Surat Pernyataan Anggota Direksi dan Anggota Dewan Komisaris tentang Tanggung Jawab atas Laporan Tahunan	Statement Letter of the Board of Directors and the Board of Commissioners Members regarding Responsibility for the Annual Report	308-309

2023 Laporan Tahunan
Annual Report

Transformation through Partnership for Growth

Transformasi melalui Kemitraan untuk Pertumbuhan

Chandra Asri

PT Chandra Asri Pacific Tbk

Head Office

Wisma Barito Pacific Tower A Lantai 7
Jl. Let. Jend. S. Parman Kav. 62-63
Jakarta, 11410, Indonesia
Phone: (62-21) 530 7950
Fax: (62-21) 530 8930

Site Office

Chandra Asri Plant, Ciwandan Site
Jl. Raya Anyer Km. 123
Ciwandan, Cilegon
Banten 42447, Indonesia
Phone: (62-254) 601 501
Fax: (62-254) 601 838/843

Chandra Asri Plant, Pulo Ampel Site
Desa Mangunreja
Pulo Ampel, Serang
Banten 42456, Indonesia
Phone: (62-254) 575 0080
Fax: (62-254) 575 0085

www.chandra-asri.com