85 sinarmas Maju Bersama

DSS energy and infrastructure

2022 LAPORAN TAHUNAN ANNUAL REPORT



Mengukir Masa Depan melalui Transisi Energi dan Transformasi Digital

Crafting the Future through Energy Transition and Digital Transformation

DAFTAR ISI
TABLE OF CONTENTS



Daftar Isi / Table of Contents 2
Daftar Istilah / Glossary 6
Keberlanjutan Tema / Theme Continuity 7

1 Ikhtisar Kinerja
Performance Highlight

Ikhtisar Keuangan / Financial Highlight 8
Ikhtisar Perdagangan Saham / Share Trading Highlight 9

2 Laporan Manajemen
Management Report

Laporan Dewan Komisaris / Report by the Board of Commissioners 10
Laporan Direksi / Report by the Board of Directors 16

3 Profil Perusahaan
Company Profile

Informasi Umum Perseroan / General Information of the Company 22
- Keanggotaan Asosiasi Perseroan dan Entitas Anak pada Tahun 2022 / Association Membership of the Company and Its Subsidiaries in 2022 23
- Pencatatan Saham Perseroan dan Entitas Anak / Share Listing of the Company and Its Subsidiaries 23

Wilayah Operasional / Operational Areas 24
Sekilas tentang Perseroan / Overview of the Company 25
Visi, Misi, Nilai-Nilai Keberlanjutan, dan Budaya Perseroan / Vision, Mission, Sustainability Values, and Corporate Culture of the Company 26
Pokok-Pokok Kode Etik dan Budaya Perusahaan / Key Points of the Code of Conduct and Corporate Culture 27
Peristiwa Penting, Penghargaan, dan Sertifikat Tahun 2022 / Important Events, Awards, and Certificates in 2022 28
Struktur Organisasi Perseroan / Organizational Structure of the Company 34
Profil Dewan Komisaris / Profile of the Board of Commissioners 36
Profil Direksi / Profile of the Board of Directors 42
Matriks Hubungan Afiliasi Dewan Komisaris dan Direksi / Matrix of Affiliated Relationships between the Board of Commissioners and the Board of Directors 49
Pemegang Saham Utama, Pemegang Saham Pengendali, dan Struktur Perusahaan / Main Shareholders, Controlling Shareholders, and Corporate Structure 50
Komposisi Pemegang Saham / Composition of Shareholders 51
Daftar Entitas Anak / List of Subsidiaries 53
- Entitas Anak Langsung / Direct Subsidiaries 53
- Entitas Anak Tidak Langsung / Indirect Subsidiaries 54
- Entitas Ventura Bersama dan Asosiasi / Joint Venture and Associate Entities 61

Lembaga dan Profesi Penunjang Pasar Modal untuk Tahun 2022 / Capital Market Supporting Institutions and Professions for 2022 62
Sumber Daya Manusia / Human Resources 63
- Profil Karyawan / Employee Profile 64
- Rekrutmen dan Seleksi / Recruitment and Selection 69
- Program Pengenalan Perusahaan bagi Karyawan Baru / Induction Program for New Employees 70
- Program Pendidikan dan Pelatihan / Education and Training Program 70
- Kesejahteraan Karyawan / Employee Welfare 72
- Hubungan Industrial / Industrial Relations 74

4 Analisis dan Pembahasan Manajemen
Management Discussion and Analysis

Tinjauan Industri, Prospek Usaha, dan Strategi Perseroan / Industry Review, Business Outlook, and the Company's Strategy 75
- Pertambangan dan Perdagangan Batu Bara / Coal Mining and Trading 76
- Penyediaan Tenaga Listrik dan Uap / Power and Steam Generation 77
- Teknologi / Technology 78
- Perdagangan Pupuk dan Bahan Kimia / Fertilizer and Chemical Trading 79

Tinjauan Operasi / Operations Review 80
- Pertambangan dan Perdagangan Batu Bara dan Emas / Coal and Gold Mining and Trading 80
- Penyediaan Tenaga Listrik dan Uap / Power and Steam Generation 84
- Teknologi / Technology 85
- Perdagangan Pupuk dan Bahan Kimia / Fertilizer and Chemical Trading 87

Tinjauan Pemasaran / Marketing Review 88
- Pertambangan dan Perdagangan Batu Bara / Coal Mining and Trading 88
- Penyediaan Tenaga Listrik dan Uap / Power and Steam Generation 89
- Teknologi / Technology 89
- Perdagangan Pupuk dan Bahan Kimia / Fertilizer and Chemical Trading 90

Teknologi Informasi / Information Technology 90
- Organisasi Divisi Teknologi Informasi / Organization of the Information Technology Division 90
- Pencapaian Umum / General Achievement 91
- Rencana Kerja untuk Tahun 2023 / Work Plan for 2023 92

Peristiwa dan/atau Transaksi Material dan Pihak Berelasi / Material and Related Party Transactions and/or Events 92

- Informasi mengenai Aksi Korporasi / Information on Corporate Actions 92
- Informasi mengenai Transaksi Afiliasi/Berelasi dan Transaksi Benturan Kepentingan / Information on Affiliated/Related Party Transactions and Conflict-of-Interest Transactions 95
- Informasi mengenai Transaksi Material / Information on Material Transactions 96

Perubahan Peraturan yang Berpengaruh Signifikan terhadap Perseroan / Regulatory Changes with Significant Impact on the Company 96

Tinjauan Keuangan / Financial Review 98

- Standar Penyajian Informasi / Information Presentation Standard 98
- Kebijakan Akuntansi dan Perubahannya / Accounting Policy and Its Changes 98
- Posisi Keuangan / Financial Position 101
- Laba Rugi / Profit and Loss 113
- Arus Kas / Cash Flows 119
- Rasio Keuangan / Financial Ratios 121
- Kemampuan Membayar Utang / Solvency 122
- Tingkat Kolektabilitas Piutang / Receivables Collectability 122
- Struktur Modal dan Kebijakan atas Struktur Modal / Capital Structure and Capital Structure Policy 123
- Perbandingan antara Target dan Pencapaian Tahun 2021 dan 2022, dan Target Tahun 2023/ Comparison between Targets and Realization of 2021 and 2022, and Targets for 2023 124
- Kebijakan dan Pembagian Dividen / Dividend Policy and Distribution 124
- Dampak Nilai Tukar Mata Uang Asing / Impact of Foreign Currency Exchange Rates 125
- Realisasi Penggunaan Dana Hasil Penawaran Umum / Realization of the Use of Proceeds from Public Offering 125
- Informasi dan Fakta Material yang Terjadi setelah Tanggal Laporan Akuntan / Material Information and Facts Occurring after the Date of Independent Auditor's Report 125
- Informasi Kelangsungan Usaha / Going Concern Information 125

5 Governansi Korporat
Corporate Governance

Penerapan Governansi Korporat / Corporate Governance Implementation 126

Prinsip, Tujuan, dan Struktur Governansi Korporat / Corporate Governance Principles, Purpose, and Structure 127

- Prinsip Governansi Korporat / Principles of Corporate Governance 127
- Tujuan Governansi Korporat / Purpose of Corporate Governance 127
- Struktur Governansi Korporat / Corporate Governance Structure 128
- Kebijakan Governansi Korporat / Corporate Governance Policies 129

RUPS / GMS 130

- Hak-Hak Pemegang Saham / Rights of Shareholders 130
- Kewenangan RUPS / Authorities of the GMS 131
- Mekanisme Pengambilan Suara dalam RUPS / Voting Mechanism at the GMS 132
- Kuorum Kehadiran dan Kuorum Keputusan RUPS / Quorum of Attendance and Quorum for Resolution of the GMS 132
- RUPS Tahun 2022 / GMS in 2022 133
  - RUPST 2022 / AGM 2022 133
  - RUPSLB 2022 / EGM 2022 138
- RUPS Tahun 2021 /GMS in 2021 144
  - RUPST 2021 / AGM 2021 144
  - RUPSLB 2021 / EGM 2021 150

Dewan Komisaris / Board of Commissioners 152

- Tugas, Wewenang, dan Tanggung Jawab Dewan Komisaris / Duties, Authorities, and Responsibilities of the Board of Commissioners 152
- Piagam Dewan Komisaris / Charter of the Board of Commissioners 154
- Komposisi dan Keberagaman Dewan Komisaris / Composition and Diversity of the Board of Commissioners 155
- Kriteria Pengangkatan Dewan Komisaris / Appointment Criteria for the Board of Commissioners 156
- Pengangkatan, Pemberhentian, dan Masa Jabatan Dewan Komisaris / Appointment, Dismissal, and Term of Office of the Board of Commissioners 157
- Program Pengenalan Perusahaan bagi Anggota Dewan Komisaris Baru / Induction Program for New Member(s) of the Board of Commissioners 158
- Pelaksanaan Tugas Dewan Komisaris pada Tahun 2022 / Implementation of Duties of the Board of Commissioners in 2022 158
- Rapat Dewan Komisaris / Meetings of the Board of Commissioners 160
- Penilaian Kinerja, Remunerasi, dan Prosedur Penetapan Remunerasi Dewan Komisaris / Performance Appraisal, Remuneration, and Procedure for Determining the Remuneration of the Board of Commissioners 164
- Penilaian Dewan Komisaris atas Kinerja Direksi Tahun 2022 / Board of Commissioners' Appraisal on the Performance of the Board of Directors in 2022 164
- Penilaian Dewan Komisaris atas Kinerja Komite Audit Tahun 2022 / Board of Commissioners' Appraisal on the Performance of the Audit Committee in 2022 165
- Penilaian Dewan Komisaris atas Kinerja Komite Nominasi dan Remunerasi Tahun 2022 / Board of Commissioners' Appraisal on the Performance of the Nomination and Remuneration Committee in 2022 165
- Peningkatan Kompetensi bagi Anggota Dewan Komisaris / Competency Development for Members of the Board of Commissioners 166
- Hubungan Keluarga, Keuangan, dan Kepengurusan antara Anggota Dewan Komisaris, Direksi, Pemegang Saham Pengendali, dan Pemegang Saham Utama / Family, Financial, and Management Relationship between Members of the Board of Commissioners, Members of the Board of Directors, the Controlling Shareholders, and the Main Shareholders 167
- Rangkap Jabatan Dewan Komisaris / Concurrent Positions of the Board of Commissioners 168
- Kepemilikan Saham Dewan Komisaris dalam Perseroan / Share Ownership of the Board of Commissioners in the Company 169
- Komisaris Independen / Independent Commissioner 170

Direksi / Board of Directors 172

- Tugas, Wewenang, dan Tanggung Jawab Direksi / Duties, Authorities, and Responsibilities of the Board of Directors 172
- Piagam Direksi / Charter of the Board of Directors 174
- Komposisi dan Keberagaman Direksi / Composition and Diversity of the Board of Directors 175
- Kriteria Pengangkatan Direksi / Appointment Criteria for the Board of Directors 176
- Pengangkatan, Pemberhentian, dan Masa Jabatan Direksi / Appointment, Dismissal, and Term of Office of the Board of Directors 176
- Program Pengenalan Perusahaan bagi Anggota Direksi Baru / Induction Program for New Member(s) of the Board of Directors 177
- Pelaksanaan Tugas Direksi pada Tahun 2022 / Implementation of Duties of the Board of Directors in 2022 177
- Rapat Direksi / Meetings of the Board of Directors 180

- Penilaian Kinerja, Remunerasi, dan Prosedur Penetapan Remunerasi Direksi / Performance Appraisal, Remuneration, and Procedure for Determining the Remuneration of the Board of Directors 186
- Kebijakan Suksesi Direksi / Board of Directors Succession Policy 186
- Penilaian Direksi atas Kinerja Unit Audit Internal dan Unit Manajemen Risiko Tahun 2022 / Board of Directors' Appraisal on the Performance of the Internal Audit Unit and Risk Management Unit in 2022 186
- Peningkatan Kompetensi bagi Anggota Direksi / Competency Development for Members of the Board of Directors 186
- Hubungan Keluarga, Keuangan, dan Kepengurusan antara Anggota Direksi, Dewan Komisaris, Pemegang Saham Pengendali, dan Pemegang Saham Utama / Family, Financial, and Management Relationship between Members of the Board of Directors, Members of the Board of Commissioners, the Controlling Shareholders, and the Main Shareholders 187
- Rangkap Jabatan Direksi / Concurrent Positions of the Board of Directors 188
- Kepemilikan Saham Direksi dalam Perseroan / Share Ownership of the Board of Directors in the Company 189

Komite Audit / Audit Committee 189

- Tugas, Wewenang, dan Tanggung Jawab Komite Audit / Duties, Authorities, and Responsibilities of the Audit Committee 190
- Piagam Komite Audit / Charter of the Audit Committee 192
- Kriteria Pengangkatan Komite Audit / Appointment Criteria for the Audit Committee 193
- Pengangkatan, Pemberhentian, dan Masa Jabatan Komite Audit / Appointment, Dismissal, and Term of Office of the Audit Committee 193
- Susunan Komite Audit / Composition of the Audit Committee 193
- Independensi Komite Audit / Independency of the Audit Committee 195
- Pelaksanaan Tugas Komite Audit pada Tahun 2022 / Implementation of Duties of the Audit Committee in 2022 195
- Peningkatan Kompetensi bagi Anggota Komite Audit / Competency Development for Members of the Audit Commitee 197
- Rapat Komite Audit / Meetings of the Audit Committee 197

Komite Manajemen Risiko / Risk Management Committee 199

- Tugas, Wewenang, dan Tanggung Jawab Komite Manajemen Risiko / Duties, Authorities, and Responsibilities of the Risk Management Committee 200
- Piagam Komite Manajemen Risiko / Charter of the Risk Management Committee 201
- Pengangkatan, Pemberhentian, dan Masa Jabatan Komite Manajemen Risiko / Appointment, Dismissal, and Term of Office of the Risk Management Committee 202
- Susunan Komite Manajemen Risiko / Composition of the Risk Management Committee 202
- Independensi Komite Manajemen Risiko / Independency of the Risk Management Committee 203
- Pelaksanaan Tugas Komite Manajemen Risiko pada Tahun 2022 / Implementation of Duties of the Risk Management Committee 2022 204
- Peningkatan Kompetensi bagi Anggota Komite Manajemen Risiko / Competency Development for Members of the Risk Management Committee 204
- Rapat Komite Manajemen Risiko / Meetings of the Risk Management Committee 205

Komite Nominasi dan Remunerasi / Nomination and Remuneration Committee 205

- Tugas dan Tanggung Jawab Komite Nominasi dan Remunerasi / Duties and Responsibilities of the Nomination and Remuneration Committee 205
- Piagam Komite Nominasi dan Remunerasi / Charter of the Nomination and Remuneration Committee 206
- Kriteria Pengangkatan Komite Nominasi dan Remunerasi / Appointment Criteria for the Nomination and Remuneration Committee 207
- Pengangkatan, Pemberhentian, dan Masa Jabatan Komite Nominasi dan Remunerasi / Appointment, Dismissal, and Term of Office of the Nomination and Remuneration Committee 207
- Susunan Komite Nominasi dan Remunerasi / Composition of the Nomination and Remuneration Committee 208
- Pelaksanaan Tugas Komite Nominasi dan Remunerasi pada Tahun 2022 / Implementation of Duties of the Nomination and Remuneration Committee in 2022 210
- Peningkatan Kompetensi bagi Anggota Komite Nominasi dan Remunerasi / Competency Development for Members of the Nomination and Remuneration Committees 210
- Penilaian Kinerja Dewan Komisaris, Direksi, Komite, dan Unit-Unit Pendukung / Performance Appraisal of the Board of Commissioners, the Board of Directors, Committees, and Supporting Units 211
- Penetapan Remunerasi Dewan Komisaris dan Direksi / Remuneration Determination of the Board of Commissioners and the Board of Directors 213
- Kebijakan Suksesi Direksi / Board of Directors' Succession Policy 214
- Rapat Komite Nominasi dan Remunerasi / Meetings of the Nomination and Remuneration Committee 214

Unit Audit Internal / Internal Audit Unit 216

- Piagam Unit Audit Internal / Charter of the Internal Audit Unit 216
- Susunan Unit Audit Internal / Composition of the Internal Audit Unit 216
- Struktur Unit Audit Internal / Structure of the Internal Audit Unit 217
- Rapat Unit Audit Internal / Meetings of the Internal Audit Unit 217
- Pelaksanaan Tugas Unit Audit Internal pada Tahun 2022 / Implementation of Duties of the Internal Audit Unit in 2022 217
- Perbaikan Berkelanjutan bagi Unit Audit Internal / Continuous Improvement of the Internal Audit Unit 219
- Peningkatan Kompetensi bagi Anggota Unit Audit Internal / Competency Development for Members of the Internal Audit Unit 220
- Pengendalian Internal / Internal Control 220
  - Tinjauan atas Efektivitas Sistem Pengendalian Internal / Review of Internal Control System Effectiveness 220
  - Pengendalian Internal atas Pelaporan Keuangan (ICFR) / Internal Control over Financial Reporting (ICFR) 221
- Sistem Pelaporan Pelanggaran (WBS) / Whistleblowing System (WBS) 222

Unit Manajemen Risiko / Risk Management Unit 223

- Susunan Unit Manajemen Risiko / Composition of the Risk Management Unit 223
- Sistem Pengelolaan Risiko / Risk Management System 224
- Pelaksanaan Tugas Unit Manajemen Risiko pada Tahun 2022 / Implementation of Duties of the Risk Management Unit in 2022 225
- Rencana Kerja untuk Tahun 2023 / Work Plan for 2023 236

Sekretaris Perusahaan / Corporate Secretary 236

- Piagam Sekretaris Perusahaan / Charter of the Corporate Secretary 236
- Profil Sekretaris Perusahaan / Profile of the Corporate Secretary 237
- Pelaksanaan Tugas Sekretaris Perusahaan pada Tahun 2022 / Implementation of Corporate Secretary Duties in 2022 237
- Peningkatan Kompetensi bagi Sekretaris Perusahaan / Competency Development for the Corporate Secretary 238

Keterbukaan Informasi / Information Disclosure 239

- Perkara Hukum yang Dihadapi / Ongoing Legal Cases 242
- Kepatuhan dan Sanksi Administratif / Compliance and Administrative Sanction 242
- Program Kepemilikan Saham oleh Manajemen dan/atau Karyawan dan Program Pemberian Kompensasi Jangka Panjang Berbasis Kinerja kepada Manajemen dan/atau Karyawan / Management and/or Employees Share Ownership Program and Performance Based Long-Term Compensation Program to the Management and/or Employees 243

- Kepemilikan Saham oleh Karyawan Senior / Shares Ownership by Senior Employees 243
- Media Keterbukaan Informasi / Media for Information Disclosure 243
- Informasi pada SItus Web Perseroan/ Information on the Company's Website 243

Paparan Publik / 245
Public Expose

6 Tanggung Jawab Sosial dan Lingkungan Perusahaan
Corporate Social and Environmental Responsibility

Tantangan 2022 dan Komitmen Keberlanjutan / 248
Challenges in 2022 and Sustainability Commitments
- Kerangka Keberlanjutan / Sustainability Framework 250

Pelibatan Pemangku Kepentingan / Stakeholders Engagement 250
Strategi Keberlanjutan / Sustainability Strategy 256
Topik Material / Material Topics 258
Ikhtisar Keberlanjutan / Sustainability Highlight 261
Aspek Ekonomi / Economic Aspects 264
- Kebijakan / Policy 264
- Kinerja Ekonomi / Economic Performance 264

Aspek Sosial / Social Aspects 265
- Ketenagakerjaan, Kesehatan dan Keselamatan Kerja, dan Hak Asasi Manusia / Employment, Occupational Health and Safety, and Human Rights 265
  - Kebijakan / Policy 265
  - Program / Programs 269
- Pelibatan dan Pengembangan Masyarakat / Community Involvement and Developmentt 272
  - Kebijakan / Policy 272
  - Program / Programs 274
- Tanggung Jawab Produk / Product Responsibility 282
  - Kebijakan / Policy 282
  - Program / Programs 283
- Praktik Operasi yang Wajar / Fair Operating Practices 284
  - Kebijakan / Policy 284
  - Program / Programs 285

Aspek Lingkungan Hidup / Environmental Aspects 285
- Kebijakan / Policy 285
- Program / Programs 287
  - Penggunaan Material Ramah Lingkungan / Use of Environmentally Friendly Materials 287
  - Penggunaan Energi / Energy Consumption 288
  - Pengelolaan Emisi Gas Rumah Kaca / Greenhouse Gas Emission Management 289
  - Pengelolaan Kualitas Udara / Air Quality Management 291
  - Pengelolaan Limbah / Waste Management 294
  - Pengelolaan Sumber Air dan Efluen / Water Resource and Effluent Management 297
  - Pengelolaan Lahan dan Keanekaragaman Hayati / Land and Biodiversity Management 300

Alokasi Dana / Fund Allocation 304
Rencana Tahun 2023 / Plans for 2023 305
Verifikasi Pihak Independen / Verification by Independent Party 306
Umpan Balik / Feedback 306
Pelepasan dan Batasan Tanggung Jawab / Disclaimer and Limitation of Liability 306

Referensi Lampiran Surat Edaran OJK No. 32/SEOJK.04/2015 / 308
Reference to the Attachment of OJK's Circular Letter No. 32/SEOJK.04/2015

Referensi Surat Edaran OJK No. 16/SEOJK.04/2021 / 311
Reference to OJK's Circular Letter No. 16/SEOJK.04/2021

Referensi ASEAN Corporate Governance Scorecard, Versi 2.0 / 324
Reference to ASEAN Corporate Governance Scorecard, Version 2.0

Referensi Peraturan OJK No. 51/POJK.03/2017 / 339
Reference to OJK's Regulation No. 51/POJK.03/2017

Indeks Konten GRI / GRI Content Index 343

Surat Pernyataan Anggota Dewan Komisaris tentang Tanggung Jawab atas Laporan Tahunan 2022 / 346
Statement of Responsibility for the Annual Report 2022 by Members of the Board of Commissioners

Surat Pernyataan Anggota Direksi tentang Tanggung Jawab atas Laporan Tahunan 2022 / 347
Statement of Responsibility for the Annual Report 2022 by Members of the Board of Directors

Lampiran
Attachments

Laporan Keuangan Konsolidasian Perseroan /
Consolidated Financial Statements of the Company

Surat Kuasa Menghadiri RUPST / Proxy to Attend the AGM

Daftar Istilah

Glossary

A

- **AGM** — Annual General Meeting of Shareholders
- **AP** — Akuntan Publik / Public Accountant
- **ASX** — Bursa Efek Australia / Australian Securities Exchange

B

- **BCM** — Bank Cubic Meter
- **BEI** — Bursa Efek Indonesia
- **BIB** — PT Borneo Indobara

C

- **CSER** — Corporate Social and Environmental Responsibility
- **Company** — PT Dian Swastatika Sentosa Tbk
- **Committee(s)** — Audit Committee, Nomination Committee, and Remuneration Committee of the Company
- **Controlling Shareholders** — a party who, directly or indirectly:
  a. holds more than 50% of the total issued shares of the Company with voting rights, or
  b. has the ability to determine, directly or indirectly, in any way the management and/or policy of the Company

D

- **DMO** — Wajib pasok dalam negeri / Domestic Market Obligation

E

- **EBT** — Energi Baru dan Terbarukan
- **EGM** — Extraordinary General Meeting of Shareholders
- **ESDM** — Kementerian Energi dan Sumber Daya Mineral / The Ministry of Energy and Mineral Resources

F

- **FABA** — Abu terbang, abu dasar / Fly Ash, Bottom Ash

G

- **GCG** — Tata Kelola Perusahaan yang Baik / Good Corporate Governance
- **GEAR** — Golden Energy and Resources Limited
- **GEMS** — PT Golden Energy Mines Tbk
- **GHG** — Greenhouse Gas
- **GMS** — General Meeting of Shareholders
- **GRI** — Global Reporting Initiative
- **GRK** — Gas Rumah Kaca

H

- **HAM** — Hak Asasi Manusia
- **HBA** — Harga Batu bara Acuan / Coal Price Reference
- **HR** — Human Resources
- **HSE** — Health, Safety, and Environment

I

- **IDX** — Indonesia Stock Exchange
- **IPP** — Produsen Listrik Swasta / Independent Power Producer
- **ISAK** — Interpretasi Standar Akuntansi Keuangan / Interpretation of Financial Accounting Standards
- **ISO** — International Organization for Standardization
- **IT** — Teknologi Informasi / Information Technology

K

- **K3** — Kesehatan dan Keselamatan Kerja
- **KAP** — Kantor Akuntan Publik / Public Accounting Firm
- **Komite** — Komite Audit, Komite Nominasi, dan Komite Remunerasi Perseroan
- **KSEI** — Kustodian Sentral Efek Indonesia / Indonesia Central Securities Depository

M

- **Main Shareholders** — a party who, directly or indirectly, holds at least 20% of the voting rights of the total shares with voting rights issued by the Company
- **MSME** — Micro, Small, and Medium Enterprises

O

- **OJK** — Otoritas Jasa Keuangan / Financial Services Authority

P

- **Pemegang Saham Pengendali** — pihak yang, baik secara langsung maupun tidak langsung:
  a. memiliki saham Perseroan lebih dari 50% dari seluruh saham dengan hak suara yang telah disetor penuh, atau
  b. mempunyai kemampuan untuk menentukan, baik langsung maupun tidak langsung, dengan cara apapun pengelolaan dan/atau kebijakan Perseroan
- **Pemegang Saham Utama** — pihak yang, baik secara langsung maupun tidak langsung, memiliki paling sedikit 20% hak suara dari seluruh saham yang mempunyai hak suara yang dikeluarkan oleh Perseroan
- **Perseroan** — PT Dian Swastatika Sentosa Tbk
- **PLN** — PT Perusahaan Listrik Negara (Persero)
- **PLTU** — Pembangkit Listrik Tenaga Uap / Coal-fired Power Plant
- **PSAK** — Pernyataan Standar Akuntansi Keuangan / Statements of Financial Accounting Standards

R

- **RUPS** — Rapat Umum Pemegang Saham
- **RUPSLB** — Rapat Umum Pemegang Saham Luar Biasa
- **RUPST** — Rapat Umum Pemegang Saham Tahunan
- **RUPTL** — Rencana Usaha Penyediaan Tenaga Listrik / Electricity Supply Business Plan

S

- **SDGs** — Tujuan Pembangunan Berkelanjutan / Sustainable Development Goals
- **SDM** — Sumber Daya Manusia
- **SGX** — Bursa Efek Singapura / Singapore Exchange
- **SOP** — Prosedur Operasi Standar / Standard Operating Procedure
- **Stanmore** — Stanmore Resources Limited
- **Supporting Units** — Internal Audit Unit and Risk Management Unit of the Company

T

- **TJSL** — Tanggung Jawab Sosial dan Lingkungan Perusahaan
- **TSP** — Total Suspended Particulate

U

- **UMKM** — Usaha Mikro, Kecil, dan Menengah
- **UMR** — Upah Minimum Regional
- **Unit-Unit Pendukung** — Unit Audit Internal dan Unit Manajemen Risiko Perseroan
- **UUPT** — Undang-Undang No. 40 Tahun 2007 tentang Perseroan Terbatas / Law No. 40 of 2007 on Limited Liability Company

Keberlanjutan Tema

Theme Continuity



2022

Mengukir Masa Depan melalui Transisi Energi dan Transformasi Digital
Crafting the Future through Energy Transition and Digital Transformation

Pada tahun 2022, Perseroan aktif dalam melakukan kegiatan eksplorasi di bisnis energi panas bumi dan melaksanakan serangkaian investasi dan kerja sama di bisnis teknologi.

Langkah ini menunjukkan komitmen Perseroan dalam melakukan transisi energi dan transformasi digital yang dapat memberikan kontribusi nyata bagi kemajuan negeri.

In 2022, the Company was active in carrying out exploration activities in the geothermal business and carrying out a series of investments and collaborations in the technology business.

These steps show the Company's commitment to carrying out an energy transition and digital transformation that can make a real contribution to the progress of the country.



2021

Melangkah menuju Dunia Ekonomi Baru / Stepping Forward to the World of New Economy

Pada tahun 2021, Perseroan memantapkan arah strategi bisnis untuk melangkah menuju Dunia Ekonomi Baru.

Sejalan dengan rencana pemerintah untuk mencapai netralitas karbon pada tahun 2060, Perseroan mendirikan PT Daya Mas Geopatra Energi, entitas anak, untuk mulai menjajaki peluang bisnis tenaga panas bumi.

Sementara itu, sejalan dengan tren digitalisasi, Perseroan berperan aktif dalam melakukan pengembangan prasarana infrastruktur teknologi yang terintegrasi dan berkualitas tinggi dan melakukan investasi pada perusahaan rintisan di bidang teknologi, mengembangkan inovasi digital, serta terus memaksimalkan kerja sama untuk mendorong pengembangan ekonomi digital.

In 2021, the Company solidified the direction of its business strategy to move toward the New Economic World.

In line with the government's plan to achieve carbon neutrality by 2060, the Company has established PT Daya Mas Geopatra Energi, a subsidiary, to start exploring opportunities in the geothermal power business.

Meanwhile, in line with digitalization trends, the Company plays an active role in developing integrated and high-quality technological infrastructure and invests in start-ups in technology, develops digital innovations, and continues to maximize cooperation to encourage the development of the digital economy.



2020

Menggapai Masa Depan yang Berkelanjutan / Embracing a Sustainable Future

Pada bulan November 2020, Perseroan berhasil merampungkan pembangunan IPP PLTU Kalteng-1.

Dengan berkembangnya peluang bisnis energi terbarukan sejalan dengan semakin gencarnya kampanye penggunaan energi bersih di seluruh dunia, Perseroan mengambil kebijakan strategis untuk mengalihkan 75% saham PT DSSP Power Mas Utama. Strategi ini diharapkan dapat mendukung upaya Perseroan dalam merealisasikan rencana ekspansi lanjutan Perseroan.

Perseroan menetapkan arah strategi bisnis untuk melakukan penjajakan peluang bisnis baru yang dapat memberikan nilai tambah jangka panjang bagi Perseroan, termasuk mengembangkan bisnis energi baru dan terbarukan dan bisnis teknologi.

In November 2020, the Company completed the construction of the IPP PLTU Kalteng-1.

With the growing opportunities of the renewable energy business in line with the increasingly intensive campaigns for the use of clean energy around the world, the Company took a strategic policy to transfer 75% of PT DSSP Power Mas Utama's shares. This strategy was expected to support the Company's efforts in realizing future expansion plans.

The Company has set the direction of its business strategy to explore new business opportunities that can provide long-term added value for the Company, including developing new and renewable energy businesses and technology businesses.



2018

Terang untuk Negeri / Light for Nation

Pada tahun 2018, Perseroan, melalui PT DSSP Power Mas Utama, fokus dalam menyelesaikan pembangunan proyek IPP PLTU Kendari-3 dan IPP PLTU Kalteng-1.

Melalui kedua proyek ini, Perseroan berharap dapat memberikan terang untuk negeri dan berkontribusi dalam menciptakan masa depan yang lebih baik bagi masyarakat.

In 2018, the Company, through PT DSSP Power Mas Utama, focused on completing the construction of IPP PLTU Kendari-3 and IPP PLTU Kalteng-1 projects.

Through these two projects, the Company hoped to provide light for the nation and contribute to creating a better future for the community.



2019

Menuju Pertumbuhan Berkelanjutan / Towards the Sustainable Growth

Pada bulan Oktober 2019, IPP PLTU Kendari-3 beroperasi secara komersial. Sementara itu, pembangunan IPP PLTU Kalteng-1 mencapai tahap penyelesaian.

Perseroan berharap kedua IPP PLTU ini dapat mendukung peningkatan kinerja berkelanjutan Perseroan di tahun-tahun mendatang.

In October 2019, IPP PLTU Kendari-3 started its commercial operation. Meanwhile, the construction of IPP PLTU Kalteng-1 reached the completion stage.

The Company expected that the two IPP PLTUs can support the improvement of the Company's sustainable performance in the coming years.

Ikhtisar Keuangan

Financial Highlight

dalam juta USD, kecuali dinyatakan lain / in million USD, unless otherwise stated

Laba Rugi dan Penghasilan Komprehensif Lain Konsolidasian	2022	2021	2020	2019	2018	Consolidated Statements of Profit Loss and Other Comprehensive Income
Pendapatan Usaha	5,956.1	2,164.9	1,507.3	1,666.4	1,768.8	Revenues
Beban Pokok Penjualan	3,312.7	1,262.8	979.4	1,086.0	1,140.1	Cost of Revenues
Laba Kotor	2,643.4	902.1	527.9	580.4	628.7	Gross Profit
Laba (Rugi) Usaha	1,782.5	497.1	173.6	237.9	329.4	Operating Profit (Loss)
Laba (Rugi) Tahun Berjalan	1,303.5	265.3	(57.9)	71.7	120.7	Profit (Loss) for the Year
Jumlah Penghasilan (Rugi) Komprehensif Tahun Berjalan	1,154.3	282.0	(71.7)	135.1	77.1	Total Comprehensive Income (Loss) for the Year
Laba (Rugi) Tahun Berjalan yang Teratribusikan kepada Pemilik Entas Induk	595.3	120.1	(83.8)	50.2	89.4	Profit (Loss) for the Year Attributable to Owners of the Parent Company
Laba (Rugi) Tahun Berjalan yang Teratribusikan kepada Kepentingan Nonpengendali	708.3	145.3	25.9	21.4	31.4	Profit (Loss) for the Year Attributable to Non-Controlling Interests
Penghasilan (Rugi) Komprehensif yang Teratribusikan kepada Pemilik Entas Induk	455.0	144.3	(111.3)	109.3	49.8	Comprehensive Income (Loss) Attributable to Owners of the Parent Company
Penghasilan (Rugi) Komprehensif yang Teratribusikan kepada Kepentingan Nonpengendali	699.3	137.7	39.7	25.8	27.3	Comprehensive Income (Loss) Attributable to NonControlling Interests
Laba (Rugi) Bersih per Saham Dasar Diatribusikan kepada Pemilik Entas Induk (USD)	0.77	0.16	(0.11)	0.07	0.12	Earning per Share Attributable to Owners of the Parent Company (USD)
Posisi Keuangan	2022	2021	2020	2019	2018	Financial Position
Aset Lancar	2,266.9	1,145.5	1,124.9	865.3	793.6	Current Assets
Aset Tidak Lancar	4,164.3	1,864.6	1,775.3	2,853.7	2,593.2	Non-Current Assets
Jumlah Aset	6,431.2	3,010.1	2,900.2	3,719.0	3,386.8	Total Assets
Liabilitas Jangka Pendek	1,667.4	673.1	724.5	667.4	651.0	Current Liabilities
Liabilitas Jangka Panjang	1,771.8	586.8	586.8	1,413.5	1,222.5	Non-Current Liabilities
Jumlah Liabilitas	3,439.2	1,259.9	1,311.3	2,080.9	1,873.5	Total Liabilities
Jumlah Ekuitas	2,992.0	1,750.2	1,588.9	1,638.1	1,513.3	Total Equity
Modal Kerja Bersih	599.5	472.4	400.4	197.9	142.6	Net Working Capital
Jumlah Investasi dalam Saham	816.4	686.9	494.9	305.7	176.9	Total Investment in Shares
Rasio Keuangan	2022	2021	2020	2019	2018	Financial Ratios
Rasio Laba (Rugi) terhadap Aset (%)	20.3	8.8	(2.0)	1.9	3.6	Return on Assets (%)
Rasio Laba (Rugi) terhadap Ekuitas (%)	43.6	15.2	(3.6)	4.4	8.0	Return on Equity (%)
Marjin Laba Kotor (%)	44.4	41.7	35.0	34.8	35.5	Gross Profit Margin (%)
Marjin Laba Bersih (%)	21.9	12.3	(3.8)	4.3	6.8	Net Profit Margin (%)
Rasio Lancar (%)	136.0	170.2	155.3	129.7	121.9	Current Ratio (%)
Rasio Liabilitas terhadap Aset (%)	53.5	41.9	45.2	56.0	55.3	Liabilities-to-Assets Ratio (%)
Rasio Liabilitas terhadap Ekuitas (%)	114.9	72.0	82.5	127.0	123.8	Liabilities-to-Equity Ratio (%)
Tingkat Perputaran Persediaan (x)	18.3	14.9	12.6	15.4	15.4	Inventory Turnover (x)
Tingkat Perputaran Aset Tetap (x)	6.3	5.0	3.4	3.9	4.1	Fixed Asset Turnover (x)
Tingkat Perputaran Aset Total (x)	1.3	0.7	0.5	0.5	0.6	Total Asset Turnover (x)

Keterangan / Notes:
*) Pada tahun 2018-2022, Perseroan tidak melakukan penyajian kembali informasi keuangan. [GRI2-4]
*) In 2018-2022, the Company did not make any restatement of financial information. [GRI2-4]

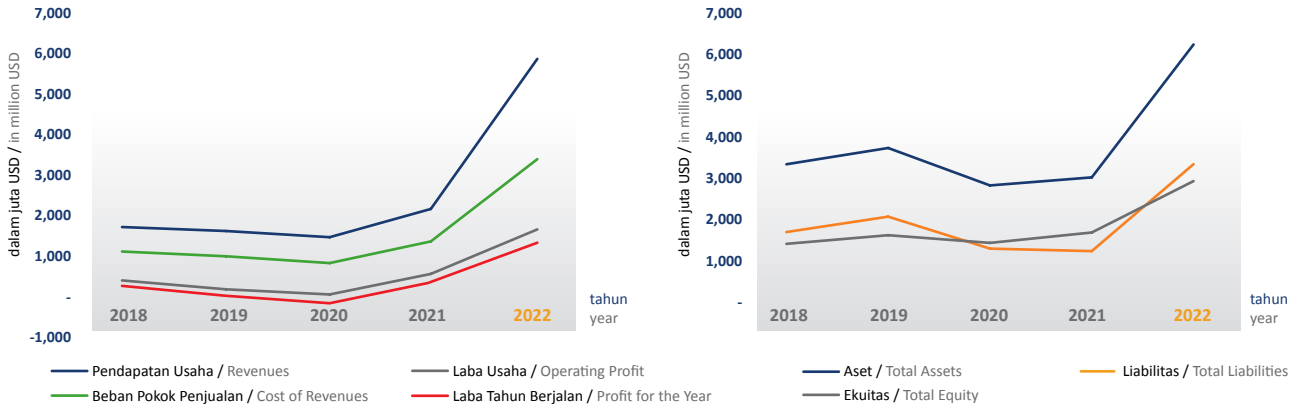

Ikhtisar Perdagangan Saham
Share Trading Highlight

Sejak Penawaran Umum tanggal 10 Desember 2009 hingga 31 Desember 2022, Perseroan tidak melakukan aksi korporasi yang berkaitan dengan penerbitan dan pencatatan efek lain, pemecahan saham, penggabungan saham, perubahan nilai nominal saham, pembagian dividen saham, dan pembagian saham bonus. Per 31 Desember 2022, jumlah saham tercatat Perseroan adalah sebanyak 770.552.320 saham. Dengan harga penutupan saham sebesar Rp39.800/saham pada 31 Desember 2022, nilai kapitalisasi pasar saham Perseroan adalah Rp30.667.982.336.000 atau setara dengan USD 1.949.525.290 pada kurs Rp15.731/USD.

Hingga 31 Desember 2022, Perseroan tidak menerbitkan obligasi/sukuk/obligasi konversi, sehingga informasi mengenai obligasi/sukuk/obligasi konversi yang beredar tidak relevan.

Since the Initial Public Offering on December 10, 2019 until December 31, 2022, the Company had not performed any corporate action related to the issuance and recording of other securities, stock splits, reverse stock, change in nominal value of share, stock dividend distribution, and bonus share distribution. As of December 31, 2022, the total listed shares of the Company were 770,552,320 shares. With the share closing price of Rp39,800/share as of December 31, 2022, the value of the stock market capitalization of the Company was Rp30,667,982,336,000 or equivalent to USD 1,949,525,290 at the exchange rate of Rp15,731/USD.

Until December 31, 2022, the Company had not issued bonds/sukuk/convertible bonds, therefore information related to the outstanding bonds/sukuk/convertible bonds is not applicable.

Grafik Saham
Share Chart 2018-2022

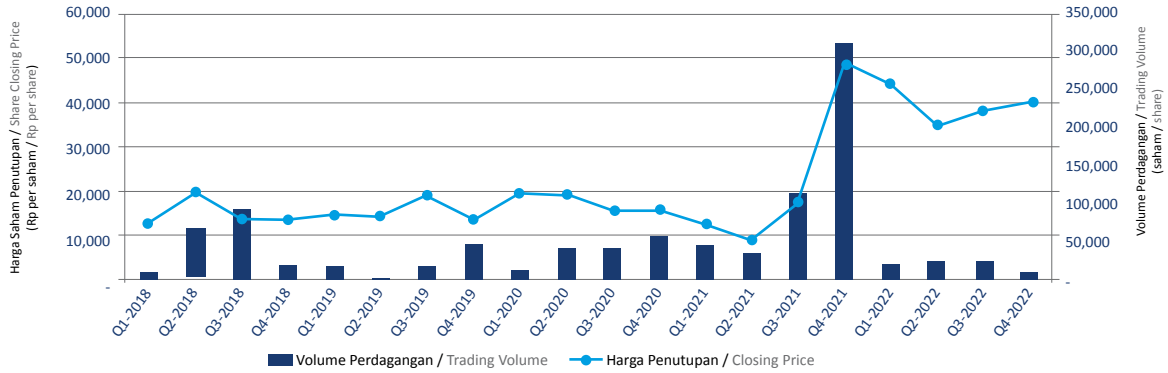

Keterangan / Notes:
Saham Perseroan diperdagangkan di BEI. Selama tahun 2018-2022, saham Perseroan tidak pernah dihentikan sementara perdagangannya dan/atau dibatalkan pencatatannya.
The Company's shares are traded on IDX. In the period of 2018-2022, the share trading had never been suspended and/or the shares had never been delisted.

Tabel Saham
Share Table 2018-2022

Periode Period	Jumlah Saham Beredar Total Number of Issued Shares	Kapitalisasi Pasar Market Capitalization (Rp)	Harga Saham / Share Price			Volume Perdagangan Trading Volume
			Tertinggi Highest (Rp)	Terendah Lowest (Rp)	Penutupan Closing (Rp)	
Q1-2018	770,552,320	10,017,180,160,000	14,100	11,200	13,000	11,500
Q2-2018	770,552,320	15,449,574,016,000	35,000	10,000	20,050	59,300
Q3-2018	770,552,320	10,845,523,904,000	26,200	11,300	14,075	95,100
Q4-2018	770,552,320	10,402,456,320,000	16,000	11,600	13,500	21,200
Q1-2019	770,552,320	11,173,008,640,000	17,900	13,500	14,500	20,000
Q2-2019	770,552,320	11,173,008,640,000	14,525	14,500	14,500	4,200
Q3-2019	770,552,320	14,775,340,736,000	20,000	14,250	19,175	20,400
Q4-2019	770,552,320	10,691,413,440,000	19,000	12,150	13,875	50,100
Q1-2020	770,552,320	15,218,408,320,000	19,750	12,775	19,750	13,700
Q2-2020	770,552,320	14,967,978,816,000	22,000	17,625	19,425	43,000
Q3-2020	770,552,320	12,675,585,664,000	22,500	13,975	16,450	43,200
Q4-2020	770,552,320	12,328,837,120,000	17,475	14,225	16,000	60,000
Q1-2021	770,552,320	9,631,904,000,000	16,500	11,900	12,500	46,700
Q2-2021	770,552,320	7,127,608,960,000	12,500	9,250	9,250	37,100
Q3-2021	770,552,320	13,484,665,600,000	18,000	9,100	17,500	115,500
Q4-2021	770,552,320	37,757,063,680,000	55,500	17,500	49,000	313,800
Q1-2022	**770,552,320**	**33,904,302,080,000**	**56,400**	**43,800**	**44,000**	**22,400**
Q2-2022	**770,552,320**	**27,007,858,816,000**	**46,000**	**27,500**	**35,050**	**27,800**
Q3-2022	**770,552,320**	**29,280,988,160,000**	**40,575**	**31,700**	**38,000**	**26,200**
Q4-2022	**770,552,320**	**30,667,982,336,000**	**40,500**	**37,750**	**39,800**	**11,900**

Laporan Dewan Komisaris

Report by the Board of Commissioners

Salam sejahtera kepada para pemegang saham dan pemangku kepentingan lainnya,
Greetings to the shareholders and other stakeholders,

Pertama-tama, Dewan Komisaris ingin memanjatkan puji syukur ke hadirat Tuhan Yang Maha Esa atas berkat dan rahmat-Nya, sehingga Perseroan dapat melalui tahun 2022 dengan pencapaian kinerja operasional dan keuangan yang baik.

Dewan Komisaris sungguh memahami bahwa tahun 2022 bukan tahun yang mudah. Konflik Rusia-Ukraina, kondisi cuaca ekstrem, dan kebijakan *'zero-Covid'* Tiongkok telah menyebabkan guncangan yang besar bagi berbagai negara di dunia serta menyebabkan koreksi yang cukup dalam pada pertumbuhan ekonomi dunia.

Dewan Komisaris bersyukur bahwa di tengah krisis, Indonesia tetap berhasil mempertahankan kinerja ekonomi yang cukup baik pada tahun 2022. Sebagai salah satu negara eksportir komoditas terbesar, Indonesia berada pada posisi yang diuntungkan dengan kenaikan harga komoditas global. Kenaikan konsumsi dan investasi dalam negeri juga turut mendukung pertumbuhan ekonomi yang positif, sehingga neraca perdagangan Indonesia tahun 2022 berhasil mencatat surplus tertinggi dalam sejarah Indonesia.

Penilaian terhadap Kinerja Direksi

Dewan Komisaris mengapresiasi Direksi atas pencapaian kinerja bisnis yang sangat baik di tahun 2022. Kegiatan operasional Perseroan dapat berjalan dengan lancar dan Perseroan berhasil mempertahankan keberlanjutan pertumbuhan kinerja yang positif berkat kerja keras Direksi, yang ditunjukkan antara lain dengan peningkatan pendapatan usaha menjadi hampir 3 (tiga) kali lipat dan peningkatan laba tahun berjalan menjadi hampir 5 (lima) kali lipat dari tahun sebelumnya. [GRI 2-12-b]

Dewan Komisaris mengapresiasi komitmen dan kesigapan Direksi untuk mengembangkan setiap lini bisnis Perseroan, termasuk untuk memperkuat dan mengembangkan bisnis EBT melalui partisipasi dalam dedieselisasi dengan melakukan penjajakan bisnis pembangkit listrik tenaga surya, pengembangan energi panas bumi, dan pembenahan manajemen untuk peningkatan kepercayaan lembaga keuangan kepada lini bisnis perdagangan Perseroan. Selain itu, Dewan Komisaris mengapresiasi terobosan strategi bisnis di bidang teknologi informasi. [GRI 2-12-a] [GRI 2-12-b]

Pada tahun 2022, Perseroan membukukan peningkatan pendapatan usaha yang cukup signifikan, yaitu sebesar 175,1% menjadi USD 5.956,1 juta. Peningkatan ini terutama dikontribusikan oleh peningkatan kinerja pada bisnis pertambangan dan perdagangan batu bara. Dengan peningkatan pendapatan usaha ini, laba tahun berjalan Perseroan melonjak sebesar 391,3% menjadi USD 1.303,5 juta.

First of all, the Board of Commissioners would like to praise God Almighty for His blessings and grace, so that the Company could go through 2022 with positive achievements of operational and financial performances.

The Board of Commissioners truly understands that 2022 was not an easy year. The Russia-Ukraine conflict, extreme weather conditions, and China's 'zero-Covid' policy had caused major shocks to various countries in the world and had resulted in a quite deep correction in global economic growth.

The Board of Commissioners is grateful that in the midst of the crisis, Indonesia managed to maintain a fairly strong economic performance in 2022. As one of the largest commodity exporters, Indonesia was in a position to benefit from rising global commodity prices. The increase in domestic consumption and investment had also supported positive economic growth, so that Indonesia's trade balance in 2022 managed to record the highest surplus in Indonesia's history.

Assessment of the Board of Directors' Performance

The Board of Commissioners appreciates the Board of Directors for achieving excellent business performance in 2022. The Company's operational activities were able to run smoothly, and the Company maintained the continuity of positive growth performance thanks to the hard work of the Board of Directors, as shown, among others, by an increase in revenue to almost 3 (three) times and an increase in profit for the year to almost 5 (five) times from the previous year. [GRI 2-12-b]

The Board of Commissioners appreciates the commitment and agility of the Board of Directors in developing each business line of the Company, including in strengthening and developing the renewable energy, through participation in dedieselization by exploring the solar power generation, geothermal energy development, and management improvements to increase financial institutions' trust in the Company's trading business line. In addition the Board of Commissioners appreciates the business strategy breakthrough in information technology. [GRI 2-12-a] [GRI 2-12-b]

In 2022, the Company recorded a quite significant increase in revenue, namely by 175.1% to USD 5,956.1 million. This increase was mainly contributed by the great performance of the coal mining and trading business. With this increase in revenue, the Company's profit for the year rose by 391.3% to USD 1,303.5 million.

Dewan Komisaris menilai bahwa Direksi telah mengelola Perseroan dan entitas anak secara berhati-hati dalam menghadapi situasi ekonomi yang sulit dalam masa pemulihan akibat pandemi Covid-19. Direksi juga telah sigap dalam meningkatkan efisiensi dan efektivitas kegiatan usaha Perseroan serta dalam memanfaatkan peluang pasar yang ada. [GRI 2-12-c]

The Board of Commissioners considers that the Board of Directors had managed the Company and its subsidiaries prudently in dealing with the difficult economic situation during the period of recovery from the Covid-19 pandemic. The Board of Directors had also acted swiftly in improving the efficiency and effectiveness of the Company's business activities as well as in taking advantage of the existing market opportunities. [GRI 2-12-c]

Bisnis pertambangan dan perdagangan batu bara mengalami kenaikan harga batu bara global yang signifikan akibat kelangkaan energi. Situasi ini dengan cepat menarik aliran batu bara Indonesia ke pasar global. Dewan Komisaris menilai bahwa Direksi sigap dalam memanfaatkan peluang untuk meningkatkan volume produksi dan penjualan batu bara sehingga Perseroan berhasil mempertahankan kinerja keuangan bisnis pertambangan dan perdagangan batu bara dengan mencatatkan kenaikan pendapatan usaha sebesar 193,3%. Dewan Komisaris juga menilai bahwa Direksi telah menerapkan strategi yang tepat dalam melakukan perencanaan infrastruktur untuk mendukung peningkatan produksi, mengendalikan biaya, memitigasi faktor cuaca, dan melakukan pengelolaan kontraktor. Pada tahun 2022, Perseroan dapat memenuhi DMO dengan 32% dari penjualan batu bara Perseroan dialokasikan untuk pasar dalam negeri. [GRI 2-12-a] [GRI 2-12-b] [GRI 2-12-c]

The coal mining and trading business experienced a significant increase in global coal prices due to energy scarcity. This situation quickly attracted the flow of Indonesian coal to the global market. The Board of Commissioners considers that the Board of Directors is swift in taking advantage of opportunities to increase coal production and sales volumes so that the Company manages to maintain the financial performance of the coal mining and trading business by recording an increase in revenues of 193.3%. The Board of Commissioners also considers that the Board of Directors had implemented the correct strategies in carrying out infrastructure planning to support increased production, controlling costs, mitigating weather factors, and managing contractors. In 2022, the Company managed to fulfill the DMO with 32% of the Company's coal sales allocated for the domestic market. [GRI 2-12-a] [GRI 2-12-b] [GRI 2-12-c]

Di bisnis penyediaan tenaga listrik dan uap, Perseroan menjalankan kegiatan operasional dengan cukup baik dalam memenuhi kebutuhan listrik dan uap sesuai target yang ditetapkan. Pendapatan usaha dari lini bisnis ini mengalami sedikit menurun sebesar 2,3% pada tahun 2022. Pendapatan usaha yang relatif stabil ini sejalan dengan volume permintaan listrik dan uap *captive* yang relatif tetap setiap tahunnya.

In the power and steam generation business, the Company had carried out operational activities quite well in meeting the electricity and steam demand according to the targets that were set. Revenue from this business line decreased slightly by 2.3% in 2022. This relatively stable revenue was due to the volume of demand for captive electricity and steam that were relatively constant every year.

Pada tahun 2022, Perseroan telah melakukan persiapan kegiatan eksplorasi panas bumi. Perseroan melalui entitas anak juga telah menjajaki peluang kerja sama dalam bisnis energi surya. [GRI 2-12-a]

In 2022, the Company conducted preparations for geothermal exploration activities. The Company through its subsidiaries has also explored joint venture opportunities in the solar energy business. [GRI 2-12-a]

Di bisnis teknologi, memahami pentingnya infrastruktur dalam mendukung pembangunan ekosistem digital, Perseroan melalui entitas anak terus berupaya meningkatkan pemasangan *home-pass* dan melakukan pemasaran yang agresif untuk menjangkau pelanggan yang lebih luas. Untuk mengembangkan portofolionya dalam bisnis teknologi, pada tahun 2022, Perseroan melalui entitas anak telah melakukan investasi pada PT Elang Andalan Nusantara – suatu perusahaan yang menaungi bisnis dompet digital DANA di Indonesia. Dewan Komisaris mengapresiasi peran aktif Direksi dalam memanfaatkan peluang untuk meningkatkan kinerja bisnis, sehingga Perseroan dapat membukukan kenaikan pendapatan usaha dari bisnis teknologi sebesar 15,5%. [GRI 2-12-a]

In the technology business, understanding the importance of infrastructure in supporting the development of a digital ecosystem, the Company through its subsidiaries had sought to increase the installation of home-passes and carried out aggressive marketing to reach a wider range of customers. To expand its portfolio in the technology business, in 2022, the Company through its subsidiaries invested in PT Elang Andalan Nusantara – a company that holds the digital wallet business DANA in Indonesia. The Board of Commissioners appreciates the active role of the Board of Directors in taking advantage of opportunities to improve business performance, so that the Company managed to record an increase in revenue from the technology business by 15.5%. [GRI 2-12-a]

Di bisnis perdagangan pupuk dan bahan kimia, Perseroan melakukan perluasan area pemasaran produk dan bahan kimia dan mengembangkan ragam dan penjualan produk kimia khusus yang berkualitas tinggi untuk berbagai industri, termasuk menginisiasi proses pembangunan pabrik *poly aluminium chloride liquid* yang diperkirakan rampung pada Q2-2023. Perseroan berhasil meningkatkan pendapatan usaha dari bisnis perdagangan pupuk dan bahan kimia sebesar 31,6% pada tahun 2022. [GRI 2-12-a]

In the fertilizer and chemicals trading business, the Company expanded the marketing area of chemical products and materials and developed the variety and sales of high-quality specialty chemical products for various industries, including initiating the construction process of a poly aluminum chloride liquid plant which is expected to be completed in Q2-2023. The Company succeeded in increasing operating revenue from the fertilizer and chemical trading business by 31.6% in 2022. [GRI 2-12-a]

Berdasarkan evaluasi yang telah dilakukan atas pelaksanaan tugas dan tanggung jawab Direksi dan Unit-Unit Pendukung yang membantu pelaksanaan tugas Direksi dengan mempertimbangkan, antara lain, kinerja Perseroan, pencapaian target, perumusan strategi dan kebijakan keberlanjutan, masukan dari Komite Audit, serta rekomendasi dari Komite Nominasi dan Remunerasi, Dewan Komisaris menilai bahwa tugas pengelolaan perusahaan tahun 2022 telah dilaksanakan oleh Direksi dengan hati-hati dan bertanggung jawab. [GRI 2-12-c]

Pengawasan terhadap Implementasi Strategi Perseroan

Dewan Komisaris telah menjalankan tugas dan tanggung jawabnya sesuai Anggaran Dasar Perseroan dan Piagam Dewan Komisaris. Sepanjang tahun 2022, Dewan Komisaris melaksanakan pengawasan, memberikan saran/masukan atas kepatuhan terhadap peraturan dan perundang-undangan yang berlaku, kebijakan dan pengelolaan perusahaan oleh Direksi, dan kesesuaian pelaksanaan kebijakan dan pengelolaan perusahaan tersebut dengan visi dan misi Perseroan, serta memberikan persetujuan atas sejumlah strategi bisnis dan rencana aksi korporasi tahun 2022. [GRI 2-12-a]

Fungsi pengawasan Dewan Komisaris dilakukan secara berkala melalui rapat Dewan Komisaris, rapat gabungan dengan Direksi, serta rapat dengan Komite Audit, Komite Nominasi dan Remunerasi, Unit Audit Internal, serta Unit Manajemen Risiko. Secara khusus, Komisaris Independen Perseroan juga telah mengadakan rapat Dewan Komisaris dan rapat dengan komite tanpa kehadiran pejabat eksekutif Perseroan untuk menilai pengelolaan perusahaan. Melalui rapat gabungan dengan Direksi, Dewan Komisaris memperoleh pemaparan sehubungan dengan rencana kerja, kegiatan operasional, kondisi keuangan, dan rencana aksi korporasi Perseroan. [GRI 2-12-c]

Prospek Usaha Perseroan

Perekonomian global diperkirakan masih akan menghadapi banyak tantangan di tahun 2023, termasuk kemungkinan resesi ringan. Ketegangan geopolitik dengan masih berlangsungnya konflik Rusia-Ukraina, tingkat inflasi yang tinggi, krisis energi dan pangan di Eropa dan belahan bumi lainnya, belum tuntasnya pandemi Covid-19, serta persaingan teknologi Amerika Serikat dan Tiongkok yang intens diperkirakan akan menekan laju pertumbuhan ekonomi global di tahun 2023. Bank Dunia memproyeksikan ekonomi global hanya akan tumbuh sebesar 1,7% pada tahun 2023, lebih rendah dari laju pertumbuhan tahun 2022.

Di dalam negeri, Bank Indonesia memproyeksikan pertumbuhan ekonomi dan inflasi Indonesia berada pada kisaran 4,5%-5,3% dan 3,0±1% pada tahun 2023. Indonesia diperkirakan memiliki kemampuan untuk menjaga iklim yang tetap kondusif bagi kegiatan investasi dan usaha di tahun 2023.

Based on the evaluation that has been carried out on the implementation of duties and responsibilities of the Board of Directors and Supporting Units that assist the implementation of duties of the Board of Directors by considering, among others, the Company's performance, target achievements, formulation of sustainability strategies and policies, inputs from the Audit Committee, as well as recommendations from the Nomination and Remuneration Committee, the Board of Commissioners considers that the duties of company management in 2022 had been carried out carefully and responsibly by the Board of Directors. [GRI 2-12-c]

Supervision on the Implementation of the Company's Strategy

The Board of Commissioners had carried out its duties and responsibilities in accordance with the Company's Articles of Association and Charter of the Board of Commissioners. Throughout 2022, the Board of Commissioners had supervised and provided advice/input on the Company's compliance with applicable laws and regulations, company policies and management performed by the Board of Directors, and the conformity of the implementation of such company's policies and management with the Company's vision and mission, as well as approved a number of business strategies and corporate action plans for 2022. [GRI 2-12-a]

The supervisory function of the Board of Commissioners was carried out regularly through the meetings of the Board of Commissioners, joint meetings with the Board of Directors, and meetings with the Audit Committee, Nomination and Remuneration Committee, Internal Audit Unit, and Risk Management Unit. In particular, the Company's Independent Commissioners had also held meetings of the Board of Commissioners and meetings with committees without the presence of the Company's executive officers to assess the management of the company. Through joint meetings with the Board of Directors, the Board of Commissioners received presentations related to the Company's work plans, operational activities, financial conditions, and corporate action plans. [GRI 2-12-c]

Business Prospect of the Company

The global economy is expected to still encounter many challenges in 2023, including the possibility of a mild recession. Geopolitical tensions with the continuing Russia-Ukraine conflict, high inflation rates, energy and food crises in Europe and other parts of the world, the ongoing Covid-19 pandemic, and intense technology competition between the United States and China are expected to suppress the rate of global economic growth in 2023. The World Bank projected the global economy to grow by only 1.7% in 2023, lower than the growth rate in 2022.

Nationally, Bank Indonesia projected Indonesia's economic growth and inflation will be in the range of 4.5%-5.3% and 3.0±1% in 2023. It is estimated that Indonesia will have the ability to maintain a climate that remains conducive for investments and business activities in 2023.

Di bisnis pertambangan dan perdagangan batu bara, meskipun permintaan dan harga batu bara diperkirakan masih tetap tinggi, bisnis batu bara tetap perlu bersiap menghadapi kemungkinan terjadinya permintaan batu bara yang regresif, sejalan dengan maraknya aksi dekarbonisasi global, termasuk di Indonesia.

Di bisnis penyediaan tenaga listrik dan uap, dalam rangka mendukung rencana emisi nol bersih dunia, pemerintah Indonesia mendorong penggunaan EBT dalam transformasi ekonomi Indonesia. Pemerintah menargetkan porsi pembangunan pembangkit listrik baru berbahan EBT yang semakin meningkat, menggantikan pembangunan pembangkit listrik berbahan bakar fosil.

Di bisnis teknologi, prospek bisnis akan semakin terbuka sejalan dengan target pemerintah Indonesia dalam mengembangkan infrastruktur dan ekonomi digital. Pertumbuhan pengguna internet yang pesat memberikan fondasi yang kuat bagi Indonesia untuk melakukan akselerasi transformasi digital. Terciptanya prasarana infrastruktur teknologi yang terintegrasi dan berkualitas tinggi tentunya sangat dibutuhkan.

Di bisnis perdagangan pupuk dan bahan kimia, prospek pengadaan pupuk dan pestisida di Indonesia masih sangat menjanjikan, mempertimbangkan posisi Indonesia sebagai negara agraris. Kebutuhan pupuk dan pestisida akan meningkat seiring dengan bertambahnya kebutuhan pangan masyarakat. Selain itu, ditetapkannya Program Mandatori B35 sebagai kelanjutan Program Mandatori B30 oleh pemerintah Indonesia diperkirakan akan membuka peluang peningkatan permintaan beberapa bahan kimia yang berfungsi sebagai katalis untuk industri biodiesel.

Dewan Komisaris dan Direksi mendiskusikan perkembangan kinerja Perseroan dan terus memantau perkembangan industri secara berkala. Dewan Komisaris juga telah menelaah, memberikan masukan, dan mendukung sepenuhnya rencana kerja Direksi untuk tahun 2023, termasuk rencana untuk mengembangkan bisnis-bisnis baru di bidang EBT dan teknologi. Dewan Komisaris menilai rencana dan strategi bisnis yang disusun Perseroan sudah sesuai dengan visi dan misi Perseroan. [GRI 2-12-a]

Governansi Korporat dan Komitmen dalam Melaksanakan TJSL

Dewan Komisaris senantiasa mendukung Perseroan untuk menjaga komitmen kepatuhan terhadap peraturan perundang-undangan yang berlaku, termasuk komitmen dalam menerapkan GCG dan memberikan perhatian menyeluruh terhadap aspek ekonomi, lingkungan hidup, dan sosial. [GRI 2-12-a] [GRI 2-12-b]

Dalam melaksanakan tugas pengawasan dan pemberian nasihat secara aktif, Dewan Komisaris dibantu oleh Komite Audit dan Komite Nominasi dan Remunerasi. Tugas dan tanggung jawab Komite Audit dan Komite Nominasi dan Remunerasi dilaksanakan sesuai dengan Piagam. Dewan Komisaris, dengan bantuan Komite Audit, Unit Audit Internal, dan Unit Manajemen Risiko telah meninjau dan memberikan masukan atas penerapan kebijakan GCG di dalam Perseroan, termasuk di dalamnya penerapan audit internal, sistem pengendalian internal, sistem pelaporan pelanggaran, manajemen risiko, dan strategi mitigasi risiko bisnis Perseroan. [GRI 2-12-b]

In the coal mining and trading business, although coal demand and prices are expected to remain high, the coal business still has to be prepared for the possibility of a regressive coal demand, in line with the rampant global decarbonization action, including in Indonesia.

In the power and steam generation business, in order to support the world's net zero emission plan, the Indonesian government encourages the use of renewable energy in transforming the country's economy. The government is targeting an increasing portion of the construction of new renewable energy power plants to replace the construction of fossil fuel power plants.

In the technology business, business opportunities will be increasingly open in line with the Indonesian government's target of developing digital infrastructure and the economy. The rapid growth of internet users provides a strong foundation for Indonesia to accelerate digital transformation. The creation of integrated and high-quality technological infrastructures is certainly required.

In the fertilizer and chemicals trading business, the prospect of procuring fertilizers and pesticides domestically is still very promising, considering Indonesia's position as an agricultural. The demand for fertilizers and pesticides will increase along with the increasing community demand for food. In addition, the establishment of Mandatory B35 Program as a continuation of the Mandatory B30 Program by the Indonesian government is expected to open up opportunities for an increase in demand for several chemicals that serve as catalysts for the biodiesel industry.

The Board of Commissioners and the Board of Directors discuss the development of the Company's performance and continue to monitor industry developments regularly. The Board of Commissioners also reviewed, provided inputs, and fully supported the Board of Directors' business plans for 2023, including the plans to develop new businesses in the field of renewable energy and technology. The Board of Commissioners considers that the business plans and strategies prepared by the Company are in line with the Company's vision and mission. [GRI 2-12-a]

Corporate Governance and Commitment in Implementing CSER

The Board of Commissioners always supports the Company in maintaining its commitment to complying with applicable laws and regulations, including the commitment to implementing GCG and paying comprehensive attention to the economic, environmental, and social aspects. [GRI 2-12-a] [GRI 2-12-b]

In carrying out its supervisory duties and providing advice actively, the Board of Commissioners is assisted by the Audit Committee and the Nomination and Remuneration Committee. The duties and responsibilities of the Audit Committee and the Nomination and Remuneration Committee are carried out in accordance with the Charters. The Board of Commissioners, with the assistance of the Audit Committee, Internal Audit Unit, and Risk Management Unit had reviewed and provided input on the implementation of GCG policy within the Company, including the implementation of the Company's internal audit, internal control system, whistleblowing system, risk management, and business risk mitigation strategies. [GRI 2-12-b]

Dewan Komisaris memantau risiko korporasi dan memberikan masukan agar risiko-risiko utama Perseroan dapat teridentifikasi dan termitigasi dengan baik. Sejalan dengan rencana Perseroan untuk aktif dalam melakukan penjajakan dan pengembangan bisnis-bisnis baru, pada tahun 2022, organ pendukung Perseroan telah diperkuat dengan dibentuknya Komite Manajemen Risiko. Dengan pembentukan Komite Manajemen Risiko ini, diharapkan efektivitas pengelolaan dan mitigasi risiko Perseroan dapat semakin ditingkatkan. [GRI 2-12-a]

The Board of Commissioners monitored the corporate risks and provided inputs so that the Company's main risks could be properly identified and mitigated. In line with the Company's plan to actively explore and develop new businesses, in 2022, the Company's supporting organs have been strengthened by the establishment of a Risk Management Committee. With the establishment of the Risk Management Committee, it is expected that the effectiveness of the Company's risk management and mitigation can be further enhanced. [GRI 2-12-a]

Dewan Komisaris mendukung pelaksanaan program TJSL Perseroan. Pada tahun 2022, Perseroan dan entitas anak telah mengembangkan dan merealisasikan lebih dari 35 program TJSL, yang mencakup aspek ekonomi, sosial, dan lingkungan, untuk menjangkau lebih dari 310.000 penerima manfaat. [GRI 2-12-b]

The Board of Commissioners supported the implementation of the Company's CSER programs. In 2022, the Company and its subsidiaries had developed and realized more than 35 CSER programs, covering economic, social, and environmental aspects that had reached more than 310,000 beneficiaries. [GRI 2-12-b]

Untuk mendukung pelaksanaan tugas dan peningkatan kompetensi, Perseroan mendorong setiap anggota Dewan Komisaris, Direksi, Komite, dan Unit-Unit Pendukung Perseroan untuk mengikuti program pelatihan sekurang-kurangnya 1 (satu) kali dalam setahun. Kebijakan ini telah disempurnakan pada tahun 2022, dengan penambahan ketentuan minimal jam pelatihan selama 12 (dua belas) jam.

In order to enhance the implementation of duties and competency development, the Company encourages each member of the Board of Commissioners, Board of Directors, Committees, and Supporting Units of the Company to participate in a training program at least once a year. This policy has been refined in 2022, with the addition of a minimum requirement of 12 (twelve) hours of training.

Atas komitmen Perseroan dalam menerapkan GCG, pada tahun 2022, Perseroan dan entitas anak mendapatkan berbagai penghargaan tata kelola perusahaan.

For its commitment to implementing GCG, in 2022, the Company and its subsidiary received various corporate governance awards.

Dewan Komisaris mengapresiasi prestasi yang telah dicapai Perseroan dan memberikan dukungan penuh terhadap komitmen Direksi untuk menerapkan praktik-praktik bisnis yang berkelanjutan. [GRI 2-12-b]

The Board of Commissioners appreciates the achievements of the Company and provides full support for the commitment of the Board of Directors to implementing sustainable business practices. [GRI 2-12-b]

Sistem Pelaporan Pelanggaran

Perseroan telah memiliki sistem pelaporan pelanggaran sebagai suatu sarana yang dapat dimanfaatkan oleh pemangku kepentingan untuk menyampaikan masukan dan keluhan, dan/atau melaporkan indikasi pelanggaran yang berpotensi mengakibatkan kerugian bagi Perseroan dan/atau karyawan Perseroan. Melalui penerapan sistem pelaporan pelanggaran, Perseroan berharap dapat mewujudkan lingkungan kerja yang bersih dan sehat, menjaga reputasi baik Perseroan, dan memastikan keberlangsungan usaha dalam jangka panjang. [GRI 2-12-a]

Whistleblowing System

The Company has maintained a whistleblowing system as a means for the stakeholders to submit input and complaints, and/or report indications of violations that have the potential to harm the Company and/or its employees. Through the implementation of the whistleblowing system, the Company hopes to create a clean and healthy work environment, maintain the Company's good reputation, and ensure business continuity in the long term. [GRI 2-12-a]

Dewan Komisaris melalui Komite Audit telah menerima laporan sehubungan dengan pelaksanaan sistem pelaporan pelanggaran Perseroan, termasuk mekanisme penanganan dan tindak lanjut pelaporan.

The Board of Commissioners through the Audit Committee had received reports regarding the implementation of the Company's whistleblowing system, including the mechanism for handling and following up on such reporting.

Dewan Komisaris berpendapat bahwa sistem pelaporan pelanggaran Perseroan sudah cukup memadai. [GRI 2-12-c]

The Board of Commissioners is of the opinion that the Company's whistleblowing system is sufficient. [GRI 2-12-c]

Penutup

Akhir kata, Dewan Komisaris mengucapkan terima kasih kepada seluruh pemangku kepentingan atas dukungan dan kepercayaan yang telah diberikan kepada Perseroan. Apresiasi yang tulus juga Dewan Komisaris sampaikan kepada Direksi dan seluruh insan Perseroan atas kerja keras dan keberhasilan yang dicapai selama tahun 2022.

Dewan Komisaris yakin Perseroan dapat terus bertumbuh dan memberikan nilai tambah kepada pemegang saham dan pemangku kepentingan lainnya di tahun-tahun mendatang.

Closing Remark

Finally, the Board of Commissioners would like to thank all stakeholders for the support and trust that have been given to the Company. The Board of Commissioners also expresses its sincere appreciation to the Board of Directors and all personnel of the Company for the hard work and success achieved during 2022.

The Board of Commissioners believes that the Company can continue to grow and provide added value to the shareholders and other stakeholders in the coming years.

Dewan Komisaris PT Dian Swastatika Sentosa Tbk

Board of Commissioners of PT Dian Swastatika Sentosa Tbk

Franky Oesman Widjaja
Presiden Komisaris
President Commissioner

Dr.-Ing Evita Herawati Legowo
Komisaris Independen
Independent Commissioner

Robert Arthur Simanjuntak, Ph.D.
Komisaris Independen
Independent Commissioner

Ir. F.X. Sutijastoto, M.A.
Komisaris Independen
Independent Commissioner

Dr. Hendrikus Passagi, S.Sos., S.H., M.H., M.Sc.
Komisaris Independen
Independent Commissioner

Laporan Direksi

Report by the Board of Directors

Para pemegang saham dan pemangku kepentingan lainnya yang terhormat,
Dear honoured shareholders and other stakeholders,

Tahun 2022 bukanlah tahun yang mudah bagi pertumbuhan ekonomi global. Perekonomian global yang diperkirakan akan pulih dari keterpurukan akibat pandemi Covid-19, justru mengalami koreksi proyeksi pertumbuhan yang cukup besar. Konflik Rusia-Ukraina dan kondisi cuaca yang ekstrem menyebabkan terjadinya gangguan rantai pasok global, krisis energi di wilayah Eropa, serta guncangan harga berbagai jenis komoditas. Selain itu, perlambatan aktivitas ekonomi Tiongkok akibat Covid-19 yang masih belum sepenuhnya teratasi di negara tersebut juga turut memberikan tekanan pada kondisi perekonomian global.

Di tengah tekanan perekonomian global tersebut, Indonesia berhasil mempertahankan kinerja ekonomi yang cukup kuat pada tahun 2022. Pandemi Covid-19 di dalam negeri telah berhasil teratasi dengan baik dan meningkatnya harga komoditas di pasar global telah menempatkan Indonesia pada posisi yang diuntungkan, sehingga Indonesia berhasil mencatatkan pertumbuhan ekonomi sebesar 5,31% dan laju inflasi sebesar 5,51% pada tahun 2022.

Direksi Perseroan bersyukur dan mengapresiasi kerja keras seluruh insan Perseroan, sehingga Perseroan dapat melalui tahun 2022 dengan pencapaian yang baik. Direksi Perseroan dengan ini menyampaikan laporan kinerja pengelolaan Perseroan dan kontribusinya terhadap pencapaian pembangunan berkelanjutan yang telah dilakukan selama periode 1 Januari hingga 31 Desember 2022, dibandingkan dengan kinerja Perseroan selama periode 1 Januari hingga 31 Desember 2021 dan 2020. Laporan pengelolaan Perseroan diterbitkan secara tahunan. Laporan tahun 2022 ini diterbitkan pada tanggal 7 April 2023, sementara laporan sebelumnya diterbitkan pada tanggal 12 April 2022. [GRI 2-3-a] [GRI 2-3-b] [GRI 2-3-c]

Laporan ini disusun dengan berpedoman pada Surat Edaran OJK No. 16/SEOJK.04/2021 tentang Bentuk dan Isi Laporan Tahunan Emiten atau Perusahaan Publik. Laporan ini diharapkan dapat menjadi salah satu sarana komunikasi Perseroan untuk menyampaikan perkembangan praktik bisnis dan merefleksikan komitmen Perseroan dalam memberikan manfaat kepada masyarakat dan lingkungan hidup untuk keberlanjutan bisnis Perseroan.

Kinerja, Hambatan, dan Strategi Keberlanjutan di Tahun 2022

Perseroan senantiasa berupaya mengembangkan setiap lini bisnis yang dijalankannya. Pada tahun 2022, Perseroan berhasil menuai kenaikan pendapatan dari hampir seluruh lini bisnisnya, dengan kontribusi kenaikan pendapatan terbesar berasal dari bisnis pertambangan dan perdagangan batu bara. Dengan kenaikan kontribusi pendapatan tersebut, Perseroan membukukan pendapatan usaha dan laba tahun berjalan sebesar USD 5.956,1

The year 2022 was not an easy year for the global economic growth. The global economy, which was expected to recover from the downturn caused by the Covid-19 pandemic, had actually experienced a considerable correction in its growth projection. The Russia-Ukraine conflict and extreme weather conditions had led to disruptions in global supply chains, energy crisis in the European region, and price shocks for various types of commodities. In addition, the slowdown in China's economic activity due to Covid-19 which has not yet been fully resolved in the country had also contributed to depressing the global economic conditions.

Amidst the global economic pressures, Indonesia managed to maintain a fairly strong economic performance in 2022. The Covid-19 pandemic in the country had been successfully resolved and rising commodity prices on the global market had put Indonesia in an advantageous position, so that Indonesia managed to record economic growth of 5.31% and an inflation rate of 5.51% in 2022.

The Board of Directors of the Company is grateful and appreciates the hard work of all the Company's personnel, so that the Company can go through 2022 with notable achievements. The Board of Directors of the Company hereby submits the report on the performance of the management of the Company and its contribution to the achievement of sustainable development that had been carried out during the period of January 1 to December 31, 2022, compared to the Company's performance for the period of January 1 to December 31, 2021, and 2020. The report on the management of the Company is published on an annual basis. This 2022 report was published on April 7, 2023, while the previous report was published on April 12, 2022. [GRI 2-3-a] [GRI 2-3-b] [GRI 2-3-c]

This report is prepared based on OJK Circular Letter No. 16/SEOJK.04/2021 on the Form and Content of the Annual Report of Issuers or Public Companies. This report is expected to be one of the Company's medium of communication to convey the developments of business practices and to reflect the Company's commitment to providing benefits to society and the environment for the sustainability of the Company's business.

Performance, Challenges, and Sustainability Strategies in 2022

The Company seeks to develop every business line it runs. In 2022, the Company managed to achieve an increase in revenue from most of its business lines, with the largest contribution to the increase coming from the coal mining and trading business. With such increase in revenue contribution, the Company managed to record revenue and profit for the year of USD 5,956.1 million and USD 1,303.5 million in 2022, an increase of 175.1% and 391.3% compared

juta dan USD 1.303,5 juta pada tahun 2022, meningkat sebesar 175,1% dan 391,3% dibandingkan pendapatan usaha dan laba tahun berjalan tahun 2021 sebesar USD 2.164,9 juta dan USD 265,3 juta.

to the revenue and profit for the year in 2021 of USD 2,164.9 million and USD 265.3 million.

Di bisnis pertambangan dan perdagangan batu bara, Perseroan melalui entitas anak mencatatkan total volume produksi dan penjualan batu bara sebesar 50,3 juta ton dan 51,0 juta ton pada tahun 2022, meningkat sebesar 48,4% dan 48,7% dibandingkan total volume produksi dan penjualan batu bara pada tahun 2021 sebesar 33,9 juta ton dan 34,3 juta ton. Volume produksi batu bara tahun 2022 tersebut terutama berasal dari kegiatan penambangan GEMS beserta entitas anaknya. Sementara itu, rampungnya transaksi pengambilalihan seluruh saham Dampier Coal (Queensland) Pty. Ltd. telah memberikan kontribusi bagi peningkatan produksi batu bara Stanmore pada tahun 2022. [GRI 2-12-a]

In the coal mining and trading business, the Company through its subsidiaries recorded total volumes of coal production and sales of 50.3 million tons and 51.0 million tons in 2022, an increase of 48.4% and 48.7% compared to the total volumes of coal production and sales in 2021 of 33.9 million tons and 34.3 million tons. The volume of coal production in 2022 was mainly attributed to the mining activities of GEMS and its subsidiaries. Meanwhile, the completion of the acquisition of all shares in Dampier Coal (Queensland) Pty. Ltd. had contributed to an increase in Stanmore's coal production in 2022. [GRI 2-12-a]

Realisasi volume produksi dan penjualan batu bara tersebut lebih tinggi dari target yang ditetapkan yaitu sebesar 43,9 juta ton. Perseroan juga telah memenuhi DMO yang ditetapkan oleh pemerintah, di mana 32% dari total produksi batu bara Perseroan dialokasikan untuk pasar domestik.

The actual volumes of coal production and sales were higher than the targets set of 43.9 million tons. The Company had also fulfilled the DMO determined by the government, in which 32% of the Company's total coal production was allocated for the domestic market.

Dengan kenaikan harga batu bara yang cukup signifikan di pasar ekspor imbas dari konflik Rusia-Ukraina, Perseroan berhasil mencatatkan kenaikan pendapatan dari bisnis pertambangan dan perdagangan batu bara sebesar 193,3% menjadi USD 5.684,0 juta pada tahun 2022. Bisnis pertambangan dan perdagangan batu bara memberikan kontribusi sebesar 95,4% dari total pendapatan Perseroan pada tahun 2022.

With a significant increase in coal prices in the export market as a result of the Russia-Ukraine conflict, the Company managed to record an increase in revenue from coal mining and trading business of 193.3% to USD 5,684.0 million in 2022. The coal mining and trading business contributed 95.4% of the Company's total revenue in 2022.

Di bisnis penyediaan tenaga listrik dan uap, kegiatan operasional secara umum berjalan dengan baik di sepanjang tahun 2022. Total *offtake* dari 4 (empat) pembangkit listrik *captive* yang dioperasikan oleh Perseroan adalah sebesar 1,4 juta MWh untuk listrik dan 13,1 juta GJ untuk uap. Angka *offtake* tersebut lebih tinggi dari target yang telah ditetapkan sebesar 1,3 juta MWh listrik dan 11,5 juta GJ uap.

In the power and steam generation business, operational activities had generally performed well throughout 2022. The total offtake from the 4 (four) captive power plants operated by the Company was 1.4 million MWh for electricity and 13.1 million GJ for steam. These offtake figures were higher than the target set of 1.3 million MWh of electricity and 11.5 million GJ of steam.

Sejalan dengan volume produksi dan penjualan yang relatif stabil setiap tahunnya, pendapatan dari bisnis penyediaan tenaga listrik dan uap juga relatif stabil. Pada tahun 2022, bisnis penyediaan tenaga listrik dan uap memberikan kontribusi pendapatan sebesar USD 48,4 juta atau sebesar 0,8% dari total pendapatan Perseroan.

In line with production and sales volumes that are relatively stable each year, revenue from the power and steam generation business is also relatively stable. In 2022, the power and steam generation business contributed a revenue of USD 48.4 million or 0.8% of the Company's total revenue.

Pada tahun 2022, Perseroan melalui entitas anak juga telah menjajaki beberapa peluang dalam bisnis pembangkit listrik berbahan bakar EBT. Perseroan telah melakukan persiapan kegiatan eksplorasi panas bumi dan menjajaki peluang kerja sama dalam bisnis energi surya. [GRI 2-12-a]

In 2022, the Company through its subsidiaries also explored several opportunities in the renewable energy power plant business. The Company has conducted preparations for geothermal exploration activities and has also explored joint venture opportunities in the solar energy business. [GRI 2-12-a]

Di bisnis teknologi, Perseroan melalui entitas anak telah berhasil melakukan instalasi lebih dari 1.739.635 juta *home-pass* dengan total 304.410 pelanggan. Jumlah *home-pass* dan pelanggan mencapai 118,2% dan 101,0% dari target Perseroan.

In the technology business, the Company through its subsidiaries had successfully installed more than 1,739,635 home-passes with a total of 304,410 subscribers. The number of home-passes and subscribers reached 118.2% and 101.0% of the Company's targets.

Pada tahun 2022, Perseroan juga telah melakukan investasi dalam PT Elang Andalan Nusantara – suatu perusahaan yang menaungi bisnis dompet digital DANA di Indonesia. [GRI 2-12-a]

In 2022, the Company also made an investment in PT Elang Andalan Nusantara – a company that holds the digital wallet business DANA in Indonesia. [GRI 2-12-a]

Secara keseluruhan, pada tahun 2022, bisnis teknologi mencatatkan pendapatan usaha sebesar USD 66,0 juta, meningkat sebesar 15,5%

Overall, in 2022, the technology business recorded a revenue of USD 66.0 million, an increase of 15.5% from the previous year's

dari pendapatan usaha tahun sebelumnya yaitu sebesar USD 57,1 juta. Bisnis teknologi memberikan kontribusi sebesar 1,1% dari total pendapatan usaha Perseroan pada tahun 2022.

Di bisnis perdagangan pupuk dan bahan kimia, volume penjualan pupuk mengalami penurunan sebesar 28,2% menjadi sebanyak 154.516 ton pada tahun 2022. Volume penjualan pupuk ini mencapai 73,6% dari target. Volume penjualan pestisida juga mengalami penurunan sebesar 10,5% menjadi 4.405,6 kiloliter ton, mencapai 71,2% dari target. Namun demikian, volume penjualan bahan kimia berhasil mengalami peningkatan sebesar 2.052,0% menjadi 119.154 ton, dan mencapai 101,0% dari target yang ditetapkan. Untuk itu, Perseroan berhasil mencatatkan pendapatan usaha dari bisnis perdagangan pupuk dan bahan kimia sebesar USD 156,7 juta, meningkat sebesar 31,6% dibandingkan pendapatan usaha pada tahun sebelumnya. Bisnis ini memberikan kontribusi sebesar 2,6% dari total pendapatan usaha Perseroan pada tahun 2022.

Prospek dan Strategi Keberlanjutan Tahun 2023

Ketegangan geopolitik, tingkat inflasi yang tinggi termasuk kemungkinan resesi ringan, dan krisis energi di Eropa diperkirakan masih akan berlanjut pada tahun 2023. Bank Dunia memproyeksikan perekonomian global hanya akan tumbuh sebesar 1,7% pada tahun 2023, lebih rendah dari laju pertumbuhan pada tahun 2022. Berbeda dengan kondisi global, dengan penanganan pandemi yang baik, perencanaan moneter yang tepat, dan permintaan domestik yang kuat, Indonesia dipercaya memiliki kemampuan untuk mempercepat fase pemulihan ekonomi nasional. Bank Indonesia memproyeksikan pertumbuhan perekonomian dan inflasi Indonesia tahun 2023 akan berada pada kisaran 4,5-5,3% dan 3,0±1%.

Industri batu bara harus bersiap terhadap aksi dekarbonisasi, meskipun permintaan batu bara diperkirakan akan tetap kuat di tahun 2023 sejalan dengan pemulihan ekonomi Tiongkok pasca dilonggarkannya kebijakan 'zero-COVID' secara resmi oleh pemerintah Tiongkok, rencana penerapan sanksi terhadap produk energi Rusia oleh Uni Eropa, dan keterbatasan persediaan batu bara India untuk memenuhi kebutuhan domestiknya. Di Indonesia, ESDM menetapkan target produksi batu bara tahun 2023 sebanyak 694,5 juta ton atau meningkat 1,1% dari realisasi produksi batu bara Indonesia tahun 2022 sebanyak 687 juta ton.

Untuk meningkatkan kinerja pertambangan, Perseroan, melalui entitas anak, senantiasa berupaya untuk memperkuat kinerja dari setiap aset yang dimiliki dengan tetap memperhatikan K3, bersikap lebih responsif dalam memitigasi faktor cuaca, selektif dalam melakukan belanja modal, konsisten untuk terus mengembangkan infrastruktur untuk mendukung strategi pemasaran batu bara, dan sigap terhadap situasi global. [GRI 2-12-a]

Di bisnis penyediaan tenaga listrik dan uap, pulihnya kegiatan perekonomian Indonesia pasca pandemi Covid-19 dan perubahan gaya hidup masyarakat dari yang sebelumnya bertumpu pada pemanfaatan energi berbasis bahan bakar minyak menjadi energi listrik diperkirakan masih akan menjadi pendongkrak tingkat konsumsi listrik nasional tahun 2023. Sejalan dengan rencana emisi nol bersih dunia, pembangunan pembangkit tenaga listrik baru

revenue of USD 57.1 million. The technology business contributes 1.1% of the Company's total revenues in 2022.

In the fertilizer and chemical trading business, the sales volume of fertilizers decreased by 28.2% to 154,516 tons in 2022. This sales volume of fertilizer reached 73.6% of the target. The sales volume of pesticides also decreased by 10.5% to 4,405,611 kiloliters, reaching 71.2% of the target. However, the sales volume of chemicals managed to increase by 2,052.0% to 119,154 tons, and reached 101.0% of the determined target. Therefore, the Company managed to record a revenue from the fertilizer and chemical trading business of USD 156.7 million, an increase of 31.6% compared to the revenue of the previous year. This business contributes 2.6% of the Company's total revenue in 2022.

Prospects and Sustainability Strategies for 2023

Geopolitical tensions, high inflation rates including the possibility of a mild recession, and the energy crisis in Europe are expected to continue in 2023. The World Bank projected that the global economy will only grow by 1.7% in 2023, lower than the growth rate in 2022. In contrast to global conditions, with good handling of the pandemic, proper monetary planning, and strong domestic demand, Indonesia is expected to have the ability to accelerate the national economic recovery phase. Bank Indonesia estimates that Indonesia's economic growth and inflation in 2023 will be in the range of 4.5-5.3% and 3.0±1%.

The coal industry must be prepared for decarbonization, although coal demand is expected to remain strong in 2023 in line with China's economic recovery following the official easing of the 'zero-COVID' policy by the Chinese government, plans to impose sanctions on Russian energy products by the European Union, and India's limited supply of coal to meet the country's domestic demand. In Indonesia, ESDM has set a coal production target of 694.5 million tons in 2023, an increase of 1.1% from Indonesia's realised coal production of 687 million tons in 2022.

In order to improve mining performance, the Company, through its subsidiaries, always seeks to strengthen the performance of each asset it owns by keeping attention to HSE, being more responsive in mitigating weather factors, selective in spending capital expenditures, consistent in continuing to develop infrastructures that support coal marketing strategies, and agile to global situations. [GRI 2-12-a]

In the power and steam generation business, the recovery of Indonesia's economic activities post Covid-19 pandemic and changes in people's lifestyles from previously relying on the utilization of fuel-based energy to electrical energy are still expected to boost the level of national electricity consumption in 2023. In line with the world's net zero emissions plan, the construction of new power plants is focused on power plants that utilize clean energy. In RUPTL,

difokuskan pada pembangkit tenaga listrik yang memanfaatkan bahan bakar energi bersih. Dalam RUPTL, PLN menargetkan dapat mencapai bauran energi dari EBT sebesar 23% mulai tahun 2025 dan semakin meningkat pada tahun-tahun berikutnya.

PLN targets to achieve an energy mix from renewable energy of 23% starting in 2025 and increasing in the following years.

Perseroan sedang berfokus dalam mengembangkan bisnis energi panas bumi dan solar. Perseroan berharap kedua bisnis tersebut dapat segera memberikan kontribusi positif bagi peningkatan kinerja bisnis penyedia tenaga listrik dan uap Perseroan. [GRI 2-12-a]

The Company is currently focusing on developing the geothermal and solar energy businesses. The Company hopes that these two businesses can immediately make a positive contribution to improving the performance of the Company's power and steam generation business. [GRI 2-12-a]

Di bisnis teknologi, Perseroan melihat peluang yang besar dari pertumbuhan pengguna internet dan ponsel pintar di Indonesia. Transformasi digital sudah menjadi suatu kebutuhan. Pertumbuhan yang pesat ini memberikan fondasi yang kuat bagi Indonesia untuk melakukan akselerasi transformasi digital. Untuk itu, ketersediaan infrastruktur yang mumpuni sangat dibutuhkan. Perseroan melalui entitas anak berupaya untuk memanfaatkan peluang yang ada dengan terus memperluas jaringan infrastruktur dan area layanan bisnis teknologi, meningkatkan kualitas layanan dengan menyediakan internet yang stabil dan cepat, serta menawarkan ragam produk yang sesuai dengan kebutuhan pasar dengan harga yang kompetitif. [GRI 2-12-a]

In the technology business, the Company sees a great opportunity from the growth of internet and smartphone users in Indonesia. Digital transformation has become a necessity. This rapid growth provides a strong foundation for Indonesia to accelerate digital transformation. Therefore, the availability of qualified infrastructure is needed. The Company through its subsidiaries seeks to take advantage of existing opportunities by continuing to expand its technology business infrastructure network and service areas, improving service quality by providing stable and speedy internet services, and offering a variety of products according to market needs at competitive prices. [GRI 2-12-a]

Perseroan melalui entitas anak juga telah mengembangkan portofolio investasinya ke dalam bisnis dompet digital dan *streaming* video. Strategi investasi ini diharapkan dapat mendukung komitmen Perseroan dalam mengembangkan ekosistem digital. [GRI 2-12-a]

The Company through its subsidiaries has also expanded its investment portfolio into the digital wallet and video streaming businesses. This investment strategy is expected to support the Company's commitment to developing a digital ecosystem. [GRI 2-12-a]

Di bisnis perdagangan pupuk dan bahan kimia, Perseroan berpandangan bahwa prospek pengadaan pupuk dan pestisida di Indonesia masih sangat strategis. Sementara itu, Program Mandatori B35 oleh pemerintah Indonesia diperkirakan akan meningkatkan permintaan beberapa bahan kimia umum.

In the fertilizer and chemical trading business, the Company is of the view that the prospect of procuring fertilizers and pesticides in Indonesia is still very strategic. Meanwhile, the Mandatory B35 Program is expected to increase demand for several general chemicals.

Untuk memperkuat kinerja bisnis perdagangan pupuk dan bahan kimia, Perseroan melalui entitas anak berencana terus mengembangkan ragam produk, memperkuat tim pemasaran, dan memperluas peluang pemasaran dan penjualan produk kimia khusus yang berkualitas tinggi untuk berbagai industri. Perseroan melalui entitas anaknya saat ini juga menjajaki peluang bisnis *poly aluminium chloride liquid* (PAC) dengan melakukan pembangunan pabrik PAC di Palembang, yang diharapkan rampung dan dapat mulai melakukan pemasaran produk PAC pada Q2-2023. [GRI 2-12-a]

To strengthen the performance of the fertilizer and chemical trading business, the Company through its subsidiaries plans to continue developing its product range, strengthen the marketing team, and expand the marketing and sales opportunities of high-quality specialty chemical products for various industries. The Company through its subsidiaries is currently also exploring opportunities for poly aluminium chloride liquid (PAC) business by constructing a PAC plant in Palembang, which is expected to be completed and able to start marketing PAC products in Q2-2023. [GRI 2-12-a]

Governansi Korporat dan Komitmen dalam Melaksanakan TJSL

Corporate Governance and Commitment in Implementing CSER

Perseroan senantiasa berupaya mendorong penerapan praktik-praktik terbaik GCG secara konsisten dan menyeluruh dalam menjalankan kegiatan usahanya, yang tidak hanya berfokus pada pengelolaan internal, namun juga pada pengelolaan kepentingan dari para pemangku kepentingan. [GRI 2-12-a]

The Company seeks to consistently and thoroughly encourage the implementation of GCG best practices in carrying out its business activities, with focus not only on internal management, but also on the management of stakeholders' interests. [GRI 2-12-a]

Dalam menerapkan GCG, Perseroan berpedoman, antara lain, pada kerangka *Governance, Risk, and Compliance*, Peraturan OJK No. 21/POJK.04/2015 tentang Penerapan Pedoman Tata Kelola Perusahaan Terbuka dengan pendekatan "terapkan atau jelaskan", Surat Edaran OJK No. 32/SEOJK.04/2015 tentang Pedoman Tata Kelola Perusahaan Terbuka, Peraturan OJK No. 3/POJK.04/2021 tentang

In implementing GCG, the Company is guided by, among others, the Governance, Risk, and Compliance framework, OJK Regulation No. 21/POJK.04/2015 on the Implementation of Corporate Governance Guidelines for Public Companies with a "comply or explain" approach, OJK Circular Letter No. 32/SEOJK.04/2015 on Guidelines for the Governance of Public Companies, OJK Regulation No. 3/

Penyelenggaraan Kegiatan di Bidang Pasar Modal, dan Pedoman Umum Governansi Korporat Indonesia (PUG-KI) 2021 yang diterbitkan oleh Komite Nasional Kebijakan Governansi. Dengan berpegang pada nilai-nilai keberlanjutan, Kode Etik perusahaan, serta peraturan dan kebijakan perusahaan, Perseroan senantiasa berupaya menjaga lingkungan kerja yang sehat dan bertanggung jawab.

Perseroan mengevaluasi sistem pengendalian internal, sistem pelaporan pelanggaran, pendekatan manajemen risiko, serta strategi mitigasi risiko bisnis Perseroan secara berkala. Perseroan juga berupaya untuk meningkatkan transparansi melalui perbaikan keterbukaan informasi pada Laporan Tahunan dan situs web Perseroan sesuai dengan peraturan yang berlaku. [GRI 2-12-c]

Pada tahun 2022, Perseroan telah menyelenggarakan tiga RUPS, yaitu RUPST pada tanggal 12 Mei 2022 dan dua RUPSLB yang diselenggarakan pada tanggal 23 Februari 2022 dan 6 Oktober 2022. Perseroan juga telah menyelenggarakan Paparan Publik pada tanggal 12 Mei 2022. Adapun rapat Direksi telah dilaksanakan sebanyak 23 kali di sepanjang tahun 2022, di mana 4 di antaranya merupakan rapat gabungan dengan Dewan Komisaris dan 19 merupakan rapat Direksi dan rapat Direksi dengan divisi.

Dalam rapat gabungan dengan Dewan Komisaris, Direksi memberikan paparan terkait kegiatan operasional, kondisi keuangan, dan rencana aksi korporasi Perseroan. Sedangkan dalam rapat divisi, Direksi memantau implementasi strategi dan perkembangan kinerja dari masing-masing divisi atau lini bisnis Perseroan. [GRI 2-12-b] [GRI 2-12-c]

Untuk mengembangkan kompetensi pengawasan dan pengelolaan, pada tahun 2022, Perseroan telah mengikutsertakan setiap anggota Dewan Komisaris, Direksi, Komite, dan Unit-Unit Pendukung dalam sedikitnya 1 lokayarya/pelatihan/seminar, dengan memenuhi ketentuan jam pelatihan minimal 12 jam per tahun.

Pada tahun 2022, Perseroan dan entitas anak telah merealisasikan lebih dari 35 program TJSL dengan lebih dari 310.000 penerima manfaat. Program-program TJSL ini mencakup aspek sosial dan lingkungan dan diimplementasikan sesuai dengan kebutuhan dan harapan dari masing-masing kelompok pemangku kepentingan.

Dengan menerapkan GCG secara konsisten dan menyeluruh, Perseroan dan entitas anak memperoleh berbagai penghargaan tata kelola perusahaan.

Penutup

Direksi bangga dapat ikut berpartisipasi dalam menghantarkan Perseroan kepada kesuksesannya saat ini. Direksi menyadari bahwa segala pencapaian Perseroan tidak terlepas dari kepercayaan, dukungan, dan kerja sama yang telah diberikan oleh seluruh pemegang saham, anggota Dewan Komisaris, anggota Komite, karyawan, dan para pemangku kepentingan lainnya. Untuk itu Direksi menyampaikan penghargaan yang tulus kepada seluruh pihak yang telah memberikan kepercayaan, dukungan, dan kerja samanya di sepanjang tahun 2022.

POJK.04/2021 on the Implementation of Activities in the Capital Market Sector, and the General Guidelines for Indonesian Corporate Governance (PUG-KI) 2021 issued by the National Committee for Governance Policy. By adhering to the sustainability values, the company's Code of Conduct, as well as company regulations and policies, the Company always seeks to maintain a healthy and accountable work environment.

The Company evaluates its internal control system, whistleblowing system, risk management approach, and business risk mitigation strategy regularly. The Company also seeks to increase transparency through improving the disclosure of information in the Company's Annual Report and website in accordance with the prevailing regulations. [GRI 2-12-c]

In 2022, the Company had held three GMS, namely an AGM on May 12, 2022, and two EGM held on February 23, 2022, and October 6, 2022. The Company had also held a Public Expose on May 12, 2022. The Board of Directors meetings had been held 23 times throughout 2022, of which 4 were joint meetings with the Board of Commissioners and 19 were meetings of the Board of Directors and meetings of the Board of Directors with divisions.

In joint meetings with the Board of Commissioners, the Board of Directors presented materials related to the Company's operational activities, financial conditions, and corporate action plans. Meanwhile, in divisional meetings, the Board of Directors monitored the implementation of strategies and performance developments of each division or business line of the Company. [GRI 2-12-b] [GRI 2-12-c]

To enhance the supervisory and management competencies, in 2022, the Company had engaged each member of the Board of Commissioners, Board of Directors, Committees, and Supporting Units in at least 1 workshop/training/seminar, in compliance with the minimum training hours requirement of 12 hours per year.

In 2022, the Company and its subsidiaries had realized more than 35 CSER programs with more than 310,000 beneficiaries. These CSER programs covered social and environmental aspects and were implemented based on the different needs and expectations of each stakeholder group.

By implementing GCG consistently and comprehensively, the Company and its subsidiaries had received various corporate governance awards.

Closing Remark

The Board of Directors is proud to be able to participate in delivering the Company to its current success. The Board of Directors realizes that all of the Company's achievements cannot be separated from the trust, support, and cooperation that had been provided by all shareholders, members of the Board of Commissioners, members of the Committees, employees, and other stakeholders. Therefore, the Board of Directors would like to express its sincere appreciation to all parties who had provided such trust, support, and cooperation throughout 2022.

Direksi berkomitmen untuk menjaga kepercayaan yang telah diberikan serta untuk melakukan pengelolaan Perseroan dan membina kerja sama yang lebih baik untuk mendukung perkembangan kinerja keberlanjutan Perseroan di masa yang akan datang.

The Board of Directors is committed to maintaining the trust that had been given as well as to managing the Company and fostering cooperation better in order to support the development of the Company's sustainability performance in the future.

Direksi PT Dian Swastatika Sentosa Tbk

Board of Directors of PT Dian Swastatika Sentosa Tbk

L. Krisnan Cahya
Presiden Direktur
President Director

Lokita Prasetya
Wakil Presiden Direktur
Vice President Director

Hermawan Tarjono
Direktur
Director

Handhianto Suryo Kentjono
Direktur
Director

Daniel Cahya
Direktur
Director

Alex Sutanto
Direktur
Director



Informasi Umum Perseroan

General Information of the Company

Alamat Perusahaan [GRI 2-1-c]
Company Address

Sinar Mas Land Plaza, Tower II, 24th Floor
Jl. M.H. Thamrin No. 51, Jakarta 10350, Indonesia
Telepon : +62 21 31990258
Fax : +62 21 31990259
Email : corsec@dss.co.id
Website : www.dssa.co.id

Tanggal Pendirian
Date of Establishment

2 Agustus 1996 / August 2, 1996

Permodalan
Capital

	Jumlah Saham No. of Shares	Nilai Nominal Nominal Value
Modal Dasar Authorized Capital	2,400,000,000 saham / shares	Rp600,000,000,000
Modal Di-tempatkan dan Disetor Penuh Issued and Paid-up Capital	770,552,320 saham / shares	Rp192,638,080,000

Kepemilikan [GRI 2-1-b]
Shareholding

- PT Sinar Mas Tunggal : 59.90%
- Masyarakat / Public : 40.10%

Kegiatan Usaha Utama yang Dijalankan Saat Ini dan Produk dan Jasa yang Dipasarkan
Current Key Business Activities and Marketed Products and Services

- Bisnis Penyediaan Tenaga Listrik dan Uap
  Power and Steam Generation Business
- Bisnis Pertambangan dan Perdagangan Batu Bara dan Emas (entitas anak)
  Coal and Gold Mining and Trading Business (subsidiaries)
- Bisnis Teknologi (entitas anak)
  Technology Business (subsidiaries)
- Bisnis Perdagangan Pupuk dan Bahan Kimia (entitas anak)
  Fertilizer and Chemical Trading Business (subsidiaries)

Nama Perusahaan [GRI 2-1-a]
Company Name

PT Dian Swastatika Sentosa Tbk[1)]

Bidang Usaha berdasarkan Anggaran Dasar Perseroan
Business Fields based on the Company's Articles of Association

Penyediaan tenaga listrik dan uap, perdagangan besar, jasa dan pembangunan perumahan, infrastruktur, konsultasi manajemen, dan perusahaan induk

Power and steam generation, wholesale trading, real estate development and services, infrastructure, management consulting, and holding company

Jumlah Karyawan
Number of Employees

2,972 karyawan / employees

Dasar Hukum Pendirian
Legal Basis of Incorporation

Akta No. 6 tanggal 2 Agustus 1996 dan Akta No. 35 tanggal 8 Oktober 1996, keduanya dibuat di hadapan Linda Herawati, S.H., notaris di Jakarta, dan telah mendapatkan pengesahan dari Menteri Kehakiman Republik Indonesia berdasarkan Surat Keputusan Menteri Kehakiman Republik Indonesia No. C2-9854.HT.01.01.TH'96 tanggal 28 Oktober 1996

Deed No. 6 dated August 2, 1996, and Deed No. 35 dated October 8, 1996, both were made before Linda Herawati, S.H., notary in Jakarta, and have been approved by the Minister of Justice of the Republic of Indonesia based on Decree of the Minister of Justice of the Republic of Indonesia No. C2-9854-HT.01.01.TH'96 dated October 28, 1996

Keterangan / Notes:

1) PT Dian Swastatika Sentosa Tbk adalah suatu perusahaan publik yang didirikan berdasarkan peraturan perundang-undangan yang berlaku di Negara Republik Indonesia, yang sahamnya tercatat di BEI. Perseroan didirikan dengan nama PT Dian Swastatika Sentosa, kemudian nama Perseroan diubah menjadi PT Dian Swastatika Sentosa Tbk pada tahun 2009 dalam rangka Penawaran Umum Perdana Saham berdasarkan Akta No. 75 tanggal 24 Juli 2009 dibuat di hadapan Linda Herawati, S.H., notaris di Jakarta, dan telah mendapatkan persetujuan dari Menteri Hukum dan Hak Asasi Manusia Republik Indonesia dengan Surat Keputusan tertanggal 29 Juli 2009 No. AHU-36038.AH.01.02. Tahun 2009, dan telah diterima dan dicatat dalam basis data Sistem Administrasi Badan Hukum Departemen Hukum dan Hak Asasi Manusia Republik Indonesia sebagaimana ternyata dalam Surat Penerimaan Pemberitahuan Perubahan Data Perseroan dan Surat Penerimaan Pemberitahuan Perubahan Anggaran Dasar, keduanya tertanggal 4 Agustus 2009 No. AHU-AH.01.10-12198 dan AHU-AH.01.10-12199. [GRI 2-1-b]

1) PT Dian Swastatika Sentosa Tbk is a public company incorporated under the laws of the Republic of Indonesia, of which the shares are listed on the IDX. The Company was incorporated under the name of PT Dian Swastatika Sentosa, and changed its name to PT Dian Swastatika Sentosa Tbk in 2009 in relation to the Initial Public Offering based on Deed No. 75 dated July 24, 2009, made before Linda Herawati S.H., notary in Jakarta, and has been approved by the Minister of Law and Human Rights of the Republic of Indonesia based on Decree dated July 29, 2009, No. AHU-36038.AH.01.02.Tahun 2009, and has been received and recorded in the Legal Entity Administration Database System of the Directorate General of General Law Administration of the Department of Laws and Human Rights of the Republic of Indonesia through the Receipt of Notification on Changes in Company Data and the Receipt of Notification of Amendment to Articles of Association, both dated August 4, 2009, No. AHU-AH.01.10-12198 and AHU-AH.01.10-12199.

Keanggotaan Asosiasi Perseroan dan Entitas Anak pada Tahun 2022 [GRI 2-28]

Association Membership of the Company and Its Subsidiaries in 2022

Pencatatan Saham Perseroan dan Entitas Anak

Share Listing of the Company and Its Subsidiaries

Nama Entitas Entity Name	**Tanggal Pencatatan** Listing Date	**Bursa Pencatatan** Stock Exchange	**Kode Saham** Stock Code	**Harga Nominal per Saham** Nominal Price per Share	**Harga IPO per Saham** IPO Price per Share	**Jumlah Saham Tercatat** Total Number of Listed Shares	December 31, 2022	
							Harga Saham Shares Price	**Kapitalisasi Pasar** Market Capitalization
PT Dian Swastatika Sentosa Tbk[1)]	December 10, 2009	IDX	DSSA	Rp250	Rp1,500	770,552,320	Rp39,800	USD 1.9 billion
Golden Energy and Resources Limited	May 15, 1997	SGX	AUE	N/A[2)]	SGD 0.420	2,638,100,380	SGD0.785	USD 1.4 billion
PT Golden Energy Mines Tbk	November 17, 2011	IDX	GEMS	Rp100	Rp2,500	5,882,353,000	Rp7,500	USD 2.9 billion
Stanmore Resources Limited	December 9, 2009	AUX	SMR	N/A[2)]	AUD 0.20	901,391,270	AUD2.95	USD 0.5 billion

Keterangan / Notes:

1) Hingga 31 Desember 2022, Perseroan tidak melakukan aksi korporasi yang berkaitan dengan penerbitan dan pencatatan efek lain, pemecahan saham, penggabungan saham, perubahan nilai nominal saham, pembagian dividen saham, dan pembagian saham bonus. Perseroan juga tidak melakukan pemeringkatan efek, penerbitan efek konversi, serta penambahan dan pengurangan modal. Pada tanggal 22 Desember 2021, Perseroan telah mendapatkan persetujuan dari pemegang saham Perseroan atas penerbitan saham-saham baru sehubungan dengan rencana Perseroan untuk melakukan penambahan modal Perseroan tanpa hak memesan efek terlebih dahulu sebanyak-banyaknya 10% dari modal ditempatkan dan disetor Perseroan. Penambahan modal ini belum dilakukan hingga 31 Desember 2021. Dalam hal terjadi penambahan modal sesuai keputusan RUPSLB tanggal 22 Desember 2021, penambahan modal akan dilakukan sekaligus ataupun secara bertahap dalam waktu paling lambat 2 tahun terhitung sejak penyelenggaraan RUPS yang menyetujui penambahan modal tersebut, yaitu sampai dengan 21 Desember 2023.

2) Konsep nilai nominal per saham tidak berlaku bagi perusahaan di Singapura dan Australia

1) Until December 31, 2022, the Company did not perform any corporate action related to the issuance and listing of other securities, stock split, reverse stock split, change of the nominal value of share, stock dividend distribution, and bonus share distribution. The Company also did not perform any securities rating, issuance of securities conversion, as well as addition and subtraction of capital. On December 22, 2021, the Company has obtained approval from the Company's shareholders for the issuance of new shares in relation to the Company's plan to conduct the Company's capital increase without pre-emptive rights up to a maximum of 10% of the issued and paid-up capital of the Company. Such capital increase has not been carried out until December 31, 2021. In the event of the implementation of the capital increase in accordance with the EGM resolutions dated December 22, 2021, the capital increase will be carried out all at once or in stages within a period of no later than 2 years from the date of the GMS which approved the capital increase, which is until December 21, 2023.

2) The concept of nominal value per share does not apply to companies in Singapore and Australia

Wilayah Operasional [GRI 2-1]

Operational Areas

Berikut merupakan peta wilayah operasional Perseroan per 31 Desember 2022:

The following is a map of the Company's operational areas as of December 31, 2022:

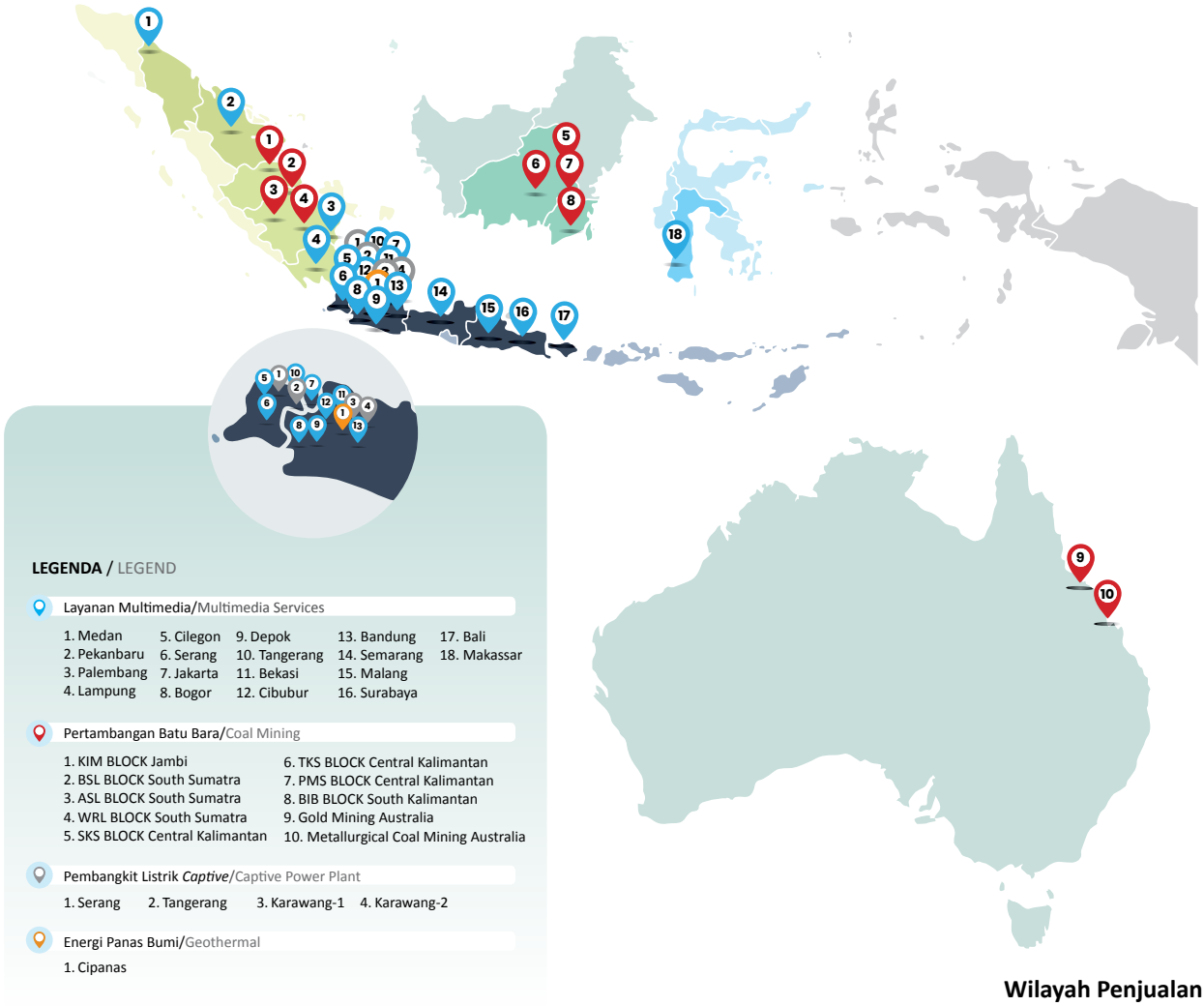

LEGENDA / LEGEND

Layanan Multimedia/Multimedia Services

1. Medan	5. Cilegon	9. Depok	13. Bandung	17. Bali
2. Pekanbaru	6. Serang	10. Tangerang	14. Semarang	18. Makassar
3. Palembang	7. Jakarta	11. Bekasi	15. Malang	
4. Lampung	8. Bogor	12. Cibubur	16. Surabaya	

Pertambangan Batu Bara/Coal Mining

1. KIM BLOCK Jambi	6. TKS BLOCK Central Kalimantan
2. BSL BLOCK South Sumatra	7. PMS BLOCK Central Kalimantan
3. ASL BLOCK South Sumatra	8. BIB BLOCK South Kalimantan
4. WRL BLOCK South Sumatra	9. Gold Mining Australia
5. SKS BLOCK Central Kalimantan	10. Metallurgical Coal Mining Australia

Pembangkit Listrik *Captive*/Captive Power Plant

1. Serang 2. Tangerang 3. Karawang-1 4. Karawang-2

Energi Panas Bumi/Geothermal

1. Cipanas

Wilayah Penjualan

Sales Areas



Sekilas tentang Perseroan

Overview of the Company

Fakta-Fakta Penting / Key Facts

	Tahun Mulai Beroperasi Commencement Year of Operation	1998	Bidang Usaha Business Fields	Penyediaan tenaga listrik dan uap, perdagangan besar, jasa dan pembangunan perumahan, infrastruktur, konsultasi manajemen, dan perusahaan induk Power and steam generation, wholesale trading, real estate development and services, infrastructure, management consulting, and holding company
	Jumlah Aset per 31 Desember 2022 Total Assets as of December 31, 2022	USD 6,431.2 juta / million		
	Jumlah Ekuitas per 31 Desember 2022 Total Equity as of December 31, 2022	USD 2,992.0 juta / million		
	Jumlah Karyawan per 31 Desember 2022 Number of Employees as of December 31, 2022	2,972 karyawan / employees		

1996

Perseroan didirikan dengan nama PT Dian Swastatika Sentosa.

The Company was incorporated under the name of PT Dian Swastatika Sentosa.

1998

Perseroan beroperasi secara komersial.

The Company started its commercial operations.

2009

Perseroan melakukan Penawaran Umum Perdana Saham dan mengubah nama menjadi PT Dian Swastatika Sentosa Tbk.

The Company completed an Initial Public Offering and changed its name to PT Dian Swastatika Sentosa Tbk.

2011

PT Golden Energy Mines Tbk, entitas anak tidak langsung, melakukan Penawaran Umum Perdana Saham.

PT Golden Energy Mines Tbk, an indirect subsidiary, completed an Initial Public Offering.

2015

Transaksi *reverse take-over* Golden Energy and Resources Limited, entitas anak langsung.

Reverse takeover transaction of Golden Energy and Resources Limited, a direct subsidiary.

Peluncuran merek MyRepublic.

The launch of MyRepublic brand.

2016

IPP PLTU Sumsel-5 beroperasi secara komersial.

IPP PLTU Sumsel-5 started its commercial operation.

2019

IPP PLTU Kendari-3 beroperasi secara komersial.

IPP PLTU Kendari-3 started its commercial operation.

2020

Perseroan menjalin kemitraan strategis dengan Datang Overseas (Hong Kong) Energy Investment Co., Limited melalui pengalihan 75% saham PT Datang DSSP Power Indonesia.

The Company established a strategic partnership with Datang Overseas (Hong Kong) Energy Investment Co., Limited through the divestment of 75% shares of PT Datang DSSP Power Indonesia.

IPP PLTU Kalteng-1 beroperasi secara komersial.

IPP PLTU Kalteng-1 started its commercial operation.

2021

Stanmore Resources Limited, entitas anak tidak langsung, menandatangani perjanjian jual beli saham dengan BHP Minerals Pty Ltd sehubungan dengan rencana pengambilalihan seluruh saham Dampier Coal (Queensland) Pty Ltd (selaku pemilik 80% saham BHP Mitsui Coal Pty Ltd) oleh Stanmore SMC Holdings Pty Ltd, entitas anak tidak langsung.

Stanmore Resources Limited, an indirect subsidiary, entered into a share sale and purchase agreement with BHP Minerals Pty Ltd in relation to the proposed acquisition of all shares of Dampier Coal (Queensland) Pty Ltd (being the owner of 80% shares of BHP Mitsui Coal Pty Ltd) by Stanmore SMC Holdings Pty Ltd, an indirect subsidiary.

2022

PT DSST Dana Gemilang, entitas anak tidak langsung, melakukan investasi dan menjadi salah satu pemegang saham pada PT Elang Andalan Nusantara, sebuah perusahaan yang mengoperasikan platform dompet elektronik "DANA".

PT DSST Dana Gemilang, an indirect subsidiary, invested and became one of the shareholders in PT Elang Andalan Nusantara, a company that operates an e-wallet platform called "DANA"

Visi, Misi, Nilai-Nilai Keberlanjutan, dan Budaya Perusahaan

Vision, Mission, Sustainability Values, and Corporate Culture of the Company

Dewan Komisaris dan Direksi menelaah secara berkala visi, misi, strategi, dan sistem pengendalian internal dan manajemen risiko Perseroan, untuk memastikan bahwa visi, misi, strategi, dan sistem pengendalian internal dan manajemen risiko tersebut tetap konsisten dengan tujuan jangka panjang dan nilai-nilai keberlanjutan Perseroan.

The Board of Commissioners and the Board of Directors regularly review the Company's vision, mission, strategy, and internal control and risk management systems, to ensure that such vision, mission, strategy, and internal control and risk management systems remain consistent with the Company's long-term goals and sustainability values.

VISI
Vision

Menjadi perusahaan terkemuka di bidang energi dan infrastruktur di Indonesia

To become a leading energy and infrastructure company in Indonesia

MISI
Mission

Menciptakan pertumbuhan usaha yang berkesinambungan dengan memberikan solusi terbaik bagi pelanggan

To create sustainable business growth by providing the right solutions for our customers

Nilai-Nilai Keberlanjutan
Sustainability Values

Integritas
Integrity

Bertindak sesuai ucapan atau janji sehingga dapat menumbuhkan kepercayaan pihak lain

Putting statements or promises into actions so that one can earn the trust of others

Komitmen
Commitment

Melaksanakan pekerjaan dengan sepenuh hati untuk mencapai hasil terbaik

Carrying out work wholeheartedly in order to achieve the best result

Inovasi
Innovation

Memunculkan gagasan baru yang dapat meningkatkan produktivitas dan pertumbuhan Perseroan

Generating new ideas that can increase the productivity and growth of the Company

Sikap Positif
Positive Attitude

Menampilkan perilaku yang mendukung terciptanya lingkungan kerja yang saling menghargai dan kondusif

Demonstrating encouraging behaviour towards the creation of a mutually appreciative and conducive working environment

Perbaikan Berkelanjutan
Continuous Improvement

Meningkatkan kemampuan diri, unit kerja, dan organisasi secara terus-menerus tanpa batas untuk mencapai hasil terbaik

Enhancing continuously the capability of oneself, working unit, and organization to achieve the best result

Loyalitas
Loyalty

Menumbuhkembangkan semangat untuk mengerti, memahami, dan melaksanakan nilai-nilai Perseroan sebagai bagian dari keluarga besar Sinarmas

Cultivating the spirit of knowing, understanding, and implementing the Company's core values as a part of Sinarmas big family

Perseroan mengembangkan nilai-nilai keberlanjutan Perseroan menjadi Kode Etik, Budaya Perusahaan, serta Kebijakan dan Peraturan Perusahaan sebagai panduan bagi anggota Dewan Komisaris, anggota Direksi, dan karyawan Perseroan dan entitas anak.

Kode Etik dan Budaya Perusahaan disahkan pada tahun 2015 dan telah disosialisasikan kepada seluruh insan Perseroan melalui program orientasi, pemasangan poster di area kerja, serta publikasi pada situs web Perseroan.

The Company expands its sustainability values into Code of Conduct, Corporate Culture, and Company Policies and Regulation to serve as guidance for members of the Board of Commissioners, members of the Board of Directors, and employees of the Company and its subsidiaries.

The Code of Conduct and Corporate Culture were ratified in 2015 and have been socialized to all personnel of the Company through orientation programs, placement of posters in work areas, as well as publication on the Company's website.

Pokok-pokok Kode Etik dan Budaya Perusahaan

Key Points of the Code of Conduct and Corporate Culture

Reputasi Perseroan
Pengurus dan karyawan wajib menjaga nama baik Perseroan dan pimpinan Perseroan

Company's Reputation
Management and employees must protect the image of the company and its leaders

Kepentingan Perseroan
Pengurus dan karyawan wajib mengutamakan kepentingan Perseroan di atas kepentingan pribadi atau kelompok. Dalam menjalankan tanggung jawabnya, pengurus dan karyawan dilarang untuk mencampurkan kepentingan Perseroan dengan kepentingan pribadi atau kelompok.

Company's Interest
Management and employees must prioritize Company's interests above personal or group interests. In conducting their responsibetics management and employees are prohibited to max Company's interests with personal or group interests.

Kejujuran
Honesty

Pengurus dan karyawan wajib bertindak jujur termasuk memberikan dokumen atau data yang akurat dan dapat diper tanggungjawabkan dan tidak diperbolehkan untuk memanipulasi dokumen atau data dengan alasan apapun.
Management and employees must act with honesty including provide accurate and accountable data and documents and it is prohibited to manipulate data or documents for any reason.

Kepatuhan
Compilance

Pengurus dan karyawan bertanggung jawab mematuhi peraturan perundang-undangan, hukum, norma, dan praktik bisnis yang baik dalam menjalankan kegiatan usaha Perseroan.
Management and employees must comply with regulations, laws, norms, and good business practice in running Company's business.

Kerahasiaan
Confidentiality

Pengurus dan karyawan wajib melindungi dan menjaga kerahasiaan data dan informasi mengenal Perseroan dan data dan Informasi tersebut hanya dipergunakan seperlunya untuk menjalankan kegiatan usaha Perseroan.
Management and employees must protect and maintain. Company's confidential data and information and the data and information must be used as necessary to conduct the Company's business.

Benturan Kepentingan
Conflict of Interest

Pengurus dan karyawan dilarang terlibat secara langsung maupun tidak langsung dalam pengambilan keputusan terhadap transaksi atau kebijakan dimana yang bersangkutan memiliki benturan kepentingan.
Management and employees are prohibited to involve either directly or indirectly in decision making of certain transaction(s) or policy(ies) of which they have conflict of interests.

Perdagangan dan Informasi Orang Dalam
Insider Trading and Information

Pengurus dan karyawan dilarang menggunakan Informasi nonpublik mengenai Perseroan untuk kepentingan pribadi atau di luar kepenlingan Persetoan dan Perseroan melarang segala bentuk perdagangan informasi non-publik mengenai Perseroan.
Management and employees are prohibited from using Company's non-public information for personal interests or for non Comparty interests and the Company prohibits any kind of tilling of Company's non-public information.

Penggunaan Aset Perseroan
Use of Company's Asset

Pengurus dan karyawan harus menjaga dan melindungi aset Perseroan, baik fisik dan non-fisik dan hanya menggunakan aset tersebut untuk kepentingan Perseroan.
Management and employees must maintain and keep Company's assets, ether physical or non-physical and those assets must be used solely for the Company's interest.

Profesionalisme
Profesionallism

Pengurus dan karyawan wajib menjalankan tugas dan tanggung jawabnya secara profesional sebagaimana diharapkan.
Management and employees must person their duties and respossibilities professionally as expected.

Kepuasan Pelanggan dan Pihak ketiga
Costumer and Third Party Satisfaction

Pengurus dan karyawan wajib menjaga hubungan baik dengan pelanggan dan pihak-pihak ketiga serta mengupayakan pelayanan yang terbaik.
Management and employees must maintain good relationship with customers and third parties, and also seek to provide the best services.

Non Diskriminasi
Non Discrimination

Pengurus dan karyawan berhak mendapatkan perlakuan non-diskriminatif dalam seluruh aspek hubungan kerja, termasuk kesetaraan gender dalam rekrutmen, penempatan kerja, promosi, mutasi, kompensasi, dan kesempatan untuk mengikuti pelatihan.
Management and employees shall enjoy non-discriminatory treatment in all aspects of employment, including gender equality in recruitment, job placement, promotion, transfer, compensation, and training opportunities.

Sikap Hormat dan Sopan
Respect and Courtesy

Pengurus dan karyawan wajib saling menghormati, berlaku sopan, berpakaian rapi, dan bertindak sesuai dengan norma-norma yang berlaku dan mendukung terciptanya lingkungan kerja yang kondusif.
Management and employees must have mutual respect, act politely, wear proper attire, and act in accordance with applicable norms and support the conducive working environment.

Tindakan Tidak Terpuji
Improper Act

Pengurus dan karyawan dilarang melakukan tindakan tidak terpul seperti penggunaan obat terlarang, penipuan, pelecehan seksual, kekerasan korupsi, atau hal-hal lainnya yang bertentangan dengan peraturan, hukum, dan norma yang berlaku, baik di dalam maupun di luar lingkungan Perseroan.
Management and employees are prohibited to act improperly such as the use of illegal drugs fraud, sexual harassment violence, corruption, or any other things that are againts the regulations, laws, and applicable norms, both within or outside the Company's premise.

Kesehatan dan Keselamatan Kerja
Occupational Health and Safety

Pengurus dan karyawan wajib mentaati dan melaksanakan prinsip-prinsip kesehatan dan keselamatan kerja.
Management and employees must obey and observe occupational health and safety principles.

Lingkungan Hidup dan Masyarakat
Community and Environment

Pengurus dan karyawan wajib menjaga kelestarian lingkungan sekitar serta hubungan baik dengan masyarakat sekitar.
Management and employees must preserve the surrounding environment and communities. must also maintain good relationship with local.

Pengembangan diri
Self Improvement

Pengurus dan karyawan didorong untuk terus meningkatkan kompetensi diri dan mengikuti perkembangan lingkungan eksternal agar dapat memberikan kontribusi yang lebih baik kepada Perseroan.
Management and employees are encouraged to continuously improve self competency and keep updated on external ellars in order to contribute better to the Company.

Terobosan
Breakthrough

Pengurus dan karyawan didorong untuk memberikan usulan atau ide baru untuk dapat mendukung pertumbuhan Perseroan.
Management and employees are encouraged to give new suggestions or ideas to support Company's growth.

Untuk menumbuhkan budaya korporasi yang mendukung pelaksanaan praktik kerja yang bersih dan berhati-hati, Perseroan menerbitkan, membagikan dan mengkomunikasikan kepada karyawan, serta meninjau secara berkala *booklet* Peraturan Perusahaan. [GRI 205-2] [GRI 2-23-f] [GRI 2-24-a]

Perseroan berupaya mengintegrasikan strategi, kegiatan operasi, sistem pengendalian internal, dan manajemen risiko Perseroan dengan Kode Etik dan Budaya Perusahaan. Dengan cara ini, Perseroan berharap agar seluruh insan Perseroan dapat memahami dan berkomitmen dalam menjalankan tanggung jawabnya masing-masing untuk berperilaku positif sesuai dengan Kode Etik dan Budaya Perusahaan. [GRI 2-24-a]

To foster a corporate culture that supports the implementation of corrupt-free and prudent work practices, the Company publishes, distributes and communicates to its employees, as well as periodically reviews the Company Regulation booklet. [GRI 205-2] [GRI 2-23-f] [GRI 2-24-a]

The Company seeks to integrate its strategies, operations, internal control system, and risk management with the Code of Conduct and Corporate Culture. Thus, the Company expects that all its personnel can understand and be committed to carrying out their responsibilities to act positively in accordance with the Code of Conduct and Corporate Culture. [GRI 2-24-a]

Penilaian atas pelaksanaan dan penegakan Kode Etik dan Budaya Perusahaan dilakukan oleh karyawan dengan jabatan yang lebih tinggi pada saat penilaian kinerja tahunan. Setiap tindakan indisipliner dan penyimpangan terhadap Kode Etik, Budaya Perusahaan, dan Peraturan Perusahaan akan diinvestigasi dan dapat dikenakan sanksi sesuai dengan kebijakan Perseroan, antara lain berupa teguran tertulis, surat peringatan I, II, III, atau pemutusan hubungan kerja.

Evaluation of implementation and enforcement of the Code of Conduct and Corporate Culture is carried out by the higher officials during the annual performance appraisal. Any disciplinary actions and violation of the Code of Conduct, Corporate Culture, and Company Regulation will be investigated and may be subject to sanctions in accordance with the Company's policy, such as written warnings, warning letter I, II, III, or termination of employment.

Selama tahun 2022, Perseroan tidak menerima laporan terkait pelanggaran Kode Etik dan/atau Peraturan Perusahaan Perseroan yang signifikan.

During 2022, the Company did not receive any reports related to significant violations of the Company's Code of Conduct and/or Company Regulations.

Peristiwa Penting, Penghargaan, dan Sertifikat Tahun 2022

Important Events, Awards, and Certificates in 2022



23 Februari / February 2022

Perseroan menyelenggarakan RUPSLB sehubungan dengan pengambilalihan seluruh saham Dampier Coal (Queensland) Pty Ltd (selaku pemilik 80% saham BHP Mitsui Coal Pty Ltd) oleh Stanmore SMC Holdings Pty Ltd.

The Company held an EGM in connection with the acquisition of all shares of Dampier Coal (Queensland) Pty Ltd (being the owner of 80% shares of BHP Mitsui Coal Pty Ltd) by Stanmore SMC Holdings Pty Ltd.



30 Maret / March 2022

GEMS menerima 3 (tiga) penghargaan TOP CSR Awards, yaitu *Top CSR Awards – Star* 5, *Top CSR Golden Throphy*, dan *Top Leader on CSR Commitment* 2022 dari majalah Top Business dan Komite Nasional Kebijakan Governansi.

GEMS received 3 (three) TOP CSR Awards, namely Top CSR Awards – Star 5, Top CSR Golden Trophy, and Top Leader on CSR Commitment 2022 from Top Business magazine and Komite Nasional Kebijakan Governansi.

10 April / April 2022

Fitch Ratings (Fitch) telah merevisi outlook GEMS menjadi POSITIF dari stabil dan mengafirmasi peringkat *Long-Term Foreign-Currency Issuer Default Rating* (IDR) di B+. Pada saat yang sama, Fitch merevisi *outlook* GEMS menjadi POSITIF dari stabil, dan mengafirmasi peringat nasional jangka panjang pada A(idn).

Fitch Ratings (Fitch) had revised the outlook on GEMS to POSITIVE from stable and affirmed the Long-Term Foreign Currency Issuer Default Rating (IDR) at B+. At the same time, Fitch revised the Outlook on GEMS to POSITIVE from stable, and affirmed the national long-term rating at A(idn).



22 April / April 2022

Perseroan mendapatkan penghargaan Transparansi Emisi Korporasi 2022 untuk kategori transparansi perhitungan emisi sektor emiten dengan gelar GOLD, yang diselenggarakan oleh Berita Satu Media Group bekerja sama dengan Majalah Investor dan PT Bumi Global Karbon.

The Company received the 2022 Corporate Emissions Transparency award for the emission calculation transparency issuer sector category with a GOLD title, organized by Berita Satu Media Group in collaboration with Investor Magazine and PT Bumi Global Karbon.



12 Mei / May 2022

Perseroan menyelenggarakan RUPST dan Paparan Publik tahun 2022.

The Company held the AGM and Public Expose for the year 2022.



27 Mei / May 2022

Perseroan menerima 2 (dua) penghargaan governansi korporat dari *Indonesian Institute for Corporate Directorship* (IICD), yaitu penghargaan untuk kategori *Best Overall* dan penghargaan untuk kategori *Top 50 Mid Capitalization Public Listed Company*.

Selain itu, GEMS, entitas anak, juga menerima penghargaan governansi korporat dari IICD untuk kategori *Top 50 Big Capitalization Public Listed Company*.

The Company received 2 (two) corporate governance awards from the Indonesian Institute for Corporate Directorship (IICD), namely an award for the Best Overall category and an award for the Top 50 Mid Capitalization Public Listed Company category.

In addition, GEMS, a subsidiary, also received a corporate governance award from IICD for the Top 50 Big Capitalization Public Listed Company category.



21 Juni / June 2022

PT Eka Mas Republik, entitas anak yang menjalankan kegiatan usaha di bidang penyedia layanan internet dan TV kabel melalui merek dagang "MyRepublic", menerima penghargaan *Marketeers Omni Brand of the Year* 2022 yang diselenggarakan oleh MarkPlus, Inc.

PT Eka Mas Republik, a subsidiary that carries out business activities in the field of internet and cable TV service providers through the brand "MyRepublic", received the Marketeers Omni Brand of the Year 2022 award organized by MarkPlus, Inc.



23 Juni / June 2022

BIB memperoleh beberapa penghargaan CSR & Pembangunan Desa Berkelanjutan *Awards* 2022 yang diselenggarakan oleh Kementerian Desa, Pembangunan Daerah Tertinggal dan Transmigrasi untuk kategori dan program sebagai berikut:

- Kategori 'Gold' untuk Program Kampung Transporter
- Kategori 'Silver BUM Desa' untuk Program Penyediaan Sarana Air Bersih Berbasis Masyarakat dan Program Pembangunan Bumdes *Mart* dan UMKM *Center* sebagai Pusat Penjualan Produksi Industri Kreatif Masyarakat Desa
- Kategori 'Silver CSR 1' untuk Program *Circular Economy* – Pengelolaan Sampah di Lingkar 1 PT Borneo Indobara dan *Program Community Learning Center* sebagai Wadah Edukasi Masyarakat Desa dalam Bidang Pertanian, Peternakan dan Perikanan
- Kategori 'Excellent' untuk Program Peran *Community Development Officer* dalam Pengembangan Masyarakat

BIB received several of the CSR & Sustainable Village Development Awards 2022 organized by the Ministry of Villages, Development of Disadvantaged Regions, and Transmigration for the following categories and programs:

- 'Gold' category for the Kampung Transporter Program
- 'Silver BUM Desa' category for the Community-Based Clean Water Facilities Provision Program and the Bumdes Mart and UMKM Center Development as Maret Centers for Village Community Creative Industry Products Program
- 'Silver CSR 1' category for the Circular Economy Program – Waste Management in Circle 1 of PT Borneo Indobara and the Community Learning Center Program as a Forum for Village Community Education in the Field of Agriculture, Farming, and Fisheries
- 'Excellent' category for the Community Development Officer Role in Community Development Program

31 Juli / July 2022

Perseroan dan GEMS tercatat dalam daftar 100 Top Emiten versi Majalah Investor edisi Juli 2022.

The Company and GEMS were listed in the Top 100 Best Issuers list by Investor Magazine in the July 2022 edition.



1 Agustus / August 2022

GEMS mendapatkan peringkat ke-8 dalam daftar 100 *Indonesia's Best Wealth Generator*, peringkat ke-3 *Relative Wealth Index* 2022 untuk sektor energi, dan masuk ke dalam daftar 10 Pembayar Dividen Terbesar Tahun 2022 versi majalah SWA. GEMS telah tercatat dalam daftar 100 *Market Cap Growth* majalah SWA selama 5 tahun terakhir.

GEMS was ranked 8th in the 100 Indonesia's Best Wealth Generator list, ranked 3rd in the Relative Wealth Index 2022 for the energy sector, and included in the 10 Largest Dividend Payers in 2022 by SWA magazine. GEMS has been listed in SWA magazine's 100 Market Cap Growth list for the past 5 years.

8 Agustus / August 2022

Perseroan masuk dalam daftar Fortune Indonesia 100 yang diterbitkan oleh majalah Fortune edisi Agustus 2022. Peringkat ini diberikan kepada 100 perusahaan terbesar di Indonesia berdasarkan pencapaian pendapatan di tahun 2021. Pada tahun 2022, Perseroan menduduki peringkat ke-29, naik dari posisi ke-35 di tahun sebelumnya.

The Company was listed in the Fortune Indonesia 100 published by Fortune Magazine in the August 2022 edition. This ranking was given to the 100 largest companies in Indonesia based on 2021 revenue achievement. In 2022, the Company was ranked 29th, up from 35th in the previous year.



24 Agustus / August 2022

GEMS menerima penghargaan *Corporate Sustainability* dari Katadata.

GEMS received the Corporate Sustainability award from Katadata.



29 September / September 2022

GEMS meraih 6 (enam) penghargaan dari Kementerian Energi dan Sumber Daya Mineral, yaitu trofi perhargaan untuk Keseluruhan Aspek Penerapan Kaidah Teknik Pertambangan Terbaik, penghargaan ADITAMA untuk kategori Pengelolaan Teknik Pertambangan Batu Bara untuk Kelompok Perusahaan Pertambangan Pemegang Kontrak Karya Tahunan untuk tahun 2021, penghargaan UTAMA untuk kategori Pengelolaan Keselamatan Pertambangan Batu Bara untuk Kelompok Perusahaan Pertambangan Pemegang PKP2B tahun 2021, penghargaan ADITAMA untuk kategori Pengelolaan Lingkungan Pertambangan Batu Bara untuk Kelompok Perusahaan Pertambangan Pemegang PKP2B tahun 2021, penghargaan UTAMA untuk kategori Penerapan Konservasi Mineral dan Batu Bara bagi Kelompok Perusahaan Pertambangan Pemegang PKP2B tahun 2021, dan penghargaan UTAMA untuk kategori Standardisasi dan Usaha Jasa Pertambangan Mineral dan Batu Bara bagi Kelompok Perusahaan Pertambangan Pemegang PKP2B tahun 2021.

GEMS received 6 (six) awards from the Ministry of Energy and Mineral Resources, namely trophy award for the Best Overall Aspects of Good Mining Practice, ADITAMA Award for Coal Mining Engineering Management for Mining Companies Group who is Holder of Contract Coal of Work (CcoW) of year 2021, UTAMA Award for Coal Mining Safety Management Category for Mining Company Group who is a holder of CcoW 2021, ADITAMA Award for Coal Mining Environmental Management Category for Mining Company Group who is a holder of CcoW 2021, UTAMA Award for Implementation of Mineral and Coal Conservation Category for Mining Company Group who is a holder of CcoW 2021, and UTAMA Award for Standardization and Business of Mineral and Coal Mining Services Category for Mining Company Group who is a holder of CcoW 2021.

Penghargaan ADITAMA (bersimbol emas) merupakan penghargaan dengan peringkat tertinggi, dilanjutkan dengan penghargaan UTAMA (bersimbol perak), dan penghargaan PRATAMA (bersimbol perunggu).

The ADITAMA award (symbol of gold) is the highest-ranking award, followed by the UTAMA award (symbol of silver), and the PRATAMA award (symbol of bronze).



4 Oktober / October 2022

BIB menerima penghargaan Subroto 2022 untuk bidang Program Pengembangan dan Pemberdayaan Masyarakat Terinovatif dari ESDM.

BIB received the Subroto 2022 award for the Most Innovative Community Development and Empowerment Program from ESDM.



6 Oktober / October 2022

Perseroan menyelenggarakan RUPSLB sehubungan dengan perubahan susunan pengurus Perseroan.

The Company held an EGM in connection with the changes in the composition of the Company's management.



10 November / November 2022

Perseroan dan GEMS terpilih sebagai 50 *Best of the Best Companies* 2022 versi Majalah Forbes Indonesia. GEMS telah menerima pengakuan ini selama 2 (dua) tahun berturut-turut, di mana GEMS berada di peringkat ke-3 untuk tahun 2022.

The Company and GEMS were selected as the 50 Best of the Best Companies 2022 by Forbes Indonesia Magazine. GEMS has received this recognition for 2 (two) consecutive years, and is ranked 3rd in 2022.



2021

BIB menerima penghargaan PROPER peringkat "Hijau" Program Penilaian Peringkat Kinerja Perusahaan dalam Pengelolaan Lingkungan Hidup untuk periode 2021-2022.

BIB received the PROPER award for the "Green" rating of the Company's Performance Rating Program in Environmental Management for the period 2021-2022.



2022

GEMS menerima sertifikat penghargaan *Green Leadership* Inspiratif dari Kementerian Lingkungan Hidup dan Kehutanan untuk periode tahun 2022.

GEMS received the Green Leadership Inspirational award certificate from the Ministry of Environment and Forestry for the period 2022.

Struktur Organisasi Perseroan [GRI 2-3-d] [GRI 2-5-a] [GRI 2-9-a] [GRI-2-9-b] [GRI-2-13-a] [GRI 2-26]

Organizational Structure of the Company

Struktur organisasi Perseroan per 31 Desember 2022 adalah sebagai berikut:

The organizational structure of the Company as of December 31, 2022, was as follows:

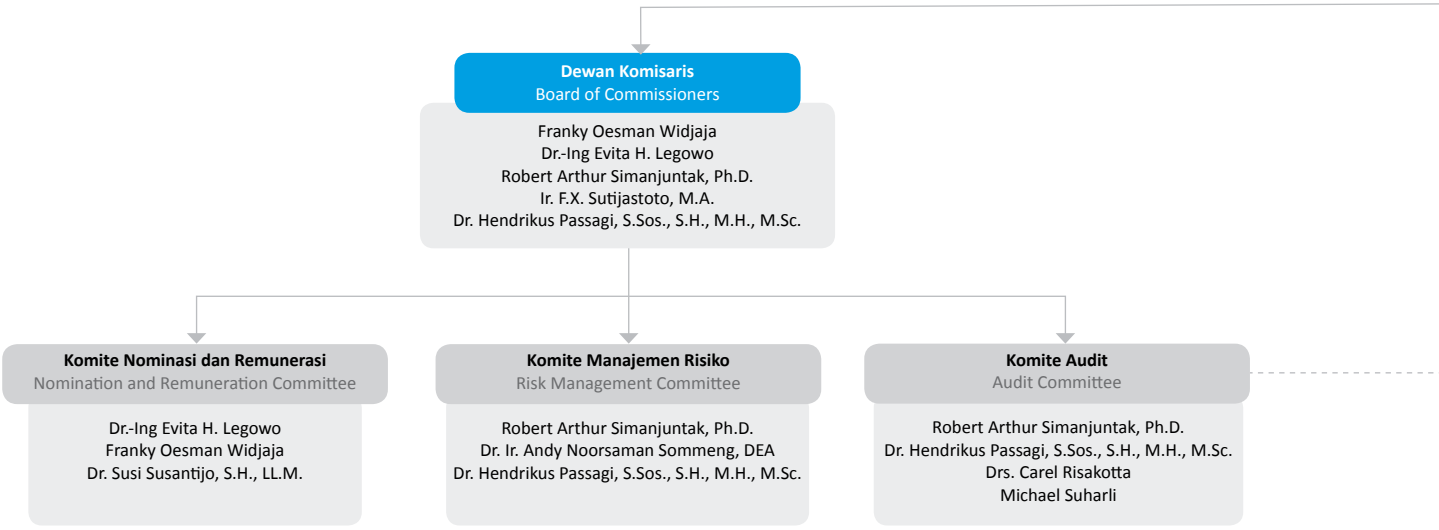

Keterangan/Notes:
[1] Ibu Mona Angelique Susanto ditunjuk sebagai Kepala Unit Audit Internal menggantikan Ibu Citra Dirawati Pohan berdasarkan Keputusan Sirkuler Direksi tanggal 16 Desember 2022.
[2] Ibu Mona Angelique Susanto ditunjuk sebagai pejabat pengganti sementara Kepala Unit Manajemen Risiko menggantikan Ibu Citra Dirawati Pohan berdasarkan Keputusan Sirkuler Direksi tanggal 16 Desember 2022.

[1] Ms. Mona Angelique Susanto was appointed as Head of the Internal Audit Unit to replace Mrs. Citra Dirawati Pohan based on the Circular Resolution of the Board of Directors dated December 16, 2022.
[2] Ms. Mona Angelique Susanto was appointed as acting Head of the Risk Management Unit to replace Mrs. Citra Dirawati Pohan based on the Circular Resolution of the Board of Directors dated December 10, 2022.

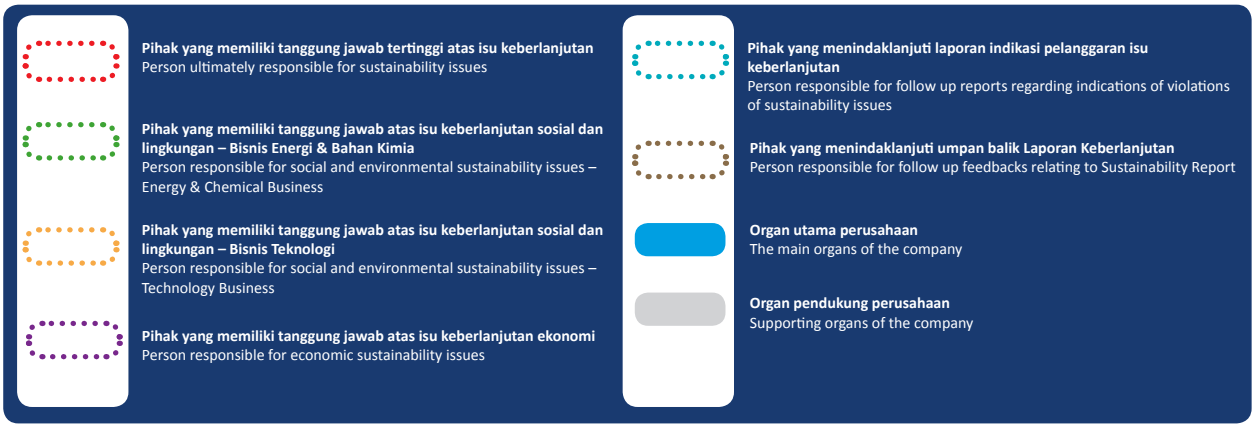

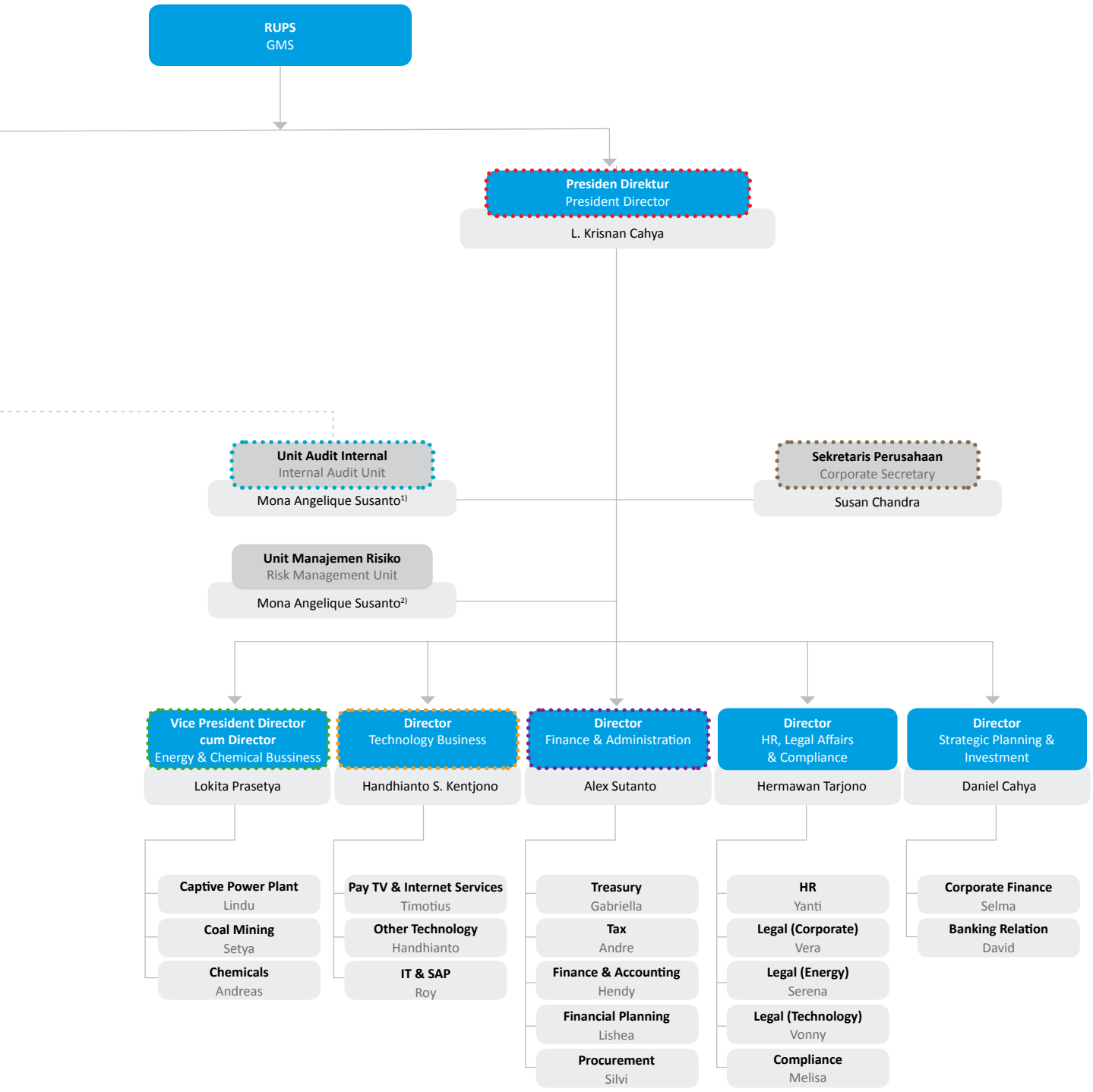
RUPS
GMS
Presiden Direktur
President Director
L. Krisnan Cahya
Unit Audit Internal
Internal Audit Unit
Mona Angelique Susanto[1)]
Sekretaris Perusahaan
Corporate Secretary
Susan Chandra
Unit Manajemen Risiko
Risk Management Unit
Mona Angelique Susanto[2)]
Vice President Director cum Director
Energy & Chemical Bussiness
Lokita Prasetya
Director
Technology Business
Handhianto S. Kentjono
Director
Finance & Administration
Alex Sutanto
Director
HR, Legal Affairs & Compliance
Hermawan Tarjono
Director
Strategic Planning & Investment
Daniel Cahya
Captive Power Plant
Lindu
Coal Mining
Setya
Chemicals
Andreas
Pay TV & Internet Services
Timotius
Other Technology
Handhianto
IT & SAP
Roy
Treasury
Gabriella
Tax
Andre
Finance & Accounting
Hendy
Financial Planning
Lishea
Procurement
Silvi
HR
Yanti
Legal (Corporate)
Vera
Legal (Energy)
Serena
Legal (Technology)
Vonny
Compliance
Melisa
Corporate Finance
Selma
Banking Relation
David

Profil Dewan Komisaris [GRI-2-9-b]

Profile of the Board of Commissioners

Pada tahun 2022, Perseroan menerima permohonan pengunduran diri dari Bapak Indra Widjaja selaku Wakil Presiden Komisaris Perseroan. Sehubungan dengan hal tersebut dan dengan mempertimbangkan rekomendasi dari Dewan Komisaris, Perseroan telah mengusulkan kepada dan mendapatkan persetujuan dari para pemegang saham untuk mengubah dan memperkuat susunan anggota Dewan Komisaris.

In 2022, the Company received the resignation letter of Mr. Indra Widjaja as the Vice President Commissioner of the Company. In connection with such resignation and by considering the recommendations from the Board of Commissioners, the Company has proposed to and obtained approval from the shareholders to change and strengthen the composition of the members of the Board of Commissioners.

Perseroan mengambil kebijakan untuk mempertahankan jumlah anggota Dewan Komisaris Perseroan sebanyak 5 (lima) orang, di mana 4 (empat) orang di antaranya (80% dari jumlah seluruh anggota Dewan Komisaris) adalah Komisaris Independen. Hal ini dilakukan untuk menjaga independensi pengawasan atas pengelolaan Perseroan, mempertimbangkan bahwa Dewan Komisaris Perseroan tidak dipimpin oleh seorang Komisaris Independen.

The Company decided to maintain the number of its members of the Board of Commissioners as many as 5 (five) persons, of which 4 (four) of them (80% of the total number of members of the Board of Commissioners) are Independent Commissioners. This decision was made in order to maintain the independence of supervision over the management of the Company, considering that the Board of Commissioners of the Company is not chaired by an Independent Commissioner.

Susunan Dewan Komisaris Perseroan adalah sebagai berikut:

The composition of the Board of Commissioners of the Company was as follows:

Jabatan Job Title	Sebelum RUPSLB 6 Oktober 2022 Pre-EGM October 6, 2022	Setelah RUPSLB 6 Oktober 2022 Post-EGM October 6, 2022
Presiden Komisaris President Commissioner	Franky Oesman Widjaja	Franky Oesman Widjaja
Wakil Presiden Komisaris Vice President Commissioner	Indra Widjaja	-
Komisaris Independen Independent Commissioner	Dr.-Ing. Evita Herawati Legowo	Dr.-Ing. Evita Herawati Legowo
Komisaris Independen Independent Commissioner	Robert Arthur Simanjuntak, Ph.D.	Robert Arthur Simanjuntak, Ph.D.
Komisaris Independen Independent Commissioner	Dr. Ir. Andy Noorsaman Sommeng, DEA	Ir. F.X. Sutijastoto, M.A.
Komisaris Independen Independent Commissioner	-	Dr. Hendrikus Passagi, S.Sos., S.H., M.H., M.Sc.



FRANKY OESMAN WIDJAJA

Presiden Komisaris / President Commissioner

Kewarganegaraan Citizenship	**: Indonesia**
Domisili Domicile	**: Jakarta**
Usia Age	**: 65 tahun /** years old



Riwayat Pendidikan
Educational Background

Gelar Sarjana Bisnis dari Aoyama Gakuin University (1979)

Bachelor's Degree in Commerce from Aoyama Gakuin University (1979)

Dasar Hukum Penunjukan
Legal Basis of Appointment

Beliau pertama kali diangkat sebagai Presiden Komisaris Perseroan berdasarkan keputusan RUPST Perseroan tanggal 31 Mei 2011 dan diangkat kembali sebagai Presiden Komisaris Perseroan berdasarkan keputusan RUPST Perseroan pada tanggal 18 Juni 2014 dan 18 Juni 2019. Beliau juga menjabat sebagai anggota Komite Nominasi dan Remunerasi Perseroan sesuai dengan keputusan sirkuler Dewan Komisaris tanggal 18 Juni 2019. Masa tugas sebagai anggota Komite Nominasi dan Remunerasi adalah sesuai dengan masa jabatan Dewan Komisaris Perseroan.

He was first appointed as the President Commissioner of the Company based on the resolution of the Company's AGM held on May 31, 2011, and was reappointed as the President Commissioner of the Company based on the resolution of the Company's AGM held on June 18, 2014, and June 18, 2019. He also serves as a member of the Nomination and Remuneration Committee of the Company based on the circular resolution of the Board of Commissioners dated June 18, 2019. The period of duty as a member of the Nomination and Remuneration Committee is in accordance with the term of office of the Board of Commissioners of the Company.

Rangkap Jabatan
Concurrent Position

Rangkap jabatan yang dimiliki oleh Bapak Franky Oesman Widjaja sudah memenuhi ketentuan POJK No. 33/POJK.04/2014 tentang Direksi dan Dewan Komisaris Emiten atau Perusahaan Publik. Informasi mengenai rangkap jabatan Bapak Franky Oesman Widjaja dapat dilihat pada bagian Governansi Korporat, sub-bagian Dewan Komisaris.

The concurrent positions held by Mr. Franky Oesman Widjaja have complied with the provision of POJK No. 33/POJK.04/2014 concerning the Board of Directors and the Board of Commissioners of Public Companies. Information regarding the concurrent positions of Mr. Franky Oesman Widjaja can be seen in the Corporate Governance section, Board of Commissioners sub-section.

Hubungan Afiliasi [GRI 2-15-a]
Affiliate Relationship [GRI 2-15-a]

Beliau mempunyai hubungan afiliasi dengan Pemegang Saham Pengendali dan Pemegang Saham Utama[1)] Perseroan.

He is affiliated with the Controlling Shareholders and Main Shareholders[1)] of the Company.

Kepemilikan Saham Perseroan [GRI 2-15-a]
Share Ownership in the Company [GRI 2-15-a]

Kepemilikan tidak langsung melalui PT Sinar Mas Tunggal.
Indirect ownership through PT Sinar Mas Tunggal.

Pengalaman Kerja (antara lain)
Work Experience (among others)

- Anggota Komite Nominasi dan Remunerasi PT SMART Tbk (sejak 2015)
- Komisaris Utama PT SMART Tbk (sejak 2003)
- Komisaris Utama PT Plaza Indonesia Realty Tbk (sejak 2001)
- Chairman (sejak 2000) dan Chief Executive Officer (sejak 1996) Golden Agri-Resources Ltd.
- Member of Nomination and Remuneration Committee of PT SMART Tbk (since 2015)
- President Commissioner of PT SMART Tbk (since 2003)
- President Commissioner of PT Plaza Indonesia Realty Tbk (since 2001)
- Chairman (since 2000) and Chief Executive Officer (since 1996) of Golden Agri-Resources Ltd.

Keanggotaan (antara lain)
Membership (among others)

- Co-Chairman Partnership for Indonesia Sustainable Agriculture (PISAgro)
- Koordinator Wakil Ketua Umum II Bidang Perekonomian, Kamar Dagang dan Industri Indonesia (KADIN)
- Anggota Dewan Pembina Gabungan Pengusaha Kelapa Sawit Indonesia (GAPKI)
- Anggota Dewan Pengarah Gabungan Pengusaha Makanan Minuman Seluruh Indonesia (GAPMMI)
- Anggota Dewan Pertimbangan Asosiasi Pengusaha Indonesia (APINDO)
- Ketua Dewan Pembina Yayasan Prasetiya Mulya
- Co-Chairman of Partnership for Indonesia Sustainable Agriculture (PISAgro)
- Coordinator Vice Chairman II for Economic Affairs, Indonesian Chamber of Commerce and Industry (KADIN)
- Member of the Advisory Board of the Indonesian Palm Oil Association (GAPKI)
- Member of the Advisory Board of the Indonesian Food and Beverage Entrepreneurs Association (GAPMMI)
- Member of the Advisory Council of the Indonesian Employers' Association (APINDO)
- Chairman of the Board of Trustees of Prasetiya Mulya Foundation

Keterangan/Notes:
1) Pemegang Saham Utama Perseroan adalah PT Sinar Mas Tunggal
1) The Company's Main Shareholders is PT Sinar Mas Tunggal

DR.-ING. EVITA HERAWATI LEGOWO

Komisaris Independen / Independent Commissioner

Kewarganegaraan : **Indonesia**
Citizenship
Domisili : **Tangerang**
Domicile
Usia : **72 tahun /** years old
Age



Riwayat Pendidikan
Educational Background

- Gelar Sarjana Kimia dari Institut Teknologi Bandung (1974)
- Gelar Doktor.-Ing bidang Kimia Perminyakan dari Technische Universitaet Clausthal Jerman (1991)
- Bachelor's Degree in Chemistry from Institut Teknologi Bandung (1974)
- Doctoral Degree in Petroleum Chemistry from the Technische Universitaet Clausthal Germany (1991)

Dasar Hukum Penunjukan
Legal Basis of Appointment

Beliau pertama kali diangkat sebagai Komisaris Independen Perseroan berdasarkan keputusan RUPST Perseroan tanggal 16 Mei 2013 dan diangkat kembali sebagai Komisaris Independen berdasarkan keputusan RUPST Perseroan tanggal 18 Juni 2014 dan 18 Juni 2019. Beliau telah memberikan pernyataan independensi kembali pada tanggal 27 Januari 2022. Beliau juga menjabat sebagai Ketua Komite Nominasi dan Remunerasi Perseroan sesuai dengan keputusan sirkuler Dewan Komisaris tanggal 18 Juni 2019. Masa tugas sebagai Ketua Komite Nominasi dan Remunerasi adalah sesuai dengan masa jabatan Dewan Komisaris Perseroan.

She was first appointed as Independent Commissioner of the Company based on the resolution of the Company's AGM held on May 16, 2013, and was reappointed as Independent Commissioner based on the resolution of the Company's AGM held on June 18, 2014, and June 18, 2019. She redeclared her independency on January 27, 2022. She also serves as Chairperson of the Nomination and Remuneration Committee of the Company based on the circular resolution of the Board of Commissioners dated June 18, 2019. The period of duty as a Chairperson of the Nomination and Remuneration Committee is in accordance with the term of office of the Board of Commissioners of the Company.

Rangkap Jabatan
Concurrent Position

Beliau tidak memiliki rangkap jabatan di emiten atau perusahaan publik lainnya.

She does not have any concurrent position in other issuer or public company.

Hubungan Afiliasi
Affiliate Relationship

Beliau tidak mempunyai hubungan afiliasi dengan anggota Dewan Komisaris, anggota Direksi, Pemegang Saham Pengendali, maupun Pemegang Saham Utama Perseroan.

She is not affiliated with any member of the Board of Commissioners, any member of the Board of Directors, any of the Controlling Shareholders, or any of the Main Shareholders of the Company.

Pengalaman Kerja
Work Experience

- Ketua Dewan Pengawas Badan Pengelola Dana Perkebunan Kelapa Sawit (sejak November 2020)
- Dosen di Swiss German University (sejak Juni 2013)
- Presiden Komisaris di PT Kaltim Methanol Industri (2013-2022)
- Komisaris PT Pertamina (Persero) (Mei 2010 - April 2013)
- Direktur Jenderal Minyak dan Gas Bumi Kementerian Energi dan Sumber Daya Mineral (2008-2012)
- Staf Ahli Menteri Energi dan Sumber Daya Mineral (2006-2008)
- Kepala Pusat Penelitian dan Pengembangan Teknologi Minyak dan Gas Bumi Lemigas (2002-2006)
- Kepala Pusat Penelitian dan Pengembangan Teknologi Energi dan Ketenagalistrikan (2001-2002)
- Berkarir di Lemigas (1974-2001)
- Chairperson of the Supervisory Board of the Palm Oil Plantation Fund Management Agency (since November 2020)
- Lecturer in Swiss German University (since June 2013)
- President Commissioner of PT Kaltim Methanol Industri (2013-2022)
- Commissioner of PT Pertamina (Persero) (May 2010 – April 2013)
- Director General of Oil and Gas of the Ministry of Energy and Mineral Resources (2008-2012)
- Assistant to the Minister of Energy and Mineral Resources (2006-2008)
- Head of Research and Development Center for Oil and Gas of Lemigas (2002-2006)
- Head of Research and Development Center for Energy and Electricity (2001-2002)
- Worked at Lemigas (1974-2001)

Kepemilikan Saham Perseroan
Share Ownership in the Company

Beliau tidak memiliki saham Perseroan.
She does not own any shares of the Company.

ROBERT ARTHUR SIMANJUNTAK, PH.D.

Komisaris Independen / Independent Commissioner

Kewarganegaraan Citizenship	**: Indonesia**
Domisili Domicile	**: Jakarta**
Usia Age	**: 61 tahun /** years old



Riwayat Pendidikan
Educational Background

- Gelar Sarjana Ekonomi dari Universitas Indonesia (1986)
- Gelar Master Ekonomi dari University of Birmingham (1988)
- Gelar Doktor Ekonomi dari University of Birmingham (1998)

- Bachelor's Degree in Economics from Universitas Indonesia (1986)
- Master's Degree in Economics from the University of Birmingham (1988)
- Doctoral Degree in Economics from the University of Birmingham (1998)

Dasar Hukum Penunjukan
Legal Basis of Appointment

Beliau pertama kali diangkat sebagai Komisaris Independen Perseroan berdasarkan keputusan RUPST Perseroan tanggal 18 Juni 2019. Beliau telah memberikan pernyataan independensi kembali pada tanggal 27 Januari 2022. Beliau juga menjabat sebagai Ketua Komite Audit Perseroan sesuai dengan keputusan sirkuler Dewan Komisaris Perseroan tanggal 18 Juni 2019 dan Ketua Komite Manajemen Risiko Perseroan sesuai dengan keputusan sirkuler Dewan Komisaris Perseroan tanggal 6 Oktober 2022. Masa tugas sebagai Ketua Komite Audit dan Ketua Komite Manajemen Risiko adalah sesuai dengan masa jabatan Dewan Komisaris Perseroan.

He was first appointed as Independent Commissioner of the Company based on the resolution of the Company's AGM held on June 18, 2019. He redeclared his independency on January 27, 2022. He also serves as Chairperson of the Audit Committee of the Company based on the circular resolution of the Board of Commissioners of the Company dated June 18, 2019, and as Chairperson of the Risk Management Committee of the Company based on circular resolution of the Board of Commissioners of the Company dated October 6, 2022. The period of duty as the Chairperson of the Audit Committee and the Chairperson of the Risk Management Committee is in accordance with the term of office of the Board of Commissioners of the Company.

Rangkap Jabatan
Concurrent Position

Rangkap jabatan yang dimiliki oleh Bapak Robert Arthur Simanjuntak, Ph.D. sudah memenuhi ketentuan POJK No. 33/POJK.04/2014 tentang Direksi dan Dewan Komisaris Emiten atau Perusahaan Publik. Informasi mengenai rangkap jabatan Bapak Robert Arthur Simanjuntak, Ph.D. dapat dilihat pada bagian Governansi Korporat, sub-bagian Dewan Komisaris.

The concurrent positions held by Mr. Robert Arthur Simanjuntak, Ph.D. have complied with the provision of POJK No. 33/POJK.04/2014 concerning the Board of Directors and the Board of Commissioners of Public Companies. Information regarding the concurrent positions of Mr. Robert Arthur Simanjuntak, Ph.D. can be seen in the Corporate Governance section, Board of Commissioners sub-section.

Hubungan Afiliasi
Affiliate Relationship

Beliau tidak mempunyai hubungan afiliasi dengan anggota Dewan Komisaris, anggota Direksi, Pemegang Saham Pengendali, maupun Pemegang Saham Utama Perseroan.

He is not affiliated with any member of the Board of Commissioners, any member of the Board of Directors, any of the Controlling Shareholders, or any of the Main Shareholders of the Company.

Pengalaman Kerja
Work Experience

- Anggota Komite Audit PT SMART Tbk (sejak 2021)
- Anggota Komite Audit PT Bank Sinarmas Tbk (sejak 2021)
- Staf Khusus Kementerian Riset dan Teknologi/BRIN Bidang Ekonomi Inovasi (2019-April 2021)
- Pihak Independen PT Prudential Indonesia (sejak 2016)
- Wakil Ketua Dewan Pembina Komite Pemantauan Pelaksanaan Otonomi Daerah (sejak 2009)
- Guru Besar Ilmu Ekonomi Keuangan Negara, Fakultas Ekonomi dan Bisnis, Universitas Indonesia (sejak 2008)
- Staf Khusus Menteri Keuangan Bidang Perumusan Kebijakan Fiskal (2013-2019)
- Komisaris PT Aneka Tambang Tbk (2014-2019)
- Komisaris PT Perkebunan Nusantara VII (2013-2014)
- Ketua Tim Asistensi Menteri Keuangan Bidang Desentralisasi Fiskal (2009-2014)
- Komisaris Independen PT Asuransi Tugu Pratama Indonesia Tbk (2010-2012)
- Ketua Departemen Ilmu Ekonomi, Fakultas Ekonomi dan Bisnis, Universitas Indonesia (2005-2009)
- Direktur Program Magister Perencanaan dan Kebijakan Publik, Fakultas Ekonomi dan Bisnis, Universitas Indonesia (1999-2005)
- Tenaga Ahli Panitia Anggaran DPR-RI (2003-2004)

- Member of Audit Committee of PT SMART Tbk (since 2021)
- Member of Audit Committee of PT Bank Sinarmas Tbk (since 2021)
- Advisor to the Minister of Research and Technology/BRIN for Economic Innovation (2019-April 2021)
- Independent Party, PT Prudential Indonesia (since 2016)
- Vice Chairman of the Board of Trustees, Monitoring Committee for the Implementation of Regional Autonomy (since 2009)
- Professor of Public Finance, Faculty of Economics and Business, Universitas Indonesia (since 2008)
- Advisor to the Minister of Finance for Formulation of Fiscal Policy (2013-2019)
- Commissioner of PT Aneka Tambang Tbk (2014-2019)
- Commissioner of PT Perkebunan Nusantara VII (2013-2014)
- Chairman of the Ministry of Finance Assistance Team for Fiscal Decentralization (2009-2014)
- Independent Commissioner of PT Asuransi Tugu Pratama Indonesia Tbk (2010-2012)
- Chairman of Economics Department, Faculty of Economics and Business, Universitas Indonesia (2005-2009)
- Director of the Master of Public Planning and Policy Program, Faculty of Economics and Business, Universitas Indonesia (1999-2005)
- Expert Staff of the Budget Committee of the House of Representatives (2003-2004)

Kepemilikan Saham Perseroan
Share Ownership in the Company

Beliau tidak memiliki saham Perseroan.
He does not own any shares of the Company.

IR. F.X. SUTIJASTOTO, M.A.

Komisaris Independen / Independent Commissioner

Kewarganegaraan : **Indonesia**
Citizenship
Domisili : **Jakarta**
Domicile
Usia : **63 tahun /** years old
Age



Riwayat Pendidikan
Educational Background

- Gelar Sarjana Statistika dari Institut Pertanian Bogor (1984)
- Gelar Master of Arts bidang Ekonomi Energi dan Lingkungan dari University of Toronto (1993)
- Bachelor's Degree in Statistics from Institut Pertanian Bogor (1984)
- Master of Arts Degree in Energy and Environmental Economics from the University of Toronto (1993)

Dasar Hukum Penunjukan
Legal Basis of Appointment

Beliau pertama kali diangkat sebagai Komisaris Independen Perseroan berdasarkan keputusan para pemegang saham Perseroan pada RUPSLB Perseroan tanggal 6 Oktober 2022. Beliau telah memberikan pernyataan independensi pada tanggal 6 Oktober 2022.

He was first appointed as Independent Commissioner of the Company based on the resolution of the Company's shareholders at the Company's EGM held on October 6, 2022. He declared his independency on October 6, 2022.

Rangkap Jabatan
Concurrent Position

Rangkap jabatan yang dimiliki oleh Bapak Ir. F.X. Sutijastoto, M.A. sudah memenuhi ketentuan POJK No. 33/POJK.04/2014 tentang Direksi dan Dewan Komisaris Emiten atau Perusahaan Publik. Informasi mengenai rangkap jabatan Bapak Ir. F.X. Sutijastoto, M.A. dapat dilihat pada bagian Governansi Korporat, sub-bagian Dewan Komisaris.

The concurrent positions held by Mr. Ir. F.X. Sutijastoto, M.A. have complied with the provision of POJK No. 33/POJK.04/2014 concerning the Board of Directors and the Board of Commissioners of Public Companies. Information regarding the concurrent positions of Mr. Ir. F.X. Sutijastoto, M.A. can be seen in the Corporate Governance section, Board of Commissioners sub-section.

Hubungan Afiliasi
Affiliate Relationship

Beliau tidak mempunyai hubungan afiliasi dengan anggota Dewan Komisaris, anggota Direksi, Pemegang Saham Pengendali, maupun Pemegang Saham Utama Perseroan.

He is not affiliated with any member of the Board of Commissioners, any member of the Board of Directors, any of the Controlling Shareholders, or any of the Main Shareholders of the Company.

Pengalaman Kerja
Work Experience

- Komisaris Utama merangkap Komisaris Independen, PT Aneka Tambang Tbk (sejak 2021)
- Komisaris PT Energi Mitra Investama (sejak 2021)
- Komisaris PT Indonesia Power (2020-2021)
- Komisaris Utama PT Indonesia Power (2019-2020)
- Komisaris PT Pertamina Geothermal Indonesia (2019)
- Direktur Jenderal Energi Baru, Terbarukan, dan Konservasi Energi Kementerian Energi dan Sumber Daya Mineral (2019-2020)
- Kepala Badan Penelitian dan Pengembangan ESDM Kementerian Energi dan Sumber Daya Mineral (2013-2019)
- President Commissioner and Independent Commissioner of PT Aneka Tambang Tbk (since 2021)
- Commissioner of PT Energi Mitra Investama (since 2021)
- Commissioner of PT Indonesia Power (2020-2021)
- President Commissioner of PT Indonesia Power (2019-2020)
- Commissioner of PT Pertamina Geothermal Indonesia (2019)
- Director General of New, Renewable Energy, and Energy Conservation of the Ministry of Energy and Mineral Resources (2019-2020)
- Head of Energy and Mineral Resources Research and Development Agency of the Ministry of Energy and Mineral Resources (2013-2019)

Kepemilikan Saham Perseroan
Share Ownership in the Company

Beliau tidak memiliki saham Perseroan.
He does not own any shares of the Company.

DR. HENDRIKUS PASSAGI, S.SOS., S.H, M.H., M.SC.

Komisaris Independen / Independent Commissioner

Kewarganegaraan : **Indonesia**
Citizenship
Domisili : **Tangerang**
Domicile
Usia : **58 tahun /** years old
Age



Riwayat Pendidikan
Educational Background

- Gelar Sarjana Ilmu Administrasi Negara dari STIA Lembaga Administrasi Negara (1994)
- Non-Degree in Economics dari Economics Institute (1997)
- Gelar Master of Science bidang Finance dari University of Illinois (1999)
- Gelar Doktor Ilmu Keuangan dan Perbankan dari Universitas Indonesia (2011)
- Gelar Sarjana Ilmu Hukum dari Universitas Kristen Indonesia (2019)
- Gelar Magister Hukum dari Universitas Pelita Harapan (2023)

- Bachelor's Degree in State Administration from STIA Lembaga Administrasi Negara (1994)
- Non-Degree in Economics from the Economics Institute (1997)
- Master of Science Degree in Finance from the University of Illinois (1999)
- Doctoral Degree in Finance and Banking from Universitas Indonesia (2011)
- Bachelor's Degree of Law from Universitas Kristen Indonesia (2019)
- Master of Law Degree from Universitas Pelita Harapan (2023)

Dasar Hukum Penunjukan
Legal Basis of Appointment

Beliau pertama kali diangkat sebagai Komisaris Independen Perseroan berdasarkan keputusan para pemegang saham Perseroan pada RUPSLB Perseroan tanggal 6 Oktober 2022. Beliau telah memberikan pernyataan independensi pada tanggal 28 September 2022. Beliau juga menjabat sebagai anggota Komite Audit dan anggota Komite Manajemen Risiko Perseroan sesuai dengan keputusan sirkuler Dewan Komisaris tanggal 6 Oktober 2022. Masa tugas sebagai anggota Komite Audit dan anggota Komite Manajemen Risiko adalah sesuai dengan masa jabatan Dewan Komisaris Perseroan.

He was first appointed as Independent Commissioner of the Company based on the resolution of the Company's shareholders at the Company's EGM held on October 6, 2022. He declared his independency on September 28, 2022. He also serves as a member of the Audit Committee and the Risk Management Committee of the Company based on the circular resolutions of the Board of Commissioners dated October 6, 2022. The period of duty as a member of the Risk Management Committee is in accordance with the term of office of the Board of Commissioners of the Company.

Rangkap Jabatan
Concurrent Position

Beliau tidak memiliki rangkap jabatan di emiten atau perusahaan publik lainnya.

He does not have any concurrent position in other issuer or public company.

Hubungan Afiliasi
Affiliate Relationship

Beliau tidak mempunyai hubungan afiliasi dengan anggota Dewan Komisaris, anggota Direksi, Pemegang Saham Pengendali, maupun Pemegang Saham Utama Perseroan.

He is not affiliated with any member of the Board of Commissioners, any member of the Board of Directors, any of the Controlling Shareholders, or any of the Main Shareholders of the Company.

Kepemilikan Saham Perseroan
Share Ownership in the Company

Beliau tidak memiliki saham Perseroan.
He does not own any shares of the Company.

Pengalaman Kerja
Work Experience

- Komisaris PT Cyrameta Exchange (sejak 2022)
- Komisaris PT Digital Futures Exchange (sejak 2021)
- Advokat, Kurator Kepailitan dan Pengurus Penundaan Kewajiban Pembayaran Utang (PKPU) Kantor Hukum KHP (sejak 2019)
- Komisaris dan Advisor PT KIOSON Komersian Indonesia (2021-2022)
- Peneliti Eksekutif Senior OJK (2013-2017 dan 2020-2021)
- Direktur Pengaturan, Perijinan, dan Pengawasan Fintech OJK (2017-2020)
- Pengajar di Program S1 Bidang Keuangan Internasional dan Ekonomi di Universitas Surya (2012-2014)
- Kepala Subdirektorat Akuntansi dan Pelaporan Pinjaman dan Hibah Negara Direktorat Jenderal Pengelolaan Utang, Kementerian Keuangan (2012-2013)
- Pengajar di Universitas Multimedia Nusantara dan Universitas Bina Nusantara (2011-2013)
- Ketua Tim Teknis Pengembangan Asset-Liability Management Kementerian Keuangan (2011-2013)
- Kepala Subdirektorat Pengelolaan Portofolio Surat Utang Negara Direktorat Jenderal Pengelolaan Utang, Kementerian Keuangan (2006-2009)
- Kepala Seksi Manajemen Portofolio Direktorat Jenderal Perbendaharaan Negara Kementerian Keuangan (2004-2006)
- Kepala Subbagian Pengelolaan Kas Pusat Manajemen Obligasi Negara Kementerian Keuangan (2001-2004)
- Staf pengajar di Badan Pendidikan dan Pelatihan Keuangan Kementerian Keuangan (1994-1997 dan 1999-2000)
- Asisten Peneliti dan Anggota Tim Pengembangan IT Database Undergraduate Library University of Illinois (1997-1999)
- Programmer Komputer dan Analis Sistem Integrasi Teknologi Informasi dan Database di Pusat Analisa dan Informasi Keuangan Kementerian Keuangan (1989-1994)
- Staff Hardware and Network Maintenance di Pusat Analisa dan Informasi Keuangan Kementerian Keuangan Makassar (1987-1989)

- Commissioner of PT Cyrameta Exchange (since 2022)
- Commissioner of PT Digital Futures Exchange (since 2021)
- Lawyer, Bankruptcy Curator and Suspension of Payment (PKPU) Administrator in KHP Law Firm (since 2019)
- Commissioner and Advisor of PT KIOSON Komersian Indonesia (2021-2022)
- Senior Executive Researcher in OJK (2013-2017 and 2020-2021)
- Director of Fintech Regulation, Licensing, and Supervision in OJK (2017-2020)
- Lecturer in International Finance and Economics Undergraduate Program at Universitas Surya (2012-2014)
- Head of Sub-directorate of Accounting and Reporting on State Loans and Grants of the Directorate General of Debt Management at the Ministry of Finance (2012-2013)
- Lecturer at Universitas Multimedia Nusantara and Universitas Bina Nusantara (2011-2013)
- Head of Technical Team for Asset-Liability Management Development at the Ministry of Finance (2011-2013)
- Head of Sub-Directorate of Government Securities Portfolio Management of the Directorate General of Debt Management at the Ministry of Finance (2006-2009)
- Head of Portfolio Management Section of the Directorate General of State Treasury at the Ministry of Finance (2004-2006)
- Head of Cash Management Subdivision of State Bond Management Center at the Ministry of Finance (2001-2004)
- Teaching staff at the Financial Education and Training Agency of the Ministry of Finance (1994-1997 and 1999-2000)
- Research Assistant and Member of the IT Development Team of the Database Undergraduate Library at the University of Illinois (1997-1999)
- Computer Programmer and Information Technology and Database Integration Systems Analyst at the Center for Financial Analysis and Information of the Ministry of Finance (1989-1994)
- Hardware and Network Maintenance Staff at the Center for Financial Analysis and Information of the Ministry of Finance Makassar (1987-1989)

Profil Direksi [GRI-2-9-b]

Profile of the Board of Directors

Selama tahun 2022, Perseroan tidak melakukan perubahan susunan Direksi.

During 2022, the Company did not make any changes to the composition of the Board of Directors.

Perseroan mengambil kebijakan untuk mempertahankan jumlah anggota Direksi Perseroan sebanyak 6 (enam) orang anggota, masing-masing memiliki pengetahuan dan keahlian di bidang yang dibutuhkan Perseroan.

The Company decided to maintain the number of its members of the Board of Directors as many as 6 (six) persons, each of whom having the knowledge and expertise in the fields required by the Company.

Susunan Direksi Perseroan adalah sebagai berikut:

The composition of the Board of Directors of the Company is as follows:

Jabatan Job Title	**Nama** Name
Presiden Direktur President Director	L. Krisnan Cahya
Wakil Presiden Direktur Vice President Director	Lokita Prasetya
Direktur Director	Handhianto Suryo Kentjono
Direktur Director	Hermawan Tarjono
Direktur Director	Daniel Cahya
Direktur Director	Alex Sutanto



L. KRISNAN CAHYA

Presiden Direktur / President Director

Kewarganegaraan : **Indonesia**
Citizenship
Domisili : **Jakarta**
Domicile
Usia : **62 tahun** / *years old*
Age



Riwayat Pendidikan
Educational Background

Gelar Sarjana di bidang Akuntansi dari Universitas Tarumanagara (1986)

Bachelor's Degree in Accounting from Universitas Tarumanagara (1986)

Dasar Hukum Penunjukan
Legal Basis of Appointment

Beliau pertama kali diangkat sebagai Presiden Direktur Perseroan berdasarkan keputusan RUPST Perseroan tanggal 24 Juli 2009 dan diangkat kembali sebagai Presiden Direktur berdasarkan keputusan para pemegang saham Perseroan pada RUPST Perseroan tanggal 18 Juni 2014 dan 18 Juni 2019.

He was first appointed as President Director of the Company based on the resolution of the Company's AGM held on July 24, 2009, and was reappointed as the Director of the Company based on the resolution of the Company's AGM held on June 18, 2014, and June 18, 2019.

Rangkap Jabatan
Concurrent Position

Beliau tidak mempunyai rangkap jabatan di Emiten atau Perusahaan Publik lainnya.

He does not have any concurrent position in other issuer or public company.

Hubungan Afiliasi [GRI 2-15-b]
Affiliate Relationship [GRI 2-15-b]

Beliau memiliki hubungan afiliasi dengan Bapak Daniel Cahya selaku Direktur Perseroan. Selain hubungan afiliasi dengan Bapak Daniel Cahya, beliau tidak memiliki hubungan afiliasi dengan anggota Dewan Komisaris, anggota Direksi lainnya, Pemegang Saham Pengendali, maupun Pemegang Saham Utama Perseroan.

He is affiliated with Mr. Daniel Cahya, a Director of the Company. Apart from his affiliation with Mr. Daniel Cahya, he is not affiliated with any member of the Board of Commissioners, any other member of the Board of Directors, any of the Controlling Shareholders, or any of the Main Shareholders of the Company.

Kepemilikan Saham Perseroan
Share Ownership in the Company

Beliau tidak memiliki saham Perseroan.
He does not own any shares of the Company.

Pengalaman Kerja (antara lain)
Work Experience (among others)

- Presiden Komisaris dan Komisaris di beberapa entitas anak Perseroan
- Presiden Komisaris PT Golden Energy Mines Tbk (2012-2021)
- Non-Executive Chairman di Golden Energy and Resources Limited (2015- 2021)
- Anggota Komite Audit & Komite Nominasi di Golden Energy and Resources Limited (2015- 2021)
- Presiden Direktur PT Golden Energy Mines Tbk (2011-2012)
- Presiden Komisaris PT Borneo Indobara (2011-2012)
- Direktur PT Lippo Karawaci Tbk (2005-2008)
- Komisaris dan Direktur PT Multipolar Tbk (2001-2008)
- Beberapa posisi senior di PT Bank Bali Tbk (1995-2000) dan PT Bank Panin Tbk (1984-1995)
- President Commissioner and Commissioner in subsidiaries of the Company
- President Commissioner of PT Golden Energy Mines Tbk (2012-2021)
- Non-Executive Chairman of Golden Energy and Resources Limited (2015-2021)
- Member of Audit Committee & Nomination Committee of Golden Energy and Resources Limited (2015-2021)
- President Director of PT Golden Energy Mines Tbk (2011-2012)
- President Commissioner of PT Borneo Indobara (2011-2012)
- Director of PT Lippo Karawaci Tbk (2005-2008)
- Commissioner and Director of PT Multipolar Tbk (2001-2008)
- Several senior positions in PT Bank Bali Tbk (1995-2000) and PT Bank Panin Tbk (1984-1995)

Keanggotaan
Membership

Fellow dari Institute of Public Accountants, Australia

Fellow of the Institute of Public Accountants, Australia

LOKITA PRASETYA

Wakil Presiden Direktur merangkap Direktur Bisnis Energi dan Bahan Kimia / Vice President Director cum Director of Energy and Chemical Business

Kewarganegaraan : **Indonesia**
Citizenship
Domisili : **Tangerang**
Domicile
Usia : **57 tahun /** years old
Age



Riwayat Pendidikan
Educational Background

- Gelar Sarjana Teknik Mesin dari Institut Teknologi Sepuluh Nopember (1987)
- Gelar Magister Manajemen dari Sekolah Tinggi Ilmu Ekonomi IPWI (2004)
- Bachelor's Degree in Mechanical Engineering from Institut Teknologi Sepuluh Nopember (1987)
- Master's Degree in Management from Sekolah Tinggi Ilmu Ekonomi IPWI (2004)

Dasar Hukum Penunjukan
Legal Basis of Appointment

Beliau pertama kali diangkat sebagai Wakil Presiden Direktur Perseroan berdasarkan keputusan RUPST Perseroan tanggal 28 Mei 2021.

He was first appointed as Vice President Director of the Company based on the resolution of the Company's AGM held on May 28, 2021.

Rangkap Jabatan
Concurrent Position

Rangkap jabatan yang dimiliki oleh Bapak Lokita Prasetya sudah memenuhi ketentuan POJK No. 33/POJK.04/2014 tentang Direksi dan Dewan Komisaris Emiten atau Perusahaan Publik. Informasi mengenai rangkap jabatan Bapak Lokita Prasetya dapat dilihat pada bagian Governansi Korporat, sub-bagian Direksi.

The concurrent positions held by Mr. Lokita Prasetya have complied with the provision of POJK No. 33/POJK.04/2014 concerning the Board of Directors and the Board of Commissioners of Public Companies. Information regarding the concurrent positions of Mr. Lokita Prasetya can be seen in the Corporate Governance section, Board of Directors sub-section.

Hubungan Afiliasi
Affiliate Relationship

Beliau tidak mempunyai hubungan afiliasi dengan anggota Dewan Komisaris, anggota Direksi, Pemegang Saham Pengendali, maupun Pemegang Saham Utama Perseroan.

He is not affiliated with any member of the Board of Commissioners, any member of the Board of Directors, any of the Controlling Shareholders, or any of the Main Shareholders of the Company.

Pengalaman Kerja (antara lain)
Work Experience (among others)

- Presiden Komisaris PT Golden Energy Mines Tbk (sejak 2021)
- Komisaris dan Direktur di beberapa entitas anak Perseroan lainnya
- Executive Vice President Target Media Indonesia Limited (sejak 2021)
- Direktur Perseroan (2018-2021)
- Presiden Direktur PT Sulfindo Adiusaha (2016-2017)
- Direktur PT Artha Sumatera Energi (2010-2016)
- Presiden Direktur PT Merak Energi Indonesia (2007-2016)
- Direktur PT Satomo Indovyl Polymer dan PT Satomo Indovyl Monomer (1994-2002)
- Direktur Eksekutif PT Standard Toyo Polymer (1993-1995)
- President Commissioner of PT Golden Energy Mines Tbk (since 2021)
- Commissioner and Director in other subsidiaries of the Company
- Executive Vice President of Target Media Indonesia Limited (since 2021)
- Director of the Company (2018-2021)
- President Director of PT Sulfindo Adiusaha (2016-2017)
- Director of PT Artha Sumatera Energi (2010-2016)
- President Director of PT Merak Energi Indonesia (2007-2016)
- Director of PT Satomo Indovyl Polymer and PT Satomo Indovyl Monomer (1994-2002)
- Executive Director of PT Standard Toyo Polymer (1993-1995)

Keanggotaan
Membership

- Wakil Ketua Komite Tetap Kamar Dagang dan Industri Indonesia (KADIN) bidang Energi dan Sumber Daya Mineral (sejak 2021)
- Wakil Ketua Umum Asosiasi Pembangkit Listrik Swasta Indonesia (APLSI) (sejak 2021)
- Vice Standing Committee of Commerce and Industry (KADIN) for Energy and Mineral Resources (since 2021)
- Vice Chairman of the Indonesian Independent Power Producer Association (since 2021)

Kepemilikan Saham Perseroan
Share Ownership in the Company

Beliau tidak memiliki saham Perseroan.
He does not own any shares of the Company.

HERMAWAN TARJONO

Direktur SDM, Hukum, dan Kepatuhan /
Director of HR, Legal Affairs, and Compliance

Kewarganegaraan Citizenship	**: Indonesia**
Domisili Domicile	**: Tangerang**
Usia Age	**: 56 tahun /** years old



Riwayat Pendidikan
Educational Background

- Gelar Sarjana Teknik Elektro dari Universitas Indonesia (1991)
- Gelar Magister Manajemen dari Prasetiya Mulya Business School (1993)
- Gelar Doktor dalam Ilmu Ekonomi dengan kekhususan Manajemen Jasa dari Universitas Trisakti (2010)
- Bachelor's Degree in Electrical Engineering from Universitas Indonesia (1991)
- Master of Management from Prasetiya Mulya Business School (1993)
- Doctoral Degree in Economics with specialization in Service Management from Universitas Trisakti (2010)

Dasar Hukum Penunjukan
Legal Basis of Appointment

Beliau pertama kali diangkat sebagai Direktur Perseroan berdasarkan keputusan RUPST Perseroan tanggal 31 Mei 2011 dan diangkat kembali sebagai Direktur berdasarkan keputusan para pemegang saham Perseroan pada RUPST Perseroan tanggal 18 Juni 2014 dan 18 Juni 2019.

He was first appointed as Director of the Company based on the resolution of the Company's AGM held on May 31, 2011, and was reappointed as the Director of the Company based on the resolution of the Company's AGM held on June 18, 2014, and June 18, 2019.

Rangkap Jabatan
Concurrent Position

Beliau tidak mempunyai rangkap jabatan di emiten atau perusahaan publik lainnya.

He does not have any concurrent position in other issuer or public company.

Hubungan Afiliasi
Affiliate Relationship

Beliau tidak mempunyai hubungan afiliasi dengan anggota Dewan Komisaris, anggota Direksi, Pemegang Saham Pengendali, maupun Pemegang Saham Utama Perseroan.

He is not affiliated with any member of the Board of Commissioners, any member of the Board of Directors, any of the Controlling Shareholders, or any of the Main Shareholders of the Company.

Pengalaman Kerja (antara lain)
Work Experience (among others)

- Komisaris dan Direktur di beberapa entitas anak Perseroan
- Kepala Divisi SDM dan Teknologi Informasi Perseroan (1998-2011)
- Senior HR Manager Bank Ciputra (1996-1998)
- Assistant Building Manager dan HR Manager Aspac Property (1993-1996)
- Commissioner and Director in subsidiaries of the Company
- Head of HR and Information Technology Division of the Company (1998-2011)
- Senior HR Manager of Bank Ciputra (1996-1998)
- Assistant Building Manager and HR Manager of Aspac Property (1993-1996)

Kepemilikan Saham Perseroan
Share Ownership in the Company

Beliau tidak memiliki saham Perseroan.
He does not own any shares of the Company.

HANDHIANTO SURYO KENTJONO

Direktur Bisnis Teknologi / Director of Technology Business

Kewarganegaraan : **Indonesia**
Citizenship
Domisili : **Tangerang**
Domicile
Usia : **60 tahun /** years old
Age



Riwayat Pendidikan
Educational Background

- Gelar Sarjana Ekonomi dan Matematika Terapan dari University of Montana (1986)
- Gelar Master Ekonomi dan Matematika Terapan dari University of Montana (1989)
- Gelar Master Bisnis Internasional dari University of Montana (1991)
- Gelar Doktor Matematika Terapan dari University of Montana (1993)
- Bachelor's Degree in Economics and Applied Mathematics from the University of Montana (1986)
- Master's Degree in Economics and Applied Mathematics from the University of Montana (1989)
- Master's Degree in International Business from the University of Montana (1991)
- Doctoral Degree in Applied Mathematics from the University of Montana (1993)

Dasar Hukum Penunjukan
Legal Basis of Appointment

Beliau pertama kali diangkat sebagai Direktur Perseroan berdasarkan keputusan RUPST Perseroan tanggal 28 Mei 2021.

He was first appointed as Director of the Company based on the resolution of the Company's AGM held on May 28, 2021.

Rangkap Jabatan
Concurrent Position

Beliau tidak mempunyai rangkap jabatan di emiten atau perusahaan publik lainnya.

He does not have any concurrent position in other issuer or public company.

Hubungan Afiliasi
Affiliate Relationship

Beliau tidak mempunyai hubungan afiliasi dengan anggota Dewan Komisaris, anggota Direksi, Pemegang Saham Pengendali, maupun Pemegang Saham Utama Perseroan.

He is not affiliated with any member of the Board of Commissioners, any member of the Board of Directors, any of the Controlling Shareholders, or any of the Main Shareholders of the Company.

Pengalaman Kerja (antara lain)
Work Experience (among others)

- Komisaris dan Direktur di beberapa entitas anak Perseroan
- Chief Operating Officer Mayapada Healthcare Group (2016-2019)
- Chairman Asosiasi Penyelenggara Multimedia Indonesia (APMI) (2014-2016)
- Wakil Presiden Direktur PT MNC Skyvision (2006-2016)
- Group Director PT Global Mediacom (2006-2016)
- Group Managing Director of Operations RIMBA Group (2000-2006)
- Direktur PT Vcommerce Indonesia (2002-2005)
- Komisaris PT Rimba Baru Cahaya (2002-2006)
- Direktur PT Tapak Tiara Indah (2002-2006)
- Direktur Operasional PT Hansa Megah Pratama (2001-2006)
- Presiden Komisaris PT Interdomesticindo Traco (2001-2006)
- Managing Director PT Visionindo Network Perdana (1998-2003)
- Presiden Direktur/Founder Jakarta Institute of Technology (2001-2003)
- Director of Operations di Logisoft Inc. (1998)
- Independent Marketing Consultant di Sun Mountain Sport Co. - MSC Environmental Services Co Montana Inns Group (1997)
- Director of Operations/Mathematical Demographic Consultant di Education Logistics Inc. (1989-1997)
- Commissioner and Director in subsidiaries of the Company
- Chief Operating Officer of Mayapada Healthcare Group (2016-2019)
- Chairman of the Indonesian Multimedia Provider Association (APMI) (2014-2016)
- Vice President Director of PT MNC Skyvision (2006-2016)
- Group Director of PT Global Mediacom (2006-2016)
- Group Managing Director of Operations of RIMBA Group (2000-2006)
- Director of PT Vcommerce Indonesia (2002-2005)
- Commissioner of PT Rimba Baru Cahaya (2002-2006)
- Director of PT Tapak Tiara Indah (2002-2006)
- Director of Operations of PT Hansa Megah Pratama (2001-2006)
- President Commissioner of PT Interdomesticindo Traco (2001-2006)
- Managing Director of PT Visionindo Network Perdana (1998-2003)
- President Director/Founder of Jakarta Institute of Technology (2001-2003)
- Director of Operations of Logisoft Inc. (1998)
- Independent Marketing Consultant of Sun Mountain Sport Co. - MSC Environmental Services Co Montana Inns Group (1997)
- Director of Operations/Mathematical Demographic Consultant of Education Logistics Inc. (1989-1997)

Kepemilikan Saham Perseroan
Share Ownership in the Company

Beliau tidak memiliki saham Perseroan.
He does not own any shares of the Company.

DANIEL CAHYA

Direktur Perencanaan Strategis & Investasi /
Director of Strategic Planning & Investment

Kewarganegaraan Citizenship	**: Indonesia**
Domisili Domicile	**: Jakarta**
Usia Age	**: 34 tahun /** years old



Riwayat Pendidikan
Educational Background

- Gelar Sarjana Keuangan dari Macquarie University (2010)
- Gelar Magister Bisnis dari University of Sydney (2013)

- Bachelor's Degree in Finance from Macquarie University (2010)
- Master's Degree in Commerce from the University of Sydney (2013)

Dasar Hukum Penunjukan
Legal Basis of Appointment

Beliau pertama kali diangkat sebagai Direktur Perseroan berdasarkan keputusan RUPST Perseroan tanggal 28 Mei 2021.

He was first appointed as Director of the Company based on the resolution of the Company's AGM held on May 28, 2021.

Rangkap Jabatan
Concurrent Position

Beliau tidak mempunyai rangkap jabatan di emiten atau perusahaan publik lainnya.

He does not have any concurrent position in other issuer or public company.

Hubungan Afiliasi [GRI 2-15-b]
Affiliate Relationship [GRI 2-15-b]

Beliau memiliki hubungan afiliasi dengan Bapak L. Krisnan Cahya selaku Presiden Direktur Perseroan. Selain hubungan afiliasi dengan Bapak L. Krisnan Cahya, beliau tidak memiliki hubungan afiliasi dengan anggota Dewan Komisaris, anggota Direksi lainnya, Pemegang Saham Pengendali, maupun Pemegang Saham Utama Perseroan.

He is affiliated with Mr. L. Krisnan Cahya, the President Director of the Company. Apart from his affiliation with Mr. L. Krisnan Cahya, he is not affiliated with any member of the Board of Commissioners, any other member of the Board of Directors, any of the Controlling Shareholders, or any of the Main Shareholders of the Company.

Kepemilikan Saham Perseroan
Share Ownership in the Company

Beliau tidak memiliki saham Perseroan.
He does not own any shares of the Company.

Pengalaman Kerja (antara lain)
Work Experience (among others)

- Komisaris dan Direktur di beberapa entitas anak Perseroan
- Group Head Corporate Finance & Business Development Perseroan (2015-2021)
- Section Head Merger & Acquisition PT Bumi Serpong Damai (2013-2015)
- Investment Banking Analyst PT Ciptadana Securities (2010-2011)

- Commissioner and Director in subsidiaries of the Company
- Group Head of Corporate Finance & Business Development of the Company (2015-2021)
- Section Head of Merger & Acquisition at PT Bumi Serpong Damai (2013-2015)
- Investment Banking Analyst at PT Ciptadana Securities (2010-2011)

ALEX SUTANTO

Direktur Keuangan dan Administrasi /
Director of Finance and Administration

Kewarganegaraan : **Indonesia**
Citizenship
Domisili : **Jakarta**
Domicile
Usia : **37 tahun /** years old
Age



Riwayat Pendidikan
Educational Background

- Gelar Sarjana di bidang Akuntansi dari Universitas Katolik Indonesia Atma Jaya (2008)
- *Professional Accountant* dari Universitas Trisakti (2011)
- Bachelor's Degree in Accounting from Universitas Katolik Indonesia Atma Jaya (2008)
- Professional Accountant from Universitas Trisakti (2011)

Dasar Hukum Penunjukan
Legal Basis of Appointment

Beliau pertama kali diangkat sebagai Direktur Perseroan berdasarkan keputusan RUPST Perseroan tanggal 28 Mei 2021.

He was first appointed as Director of the Company based on the resolution of the Company's AGM held on May 28, 2021.

Rangkap Jabatan
Concurrent Position

Rangkap jabatan yang dimiliki oleh Bapak Alex Sutanto sudah memenuhi ketentuan POJK No. 33/POJK.04/2014 tentang Direksi dan Dewan Komisaris Emiten atau Perusahaan Publik. Informasi mengenai rangkap jabatan Bapak Alex Sutanto dapat dilihat pada bagian Governansi Korporat, sub-bagian Direksi.

The concurrent positions held by Mr. Alex Sutanto have complied with the provision of POJK No. 33/POJK.04/2014 concerning the Board of Directors and the Board of Commissioners of Public Companies. Information regarding the concurrent positions of Mr. Alex Sutanto can be seen in the Corporate Governance section, Board of Directors sub-section.

Hubungan Afiliasi
Affiliate Relationship

Beliau tidak mempunyai hubungan afiliasi dengan anggota Dewan Komisaris, anggota Direksi, Pemegang Saham Pengendali, maupun Pemegang Saham Utama Perseroan.

He is not affiliated with any member of the Board of Commissioners, any member of the Board of Directors, any of the Controlling Shareholders, or any of the Main Shareholders of the Company.

Pengalaman Kerja (antara lain)
Work Experience (among others)

- Komisaris PT Golden Energy Mines Tbk (sejak 2022)
- Komisaris dan Direktur di beberapa entitas anak Perseroan lainnya
- Group Head Finance, Accounting, and Tax Perseroan (2020-2021)
- Group Head Finance, Accounting, Tax, and Customs PT DSSP Power Mas Utama (2016-2020)
- Senior Manager Auditor KAP Satrio Bing & Eny (Deloitte) (2007-2016)
- Commissioner of PT Golden Energy Mines Tbk (since 2022)
- Commissioner and Director in other subsidiaries of the Company
- Group Head of Finance, Accounting, and Tax of the Company (2020-2021)
- Group Head of Finance, Accounting, Tax, and Customs at PT DSSP Power Mas Utama (2016-2020)
- Senior Manager Auditor of KAP Satrio Bing & Eny (Deloitte) (2007-2016)

Kepemilikan Saham Perseroan
Share Ownership in the Company

Beliau tidak memiliki saham Perseroan.
He does not own any shares of the Company.

Matriks Hubungan Afiliasi Dewan Komisaris dan Direksi [GRI 2-15-b]

Matrix of Affiliated Relationships between the Board of Commissioners and the Board of Directors

		Dewan Komisaris *Board of Commissioners*							Direksi *Board of Directors*						Pemegang Saham Pengendali *Controlling Shareholders*	Pemegang Saham Utama *Main Shareholders*
		FOW	IW[1)]	EHL	RAS	ANS[2)]	STT[3)]	HP[3)]	KC	LP	HT	HSK	DC	AS		
Dewan Komisaris *Board of Commissioners*	FOW		✓	-	-	-	-	-	-	-	-	-	-	-	✓	✓
	IW[1)]	✓		-	-	-	-	-	-	-	-	-	-	-	✓	✓
	EHL	-	-		-	-	-	-	-	-	-	-	-	-	-	-
	RAS	-	-	-		-	-	-	-	-	-	-	-	-	-	-
	ANS[2)]	-	-	-	-		-	-	-	-	-	-	-	-	-	-
	STT[3)]	-	-	-	-	-		-	-	-	-	-	-	-	-	-
	HP[3)]	-	-	-	-	-	-		-	-	-	-	-	-	-	-
Direksi *Board of Directors*	KC	-	-	-	-	-	-	-		-	-	-	✓	-	-	-
	LP	-	-	-	-	-	-	-	-		-	-	-	-	-	-
	HT	-	-	-	-	-	-	-	-	-		-	-	-	-	-
	HSK	-	-	-	-	-	-	-	-	-	-		-	-	-	-
	DC	-	-	-	-	-	-	-	✓	-	-	-		-	-	-
	AS	-	-	-	-	-	-	-	-	-	-	-	-		-	-
Pemegang Saham Pengendali *Controlling Shareholders*		✓	✓	-	-	-	-	-	-	-	-	-	-	-		-
Pemegang Saham Utama *Main Shareholders*		✓	✓	-	-	-	-	-	-	-	-	-	-	-	-	

Keterangan/Notes:

- FOW : Franky Oesman Widjaja
- IW : Indra Widjaja
- EHL : Dr.-Ing. Evita Herawati Legowo
- RAS : Robert Arthur Simanjuntak, Ph.D.
- ANS : Dr. Ir. Andy Noorsaman Sommeng, DEA
- STT : Ir. F.X. Sutijastoto, M.A.
- HP : Dr. Hendrikus Passagi, S.Sos., S.H, M.H., M.Sc.
- KC : L. Krisnan Cahya
- LP : Lokita Prasetya
- HT : Hermawan Tarjono
- HSK : Handhianto Suryo Kentjono
- DC : Daniel Cahya
- AS : Alex Sutanto

1) Bapak Indra Widjaja telah mengajukan permohonan pengunduran diri dari jabatannya selaku Wakil Presiden Komisaris Perseroan dan pengunduran diri tersebut telah disahkan dalam RUPSLB Perseroan tanggal 6 Oktober 2022.
2) Bapak Dr. Ir. Andy Noorsaman Sommeng, DEA telah diberhentikan dengan hormat dari jabatannya selaku Komisaris Independen Perseroan dan pemberhentian tersebut telah disahkan dalam RUPSLB Perseroan tanggal 6 Oktober 2022.
3) Bapak Ir. F.X. Sutijastoto, M.A. dan Bapak Dr. Hendrikus Passagi, S.Sos., S.H, M.H., M.Sc. diangkat sebagai Komisaris Independen Perseroan berdasarkan keputusan RUPSLB Perseroan tanggal 6 Oktober 2022.

1) Mr. Indra Widjaja had tendered resignation from his position as Vice President Commissioner of the Company and the resignation was ratified by the Company's EGM dated October 6, 2022.
2) Mr. Dr. Ir. Andy Noorsaman Sommeng, DEA has been honorably dismissed from his position as Independent Commissioner of the Company and the dismissal was ratified by the Company's EGM dated October 6, 2022.
3) Mr. Ir. F.X. Sutijastoto, M.A. dan Mr. Dr. Hendrikus Passagi, S.Sos., S.H., M.H., M.Sc. were appointed as Independent Commissioners of the Company based on the resolution of the Company's EGM dated October 6, 2022.

Pemegang Saham Utama, Pemegang Saham Pengendali, dan Struktur Perusahaan [GRI 2-1-b] [GRI 2-15-b]

Main Shareholders, Controlling Shareholders, and Corporate Structure

Struktur Perseroan per 31 Desember 2022 adalah sebagai berikut:

The structure of the Company as of December 31, 2022, were as follows:



Golden Energy and Resources Limited

- PT Golden Energy Mines Tbk
- PT Kuansing Inti Makmur
- PT Kuansing Inti Sejahtera
- PT Bara Harmonis Batang Asam
- PT Bungo Bara Utama
- PT Bungo Bara Makmur
- PT Berkat Nusantara Permai
- PT Karya Cemerlang Persada
- PT Tanjung Belit Bara Utama
- PT Roundhill Capital Indonesia
- PT Borneo Indobara
- PT Trisula Kencana Sakti
- PT Era Mitra Selaras
- PT Wahana Rimba Lestari
- PT Berkat Satria Abadi
- PT Karya Mining Solution
- GEMS Trading Resources Pte. Ltd.
- PT GEMS Energy Indonesia
- PT Dwikarya Sejati Utama
- PT Duta Sarana Internusa
- PT Barasentosa Lestari
- PT Unsoco
- Anrof Singapore Limited
- Shinning Spring Resources Limited
- Pacificwood Investment Limited
- PT Mangium Anugerah Lestari
- PT Hutan Rindang Banua
- PT Marga Buana Bumi Mulia
- Able Advance Limited
- Poh Lian (Cambodia) Ltd.
- Golden Investments (Australia) Pte. Ltd.
- Stanmore Resources Limited
- Golden Investments (Australia) II Pte. Ltd
- GEAR Trading Enterprise Pte. Ltd.
- GEAR Renewables Pte. Ltd.
- GEAR Innovation Network Pte. Ltd.
- Mackenzie Coal Pty Limited
- Comet Coal & Coke Pty Limited
- Belview Coal Pty Ltd
- Belview Expansion Pty Ltd
- Stanmore Coal Custodians Pty Ltd
- Emerald Coal Pty Ltd
- New Cambria Pty Ltd
- Kerlong Coking Coal Pty Ltd
- Stanmore Surat Coal Pty Ltd
- Theresa Creek Coal Pty Ltd
- Stanmore Wotonga Pty Ltd
- Stanmore IP Coal Pty Ltd
- Stanmore IP South Pty Ltd
- Stanmore Bowen Coal Pty Ltd
- Isaac Plains Coal Management Pty Ltd
- Isaac Plains Sales & Marketing Pty Ltd
- Stanmore Green Pty Ltd
- Stanmore SMC Holdings Pty Ltd
- Dampier Coal (Queensland) Pty Ltd
- Stanmore SMC Pty Ltd
- Red Mountain Infrastructure Pty Ltd

PT Bumi Kencana Eka Sejahtera

- PT Citra Alam Indah

PT DSSE Energi Mas Utama

- PT Andalan Satria Lestari
- PT Rimba Subur Lestari
- PT Buana Bara Ekapratama
- PT Duta Alam Ekapratama
- PT Andalan Satria Abadi
- PT Manggala Alam Lestari
- PT Nusa Indah Permai
- PT Buana Inti Citaprima
- PT Citra Alam Cahaya
- PT Cahaya Amanah Sentosa
- PT Cahaya Nusa Pratama
- PT Cahaya Bara Pratama
- PT Duta Alam Jaya
- PT Wahana Alam Lestari
- PT Nusantara Indah Lestari
- PT DSSP Power Mas Sejahtera
- PT Andalan Mas Sejahtera
- Hillmas Coal Pte. Ltd.
- Kalteng Investment Pte. Ltd.
- Shaanxi North West Power Corporation (Singapore) Pte. Ltd.
- PT Surya Kalimantan Sejati
- PT Surya Kalimantan Sejati Dua
- PT Persada Makmur Sejahtera
- PT Persada Makmur Selaras Dua
- PT Daya Anugerah Sejati Utama
- PT Daya Surya Mas Makmur
- PT Daya Sukses Makmur Selaras
- PT DSSP Power Sentosa
- PT Daya Mas Geopatra Energi
- PT Daya Mas Geopatra Pangrango

PT Energi Mas Anugerah Semesta

PT DSST Mas Gemilang

- PT Innovate Mas Utama
- PT Innovate Mas Indonesia
- PT Eka Mas Republik
- Golden Multimedia Holdings Pte. Ltd.
- Celesta Prime Technology Pte. Ltd.
- Sunshine Network Pte. Ltd.
- Dalligent Solutions Pte. Ltd.
- PT Dalligent Solusi Indonesia
- Beijing Shuzhifang Technology Co. Ltd.
- PT Dian Semesta Sentosa
- PT Buana Mas Sejahtera
- PT DSST Dana Gemilang
- PT DSST Vidio Gemilang
- PT Dian Semesta Investasi
- PT Kupu Era Medika
- PT Kupu Medika Prima
- PT Kupu Medika Sejahtera

PT Rolimex Kimia Nusamas

- PT Rolimex Suburin Hutani Persada

PT Sinarmas Sukses Sejahtera

- Alpha Prime Services Pte. Ltd.
- Shining Energy Pte. Ltd.
- Golden Prime Power Pte. Ltd.

PT DSSA Mas Infrastruktur

- PT Buana Bumi Energi

Keterangan/Notes:

1) PT Sinar Mas dimiliki oleh keluarga Widjaja; Pemegang Saham Pengendali PT Sinar Mas adalah Bapak Franky Oesman Widjaja, Bapak Indra Widjaja, dan Bapak Muktar Widjaja.
2) PT Sinar Mas Tunggal merupakan Pemegang Saham Utama Perseroan.

1) PT Sinar Mas is owned by the Widjaja family; The Controlling Shareholders of PT Sinar Mas are Mr. Franky Oesman Widjaja, Mr. Indra Widjaja, and Mr. Muktar Widjaja.
2) PT Sinar Mas Tunggal is the Company's Main Shareholder.

Komposisi Pemegang Saham [GRI 2-1-b] [GRI 2-15-b]

Composition of Shareholders

Komposisi kepemilikan saham Perseroan per 31 Desember 2022 berdasarkan persentase kepemilikan adalah sebagai berikut:

The composition of the Company's share ownership as of December 31, 2022, was as follows:

Kategori Pemegang Saham Shareholder Category	Per 1 Januari 2022 As of January 1, 2022			Per 31 Desember 2022 As of December 31, 2022		
	Jumlah Pemilik Total Holder(s)	Jumlah Saham Total Shares	Persentase Kepemilikan Ownership Percentage	Jumlah Pemilik Total Holder(s)	Jumlah Saham Total Shares	Persentase Kepemilikan Ownership Percentage
Kepemilikan >5% Ownership >5% • PT Sinar Mas Tunggal	1	461,552,320	59.90%	1	461,552,320	59.90%
Kepemilikan <5% Ownership <5% • Masyarakat / Public	541	309,000,000	40.10%	500	309,000,000	40.10%
Total	**542**	**770,552,320**	**100.00%**	**501**	**770,552,320**	**100.00%**

Keterangan/Notes:
- Pemegang saham Perseroan dengan kepemilikan di atas 5% hanya PT Sinar Mas Tunggal.
- Tidak ada pemegang saham publik yang memiliki saham 5% atau lebih.
- PT Sinar Mas Tunggal was the only shareholder with ownership of more than 5%.
- No public shareholder owned 5% or more of the Company's share.

Komposisi kepemilikan saham Perseroan per 31 Desember 2022 berdasarkan klasifikasi status kepemilikan adalah sebagai berikut:

The composition of the Company's share ownership as of December 31, 2022, based on ownership status classification were as follows:

Kategori Pemegang Saham Shareholder Category		Jumlah Pemilik Total Holder(s)	Jumlah Saham Total Shares	Persentase Kepemilikan Ownership Percentage
Non Publik **Non-Public**	Pemodal Nasional - Institusi National Shareholder - Institution	1	461,552,320	59.90%
	Subtotal	**1**	**461,552,320**	**59.90%**
Publik **Public**	Pemodal Nasional - Individual National Shareholder(s) - Individual(s)	468	359,500	0.05%
	Pemodal Nasional - Institusi National Shareholder(s) - Institution(s)	4	2,950,726	0,38%
	Pemodal Asing - Individual Foreign Shareholder(s) - Individual(s)	10	26,784,327	3.47%
	Pemodal Asing - Institusi Foreign Shareholder(s) - Institution(s)	18	278,905,447	36.20%
	Subtotal	**500**	**309,000,000**	**40.10%**
	Total	**501**	**770,552,320**	**100.00%**

Pemegang saham substansial Perseroan per 31 Desember 2022 adalah sebagai berikut:

The substantial shareholders of the Company as of December 31, 2022, were as follows:

Pemegang Saham Substansial Substantial Shareholders	Kepemilikan Saham Langsung Direct Interest		Dianggap Memiliki Saham Deemed Interest	
	Jumlah Saham Number of Shares	%	Jumlah Saham Number of Shares	%
PT Sinar Mas Tunggal	461,552,320	59.90%	-	-
PT Sinar Mas[1)]	-	-	461,552,320	59.90%
PT Sinar Mas Cakrawala[1)]	-	-	461,552,320	59.90%
PT Sinarindo Gerbangmas[1)]	-	-	461,552,320	59.90%
Franky Oesman Widjaja, Indra Widjaja, Muktar Widjaja[2)]	-	-	461,552,320	59.90%

Keterangan/Notes:

1) PT Sinar Mas dianggap memiliki sebanyak 461.552.320 saham yang dimiliki oleh PT Sinar Mas Tunggal berdasarkan kepemilikan tidak kurang dari 20% saham suara di PT Sinar Mas Tunggal. PT Sinar Mas Cakrawala dianggap memiliki sebanyak 461.552.320 saham yang dimiliki oleh PT Sinar Mas berdasarkan kepemilikan tidak kurang dari 20% saham di PT Sinar Mas. PT Sinarindo Gerbangmas dianggap memiliki sebanyak 461.552.320 saham yang dimiliki oleh PT Sinar Mas Cakrawala berdasarkan kepemilikan tidak kurang dari 20% saham di PT Sinar Mas Cakrawala.
2) Bapak Franky Oesman Widjaja, Bapak Indra Widjaja, dan Bapak Muktar Widjaja secara kolektif dianggap memiliki sebanyak 461.552.320 saham yang dimiliki oleh PT Sinar Mas Tunggal berdasarkan kepemilikan tidak kurang dari 20% saham di PT Sinarindo Gerbangmas.

Persentase kepemilikan saham di atas dihitung berdasarkan jumlah total saham dengan hak suara yang telah dikeluarkan sebanyak 770.552.320 saham.

1) PT Sinar Mas was deemed interested in 461,552,320 shares owned by PT Sinar Mas Tunggal by virtue of its shareholding of no less than 20% of voting shares in PT Sinar Mas Tunggal. PT Sinar Mas Cakrawala was deemed interested in 461,552,320 shares owned by PT Sinar Mas by virtue of its shareholding of no less than 20% of voting shares in PT Sinar Mas. PT Sinarindo Gerbangmas was deemed interested in 461,552,320 shares owned by PT Sinar Mas Cakrawala by virtue of its shareholding of no less than 20% of voting shares in PT Sinar Mas Cakrawala.
2) Mr. Franky Oesman Widjaja, Mr. Indra Widjaja, and Mr. Muktar Widjaja were collectively deemed interested in 461,552,320 shares owned by PT Sinar Mas Tunggal by virtue of their shareholding of no less than 20% of voting shares in PT Sinarindo Gerbangmas.

The percentage of shareholding above was calculated based on the total number of issued voting shares of 770,552,320 shares.

Kepemilikan saham anggota Dewan Komisaris dan Direksi Perseroan per 31 Desember 2022 adalah sebagai berikut:

The share ownership of members of the Board of Commissioners and the Board of Directors of the Company as of December 31, 2022, were as follows:

Nama Name	Jabatan Job Title	Per 1 Januari 2022 As of January 1, 2022		Per 31 Desember 2022 As of December 31, 2022	
		Jumlah Saham Total Shares	Persentase Kepemilikan Ownership Percentage	Jumlah Saham Total Shares	Persentase Kepemilikan Ownership Percentage
Franky Oesman Widjaja[1)]	• Presiden Komisaris • Anggota Komite Nominasi dan Remunerasi • President Commissioner • Member of the Nomination and Remuneration Committee	461,552,320	59.90%	461,552,320	59.90%
Indra Widjaja[1)2)]	• Wakil Presiden Komisaris • Vice President Commissioner	461,552,320	59.90%	461,552,320	59.90%
Dr. -Ing. Evita Herawati Legowo	• Komisaris Independen • Ketua Komite Nominasi dan Remunerasi • Independent Commissioner • Chairperson of the Nomination and Remuneration Committee	0	0	0	0
Robert Arthur Simanjuntak, Ph.D.	• Komisaris Independen • Ketua Komite Audit • Ketua Komite Manajemen Risiko • Independent Commissioner • Chairperson of the Audit Committee • Chairperson of the Risk Management Committee	0	0	0	0
Dr. Ir. Andy Noorsaman Sommeng, DEA[3)]	• Komisaris Independen • Independent Commissioner	0	0	0	0
Ir. F.X. Sutijastoto, M.A.[4)]	• Komisaris Independen • Independent Commissioner	0	0	0	0
Dr. Hendrikus Passagi, S.Sos., S.H, M.H., M.Sc.[4)]	• Komisaris Independen • Anggota Komite Audit • Anggota Komite Manajemen Risiko • Independent Commissioner • Member of the Audit Committee • Member of the Risk Management Committee	0	0	0	0

Nama Name	Jabatan Job Title	Per 1 Januari 2022 As of January 1, 2022		Per 31 Desember 2022 As of December 31, 2022	
		Jumlah Saham Total Shares	Persentase Kepemilikan Ownership Percentage	Jumlah Saham Total Shares	Persentase Kepemilikan Ownership Percentage
L. Krisnan Cahya	• Presiden Direktur • President Director	0	0	0	0
Lokita Prasetya	• Wakil Presiden Direktur • Vice President Director	0	0	0	0
Handhianto Suryo Kentjono	• Direktur • Director	0	0	0	0
Hermawan Tarjono	• Direktur • Director	0	0	0	0
Daniel Cahya	• Direktur • Director	0	0	0	0
Alex Sutanto	• Direktur • Director	0	0	0	0

Keterangan/Notes:

1) Bapak Franky Oesman Widjaja dan Bapak Indra Widjaja secara kolektif dianggap memiliki saham Perseroan secara tidak langsung melalui PT Sinar Mas Tunggal. Selain Bapak Franky Oesman Widjaja dan Bapak Indra Widjaja, anggota Dewan Komisaris lainnya dan seluruh anggota Direksi Perseroan tidak memiliki saham Perseroan baik secara langsung maupun tidak langsung.
2) Bapak Indra Widjaja telah mengajukan permohonan pengunduran diri dari jabatannya selaku Wakil Presiden Komisaris Perseroan dan pengunduran diri tersebut telah disahkan dalam RUPSLB Perseroan tanggal 6 Oktober 2022.
3) Bapak Dr. Ir. Andy Noorsaman Sommeng, DEA telah diberhentikan dengan hormat dari jabatannya selaku Komisaris Independen Perseroan dan pemberhentian tersebut telah disahkan dalam RUPSLB Perseroan tanggal 6 Oktober 2022.
4) Bapak Ir. F.X. Sutijastoto, M.A. dan Bapak Dr. Hendrikus Passagi, S.Sos., S.H, M.H., M.Sc. diangkat sebagai Komisaris Independen Perseroan berdasarkan keputusan RUPSLB Perseroan tanggal 6 Oktober 2022.

1) Mr. Franky Oesman Widjaja and Mr. Indra Widjaja were collectively deemed interested in the Company's shares indirectly through PT Sinar Mas Tunggal. Other than Mr. Franky Oesman Widjaja and Mr. Indra Widjaja, other members of the Board of Commissioners and all members of the Board of Directors did not own any of the Company's shares either directly or indirectly.
2) Mr. Indra Widjaja had tendered resignation from his position as Vice President Commissioner of the Company and the resignation was ratified by the Company's EGM dated October 6, 2022.
3) Mr. Dr. Ir. Andy Noorsaman Sommeng, DEA has been honorably dismissed from his position as Independent Commissioner of the Company and the dismissal was ratified by the Company's EGM dated October 6, 2022.
4) Mr. Ir. F.X. Sutijastoto, M.A. dan Mr. Dr. Hendrikus Passagi, S.Sos., S.H., M.H., M.Sc. were appointed as Independent Commissioners of the Company based on the resolution of the Company's EGM dated October 6, 2022.

Daftar Entitas Anak [GRI 2-2-a]

List of Subsidiaries

Berikut merupakan entitas anak langsung dan tidak langsung Perseroan per 31 Desember 2022:

The followings were the Company's direct and indirect subsidiaries as of December 31, 2022:

Entitas Anak Langsung

Direct Subsidiaries

Nama Perusahaan Company Name	Bidang Usaha Business Field	Alamat Address	Persentase Kepemilikan Efektif Percentage of Effective Ownership	Jumlah Aset Total Assets (USD)	Status Operasi Operating Status
Golden Energy and Resources Limited	Penyertaan saham Investment	20 Cecil Street, #05-05 Plus Singapore 049705 Surat Elektronik / Email: investor_relations@gear.com.sg	77.486	4,896,706,876	Beroperasi[2)] Operating[2)]
PT Bumi Kencana Eka Sejahtera	Penyertaan saham Investment	Sinar Mas Land Plaza, Tower II, 24th Floor Jl. MH. Thamrin No. 51, Jakarta 10350, Indonesia Telepon / Telephone: +6221 31990258 Faksimili / Facsimile: +6221 31990259	99.999	33,518,552	Tidak Beroperasi Non-Operating

Nama Perusahaan Company Name	Bidang Usaha Business Field	Alamat Address	Persentase Kepemilikan Efektif Percentage of Effective Ownership	Jumlah Aset Total Assets (USD)	Status Operasi Operating Status
PT DSSE Energi Mas Utama	Penyertaan saham Investment	Sinar Mas Land Plaza, Tower II, 24th Floor Jl. MH. Thamrin No. 51, Jakarta 10350, Indonesia Telepon / Telephone: +6221 31990258 Faksimili / Facsimile: +6221 31990259	99.999	168,689,344	Beroperasi[2] Operating[2]
PT DSST Mas Gemilang	Penyertaan saham Investment	Sinar Mas Land Plaza, Tower II, 24th Floor Jl. MH. Thamrin No. 51, Jakarta 10350, Indonesia Telepon / Telephone: +6221 31990258 Faksimili / Facsimile: +6221 31990259	99.999	573,897,568	Tidak Beroperasi[1] Non-Operating[1]
PT Rolimex Kimia Nusamas	Perdagangan pupuk dan bahan kimia Fertilizer and chemical trading	ITC Cempaka Mas Office Tower, 11th Floor Jl. Letjen Suprapto Kav.1, Jakarta 10640, Indonesia Telepon / Telephone: +6221 42887070 Faksimili / Facsimile: +6221 42887722	99.504	158,037,795	Beroperasi Operating
PT Energi Mas Anugerah Semesta	Penyertaan saham Investment	Ruko Golden Boulevard Blok H2 No. 50 Lengkong Karya, Serpong Utara Tangerang Selatan, Indonesia Telepon / Telephone: +6221 31990258 Faksimili / Facsimile: +6221 31990259	99.999	901,058	Tidak Beroperasi[1] Non-Operating[1]
PT DSSA Mas Infrastruktur	Penyertaan saham Investment	Sinar Mas Land Plaza, Tower II, 24th Floor Jl. MH. Thamrin No. 51, Jakarta 10350, Indonesia Telepon / Telephone: +6221 31990258 Faksimili / Facsimile: +6221 31990259	99.737	3,179,519	Tidak Beroperasi[1] Non-Operating[1]
PT Sinarmas Sukses Sejahtera	Penyertaan saham Investment	Sinar Mas Land Plaza, Tower II, 24th Floor Jl. MH. Thamrin No. 51, Jakarta 10350, Indonesia Telepon / Telephone: +6221 31990258 Faksimili / Facsimile: +6221 31990259	99.998	715,495	Tidak Beroperasi[1] Non-Operating[1]

Keterangan/Notes:
[1] Tidak melakukan kegiatan operasi, hanya menjalankan fungsi sebagai perusahaan induk pasif
[2] Melakukan fungsi sebagai perusahaan induk aktif
[1] Not performing operational activities, only acting as a passive holding company
[2] Performing role as an active holding company

Entitas Anak Tidak Langsung

Indirect Subsidiaries

Nama Perusahaan Company Name	Bidang Usaha Business Field	Alamat Address	Persentase Kepemilikan Efektif Percentage of Effective Ownership	Jumlah Aset Total Assets (USD)	Status Operasi Operating Status
PT Golden Energy Mines Tbk	Perdagangan batu bara Coal trading	Sinar Mas Land Plaza, Tower II, 6th Floor Jl. MH. Thamrin No. 51, Jakarta 10350, Indonesia Telepon / Telephone: +6221 50186888 Faksimili / Facsimile: +6221 31990319	48.428	1,129,086,804	Beroperasi Operating
PT Kuansing Inti Makmur	Pertambangan batu bara Coal mining	Tanjung Belit Village, Jujuhan, Bungo District, Jambi, Indonesia	48.428	102,398,882	Beroperasi Operating
PT Kuansing Inti Sejahtera	Pertambangan batu bara Coal mining	Tanjung Belit Village, Jujuhan, Bungo District, Jambi, Indonesia	48.428	61,057	Tidak Beroperasi Non-Operating
PT Bara Harmonis Batang Asam	Pertambangan batu bara Coal mining	Ujung Tanjung Village, Jujuhan, Bungo District, Jambi, Indonesia	48.428	1,142,595	Beroperasi Operating
PT Bungo Bara Utama	Pertambangan batu bara Coal mining	Jl. Rangkayo Hitam RT/RW 014/005, Kelurahan Bungo Timur, Pasar Muara Bungo Sub-District, Bungo District, Jambi, Indonesia	48.428	24,282,215	Beroperasi Operating
PT Bungo Bara Makmur	Pertambangan batu bara Coal mining	Jl. Rangkayo Hitam RT/RW 014/005, Kelurahan Bungo Timur, Pasar Muara Bungo Sub-District, Bungo District, Jambi, Indonesia	48.428	12,288,065	Beroperasi Operating
PT Berkat Nusantara Permai	Pertambangan batu bara Coal mining	Tanjung Belit Village, Jujuhan, Bungo District, Jambi, Indonesia	48.428	19,876,666	Tidak Beroperasi Non-Operating

Nama Perusahaan Company Name	**Bidang Usaha** Business Field	**Alamat** Address	**Persentase Kepemilikan Efektif** Percentage of Effective Ownership	**Jumlah Aset** Total Assets **(USD)**	**Status Operasi** Operating Status
PT Karya Cemerlang Persada	Pertambangan batu bara Coal mining	Tanjung Belit Village, Jujuhan, Bungo District, Jambi, Indonesia	48.428	14,961,504	Beroperasi Operating
PT Tanjung Belit Bara Utama	Pertambangan batu bara Coal mining	Jl. Rangkayo Hitam RT/RW 014/005, Kelurahan Bungo Timur, Pasar Muara Bungo Sub-District, Bungo District, Jambi, Indonesia	48.428	25,174,669	Tidak Beroperasi Non-Operating
PT Roundhill Capital Indonesia	Penyertaan saham dan perdagangan besar Investment and wholesale trading	Sinar Mas Land Plaza, Tower II, 7th Floor Jl. MH. Thamrin No. 51, Jakarta 10350, Indonesia	48.936	725,425,904	Beroperasi Operating
PT Borneo Indobara	Pertambangan batu bara Coal mining	Sinar Mas Land Plaza, Tower II, 7th Floor Jl. MH. Thamrin No. 51, Jakarta 10350, Indonesia	48.481	619,513,620	Beroperasi Operating
PT Trisula Kencana Sakti	Pertambangan batu bara Coal mining	Jl. Panti Ajar No. 63, RT 06 RW 13, Lanjas-Teweh Tengah, North Barito, Central Kalimantan, Indonesia	33.900	7,996,197	Beroperasi Operating
PT Era Mitra Selaras	Penyertaan saham Investment	Sinar Mas Land Plaza, Tower II, 6th Floor Jl. MH. Thamrin No. 51, Jakarta 10350, Indonesia Telepon / Telephone: +6221 50186888 Faksimili / Facsimile: +6221 31990319	48.428	996,361	Tidak Beroperasi[1)] Non-Operating[1)]
PT Wahana Rimba Lestari	Pertambangan batu bara Coal mining	Sinar Mas Land Plaza, Tower II, 6th Floor Jl. MH. Thamrin No. 51, Jakarta 10350, Indonesia Telepon / Telephone: +6221 50186888 Faksimili / Facsimile: +6221 31990319	48.428	812,195	Tidak Beroperasi Non-Operating
PT Berkat Satria Abadi	Pertambangan batu bara Coal mining	Sinar Mas Land Plaza, Tower II, 6th Floor Jl. MH. Thamrin No. 51, Jakarta 10350, Indonesia Telepon / Telephone: +6221 50186888 Faksimili / Facsimile: +6221 31990319	48.428	179,392	Tidak Beroperasi Non-Operating
PT Karya Mining Solution	Jasa pertambangan Coal mining services	Sinar Mas Land Plaza, Tower II, 6th Floor Jl. MH. Thamrin No. 51, Jakarta 10350, Indonesia Telepon / Telephone: +6221 50186888 Faksimili / Facsimile: +6221 31990319	48.428	754,187	Tidak Beroperasi Non-Operating
GEMS Trading Resources Pte. Ltd.	Perdagangan besar Wholesale trading	1 Raffles Place, #28-02 One Raffles Place, Singapore 048616	48.428	7,635,136	Beroperasi Operating
PT GEMS Energy Indonesia	Perdagangan, pembangunan industri, jasa, dan pengangkutan darat Trading, construction, industry, services, and land transportation	Sinar Mas Land Plaza, Tower II, 6th Floor Jl. MH. Thamrin No. 51, Jakarta 10350, Indonesia Telepon / Telephone: +6221 50186888 Faksimili / Facsimile: +6221 31990319	48.433	129,667	Tidak Beroperasi[1)] Non-Operating[1)]
PT Dwikarya Sejati Utama	Modal ventura dan konsultasi manajemen Venture capital and management consulting	Sinar Mas Land Plaza, Tower II, 6th Floor Jl. MH. Thamrin No. 51, Jakarta 10350, Indonesia Telepon / Telephone: +6221 50186888 Faksimili / Facsimile: +6221 31990319	48.428	130,463,523	Tidak Beroperasi[1)] Non-Operating[1)]
PT Duta Sarana Internusa	Jasa konsultasi manajemen Management consulting services	Sinar Mas Land Plaza, Tower II, 6th Floor Jl. MH. Thamrin No. 51, Jakarta 10350, Indonesia Telepon / Telephone: +6221 50186888 Faksimili / Facsimile: +6221 31990319	48.428	130,435,799	Tidak Beroperasi[1)] Non-Operating[1)]
PT Barasentosa Lestari	Pertambangan batu bara dan pengembangan pembangkit listrik mulut tambang Coal mining and development of mine mouth power plants	Sinar Mas Land Plaza, Tower II, 6th Floor Jl. MH. Thamrin No. 51, Jakarta 10350, Indonesia Telepon / Telephone: +6221 50186888 Faksimili / Facsimile: +6221 31990319	48.428	130,303,594	Beroperasi Operating
PT Unsoco	Jasa konsultasi manajemen Management consulting services	Sinar Mas Land Plaza, Tower II, 6th Floor Jl. MH. Thamrin No. 51, Jakarta 10350, Indonesia Telepon / Telephone: +6221 50186888 Faksimili / Facsimile: +6221 31990319	48.428	73,433	Tidak Beroperasi[1)] Non-Operating[1)]
Anrof Singapore Limited	Penyertaan saham Investment	IQ EQ Corporate Services (Mauritius) Ltd 33 Edith Cavell Street, Port Louis, 11324 Mauritius	77.486	15,101,049	Tidak Beroperasi[1)] Non-Operating[1)]

Nama Perusahaan Company Name	Bidang Usaha Business Field	Alamat Address	Persentase Kepemilikan Efektif Percentage of Effective Ownership	Jumlah Aset Total Assets (USD)	Status Operasi Operating Status
Shinning Spring Resources Limited	Penyertaan saham Investment	Vistra Corporate Services Centre, Wickhams Cay II, Road Town, Tortola, VG1110, British Virgin Islands	77.486	2,517,313	Tidak Beroperasi[1] Non-Operating[1]
Pacificwood Investment Ltd	Penyertaan saham Investment	CKLB International Management Ltd PO Box 80, Felix House 24 Dr, Joseph Riviere Street, Port Louis, Mauritius	77.486	4,206	Tidak Beroperasi Non-Operating
PT Mangium Anugerah Lestari	Pengolahan kayu Wood chip mill	Gedung Sinarmas MSIG Tower, 9th Floor Jl. Jend. Sudirman Kav. 21, Kel. Karet Kuningan, Kec. Setiabudi Jakarta Selatan, 12920	77.483	1,705,946	Tidak Beroperasi Non-Operating
PT Hutan Rindang Banua	Kehutanan Forestry	Gedung Sinarmas MSIG Tower, 9th Floor Jl. Jend. Sudirman Kav. 21, Kel. Karet Kuningan, Kec. Setiabudi Jakarta Selatan, 12920	77.486	38,093,872	Beroperasi Operating
PT Marga Buana Bumi Mulia	Pengolahan bubur kertas Pulp mill	Gedung Sinarmas MSIG Tower, 9th Floor Jl. Jend. Sudirman Kav. 21, Kel. Karet Kuningan, Kec. Setiabudi Jakarta Selatan, 12920	77.486	536,128	Tidak Beroperasi Non-Operating
Able Advance Limited	Penyertaan saham Investment	P.O Box 957, Offshore Incorporations Centre, Road Town, Tortola, British Virgin Islands	77.486	724	Tidak Beroperasi Non-Operating
Poh Lian (Cambodia) Ltd.	Penyertaan saham Investment	216E, Road 72, Sangkat Sras Chak Khan DaunPenh, PhnomPenh, Cambodia	77.486	-	Tidak Beroperasi Non-Operating
Golden Investments (Australia) Pte. Ltd.	Penyertaan saham Investment	20 Cecil Street, #05-05 Plus Singapore 049705	77.486	3,390,980,444	Tidak Beroperasi[1] Non-Operating[1]
Golden Investments (Australia) II Pte. Ltd.	Penyertaan saham Investment	20 Cecil Street, #05-05 Plus Singapore 049705	77.486	70,223,679	Tidak Beroperasi[1] Non-Operating[1]
GEAR Trading Enterprise Pte. Ltd.	Perdagangan Trading	20 Cecil Street, #05-05 Plus Singapore 049705	77.486	11,967,021	Beroperasi Operating
GEAR Renewables Pte. Ltd.	Investasi proyek energi terbarukan Investment in renewable energy project	20 Cecil Street, #05-05 Plus Singapore 049705	77.486	2,835,656	Tidak Beroperasi Non-Operating
GEAR Innovation Network Pte. Ltd.	Penelitian dan pengembangan untuk industri pertambangan, energi, dan sumber daya Research and development for mining, energy, and resources industries	20 Cecil Street, #05-05 Plus Singapore 049705	77.486	1,617,698	Beroperasi Operating
Stanmore Resources Limited	Perdagangan dan pertambangan batu bara Trading and coal mining	Level 32, 12 Creek Street Brisbane QLD 4000	49.601	859,395,189	Beroperasi[2] Operating[2]
Mackenzie Coal Pty Limited	Eksplorasi batu bara Coal exploration	Level 32, 12 Creek Street Brisbane QLD 4000	49.601	2,447,295	Tidak Beroperasi Non-Operating
Comet Coal & Coke Pty Limited	Eksplorasi batu bara Coal exploration	Level 32, 12 Creek Street Brisbane QLD 4000	49.601	12,437,998	Tidak Beroperasi Non-Operating
Belview Coal Pty Ltd	Eksplorasi batu bara Coal exploration	Level 32, 12 Creek Street Brisbane QLD 4000	49.601	10,587,767	Tidak Beroperasi Non-Operating
Belview Expansion Pty Ltd	Eksplorasi batu bara Coal exploration	Level 32, 12 Creek Street Brisbane QLD 4000	49.601	-	Tidak Beroperasi Non-Operating
Stanmore Coal Custodians Pty Ltd	Wali amanat dana saham karyawan Stanmore Trustee of Stanmore employee share trust	Level 32, 12 Creek Street Brisbane QLD 4000	49.601	-	Tidak Beroperasi Non-Operating
Emerald Coal Pty Ltd	Eksplorasi batu bara Coal exploration	Level 32, 12 Creek Street Brisbane QLD 4000	49.601	44,113	Tidak Beroperasi Non-Operating
New Cambria Pty Ltd	Eksplorasi batu bara Coal exploration	Level 32, 12 Creek Street Brisbane QLD 4000	49.601	33,790	Tidak Beroperasi Non-Operating
Kerlong Coking Coal Pty Ltd	Eksplorasi batu bara Coal exploration	Level 32, 12 Creek Street Brisbane QLD 4000	49.601	17,666,804	Tidak Beroperasi Non-Operating

Nama Perusahaan Company Name	**Bidang Usaha** Business Field	**Alamat** Address	**Persentase Kepemilikan Efektif** Percentage of Effective Ownership	**Jumlah Aset** Total Assets **(USD)**	**Status Operasi** Operating Status
Stanmore Surat Coal Pty Ltd	Eksplorasi batu bara Coal exploration	Level 32, 12 Creek Street Brisbane QLD 4000	49.601	660,933	Tidak Beroperasi Non-Operating
Theresa Creek Coal Pty Ltd	Eksplorasi batu bara Coal exploration	Level 32, 12 Creek Street Brisbane QLD 4000	49.601	-	Tidak Beroperasi Non-Operating
Stanmore Wotonga Pty Ltd	Eksplorasi dan pertambangan batu bara Coal exploration and mining	Level 32, 12 Creek Street Brisbane QLD 4000	49.601	68	Tidak Beroperasi Non-Operating
Stanmore IP Coal Pty Ltd	Pertambangan batu bara Coal mining	Level 32, 12 Creek Street Brisbane QLD 4000	49.601	422,415,700	Tidak Beroperasi Non-Operating
Stanmore IP South Pty Ltd	Eksplorasi batu bara Coal exploration	Level 32, 12 Creek Street Brisbane QLD 4000	49.601	9,879,247	Tidak Beroperasi Non-Operating
Stanmore Bowen Coal Pty Ltd	Eksplorasi dan pertambangan batu bara Coal exploration and mining	Level 32, 12 Creek Street Brisbane QLD 4000	49.601	68	Tidak Beroperasi Non-Operating
Isaac Plains Coal Management Pty Ltd	Eksplorasi dan pertambangan batu bara Coal exploration and mining	Level 32, 12 Creek Street Brisbane QLD 4000	49.601	7	Tidak Beroperasi Non-Operating
Isaac Plains Sales & Marketing Pty Ltd	Eksplorasi dan pertambangan batu bara Coal exploration and mining	Level 32, 12 Creek Street Brisbane QLD 4000	49.601	-	Tidak Beroperasi Non-Operating
Stanmore Green Pty Ltd	Energi terbarukan Renewable energy	Level 32, 12 Creek Street Brisbane QLD 4000	49.601	-	Tidak Beroperasi Non-Operating
Stanmore SMC Holdings Pty Ltd	Pertambangan batu bara Coal mining	Level 32, 12 Creek Street Brisbane QLD 4000	49.601	1,968,785,985	Tidak Beroperasi[1)] Non-Operating[1)]
Dampier Coal (Queensland) Pty Ltd	Penyertaan saham Investment	Level 32, 12 Creek Street Brisbane QLD 4000	49.601	455,706,147	Tidak Beroperasi[1)] Non-Operating[1)]
Stanmore SMC Pty Ltd	Pertambangan batu bara Coal mining	Level 32, 12 Creek Street Brisbane QLD 4000	49.601	1,511,253,982	Beroperasi Operating
Red Mountain Infrastructure Pty Ltd	Penanganan dan persiapan batu bara Coal handling and preparation	Level 32, 12 Creek Street Brisbane QLD 4000	49.601	18,592,348	Beroperasi Operating
PT Citra Alam Indah	Perdagangan Trading	Sinar Mas Land Plaza, Tower II, 24th Floor Jl. MH. Thamrin No. 51, Jakarta 10350, Indonesia Telepon / Telephone: +6221 31990258 Faksimili / Facsimile: +6221 31990259	99.999	4,210,802	Tidak Beroperasi Non-Operating
PT Andalan Satria Lestari	Perdagangan Trading	Sinar Mas Land Plaza, Tower II, 24th Floor Jl. MH. Thamrin No. 51, Jakarta 10350, Indonesia Telepon / Telephone: +6221 31990258 Faksimili / Facsimile: +6221 31990259	99.999	37,252,814	Beroperasi Operating
PT Rimba Subur Lestari	Pertambangan batu bara Coal mining	Griya Pramuka Blok A-9, Jl. Lintas Palembang-Sekayu Kayuara, Sekayu Sub-District, Musi Banyuasin District South Sumatera, Indonesia	99.999	564,172	Tidak Beroperasi Non-Operating
PT Buana Bara Ekapratama	Pertambangan batu bara Coal mining	Sinar Mas Land Plaza, Tower II, 24th Floor Jl. MH. Thamrin No. 51, Jakarta 10350, Indonesia Telepon / Telephone: +6221 31990258 Faksimili / Facsimile: +6221 31990259	99.999	8,976,516	Beroperasi Operating
PT Duta Alam Ekapratama	Pertambangan batu bara Coal mining	Sinar Mas Land Plaza, Tower II, 24th Floor Jl. MH. Thamrin No. 51, Jakarta 10350, Indonesia Telepon / Telephone: +6221 31990258 Faksimili / Facsimile: +6221 31990259	99.999	523,798	Tidak Beroperasi Non-Operating
PT Andalan Satria Abadi	Pertambangan batu bara Coal mining	Sinar Mas Land Plaza, Tower II, 24th Floor Jl. MH. Thamrin No. 51, Jakarta 10350, Indonesia Telepon / Telephone: +6221 31990258 Faksimili / Facsimile: +6221 31990259	99.999	776,477	Tidak Beroperasi Non-Operating

Nama Perusahaan Company Name	**Bidang Usaha** Business Field	**Alamat** Address	**Persentase Kepemilikan Efektif** Percentage of Effective Ownership	**Jumlah Aset** Total Assets **(USD)**	**Status Operasi** Operating Status
PT Manggala Alam Lestari	Pertambangan batu bara Coal mining	Sinar Mas Land Plaza, Tower II, 24th Floor Jl. MH. Thamrin No. 51, Jakarta 10350, Indonesia Telepon / Telephone: +6221 31990258 Faksimili / Facsimile: +6221 31990259	99.998	27,846,640	Beroperasi Operating
PT Nusa Indah Permai	Pertambangan batu bara Coal mining	Griya Pramuka Blok A-9, Jl. Lintas Palembang-Sekayu Kayuara, Sekayu Sub-District, Musi Banyuasin District South Sumatera, Indonesia	99.995	1,336,182	Tidak Beroperasi Non-Operating
PT Buana Inti Citraprima	Pertambangan batu bara Coal mining	Sinar Mas Land Plaza, Tower II, 24th Floor Jl. MH. Thamrin No. 51, Jakarta 10350, Indonesia Telepon / Telephone: +6221 31990258 Faksimili / Facsimile: +6221 31990259	99.999	862,290	Tidak Beroperasi Non-Operating
PT Citra Alam Cahaya	Pertambangan batu bara Coal mining	Sinar Mas Land Plaza, Tower II, 24th Floor Jl. MH. Thamrin No. 51, Jakarta 10350, Indonesia Telepon / Telephone: +6221 31990258 Faksimili / Facsimile: +6221 31990259	99.999	417,396	Tidak Beroperasi Non-Operating
PT Cahaya Amanah Sentosa	Pertambangan batu bara Coal mining	Sinar Mas Land Plaza, Tower II, 24th Floor Jl. MH. Thamrin No. 51, Jakarta 10350, Indonesia Telepon / Telephone: +6221 31990258 Faksimili / Facsimile: +6221 31990259	99.999	55,503	Tidak Beroperasi Non-Operating
PT Cahaya Nusa Pratama	Pertambangan batu bara Coal mining	Sinar Mas Land Plaza, Tower II, 24th Floor Jl. MH. Thamrin No. 51, Jakarta 10350, Indonesia Telepon / Telephone: +6221 31990258 Faksimili / Facsimile: +6221 31990259	99.999	580,194	Tidak Beroperasi Non-Operating
PT Cahaya Bara Pratama	Pertambangan batu bara Coal mining	Sinar Mas Land Plaza, Tower II, 24th Floor Jl. MH. Thamrin No. 51, Jakarta 10350, Indonesia Telepon / Telephone: +6221 31990258 Faksimili / Facsimile: +6221 31990259	99.999	104,171	Tidak Beroperasi Non-Operating
PT Duta Alam Jaya	Pertambangan batu bara Coal mining	Sinar Mas Land Plaza, Tower II, 24th Floor Jl. MH. Thamrin No. 51, Jakarta 10350, Indonesia Telepon / Telephone: +6221 31990258 Faksimili / Facsimile: +6221 31990259	99.999	409,430	Tidak Beroperasi Non-Operating
PT Wahana Alam Lestari	Perdagangan dan pertambangan batu bara Trading and coal mining	Sinar Mas Land Plaza, Tower II, 24th Floor Jl. MH. Thamrin No. 51, Jakarta 10350, Indonesia Telepon / Telephone: +6221 31990258 Faksimili / Facsimile: +6221 31990259	99.999	7,695	Tidak Beroperasi Non-Operating
PT Nusantara Indah Lestari	Perdagangan dan pertambangan batu bara Trading and coal mining	Sinar Mas Land Plaza, Tower II, 24th Floor Jl. MH. Thamrin No. 51, Jakarta 10350, Indonesia Telepon / Telephone: +6221 31990258 Faksimili / Facsimile: +6221 31990259	99.999	947,142	Tidak Beroperasi Non-Operating
PT DSSP Power Mas Sejahtera	Penyertaan saham Investment	Sinar Mas Land Plaza, Tower II, 24th Floor Jl. MH. Thamrin No. 51, Jakarta 10350, Indonesia Telepon / Telephone: +6221 31990258 Faksimili / Facsimile: +6221 31990259	99.999	15,967	Tidak Beroperasi Non-Operating
PT Andalan Mas Sejahtera	Penyertaan saham Investment	Sinar Mas Land Plaza, Tower II, 24th Floor Jl. MH. Thamrin No. 51, Jakarta 10350, Indonesia Telepon / Telephone: +6221 31990258 Faksimili / Facsimile: +6221 31990259	99.999	47,816,392	Tidak Beroperasi[1)] Non-Operating[1)]
Hillmas Coal Pte. Ltd.	Penyertaan saham Investment	1 Raffles Place, #28-02 One Raffles Place Singapore 048616	99.999	17,030,854	Tidak Beroperasi[1)] Non-Operating[1)]
Kalteng Investment Pte. Ltd.	Penyertaan saham Investment	1 Raffles Place, #28-02 One Raffles Place Singapore 048616	99.999	35,538	Tidak Beroperasi Non-Operating

Nama Perusahaan Company Name	**Bidang Usaha** Business Field	**Alamat** Address	**Persentase Kepemilikan Efektif** Percentage of Effective Ownership	**Jumlah Aset** Total Assets **(USD)**	**Status Operasi** Operating Status
Shaanxi North West Power Corporation (Singapore) Pte. Ltd.	Penyertaan saham Investment	1 Raffles Place, #28-02 One Raffles Place Singapore 048616	99.999	1,261	Tidak Beroperasi Non-Operating
PT Surya Kalimantan Sejati	Pertambangan batu bara Coal mining	Sinar Mas Land Plaza, Tower II, 24th Floor Jl. MH. Thamrin No. 51, Jakarta 10350, Indonesia Telepon / Telephone: +6221 31990258 Faksimili / Facsimile: +6221 31990259	98.499	31,690,208	Beroperasi Operating
PT Surya Kalimantan Sejati Dua	Pertambangan batu bara Coal mining	Sinar Mas Land Plaza, Tower II, 24th Floor Jl. MH. Thamrin No. 51, Jakarta 10350, Indonesia Telepon / Telephone: +6221 31990258 Faksimili / Facsimile: +6221 31990259	99.234	646,386	Tidak Beroperasi Non-Operating
PT Persada Makmur Sejahtera	Pertambangan batu bara Coal mining	Sinar Mas Land Plaza, Tower II, 24th Floor Jl. MH. Thamrin No. 51, Jakarta 10350, Indonesia Telepon / Telephone: +6221 31990258 Faksimili / Facsimile: +6221 31990259	91.488	2,243,228	Tidak Beroperasi[1)] Non-Operating[1)]
PT Persada Makmur Selaras Dua	Pertambangan batu bara Coal mining	Sinar Mas Land Plaza, Tower II, 24th Floor Jl. MH. Thamrin No. 51, Jakarta 10350, Indonesia Telepon / Telephone: +6221 31990258 Faksimili / Facsimile: +6221 31990259	95.658	691,525	Tidak Beroperasi Non-Operating
PT Daya Anugerah Sejati Utama	Penyertaan saham Investment	Sinar Mas Land Plaza, Tower II, 24th Floor Jl. MH. Thamrin No. 51, Jakarta 10350, Indonesia Telepon / Telephone: +6221 31990258 Faksimili / Facsimile: +6221 31990259	99.999	172,509	Tidak Beroperasi[1)] Non-Operating[1)]
PT Daya Surya Mas Makmur	Penyertaan saham Investment	Sinar Mas Land Plaza, Tower II, 24th Floor Jl. MH. Thamrin No. 51, Jakarta 10350, Indonesia Telepon / Telephone: +6221 31990258 Faksimili / Facsimile: +6221 31990259	99.999	13,127	Tidak Beroperasi[1)] Non-Operating[1)]
PT Daya Sukses Makmur Selaras	Penyertaan saham Investment	Sinar Mas Land Plaza, Tower II, 24th Floor Jl. MH. Thamrin No. 51, Jakarta 10350, Indonesia Telepon / Telephone: +6221 31990258 Faksimili / Facsimile: +6221 31990259	99.999	158,202	Tidak Beroperasi Non-Operating
PT Daya Mas Geopatra Energi	Penyertaan saham Investment	Sinar Mas Land Plaza, Tower II, 24th Floor Jl. MH. Thamrin No. 51, Jakarta 10350, Indonesia Telepon / Telephone: +6221 31990258 Faksimili / Facsimile: +6221 31990259	89.999	156,289	Tidak Beroperasi[1)] Non-Operating[1)]
PT Daya Mas Geopatra Pangrango	Penyertaan saham Investment	Sinar Mas Land Plaza, Tower II, 24th Floor Jl. MH. Thamrin No. 51, Jakarta 10350, Indonesia Telepon / Telephone: +6221 31990258 Faksimili / Facsimile: +6221 31990259	90.000	155,194	Tidak Beroperasi[1)] Non-Operating[1)]
PT DSSP Power Sentosa	Jasa penunjang tenaga listrik Power generation supporting services	Sinar Mas Land Plaza, Tower II, 24th Floor Jl. MH. Thamrin No. 51, Jakarta 10350, Indonesia Telepon / Telephone: +6221 31990258 Faksimili / Facsimile: +6221 31990259	99.998	641,599	Tidak Beroperasi Non-Operating
PT Innovate Mas Utama	Penyertaan saham Investment	Sinar Mas Land Plaza, Tower II, 24th Floor Jl. MH. Thamrin No. 51, Jakarta 10350, Indonesia Telepon / Telephone: +6221 31990258 Faksimili / Facsimile: +6221 31990259	99.999	190,460,983	Tidak Beroperasi[1)] Non-Operating[1)]
PT Innovate Mas Indonesia	TV Berbayar Pay-TV	Sinar Mas Land Plaza, Tower II, 25th Floor Jl. MH. Thamrin No. 51, Jakarta 10350, Indonesia Telepon / Telephone: +6221 24155508 Faksimili / Facsimile: -	99.999	82.551,068	Beroperasi Operating

Nama Perusahaan Company Name	Bidang Usaha Business Field	Alamat Address	Persentase Kepemilikan Efektif Percentage of Effective Ownership	Jumlah Aset Total Assets (USD)	Status Operasi Operating Status
PT Eka Mas Republik	Penyedia jasa internet Internet service provider	Sinar Mas Land Plaza, Tower II, 25th Floor Jl. MH. Thamrin No. 51, Jakarta 10350, Indonesia Telepon / Telephone: +6221 24155508 Faksimili / Facsimile: -	99.999	190,327,112	Beroperasi Operating
Golden Multimedia Holdings Pte. Ltd.	Penyertaan saham Investment	10 Anson Road, #33-02 International Plaza Singapore 079903	99.999	25,198,245	Tidak Beroperasi[1)] Non-Operating[1)]
Celesta Prime Technology Pte. Ltd.	Penyertaan saham Investment	10 Anson Road, #33-02 International Plaza Singapore 079903	99.999	1,818	Tidak Beroperasi[1)] Non-Operating[1)]
Sunshine Network Pte. Ltd.	Penyertaan saham Investment	10 Anson Road, #33-02 International Plaza Singapore 079903	99.999	1,307	Tidak Beroperasi[1)] Non-Operating[1)]
Dalligent Solutions Pte. Ltd.	Penyertaan saham Investment	108 Pasir Panjang Road #06-00 Golden Agri Plaza Singapore (118535)	62.999	22,347,534	Tidak Beroperasi[1)] Non-Operating[1)]
PT Dalligent Solusi Indonesia	Informasi dan komunikasi Information and communication	Sinar Mas Land Plaza, Tower II, 24th Floor Jl. MH. Thamrin No. 51, Jakarta 10350, Indonesia Telepon / Telephone: +6221 31990258 Faksimili / Facsimile: +6221 31990259	63,007	1,352,388	Beroperasi Operating
Beijing Shuzhifang Technology Co. Ltd.	Penelitian ilmiah dan industri jasa teknologi Scientific research and technology service industry	8F, Building B, Guorui Plaza, No. 1 Disheng East Road, Daxing District, Beijing, China Telepon / Telephone: +86 18618305998 Faksimili / Facsimile: -	62.999	4,742,015	Beroperasi Operating
PT Dian Semesta Sentosa	Penyertaan saham Investment	Sinar Mas Land Plaza, Tower II, 24th Floor Jl. MH. Thamrin No. 51, Jakarta 10350, Indonesia Telepon / Telephone: +6221 31990258 Faksimili / Facsimile: +6221 31990259	99.999	22,219,686	Tidak Beroperasi[1)] Non-Operating[1)]
PT Buana Mas Sejahtera	Penyertaan saham Investment	Sinar Mas Land Plaza, Tower II, 24th Floor Jl. MH. Thamrin No. 51, Jakarta 10350, Indonesia Telepon / Telephone: +6221 31990258 Faksimili / Facsimile: +6221 31990259	99.999	2,375,295	Tidak Beroperasi[1)] Non-Operating[1)]
PT DSST Dana Gemilang	Penyertaan saham Investment	Sinar Mas Land Plaza, Tower II, 24th Floor Jl. MH. Thamrin No. 51, Jakarta 10350, Indonesia Telepon / Telephone: +6221 31990258 Faksimili / Facsimile: +6221 31990259	99.999	199,497,695	Tidak Beroperasi Non-Operating
PT DSST Vidio Gemilang	Penyertaan saham Investment	Sinar Mas Land Plaza, Tower II, 24th Floor Jl. MH. Thamrin No. 51, Jakarta 10350, Indonesia Telepon / Telephone: +6221 31990258 Faksimili / Facsimile: +6221 31990259	99.999	23,312,522	Tidak Beroperasi[1)] Non-Operating[1)]
PT Dian Semesta Investasi	Penyertaan saham Investment	Sinar Mas Land Plaza, Tower II, 24th Floor Jl. MH. Thamrin No. 51, Jakarta 10350, Indonesia Telepon / Telephone: +6221 31990258 Faksimili / Facsimile: +6221 31990259	99.999	11,211,466	Tidak Beroperasi[1)] Non-Operating[1)]
PT Kupu Era Medika	Penyertaan saham dan konsultasi manajemen lainnya Investment and other management consultation	Sinar Mas Land Plaza, Tower II, 24th Floor Jl. MH. Thamrin No. 51, Jakarta 10350, Indonesia Telepon / Telephone: +6221 31990258 Faksimili / Facsimile: +6221 31990259	99.999	75,655	Tidak Beroperasi[1)] Non-Operating[1)]
PT Kupu Medika Prima	Medis Medical	Sinar Mas Land Plaza, Tower II, 24th Floor Jl. MH. Thamrin No. 51, Jakarta 10350, Indonesia Telepon / Telephone: +6221 31990258 Faksimili / Facsimile: +6221 31990259	99.999	15,892	Tidak Beroperasi Non-Operating
PT Kupu Medika Sejahtera	Medis Medical	Sinar Mas Land Plaza, Tower II, 24th Floor Jl. MH. Thamrin No. 51, Jakarta 10350, Indonesia Telepon / Telephone: +6221 31990258 Faksimili / Facsimile: +6221 31990259	99.999	15,892	Tidak Beroperasi Non-Operating

Nama Perusahaan Company Name	Bidang Usaha Business Field	Alamat Address	Persentase Kepemilikan Efektif Percentage of Effective Ownership	Jumlah Aset Total Assets (USD)	Status Operasi Operating Status
PT Rolimex Suburin Hutani Persada	Perdagangan pupuk Fertilizer trading	ITC Cempaka Mas Office Tower, 11th Floor Jl. Letjen Suprapto Kav.1, Jakarta 10640, Indonesia	69.653	28,254	Tidak Beroperasi Non-Operating
PT Buana Bumi Energi	Penyertaan saham Investment	Sinar Mas Land Plaza, Tower II, 24th Floor Jl. MH. Thamrin No. 51, Jakarta 10350, Indonesia Telepon / Telephone: +6221 31990258 Faksimili / Facsimile: +6221 31990259	99.730	2,190,073	Tidak Beroperasi Non-Operating
Alpha Prime Services Pte. Ltd.	Penyertaan saham Investment	1 Raffles Place, #28-02 One Raffles Place Singapore 048616	99.998	104,060	Tidak Beroperasi[1)] Non-Operating[1)]
Shining Energy Pte.Ltd.	Penyertaan saham Investment	1 Raffles Place, #28-02 One Raffles Place Singapore 048616	99.998	274,408	Tidak Beroperasi[1)] Non-Operating[1)]
Golden Prime Power Pte. Ltd.	Penyertaan saham Investment	1 Raffles Place, #28-02 One Raffles Place Singapore 048616	99.998	128,486	Tidak Beroperasi[1)] Non-Operating[1)]

Keterangan / Notes :
[1)] Tidak melakukan kegiatan operasi, hanya menjalankan fungsi sebagai perusahaan induk pasif
[2)] Melakukan fungsi sebagai perusahaan induk aktif

[1)] Not performing operational activities, only acting as a passive holding company
[2)] Performing role as an active holding company

Daftar entitas anak ini sesuai dengan yang tercantum pada bagian entitas anak yang dikonsolidasikan dalam laporan keuangan audit konsolidasian Perseroan per 31 Desember 2022. [GRI 2-2-b]

This list of subsidiaries is in accordance with those listed in the consolidated subsidiaries section in the Company's consolidated audited financial statements as of December 31, 2022. [GRI 2-2-b]

Entitas Ventura Bersama dan Asosiasi

Joint Venture and Associate Entities

Nama Perusahaan Company Name	Kegiatan Usaha Business Activities	Alamat Address	Persentase Kepemilikan Efektif Percentage of Effective Ownership	Nilai Investasi Tercatat Carrying Value of Investment (USD)	Status Operasi Operating Status
PT Serpong Mas Telematika	Perdagangan Trading	Gedung Sinar Mas Land Plaza, Grand Boulevard BSD Green Office Park, BSD City, Tangerang 15345, Indonesia Telepon / Telephone: +6221 50368368	50.500	0	Beroperasi Operating
PT Excite Indonesia	Konsultasi manajemen dan jasa situs Management consultation and website services	Sinar Mas Land Plaza, Tower II, 24th Floor Jl. MH. Thamrin No. 51, Jakarta 10350, Indonesia Telepon / Telephone: +6221 31990258 Faksimili / Facsimile: +6221 31990259	49.868	0	Tidak Beroperasi Non-Operating
PT Datang DSSP Power Indonesia	Penyertaan saham Investment	Sinar Mas Land Plaza, Tower II, 23rd Floor Jl. MH. Thamrin No. 51, Jakarta 10350, Indonesia Telepon / Telephone: +6221 31990392 Faksimili / Facsimile: +6221 3925633	25.000	153,748,421	Beroperasi Operating
Ravenswood Gold Group Pty Ltd	Penyertaan saham Investment	Level 17, 307 Queen Street Brisbane, Queensland 4000 Telepon / Telephone: +61 7 47523100 Faksimili / Facsimile: +61 7 47523131	43.435	62,730,618	Beroperasi Operating
MetRes Pty Ltd	Penyertaan saham Investment	Level 37/123 Eagle Street Brisbane QLD 4000 GPO Box 1068 Brisbane QLD 4001 Telepon / Telephone: +61 7 3236551 Faksimili / Facsimile: -	32.720	19,298,567	Beroperasi Operating
PT Satelit Nusantara Tiga	Aktivitas telekomunikasi satelit Satellite telecommunications activities	Gedung Kantor Taman A9 Unit C3-C4 Jl. Dr. Ide Anak Agung Gde Agung Lot 8/9 No. 9 Kawasan Mega Kuningan, Jakarta 12950 Telepon / Telephone: +6221 576 2292 Faksimili / Facsimile: -	25.000	22,217,027	Beroperasi Operating

Lembaga dan Profesi Penunjang Pasar Modal untuk Tahun 2022

Capital Market Supporting Institutions and Professions for 2022

Berikut ini merupakan lembaga dan profesi penunjang pasar modal yang ditunjuk oleh Perseroan pada tahun 2022:

The followings were the capital market supporting institutions and professions appointed by the Company in 2022:

Biro Administrasi Efek Share Administration Bureau	**PT Sinartama Gunita** Menara Tekno, 7th Floor, Jl. H. Fachrudin No. 19 Kampung Bali, Tanah Abang, Jakarta Pusat Telepon / Telephone: +6221 3922332 Faksimili / Facsimile: +6221 3923003
Biaya Fee	Rp72,500,000
Jasa Services	Administrasi efek Share administration

Notaris Public Notary	**Hannywati Gunawan, S.H.** Jl. Mangga Besar V No. 10 Jakarta Barat Telepon / Telephone: +6221 6241822, +6221 6241833 Faksimili / Facsimile: +6221 6241730
Biaya Fee	Rp36,000,000
Jasa Services	Penyusunan berita acara RUPST dan RUPSLB Preparation of minutes of AGM and EGM

Akuntan Publik Public Accountant	**KAP Mirawati Sensi Idris** *(Independent member of Moore Stephens International Limited)* Menara Intiland, 7th Floor, Jl. Jenderal Sudirman Kav. 32 Jakarta Selatan Telepon / Telephone: +6221 5708111 Faksimili / Facsimile: +6221 5722737
Biaya Audit Audit Fee	Rp1,935,000,000
Biaya Non-Audit Non-Audit Fee	Rp230,000,000
Jasa Services	Audit dan penelaahan terbatas laporan keuangan konsolidasian Audit and limitedly review the consolidated financial statements

Berikut ini adalah AP dan KAP yang melakukan audit terhadap Laporan Keuangan Tahunan Perseroan dalam 5 (lima) tahun terakhir:

The followings were the AP and KAP who have audited on the Company's Annual Financial Statements for the last 5 (five) years:

Tahun Year	Akuntan Publik Public Accountant	KAP	Opini Opinion	Biaya Audit (Rp) Audit Fee (Rp)	Biaya Non Audit (Rp) Non-Audit Fee (Rp)	Total (Rp) Total (Rp)
2022	Maria Leckzinska	Mirawati Sensi Idris	Wajar Tanpa Modifikasian Unqualified Opinion	1,935,000,000	230,000,000	2,165,000,000
2021	Maria Leckzinska	Mirawati Sensi Idris	Wajar Tanpa Modifikasian Unqualified Opinion	1,530,000,000	530,000,000	2,060,000,000
2020	Yelly Warsono	Mirawati Sensi Idris	Wajar Tanpa Modifikasian Unqualified Opinion	2,375,000,000	552,500,000	2,927,500,000
2019	Yelly Warsono	Mirawati Sensi Idris	Wajar Tanpa Modifikasian Unqualified Opinion	2,130,000,000	102,500,000	2,232,500,000
2018	Maria Leckzinska	Mirawati Sensi Idris	Wajar Tanpa Modifikasian Unqualified Opinion	2,115,000,000	102,500,000	2,217,500,000

Sumber Daya Manusia

Human Resources

Perseroan menyadari bahwa SDM yang baik merupakan salah satu strategi dan kunci utama dalam kesuksesan dan keberlanjutan usaha Perseroan. Oleh karena itu, Perseroan senantiasa berupaya memberikan prioritas pada perencanaan, pengelolaan, dan pengembangan SDM, termasuk perencanaan, pengelolaan, dan pengembangan sistem rekrutmen-seleksi- penempatan kerja, sistem penilaian kinerja, sistem peningkatan kompetensi karyawan, sistem pemberian kompensasi, dan sistem kesehatan-keselamatan-keamanan kerja.

The Company realizes that proper HR planning, management, and development is one of the main strategies and keys to the success and sustainability of the Company. Therefore, the Company always seeks to give priority to HR planning, management, and development, including planning, managing, and developing recruitment-selection-job placement systems, performance appraisal systems, employee competency improvement systems, compensation systems, and occupational-health-safety-security systems.



Profil Karyawan

Pada akhir tahun 2022, Perseroan dan entitas anak tercatat memiliki sebanyak 2.972 karyawan yang terdiri dari 2.484 karyawan tetap dan 488 karyawan kontrak. Jumlah ini mengalami kenaikan jika dibandingkan tahun sebelumnya di mana Perseroan dan entitas anak mempekerjakan 2.005 karyawan. Kenaikan ini disebabkan terutama karena adanya entitas anak baru dari hasil aksi korporasi Perseroan yang bergerak di bidang pertambangan dan perdagangan batu bara. Adapun jumlah karyawan yang bekerja di Perseroan (di luar entitas anak) adalah sebanyak 592 orang.

Employee Profile

At the end of 2022, the Company and its subsidiaries were recorded as having 2,972 employees consisting of 2,484 permanent employees and 488 contract-based employees. The headcount increased compared to that in the previous year, of which the Company and its subsidiaries employed 2,005 employees. This increase was mainly due to the new subsidiaries resulted from one of the corporate actions which is focusing on the coal mining and trading business. The number of employees working at the Company (excluding subsidiaries) was 592 persons.

Profil Karyawan Berdasarkan Perusahaan
Profile of Employees by Company

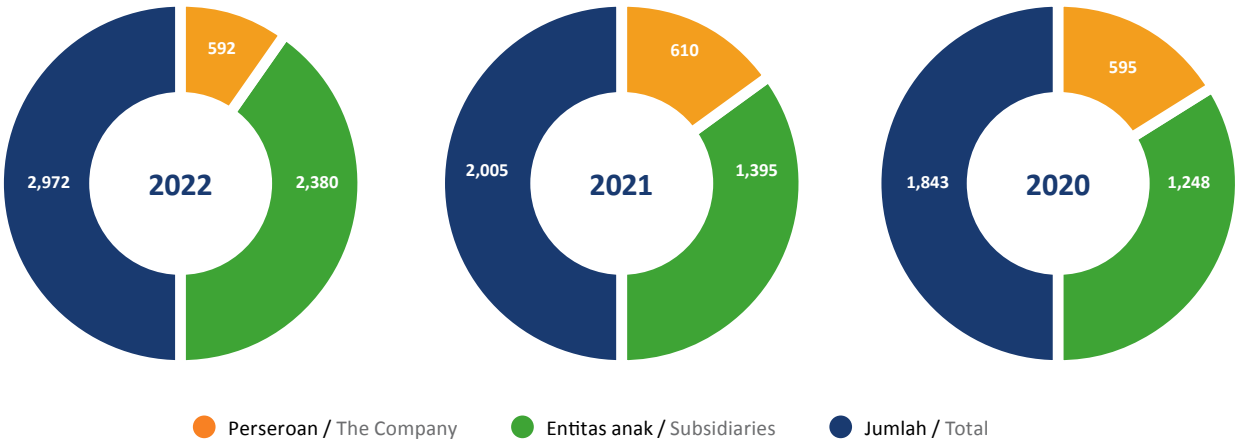

Perseroan dan entitas anak senantiasa berupaya memberikan kesempatan kerja yang setara tanpa membedakan jenis kelamin. [GRI 405-1]

Perseroan juga memberikan kesempatan yang setara kepada karyawan yang memiliki kompetensi, karakter, dan etos kerja yang baik untuk mengembangkan karirnya secara profesional dan dipromosikan ke jabatan lowong yang lebih tinggi, tanpa membedakan suku, agama, ras, dan usia.

The Company and its subsidiaries constantly seek to provide equal opportunities regardless of gender. [GRI 405-1]

The Company also provides equal opportunities to employees who have good competency, characters, and work ethics, to develop his/her career professionally and be promoted to higher vacant position, regardless of ethnicity, religion, race, and age.

Hingga 31 Desember 2022, tenaga kerja Perseroan dan entitas anak masih didominasi tenaga kerja pria, hal Ini disebabkan karena kegiatan usaha Perseroan dan entitas anak didominasi oleh kegiatan usaha di bisnis penyediaan tenaga listrik dan pertambangan. Namun demikian, jumlah tenaga kerja wanita tercatat terus mengalami kenaikan.

Until December 31, 2022, the Company's and subsidiaries' workforce was still dominated by male workers, as the Company and its subsidiaries' business fields are dominated by power generation and mining businesses. However, the number of female workers continues to increase.

Profil Karyawan Berdasarkan Jenis Kelamin [GRI 405-1]
Profile of Employees by Gender

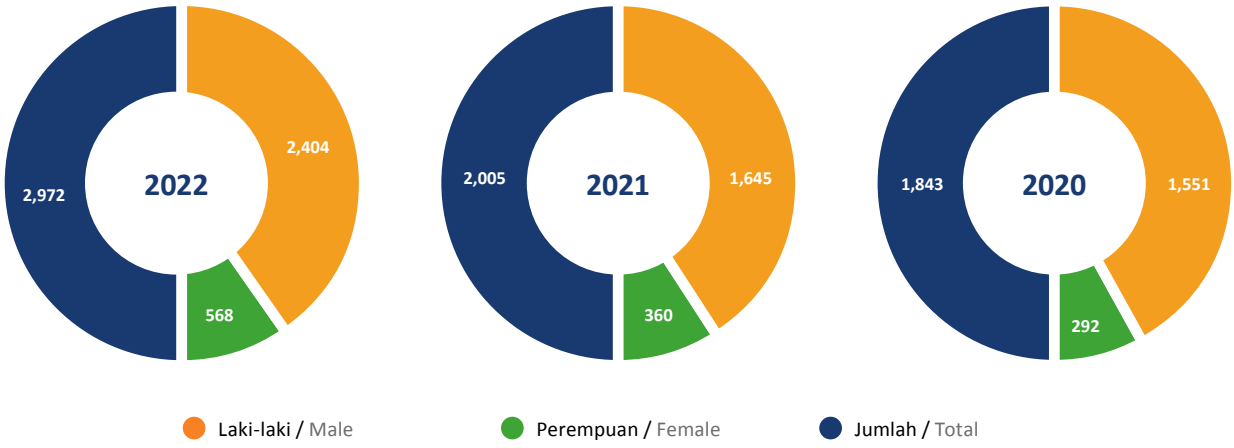

Profil karyawan Perseroan dan entitas anak per 31 Desember 2022, 31 Desember 2021, dan 31 Desember 2020 adalah sebagai berikut:

The profile of the employees of the Company and its subsidiaries as of December 31, 2022, December 31, 2021, and December 31, 2020, was shown as follows:

Profil Karyawan Berdasarkan Usia [GRI 405-1]
Profile of Employees by Age

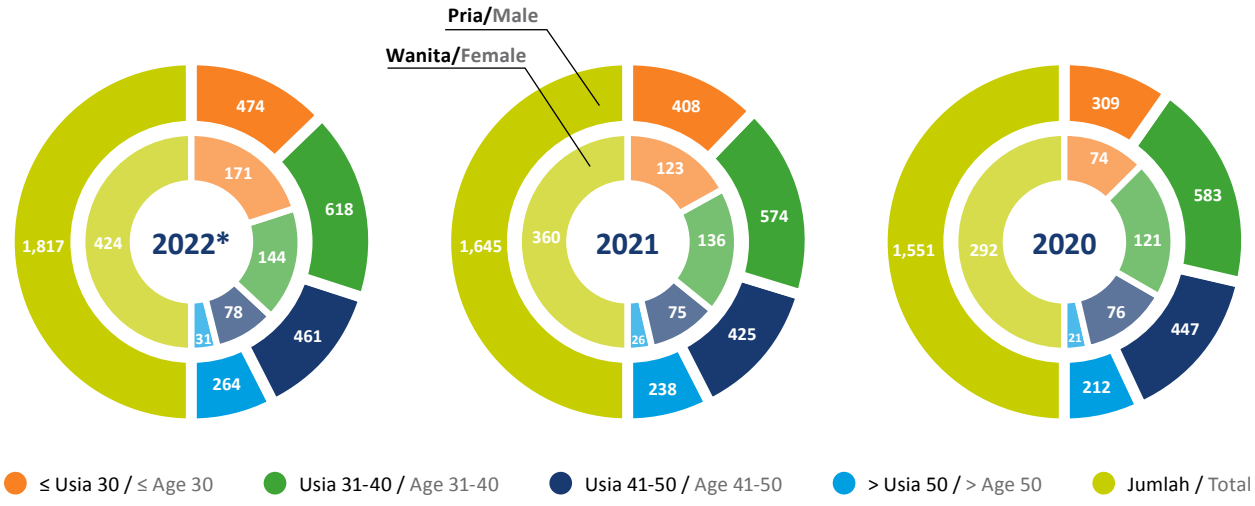

*) tidak termasuk Stanmore / excluding Stanmore

Profil Karyawan Berdasarkan Pendidikan [GRI 405-1]
Profile of Employees by Education

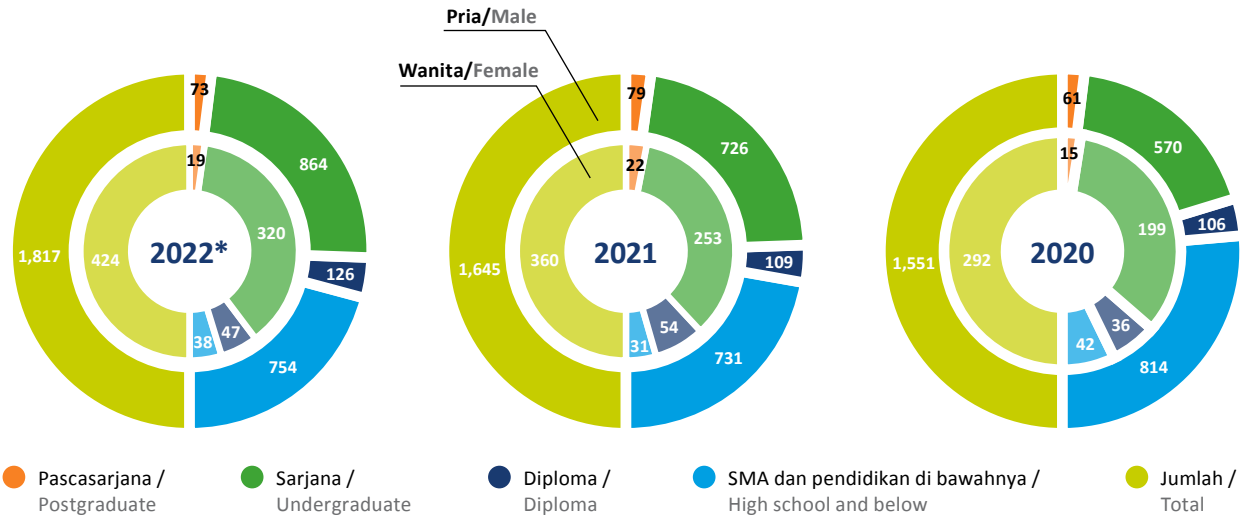

*) tidak termasuk Stanmore / excluding Stanmore

Profil Karyawan Berdasarkan Jabatan
Profile of Employees by Position

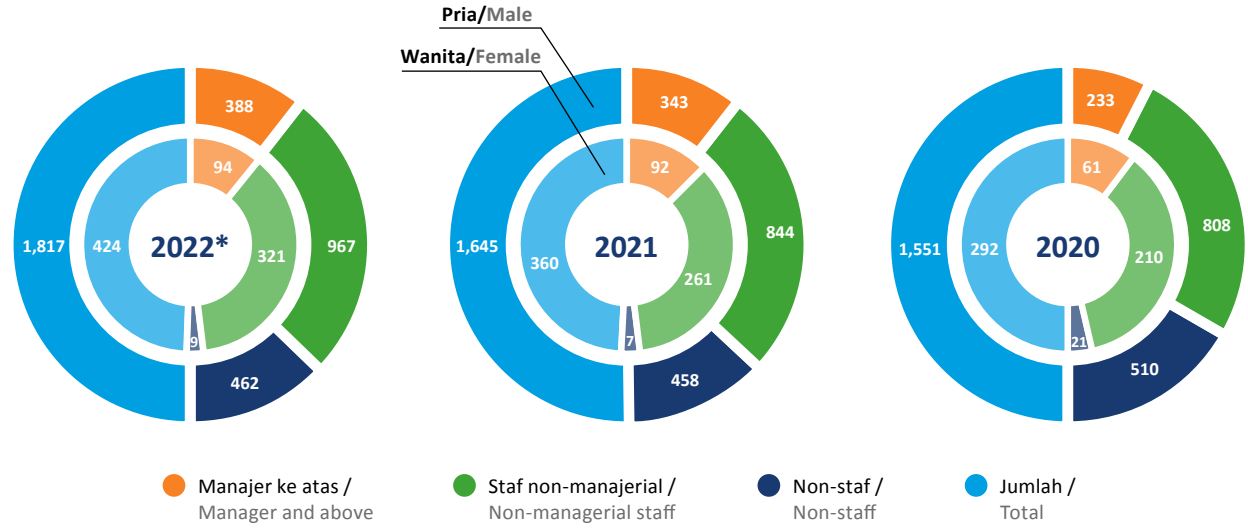

*) tidak termasuk Stanmore / excluding Stanmore

Profil Karyawan Berdasarkan Status Kerja [GRI 405-1]
Profile of Employees by Employment Status

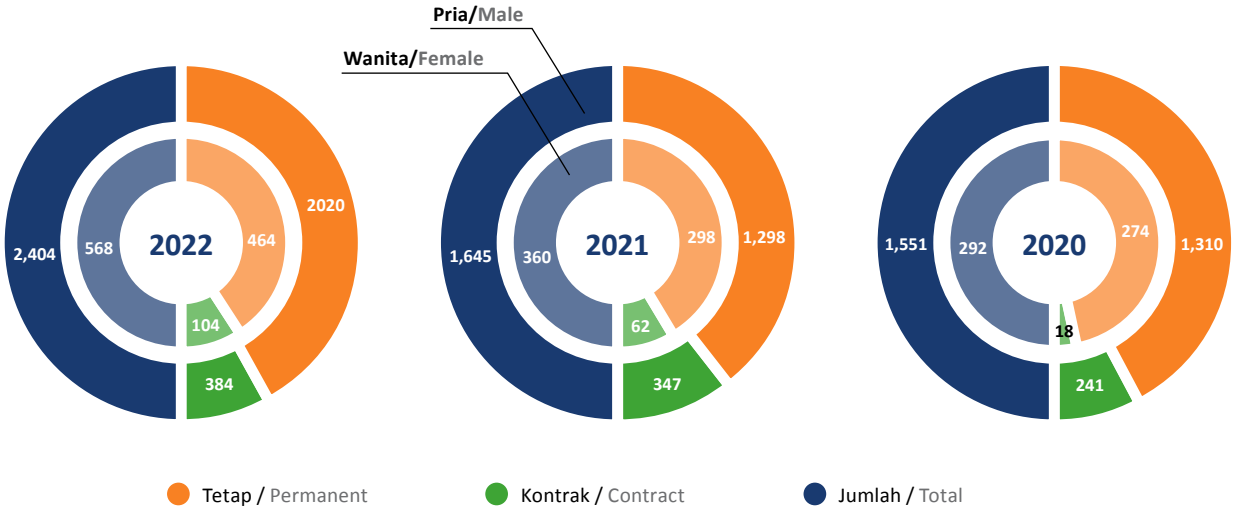

Profil Karyawan Berdasarkan Status Kerja dan Wilayah* [GRI 2-7]
Employee Profiles by Employment Status and Region*

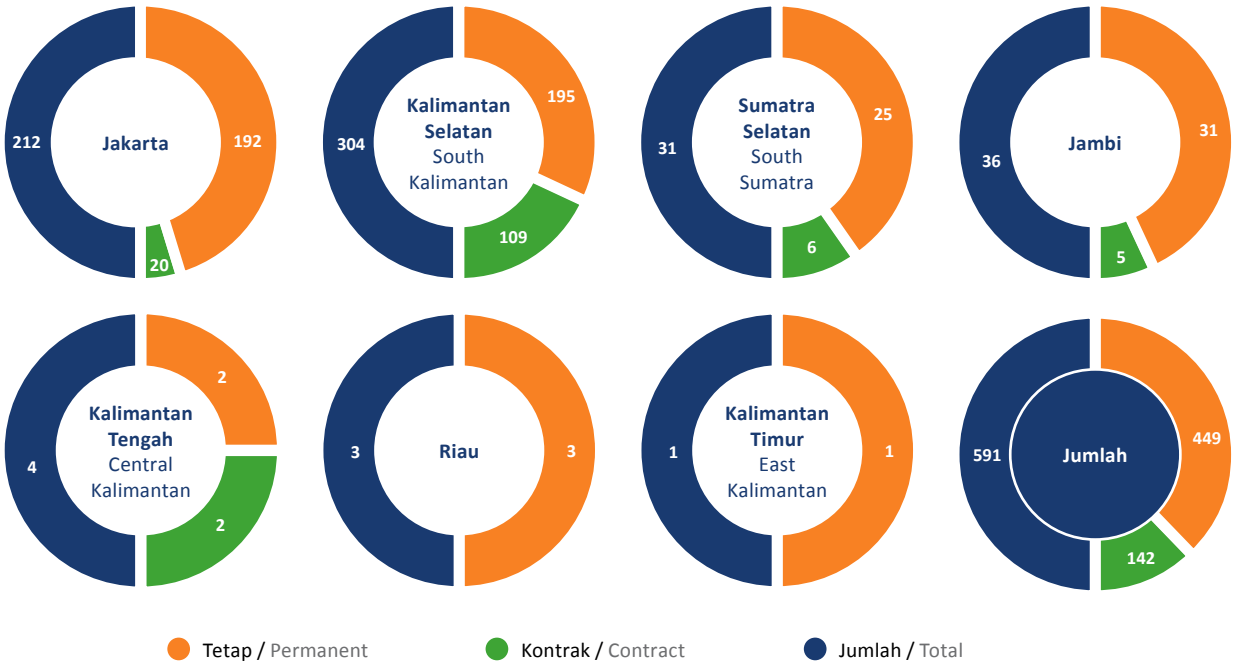

*) tahun 2022, hanya BIB / year 2022, employees under BIB

Profil Perekrutan Karyawan Berdasarkan Wilayah* [GRI 2-7]
Employee Hiring Profile by Region*

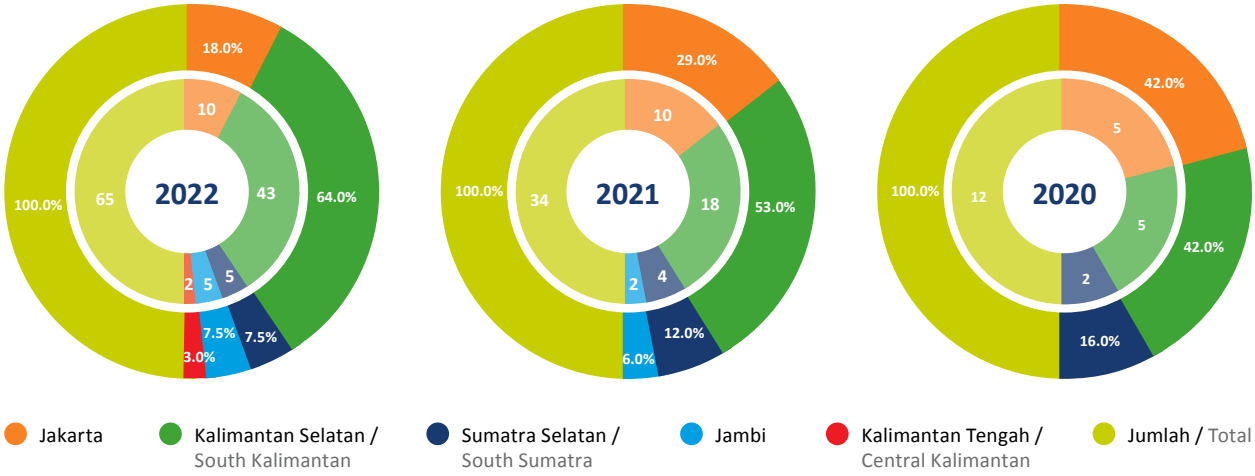

*) hanya BIB / employees under BIB

Profil Laju Pergantian Karyawan* [GRI 401-1]
Employee Turnover Rate Profile*

Lokasi Operasi Operation Location DKI Jakarta	2022			2021			2020		
	Pria Male	Wanita Female	%	Pria Male	Wanita Female	%	Pria Male	Wanita Female	%
Karyawan baru New employees	19	0	3.2%	44	1	7.4%	22	10	5.4%
Karyawan pensiun Retired employees	11	0	1.9%	8	0	1.3%	22	1	3.9%
Karyawan mengundurkan diri / PHK Resigned / laid off employees	18	6	4.1%	18	4	3.6%	27	5	5.4%

*) hanya karyawan Perseroan / employees under the Company

Profil Kecelakaan Kerja Karyawan*
Employee Accident Profile*

Lokasi Operasi Operation Location DKI Jakarta	2022			2021			2020		
	Pria Male	Wanita Female	Jumlah Kasus Total Cases	Pria Male	Wanita Female	Jumlah Kasus Total Cases	Pria Male	Wanita Female	Jumlah Kasus Total Cases
Kecelakaan Ringan Minor Injury	0	0	0	2	0	2	0	0	0
Kecelakaan Berat Major Injury	0	0	0	0	0	0	1	0	1
Fatalitas Fatality	0	0	0	0	0	0	0	0	0

*) hanya karyawan Perseroan / employees under the Company

Profil Hak Cuti bagi Karyawan Wanita [GRI 401-3]
Profile of Leave Rights for Female Employees

Kategori Category	2022*		2021*		2020*	
	Wanita Female	%	Wanita Female	%	Wanita Female	%
Karyawan yang berhak mendapat cuti melahirkan Employees who are entitled to maternity leave	34	5.7%	44	7.2%	47	7.9%
Karyawan yang mengambil cuti melahirkan Employees taking maternity leave	1	0.2%	2	0.3%	2	0.3%
Karyawan yang kembali bekerja pada periode pelaporan setelah cuti melahirkan berakhir Employees who returned to work in the reporting period after maternity leave ended	1	0.2%	2	0.3%	2	0.3%
Karyawan yang kembali bekerja setelah cuti melahirkan berakhir, dan masih dipekerjakan 12 bulan setelah kembali bekerja Employees who returned to work after their maternity leave ended, and were still employed 12 months after returning to work	1	0.2%	2	0.3%	2	0.3%

*) hanya karyawan Perseroan / employees under the Company

Rekrutmen dan Seleksi

Proses rekrutmen dilakukan untuk menemukan dan menarik calon karyawan dengan kompetensi dan karakter yang sesuai dengan kualifikasi jabatan yang dibutuhkan, sebelum dilanjutkan ke proses seleksi.

Secara umum, proses seleksi karyawan mencakup tahap-tahap sebagai berikut:
- Pemeriksaan berkas lamaran
- Tes Psikologis
- Tes Kompetensi Teknis
- Wawancara
- Pemeriksaan Kesehatan
- Penerimaan

Recruitment and Selection

The recruitment process is carried out to find and attract prospective employees with competencies and characters that match the required qualifications, before proceeding to the selection process.

In general, the employee selection process includes the following stages:
- Application form screening
- Psychological Test
- Technical Test
- Interview
- Medical Check-up
- Hiring

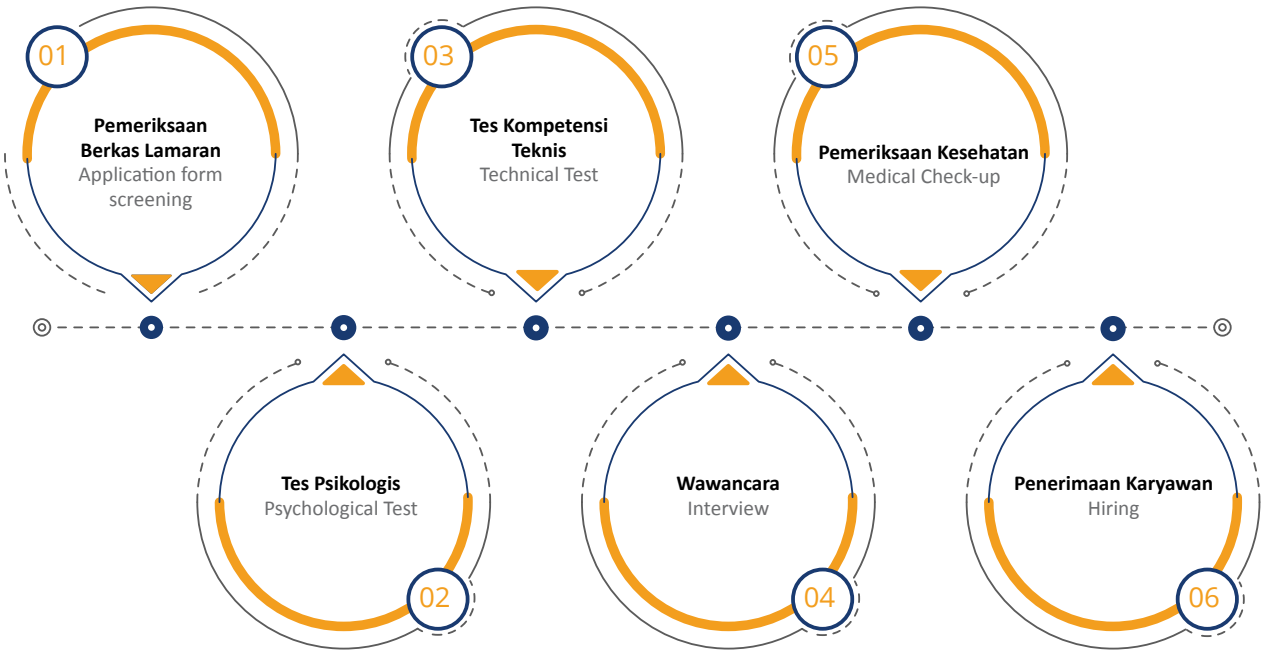

Program Pengenalan Perusahaan bagi Karyawan Baru

Perseroan melaksanakan program pengenalan perusahaan bagi karyawan baru untuk memberikan pengetahuan umum tentang Perseroan.

Program pengenalan perusahaan ini dilakukan antara lain dengan pemaparan nilai-nilai dan kode etik Perseroan, kegiatan usaha Perseroan, kebijakan SDM, dan penjelasan uraian kerja.

Induction Program for New Employees

The Company conducts a corporate induction program for new employees to provide the Company's general overview.

This corporate induction program is conducted through, among others, briefing on the Company's values and code of conduct, businesses, HR policies, and job description.

Program Pendidikan dan Pelatihan [GRI 404-2]

Perseroan mendorong dan memberikan kesempatan yang sama kepada setiap karyawan untuk mengikuti berbagai program pendidikan dan pelatihan yang relevan untuk mengembangkan kompetensi masing-masing karyawan untuk menunjang keberhasilan pelaksanaan pekerjaan.

Program pendidikan dan pelatihan yang mencakup aspek pengetahuan, ketrampilan, dan sikap perilaku ini dirancang dan diadakan sejalan dengan pertumbuhan bisnis Perseroan dan entitas anak.

Education and Training Program [GRI 404-2]

The Company encourages and provides equal opportunities for each employee to participate in various relevant education and training programs to develop the competencies of each employee to support the successful implementation of his/her work.

The education and training programs, that cover knowledge, skill, and attitudes aspects are designed and conducted in line with the business growth of the Company and its subsidiaries.

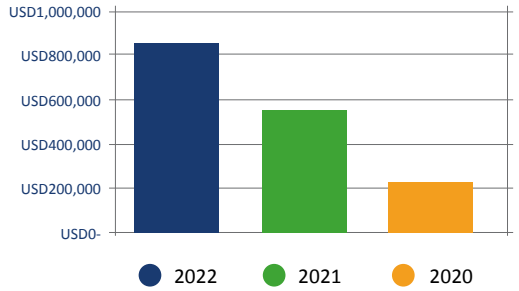

Pada tahun 2022, Perseroan dan entitas anak telah mengeluarkan biaya USD 863.650 untuk program pendidikan dan pelatihan umum, lebih tinggi dari tahun 2021 sebesar USD 534.826, dan tahun 2020 sebesar USD 212.047. Kenaikan ini disebabkan karena adanya entitas anak baru dan penambahan jumlah karyawan baik di Perseroan maupun entitas anak.

In 2022, the Company and its subsidiaries had incurred the cost of USD 863,650 for general education and training programs, higher than USD 534,826 in 2021 and USD 212,047 in 2020. This increase was due to the new subsidiaries and the increase in both the Company and its subsidiaries' headcount.

Program pendidikan umum dan pelatihan yang dilakukan di Perseroan (di luar entitas anak) pada tahun 2022 adalah sebagai berikut: [GRI 404-1]

General education and training programs done by the Company (excluding subsidiaries) for the year 2022 were as follows: [GRI 404-1]

Jabatan Job Title	Peserta Pelatihan Training Participants				Penyelenggara Pelatihan Training Organizers		Jumlah Jam Pelatihan Number of Training Hours	Biaya Pelatihan Training Cost	
	Jumlah Peserta Number of Partici-pants **(orang/** person**)**	**% Jumlah Peserta terhadap Jumlah *Headcount*** % Number of par-ticipants to the Number of Headcount (%)	**Jumlah Peserta Wanita** Number of Female Partici-pants **(orang/** person**)**	**% Jumlah Peserta Wanita terhadap Jumlah *Headcount*** Number of Female Partic-ipants to the Number of Headcount (%)	**Internal** Internal **(orang/** person**)**	**Eksternal** External **(orang/** person**)**	**(jam)** (hours)	**Jumlah** Amount **(USD)**	**Alokasi** Allocation **(%)**
Kepala Grup dan Direksi Group Head and Director	30	214%	5	250%	0	9	130	924.36	12%
Kepala Divisi Division Head	8	200%	6	200%	0	6	128	924.36	12%
Kepala Departemen Department Head	20	125%	10	167%	0	3	12	-	0%
Kepala Seksi Section Head	11	48%	1	50%	3	8	80	325.14	4%
Kepala Regu Team Leader	85	118%	8	114%	58	27	640	1,879.76	23%
Asisten Assistant	198	146%	7	140%	175	23	1584	1,998.92	25%
Non-Staf Non-Staff	614	192%	8	160%	600	14	4912	1,951.93	24%
Total	**916**		**45**		**836**	**90**	**7486**	**8,004.49**	**100%**

Program pelatihan yang diadakan dan diikuti oleh karyawan pada tahun 2022, antara lain mencakup bidang sebagai berikut:

Training programs attended by the employees in 2022, among others, cover fields as follows:

Program Pelatihan Training Programs	Jenis Pelatihan Type of Training	Target Peserta Pelatihan Target Participants of the Training	Tujuan Pelatihan Training Objectives
Pembangkit listrik dan uap Steam and power generator	Internal	Non-Staff Assistant Senior Assistant	Peningkatan kompetensi teknis Technical competencies improvement
Relai pelindung generator Generator protection relay	Internal	Non-Staff Assistant Senior Assistant	Peningkatan kompetensi teknis Technical competencies improvement
Studi kasus kegagalan peralatan mekanis Mechanical failure case study	Internal	Non-Staff Assistant Senior Assistant	Peningkatan kompetensi teknis Technical competencies improvement
Kesehatan dan keselamatan kerja Occupational health and safety	Internal	Non-Staff Assistant Senior Assistant	Penanggulangan bahaya dan pencegahan risiko Hazard countermeasure and risk prevention
Pemadaman kebakaran Fire fighting	External	Assistant Senior Assistant	Penanggulangan bahaya dan pencegahan risiko Hazard countermeasure and risk prevention
Pertolongan pertama First aid	Internal	Assistant Senior Assistant	Penanggulangan bahaya dan pencegahan risiko Hazard countermeasure and risk prevention
Pengoperasian *crane* Crane operation	External	Non-Staff Assistant	Peningkatan kompetensi teknis Technical competencies improvement
Pengolahan air Water treatment	Internal	Non-Staff Assistant Senior Assistant	Peningkatan kompetensi teknis Technical competencies improvement
Keamanan penggunaan bahan kimia Chemical safety	Internal	Assistant Senior Assistant	Penanggulangan bahaya dan pencegahan risiko Hazard countermeasure and risk prevention
Manajemen risiko dan asuransi Risk management and insurance	External	Senior Assistant Section Head Department Head	Perluasan wawasan Knowledge enhancement
Hukum dan peraturan pajak Tax laws and regulations	External	Senior Assistant Section Head Department Head	Perluasan wawasan Knowledge enhancement
Bisnis dan manajemen Business and management	External	Senior Assistant Section Head Department Head	Perluasan wawasan Knowledge enhancement
Manajemen kepengurusan publik Public affairs management	External	Department Head Division Head	Perluasan wawasan Knowledge enhancement

Program Pelatihan Training Programs	Jenis Pelatihan Type of Training	Target Peserta Pelatihan Target Participants of the Training	Tujuan Pelatihan Training Objectives
Motivasi berprestasi Achievement motivation	External	Senior Assistant Section Head Department Head	Peningkatan ketrampilan lunak Soft skill improvement
Keterampilan kepemimpinan dasar Basic leadership skill	External	Section Head Department Head	Peningkatan ketrampilan lunak Soft skill improvement
Komunikasi bisnis Business communication	External	Section Head Department Head Division Head	Peningkatan ketrampilan lunak Soft skill improvement
Karakter dan kebiasaan Characters and habits	External	Section Head Department Head Division Head	Peningkatan ketrampilan lunak Soft skill improvement

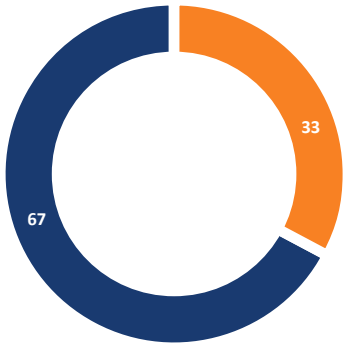

Keterampilan Lunak / Soft Skill Keterampilan Teknis / Technical Skill

Kesejahteraan Karyawan

Kesejahteraan karyawan menjadi salah satu perhatian utama Perseroan agar karyawan dapat merasa aman dan nyaman dalam bekerja, sehingga dapat memotivasi karyawan untuk memberikan hasil kerja yang optimal dan meningkatkan sikap loyalitas karyawan terhadap perusahaan.

Perseroan senantiasa berupaya memenuhi ketentuan-ketentuan pemerintah yang berhubungan dengan kesejahteraan karyawan, antara lain dengan memastikan bahwa upah terendah yang diberikan kepada karyawan pemula tidak lebih rendah dari UMR yang telah ditetapkan.

Pada dasarnya Perseroan memberikan remunerasi yang adil tanpa membedakan suku, agama, jenis kelamin, usia, dan ras. Namun dalam pemberian remunerasi, Perseroan juga mempertimbangkan kemampuan, keterampilan, dan pendidikan dari masing-masing karyawan yang bersangkutan.

Tabel di bawah ini menunjukkan rasio standar upah karyawan pemula Perseroan (di luar entitas anak) berdasarkan jenis kelamin terhadap UMR.

Employee Welfare

Employee welfare is one of the Company's main concerns in order to provide job security and comfort, so that it can motivate employees to give optimal work results and increase the attitude of employee loyalty to the company.

The Company always seeks to meet the prevailing government regulations related to employee welfare, among others by ensuring that the lowest wage given to entry-level employees is not lower than the predetermined local minimum wage.

Basically, the Company provides fair remuneration regardless of ethnicity, religion, gender, age, and race. However, in providing remuneration, the Company also considers the abilities, skills, and education of each employee concerned.

The table below shows the ratio of the standard wages of the Company's entry-level employees (excluding subsidiaries) by gender compared to the local minimum wage.

Rasio Standar Upah Karyawan Pemula berdasarkan Jenis Kelamin terhadap UMR [GRI 202-1]
Ratio of Standard Entry-Level Wage by Gender compared to Local Minimum Wage

Lokasi Kegiatan Usaha Locations of Business Operation	Rasio Standar Upah Karyawan Pemula terhadap UMR Ratio of Standard Entry-Level Wage Compared to Local Minimum Wage (%)	
	Laki-Laki Male	Perempuan Female
2022		
DKI Jakarta	107.7%	107.7%
Tangerang	108.2%	110.5%
Serang	100.1%	131.8%
Karawang	100.1%	117.2%
Rata-rata	**104.0%**	**116.8%**
2021		
DKI Jakarta	106.4%	106.4%
Tangerang	109.5%	111.8%
Serang	100.1%	114.0%
Karawang	100.1%	113.2%
Rata-rata	**104.0%**	**111.4%**
2020		
DKI Jakarta	105.2%	105.2%
Tangerang	115.1%	115.1%
Serang	104.1%	109.1%
Karawang	115.8%	116.5%
Rata-rata	**110.0%**	**111.5%**

Perseroan juga menyediakan berbagai fasilitas dan tunjangan lainnya bagi karyawan yang berhak, seperti tunjangan kesehatan, tunjangan komunikasi, dan tunjangan kendaraan bagi karyawan level tertentu.

The Company also provides various facilities and benefits to eligible employees, such as medical benefits, communication allowances, and vehicle benefits for certain employee levels.

Tunjangan Allowances	2022*				2021*				2020*			
	Karyawan Tetap Permanent Employees		Karyawan Kontrak Contract Employees		Karyawan Tetap Permanent Employees		Karyawan Kontrak Contract Employees		Karyawan Tetap Permanent Employees		Karyawan Kontrak Contract Employees	
	Pria Male	Wanita Female	Pria Male	Wanita Female	Pria Male	Wanita Female	Pria Male	Wanita Female	Pria Male	Wanita Female	Pria Male	Wanita Female
BPJS Ketenagak-erjaan Social Security	523	31	35	3	514	41	52	3	514	43	34	4
BPJS Kesehatan Health Insurance	523	31	35	3	514	41	52	3	514	43	34	4
Cuti Tahunan Annual Leave	523	31	35	3	514	41	52	3	514	43	34	4
Cuti Insidentil Incidental Leave	523	31	35	3	514	41	52	3	514	43	34	4
Tunjangan Hari Raya Festive Allowance	523	31	35	3	514	41	52	3	514	43	34	4

*) hanya karyawan Perseroan / employees under the Company

Penentuan kompensasi dan benefit karyawan dilakukan dengan mempertimbangkan tanggung jawab dan kompleksitas jabatan, kualifikasi individual, hasil penilaian kinerja, kondisi pasar tenaga kerja, dan kondisi Perseroan dan entitas anak.

Perseroan saat ini belum memiliki program pemberian insentif jangka panjang seperti opsi saham bagi anggota Dewan Komisaris, Direksi, dan karyawan.

Perseroan dan entitas anak melakukan penilaian kinerja berkala untuk keperluan pengembangan karyawan dan penyesuaian gaji tahunan.

Selama tahun 2022, Perseroan tidak menerima laporan mengenai adanya kasus diskriminasi, pelecehan seksual, praktik kerja paksa, dan kasus ketenagakerjaan signifikan lainnya.

Hubungan Industrial

Perseroan senantiasa berupaya membina hubungan industrial yang harmonis dan segera menyelesaikan permasalahan secara musyawarah.

Sebagai forum komunikasi dan konsultasi, sejak tahun 2020 Perseroan telah memiliki Lembaga Kerja Sama Bipartit. Perseroan memberikan kesempatan bagi karyawan untuk menyampaikan saran, kritik, keluhan, dan masalah melalui serikat pekerja dan Lembaga Kerja Sama Bipartit. Saran, kritik, keluhan, dan masalah yang telah disampaikan, akan dibahas dan ditangani secara musyawarah dalam pertemuan perwakilan karyawan dan Perseroan.

Perseroan juga memberikan beberapa akses alternatif lain kepada karyawan untuk menyampaikan saran, kritik, keluhan, masalah dan/atau laporan indikasi pelanggaran secara musyawarah melalui:
- Penyelia/kepala departemen/kepala divisi
- Kepala departemen SDM, dalam hal masalah tidak dapat diselesaikan oleh penyelia/kepala departemen/kepala divisi
- Sistem pelaporan pelanggaran

Dalam hal masalah tidak dapat diselesaikan secara musyawarah, penyelesaian masalah akan dilakukan melalui tata cara sebagaimana diatur dalam peraturan perundang-undangan yang berlaku.

Sepanjang tahun 2022, tidak terjadi perselisihan hubungan industrial yang terjadi di Perseroan dan entitas anak.

The determination of employee's compensation and benefits is performed by considering job responsibility and complexity, individual qualifications, the result of performance appraisal, labour market conditions, and the conditions of the Company and its subsidiaries.

The Company currently does not have a long-term incentive program such as stock options for members of the Board of Commissioners, Board of Directors, and employees.

The Company and its subsidiaries perform periodic performance appraisals for the purpose of employee development and annual salary adjustment.

During 2022, the Company did not receive any reports of discrimination, sexual harassment, forced labor practices, and other significant labor cases.

Industrial Relations

The Company seeks to foster harmonious industrial relations and immediately resolve the problems by deliberation.

As a forum for communication and consultation, since 2020 the Company has had a Bipartite Cooperation Institution. The Company provides an opportunity for employees to submit their suggestions, critics, grievances, and problems through labor unions and Bipartite Cooperation Institutions. Suggestions, critics, grievances, and problems that have been submitted, will be discussed and processed by deliberation through the meeting between the employee representative and the Company.

The Company also provides several alternative accesses for employees to submit suggestions, criticisms, complaints, problems, and/or reports on indications of violations by deliberation through:
- Supervisor/department head/division head
- Head of the HR Department, in case the problem cannot be solved by the supervisor/department head/division head
- Whistleblowing system

In the event that the problem cannot be resolved by deliberation, the settlement of the problem will be carried out through the procedures as regulated in the applicable laws and regulations.

In 2022, there was no industrial relation dispute in the Company and its subsidiaries.

Tinjauan Industri, Prospek Usaha, dan Strategi Perseroan

Industry Review, Business Outlook, and the Company's Strategy

Perekonomian global telah dihadapkan pada berbagai tantangan di tahun 2022. Invasi Rusia ke Ukraina, fragmentasi politik dan ekonomi, serta kondisi cuaca yang ekstrem telah menyebabkan gangguan pada jaringan rantai pasokan global, krisis energi di wilayah Eropa, tekanan yang berkepanjangan di sektor properti, guncangan harga berbagai jenis komoditas dan bahan makanan, serta fluktuasi nilai mata uang berbagai negara hampir di sepanjang tahun 2022. Selain itu, pandemi Covid-19 yang belum sepenuhnya teratasi turut berperan dalam menghambat pemulihan ekonomi. Tiongkok, sebagai salah satu kekuatan ekonomi terbesar di dunia, mengalami perlambatan aktivitas ekonomi akibat diterapkannya kebijakan '*zero-COVID*' untuk mencegah penyebaran virus Covid-19 di negara tersebut.

The global economy had faced many challenges in 2022. Russian invasion of Ukraine, political and economic fragmentation, and extreme weather conditions had caused disruptions in the global supply chain network, energy crisis in the European region, prolonged pressure on the property sector, price shocks for various types of commodities and foodstuffs, as well as fluctuations in the currency values of various countries throughout most of 2022. Moreover, the lingering Covid-19 pandemic had also played a role in hindering the economic recovery. China, as one of the world's largest economic powers, had experienced slowdown in its economic activities due to the implementation of the 'zero-COVID' policy to prevent the spread of Covid-19 in the country.

Kondisi yang demikian telah memberikan sinyal *bearish* bagi pertumbuhan perekonomian dunia. Perekonomian yang diperkirakan membaik dari keterpurukan akibat pandemi Covid-19, pada tahun 2022 mengalami koreksi proyeksi pertumbuhan yang cukup besar. Sebelumnya, dalam laporan *Global Economic Prospects 2022*, Bank Dunia memperkirakan ekonomi global tahun 2022 akan tumbuh sebesar 4,1%. Namun, dalam laporan *Global Economic Prospects 2023,* angka ini telah terpangkas menjadi 2,9%, dengan median inflasi global melonjak hingga mencapai ke level tertinggi sejak tahun 1995 yaitu mencapai kisaran angka 9-10% pada tahun 2022.

Such conditions had provided a bearish signal for the global economic growth. The economy, which was expected to improve from the downturn caused by the Covid-19 pandemic, in 2022 had experienced quite a large correction in its growth projection. Previously, in the Global Economic Prospects 2022 report, the World Bank estimated that the global economy would grow by 4.1% in 2022. However, in the Global Economic Prospects 2023 report, this figure has been trimmed to 2.9%, with the median of the global inflation soaring to its highest level since 1995, reaching a 9-10% range in 2022.

Ketegangan geopolitik, tingkat inflasi yang tinggi, krisis energi di Eropa, dan persaingan teknologi Amerika Serikat dan Tiongkok yang intens diperkirakan menjadi tantangan utama bagi pertumbuhan perekonomian global di tahun 2023. Kenaikan inflasi akan memaksa bank sentral untuk melaksanakan kebijakan pengetatan moneter, yang berpotensi mengarah pada terjadinya resesi di berbagai negara pada tahun 2023. Kondisi ini diperkirakan akan semakin menyulitkan pasar dan ekonomi negara-negara berkembang karena negara-negara berkembang ini memiliki beban utang yang berat, mata uang yang lemah, dan pertumbuhan pendapatan dan investasi yang lambat yang dapat memicu kemunduran pada bidang-bidang lainnya. Sebagai refleksi dari perlambatan signifikan pada negara-negara dengan ekonomi terbesar dunia, Bank Dunia memperkirakan ekonomi global hanya akan tumbuh sebesar 1,7% pada tahun 2023, lebih rendah dari laju pertumbuhan tahun 2022.

Geopolitical tensions, high inflation rates, the energy crisis in Europe, and the intense technology competition between the United States and China are expected to be the main challenges for global economic growth in 2023. Rising inflation will force central banks to implement monetary tightening policies, which have the potential to lead to a recession in various countries in 2023. This condition is expected to further complicate the markets and economies of developing countries since these countries have heavy debt burdens, weak currencies, and slow income and investment growth which could trigger setbacks in other sectors. As a reflection of the significant slowdown in the world's largest economies, the World Bank predicts the global economy will only grow by 1.7% in 2023, lower than the growth rate in 2022.

Di tengah kondisi perekonomian global yang penuh tantangan, Indonesia berhasil mempertahankan kinerja ekonomi yang cukup kuat pada tahun 2022. Neraca perdagangan Indonesia tahun 2022 bahkan berhasil mencatat surplus tertinggi dalam sejarah sebesar USD 54,46 miliar. Sebagai salah satu negara eksportir komoditas terbesar, Indonesia berada pada posisi yang diuntungkan dengan kenaikan harga komoditas global. Berdasarkan data dari Badan Pusat Statistik, pertumbuhan ekonomi Indonesia tahun 2022

Amid challenging global economic conditions, Indonesia managed to maintain a fairly strong economic performance in 2022. Indonesia's trade balance in 2022 managed to record the highest surplus in the history of USD 54.46 billion. As one of the largest commodity-exporting countries, Indonesia is in a position to benefit from rising global commodity prices. Based on data from the Central Bureau of Statistics, Indonesia's economic growth in 2022 reached 5.31% with an inflation rate of 5.51%, higher than the economic growth and

mencapai angka 5,31% dengan laju inflasi sebesar 5,51%, lebih tinggi dari pertumbuhan ekonomi dan laju inflasi tahun 2021 yang sebesar 3,70% dan 1,87%. Pertumbuhan positif ini terutama didorong oleh peningkatan ekspor komoditas serta kenaikan konsumsi dan investasi dalam negeri.

Didukung dengan penanganan pandemi yang baik, perencanaan berbagai kebijakan moneter dengan pemanfaatan Anggaran Pendapatan dan Belanja Negara (APBN) sebagai *shock absorber*, keberhasilan memegang Presidensi G20, dan permintaan domestik yang semakin kuat, Indonesia memiliki kemampuan untuk mempercepat fase pemulihan ekonomi nasional. Dengan tetap sigap dan berhati-hati terhadap kemungkinan perlambatan ekonomi, Bank Indonesia memperkirakan pertumbuhan perekonomian dan inflasi Indonesia berada pada kisaran 4,5-5,3% dan 3,0±1% pada tahun kampanye politik 2023.

Pertambangan dan Perdagangan Batu Bara

Permintaan batu bara global berada pada rekor tertinggi untuk pertama kalinya di tahun 2022. Lonjakan permintaan hingga menyentuh angka 8 miliar ton ini dipicu oleh terputusnya rantai pasokan minyak mentah dan gas bumi Rusia akibat konflik Rusia-Ukraina, sehingga mendorong negara-negara Eropa untuk beralih ke sumber energi lain dengan harga yang kompetitif, termasuk batu bara. Aksi *coal rush* ini menyebabkan harga batu bara *Newcastle rally* ke level tertinggi sepanjang sejarah di USD 457,8/ton pada bulan September 2022, sebelum pada akhirnya ditutup pada level USD 390,0/ton pada bulan Desember 2022.

Permintaan batu bara global diperkirakan tetap kuat di tahun 2023, dengan proyeksi peningkatan permintaan dari Tiongkok dan India. Kendala produksi akibat sulitnya mencari pendanaan perbankan, berkurangnya pasokan karena cuaca basah yang menghambat produksi batu bara di Australia, serta krisis energi Eropa yang masih berlanjut berkontribusi dalam menahan laju penurunan harga batu bara. Namun demikian, industri batu bara tetap perlu bersiap menghadapi kemungkinan terjadinya permintaan batu bara yang regresif, sejalan dengan aksi gerakan global untuk menurunkan tingkat emisi karbon dengan mempercepat pengembangan dan penggunaan EBT.

Di dalam negeri, meskipun pemerintah Indonesia gencar dalam menggalakkan langkah transisi ke energi hijau sebagai upaya dekarbonisasi, peran batu bara sebagai sumber energi saat ini masih cukup besar. Larangan ekspor batu bara Indonesia yang sempat terjadi pada puncak musim dingin lalu, memaksa importir batu bara besar dunia mencari pasokan pengganti dari Kolombia, Afrika Selatan, dan Australia. Namun demikian, kenaikan harga batu bara global yang signifikan akibat kelangkaan energi, dengan cepat menarik kembali aliran batu bara Indonesia ke pasar global. Pada tahun 2022, ESDM mencatat realisasi produksi batu bara sebanyak 687 juta ton, dengan realisasi ekspor batu bara tercatat sebanyak 494 juta ton. Jumlah realisasi produksi batu bara ini lebih tinggi dari target produksi batu bara nasional untuk tahun 2022 yang ditetapkan sebanyak 637-664 juta ton.

Permintaan batu bara Indonesia diperkirakan *bullish* pada tahun 2023. Penjualan batu bara Indonesia bahkan diprediksi mencapai tonggak sejarah baru pada tahun 2023, sejalan dengan pemulihan ekonomi Tiongkok pasca dilonggarkannya kebijakan '*zero-COVID*'

inflation rate in 2021 of 3.70% and 1.87%. This growth was mainly driven by an increase in commodity exports as well as an increase in domestic consumption and investment.

Supported by the proper handling of the pandemic, the planning of various monetary policies by utilizing the State Budget as a shock absorber, the success of holding the G20 Presidency, and the increasingly strong domestic demand, Indonesia has the ability to accelerate the national economic recovery phase. By remaining vigilant and careful about the possibility of an economic slowdown, Bank Indonesia estimates that Indonesia's economic growth and inflation will be in the range of 4.5-5.3% and 3.0±1% in 2023, the year of the political campaign.

Coal Mining and Trading

Global coal demand is at a record high for the first time in 2022. The surge in demand to 8 billion tons was triggered by the interruption of Russia's crude oil and natural gas supply chain due to the Russia-Ukraine conflict, prompting European countries to switch to other energy sources with competitive prices, including coal. This coal rush action caused the Newcastle coal price to rally to its highest level in history at USD 457.8/ton in September 2022, before finally closing at USD 390.0/ton in December 2022.

Global coal demand is expected to remain high in 2023, with demand projected to increase from China and India. Production constraints due to difficulties in securing bank funding, reduced supply due to wet weather which hampered coal production in Australia, and the continuing European energy crisis contributed to curbing the decline in coal prices. However, the coal industry still needs to be prepared to face the possibility of regressive coal demand, in line with the global movement to reduce carbon emissions by accelerating the development and use of renewable energy.

Domestically, although the Indonesian government is aggressively promoting the transition to green energy as a decarbonization effort, the role of coal as an energy source is currently still quite large. The ban on Indonesian coal exports which occurred at the height of last winter forced the world's major coal importers to seek replacement supplies from Colombia, South Africa, and Australia. However, the significant increase in global coal prices due to energy scarcity quickly pulled back the flow of Indonesian coal to the global market. In 2022, ESDM recorded the realization of coal production of 687 million tons, with the realization of coal exports recorded at 494 million tons. The realized amount of coal production is higher than the national coal production target for 2022 which was set at 637-664 million tons.

Indonesia's coal demand is expected to be bullish in 2023. Indonesia's coal sales are predicted to reach a new milestone in 2023, in line with China's economic recovery after the official easing of the Chinese government's 'zero-COVID' policy, the European

secara resmi oleh pemerintah Tiongkok, rencana penerapan sanksi tambahan terhadap produk energi Rusia oleh Uni Eropa, dan keterbatasan persediaan batu bara India untuk memenuhi kebutuhan domestik negara tersebut.

Perseroan, melalui entitas anak, senantiasa berupaya meningkatkan kinerja penambangan yang positif dengan memaksimalkan kinerja operasi dari setiap aset yang dimiliki, mempertahankan lingkungan kerja yang aman tanpa kecelakaan yang menyebabkan korban jiwa, lebih responsif dalam memitigasi faktor cuaca, mengutamakan belanja modal yang mendesak dan vital, serta memastikan ketersediaan infrastruktur yang dapat mendukung strategi pengembangan pemasaran batu bara.

Penyediaan Tenaga Listrik dan Uap

Pulihnya kegiatan perekonomian Indonesia seiring dengan situasi pandemi Covid-19 yang terus membaik serta perubahan gaya hidup masyarakat dari yang sebelumnya bertumpu pada pemanfaatan energi berbasis BBM menjadi energi listrik telah mendongkrak tingkat konsumsi listrik nasional pada tahun 2022. Berdasarkan data PLN, penjualan kumulatif tenaga listrik di Indonesia sampai dengan bulan November 2022 mencapai 250,4 TWh atau tumbuh sebesar 6,6% y-o-y.

PLN memperkirakan dengan dukungan percepatan perizinan di sektor ketenagalistrikan, permintaan listrik dapat bertumbuh sebesar 5,35% atau mencapai angka 283,2 TWh pada tahun 2023, dengan kontributor pertumbuhan diperkirakan berasal dari beberapa wilayah di luar Pulau Jawa, seperti Maluku, Kalimantan, hingga Nusa Tenggara Timur.

Dalam memenuhi kebutuhan listrik nasional, pemerintah Indonesia berkomitmen untuk mendukung rencana nol emisi karbon dunia untuk mencapai netralitas karbon selambatnya pada tahun 2060 dengan memanfaatkan teknologi *selective catalytic reduction* dan penggunaan energi primer *green amonia* sebagai alternatif untuk menurunkan emisi karbon PLTU, di samping terus mendorong penggunaan EBT dalam mentransformasi ekonomi Indonesia. Berdasarkan RUPTL 2021-2030, PLN merencanakan untuk membangun pembangkit listrik dengan total kapasitas 40.575 MW, di mana 51,6% di antaranya merupakan pembangkit listrik berbahan bakar EBT dan sisanya sebesar 48,4% merupakan pembangkit listrik berbahan bakar fosil. PLN menargetkan dapat mencapai bauran energi dari EBT sebesar 23% mulai tahun 2025 dan mendukung porsi EBT pada rencana pembangunan pembangkit listrik baru sebesar lebih dari 50%.

Saat ini, Perseroan mengoperasikan 4 (empat) pembangkit listrik *captive* dengan total kapasitas 300 MW di mana keseluruhan hasil produksi listrik dan uapnya disalurkan sebagai pasokan listrik kepada pabrik kertas entitas anak usaha grup Sinarmas. Selain itu, Perseroan juga memiliki investasi saham sebesar 25% pada 3 (tiga) IPP dengan total kapasitas 600 MW yang seluruhnya telah beroperasi secara penuh.

Sejalan dengan program pemerintah, Perseroan terus berupaya untuk menjajaki peluang untuk bertransisi dan masuk ke dalam lini bisnis EBT. Pada tahun 2022, setelah mendirikan entitas-entitas anak yang bergerak di bisnis tenaga panas bumi, Perseroan telah melakukan persiapan kegiatan eksplorasi panas bumi. Perseroan

Union's plan to impose additional sanctions on Russian energy products, and the limited supply of Indian coal in meeting the country's domestic needs.

The Company through its subsidiaries, always seeks to improve its mining performance by maximizing the operating performance of each asset, maintaining a safe work environment with no cases of accidents that cause fatalities, being more responsive in mitigating weather factors, prioritizing urgent and vital capital expenditures, and ensuring the availability of infrastructure that can support the coal marketing development strategy.

Power and Steam Generation

The recovery of Indonesia's economic activities in line with the Covid-19 pandemic situation which continues to improve as well as changes in people's lifestyles from previously relying on the utilization of fuel-based energy to electrical energy had boosted the level of national electricity consumption in 2022. Based on data from PLN, the cumulative sales of electricity in Indonesia up to November 2022 had reached 250.4 TWh or grew by 6.6% y-o-y.

PLN estimates that with the support of accelerated licensing in the electricity sector, electricity demand can grow by 5.35% or reach 283.2 TWh in 2023, with growth contributors expected to come from several regions outside Java, such as Maluku, Kalimantan, and East Nusa Tenggara.

In meeting the national electricity demand, the Indonesian government is committed to supporting the world's zero carbon emissions goal for carbon neutrality by 2060 by promoting the use of selective catalytic reduction technology and the use of green ammonia as primary energy alternative to reduce carbon emissions from coal power plants, in addition to continuing to encourage the use of renewable energy in transforming the Indonesian economy. Based on RUPTL 2021-2030, PLN plans to construct power plants with a total capacity of 40,575 MW, of which 51.6% is renewable energy power plants and the remaining 48.4% is fossil-fuel power plants. PLN targets to achieve an energy mix from renewable energy of 23% starting in 2025 and support the renewable energy portion of the plan to build new power plants by more than 50%.

Currently, the Company operates 4 (four) captive power plants with a total capacity of 300 MW, where the entire production of electricity and steam is distributed as electricity supply to the paper mills operated by the subsidiaries of Sinarmas group. In addition, the Company also owns a 25% share investment in 3 (three) IPPs with a total capacity of 600 MW, all of which are fully operational.

In line with government programs, the Company continues to explore the opportunities to transition and enter the renewable energy business line. In 2022, following the establishment of subsidiaries engaging in the geothermal power business, the Company had conducted preparations for geothermal exploration

melalui entitas anak juga telah menjajaki peluang kerja sama dalam bisnis energi surya. Dengan strategi ini, Perseroan optimis dapat tetap mempertahankan kinerja operasi yang berkelanjutan di bisnis penyediaan tenaga listrik dan uap.

Teknologi

Jumlah pengguna internet di Indonesia terus bertumbuh dengan pesat. Dalam laporan survei yang dirilis oleh Asosiasi Penyelenggara Jasa Internet Indonesia pada awal tahun 2023, jumlah pengguna internet di Indonesia telah mencapai lebih dari 215 juta orang atau mencapai tingkat penetrasi sekitar 78% dari total populasi Indonesia. Angka penetrasi ini meningkat dibandingkan dengan periode sebelumnya yang sekitar 77%. Jumlah pengguna internet ini juga meningkat sekitar 40 juta orang dibandingkan dengan jumlah pengguna internet sebelum pandemi Covid-19 yang tercatat sebanyak 175 juta orang.

Pertumbuhan pengguna internet yang pesat memberikan fondasi yang kuat bagi Indonesia untuk melakukan akselerasi transformasi digital. Tren digitalisasi mendorong aplikasi teknologi menjadi kebutuhan dasar dalam melakukan berbagai aktivitas kehidupan sehari-hari, seperti untuk melakukan komunikasi dan transaksi, serta untuk mengakses hiburan dan layanan keuangan.

Di sektor keuangan, saat ini telah hadir beragam *platform* bisnis digital, transaksi *online*, dan dompet elektronik. Berdasarkan hasil riset InsightAsia yang dikeluarkan pada bulan November 2022, sebagaimana dikutip oleh Katadata, dompet digital merupakan metode transaksi yang paling banyak digunakan oleh masyarakat Indonesia, di mana tingkat penggunaan dompet digital oleh masyarakat untuk bertransaksi mencapai 71%, lebih tinggi dibandingkan dengan penggunaan uang tunai 49% dan transfer bank 24%.

Sementara itu, di sektor hiburan, penggunaan *platform Video on Demand* atau aplikasi *streaming* video mulai popular di masyarakat. Jenis aplikasi *streaming* seperti ini memiliki keunggulan yaitu dapat digunakan kapan saja dan di mana saja. Dengan keunggulan ini, hasil dari laporan *State of Mobile* 2022 yang dikutip oleh Katadata pada bulan Januari 2022, mencatatkan peningkatan total waktu *streaming* video sebesar 140% pada tahun 2021 dibandingkan dengan tahun 2019.

Dalam Peta Jalan Indonesia Digital tahun 2021-2024 yang dikeluarkan oleh Kementerian Komunikasi dan Informatika Republik Indonesia, dipaparkan rencana pemerintah Indonesia untuk melakukan gerakan kolaboratif transformasi digital. Pemerintah menargetkan pemerataan akses internet dengan mengembangkan *fiber optic backbone* secara nasional, berikut juga dengan *middle-mile* dan *last-mile*. Lebih lanjut, pemerintah memperkirakan ekonomi digital akan mencapai nilai ekonomi USD 146,0 miliar pada tahun 2025 dan USD 315,5 miliar pada tahun 2030. Hal ini menunjukan bahwa prospek bisnis di bidang teknologi akan semakin terbuka sejalan dengan target pemerintah Indonesia dalam mengembangkan infrastruktur dan ekonomi digital.

Perseroan memandang prospek ini sebagai katalis positif. Memahami bahwa infrastruktur teknologi adalah tulang punggung bagi terciptanya inovasi digital, Perseroan senantiasa berupaya

activities. The Company through its subsidiary had also explored joint venture opportunities in the solar energy business. With these strategies, the Company is optimistic that it will be able to maintain a sustainable operating performance in the power and steam generation business.

Technology

The number of internet users in Indonesia has been growing rapidly. In a survey report released by the Association of Indonesian Internet Service Providers in early 2023, the number of internet users in Indonesia had reached more than 215 million people or attained a penetration rate of approximately 78% of Indonesia's total population. This penetration rate increased compared to the previous period which was approximately 77%. The number of internet users has also increased by 40 million people compared to the number of internet users before the Covid-19 pandemic, which was recorded at 175 million people.

The rapid growth of internet users provides a strong foundation for Indonesia to accelerate digital transformation. The trend of digitization has made technology applications a necessity in carrying out various daily activities, such as for making communications and transactions, as well as for accessing entertainment and financial services.

In the financial sector, currently there are various digital business, online transaction, and electronic wallet platforms. Based on InsightAsia's research results released in November 2022, as quoted by Katadata, digital wallets are the most widely used transaction method by Indonesians, where 71% of the public use digital wallets for transactions, higher than the use of cash 49% and bank transfers 24%.

Meanwhile, in the entertainment sector, the use of Video on Demand platform or video streaming application is gaining popularity among the public. This type of streaming app stands out because it can be used anytime and anywhere. With this convenience, results of the State of Mobile 2022 report as quoted by Katadata in January 2022, recorded a 140% increase in total video streaming time in 2021 compared to 2019.

In the Digital Indonesia Roadmap for 2021-2024 issued by the Ministry of Communications and Informatics of the Republic of Indonesia, the Indonesian government's plan to carry out a collaborative digital transformation movement is described. The government is targeting the equal distribution of internet access by developing a national fiber optic backbone, along with middle-mile and last-mile. Furthermore, the government estimates that the digital economy will reach an economic value of USD 146.0 billion in 2025 and USD 315.5 billion in 2030. This shows that business prospects in the technology sector will be more open in line with the Indonesian government's target of developing digital infrastructure and economy.

The Company views this prospect as a positive catalyst. Understanding that technology infrastructure is the backbone for the creation of digital innovation, the Company always seeks to

berperan aktif untuk menjajaki dan melakukan pengembangan usaha ke arah terciptanya prasarana infrastruktur teknologi yang terintegrasi dan berkualitas tinggi.

Perseroan melalui entitas anak berupaya untuk memanfaatkan peluang yang ada dengan terus memperluas jaringan infrastruktur dan area layanan bisnis teknologi, meningkatkan kualitas layanan dengan menyediakan internet yang stabil dan cepat, serta melakukan penawaran ragam produk yang sesuai dengan kebutuhan pasar dengan harga yang kompetitif.

Dengan melihat peluang besar yang ada dalam era perkembangan teknologi informasi ini, Perseroan melalui entitas anak juga telah mengembangkan portofolionya dalam bisnis teknologi dengan mulai berinvestasi ke dalam bisnis dompet digital dan *video streaming*. Pada tahun 2022, Perseroan melalui entitas anak telah melakukan investasi pada PT Elang Andalan Nusantara – suatu perusahaan yang menaungi bisnis dompet digital DANA di Indonesia. Strategi ini diharapkan dapat mendukung komitmen Perseroan dalam melakukan transformasi digital.

Perdagangan Pupuk dan Bahan Kimia

Indonesia merupakan negara agraris terbesar kedua di dunia setelah Brazil, yang memiliki 11% dari 27% zona tropis dunia. Sebagai negara agraris, peran pertanian dan perkebunan dominan dalam sistem perekonomian nasional dan sangat vital dalam mendukung pembangunan sektor-sektor lainnya.

Pengelolaan pertanian dan perkebunan yang berkelanjutan menjadi keharusan untuk melestarikan sumber daya alam yang ada sekarang ini agar dapat terus dimanfaatkan untuk kurun waktu yang relatif lama. Kementerian Pertanian Republik Indonesia memperkirakan wilayah perkebunan Indonesia adalah seluas 27,4 juta hektar pada tahun 2021, dimana dengan sekitar 55% tercatat sebagai perkebunan kelapa sawit yang memampukan Indonesia sebagai eksportir minyak sawit terbesar dunia. Dalam rangka menjaga dan meningkatkan produktivitas kelapa sawit maupun tanaman lain, penggunaan pupuk dan pestisida sangat diperlukan.

Konflik Rusia-Ukraina yang berkepanjangan serta kebijakan pembatasan ekspor beberapa negara penghasil pupuk untuk mengamankan pasokan pupuk dan produksi pangan dalam negeri, telah menyebabkan gangguan pada rantai pasokan komoditas dunia, termasuk rantai pasokan bahan baku pupuk dan produk pupuk. Hal ini menyebabkan krisis global bahan baku pupuk dan produk pupuk pada tahun 2022. Untuk mengatasi masalah kelangkaan dan menstabilkan harga bahan baku pupuk dan produk pupuk, Konferensi Tingkat Tinggi G20 di Bali turut membahas dampak negatif krisis pupuk yang dapat memicu krisis pangan.

Invasi Rusia ke Ukraina ikut mendorong peningkatan harga minyak sawit di Indonesia pada Q1-2022. Untuk mencegah kelangkaan dan menstabilkan harga minyak sawit di dalam negeri, pada bulan April 2022, pemerintah Indonesia menetapkan kebijakan pelarangan ekspor beberapa produk minyak sawit termasuk minyak sawit mentah atau *crude palm oil* (CPO).

Adanya kebijakan tersebut mengakibatkan terjadinya pergolakan harga minyak sawit yang turut mempengaruhi harga pupuk dan bahan baku pupuk di dalam negeri. Hingga Q3-2022, harga pupuk

play an active role in exploring and developing business towards the creation of an integrated and high-quality technological infrastructure.

The Company through its subsidiaries seeks to take advantage of existing opportunities by continuing to expand the technology business' infrastructure networks and service areas, improving service quality by providing stable and fast internet, and offering a variety of products according to market needs at competitive prices.

Seeing the great opportunities that exist in this era of information technology development, the Company through its subsidiaries has also developed its portfolio in the technology business by starting to invest in digital wallet and video streaming businesses. In 2022, the Company through its subsidiary invested in PT Elang Andalan Nusantara – a company that holds the digital wallet business DANA in Indonesia. This strategy is expected to support the Company's commitment to digital transformation.

Fertilizer and Chemical Trading

Indonesia is the second largest agricultural country in the world after Brazil, which has 11% of the 27% of the world's tropical zones. As an agrarian country, the role of agriculture and plantations is dominant in the national economic system and is very vital in supporting the development of other sectors.

Sustainable management of agriculture and plantations is imperative in order to preserve existing natural resources so that they can continue to be utilized for a relatively long period of time. The Ministry of Agriculture of the Republic of Indonesia estimates that Indonesia's plantation area is 27.4 million hectares in 2021, of which around 55% is recorded as palm oil plantations which enables Indonesia to become the world's largest palm oil exporter. In order to maintain and increase palm and other crops productivity, the use of fertilizers and pesticides is indispensable.

The prolonged Russia-Ukraine conflict and the export restriction policies of several fertilizer-producing countries in order to secure domestic supply of fertilizer and food production, have disrupted the supply chain of world commodities, including the supply chain of fertilizer raw materials and fertilizer products. This had caused a global crisis of fertilizer raw materials and fertilizer products in 2022. To overcome scarcity and stabilize the price of fertilizer raw materials and fertilizer products, the G20 Summit in Bali had discussed the negative impact of the fertilizer crisis which could trigger a food crisis.

The Russian invasion of Ukraine contributed to an increase in palm oil price in Indonesia in Q1-2022. To prevent scarcity and stabilize domestic palm oil prices, in April 2022, the Indonesian government established a policy banning the export of several palm oil products including crude palm oil (CPO).

Such policy triggered a turmoil in the palm oil prices, which had also affected the domestic price of fertilizer and fertilizer raw materials. Until Q3-2022, the price of fertilizer and fertilizer raw materials had

dan bahan baku pupuk mengalami kenaikan yang cukup signifikan dibandingkan dengan tahun 2021. Harga pupuk dan bahan baku pupuk mengalami sedikit penurunan pada Q4-2022, seiring dengan penurunan harga CPO.

Selain pupuk, pasar bahan kimia mengalami pengembangan yang positif di tahun 2022. Program Mandatori B30 yang ditetapkan oleh pemerintah Indonesia menyebabkan permintaan beberapa bahan kimia umum untuk industri biodiesel meningkat.

Perseroan menjalankan bisnis perdagangan pupuk dan bahan kimia melalui entitas anak. Produk pupuk dan bahan kimia diimpor untuk kemudian dijual guna memenuhi kebutuhan pasar domestik. Pendapatan bisnis ini terutama diperoleh dari penjualan pupuk ke entitas-entitas anak grup Sinarmas.

Pengetatan ekspor pupuk dan bahan baku pupuk di beberapa negara diperkirakan masih akan terjadi di tahun 2023. Persaingan diperkirakan semakin ketat dengan masuknya berbagai produk pupuk, pestisida, dan bahan kimia di dalam negeri.

Dengan tetap menjaga penjualan ke entitas-entitas anak grup Sinarmas, Perseroan melalui entitas anak juga berupaya untuk memperkuat rantai pasok dan tim pemasaran, melakukan perluasan area pemasaran produk di luar penjualan ke grup Sinarmas, membangun pusat penelitian & pengembangan, bekerja sama dengan perusahaan-perusahaan global terkemuka untuk mengembangkan ragam produk kimia khusus yang berkualitas tinggi untuk berbagai industri, dan menjajaki peluang bisnis *poly aluminium chloride liquid*.

experienced a significant increase compared to 2021. The price of fertilizer and fertilizer raw materials then experienced a slight decline in Q4-2022, in line with the decline in CPO prices.

Other then fertilizers, the chemical market had experienced a positive growth in 2022. The Program Mandatori B30 established by the Indonesian government caused the demand for several general chemicals in the biodiesel industry to increase.

The Company manages its fertilizer and chemical trading business through its subsidiaries. Fertilizers and chemical products are imported and then sold to meet various needs of the domestic market. The revenue from this business is mainly obtained from the sale of fertilizers to various companies within the Sinarmas group.

It is estimated that the tightening of exports of fertilizers and fertilizer raw materials in several countries will still occur in 2023. Competition is expected to get tougher with the entry of various domestic fertilizers, pesticides, and chemical products.

By continuing to maintain sales to various companies within the Sinarmas group, the Company through its subsidiaries also seeks to strengthen the supply chain and marketing team, develop the marketing area for products outside of sales to the Sinarmas group, build a research & development center, cooperate with leading global companies to develop a variety of high-quality special chemical products for various industries, and explore poly aluminium chloride liquid business opportunities.

Tinjauan Operasi [GRI 2-6-a] [GRI 2-6-b]

Operations Review

Perseroan menjalankan 4 (empat) bisnis utama, yaitu pertambangan dan perdagangan batu bara dan emas, penyediaan tenaga listrik dan uap, teknologi, serta perdagangan pupuk & bahan kimia.

Kegiatan operasional bisnis pertambangan & perdagangan batu bara & emas, teknologi, dan perdagangan pupuk & bahan kimia dijalankan oleh Perseroan melalui entitas anak. Sedangkan kegiatan operasional bisnis penyediaan tenaga listrik dan uap dijalankan secara langsung oleh Perseroan.

The Company carries out 4 (four) main businesses, namely coal and gold mining and trading, power and steam generation, technology, and fertilizer & chemical trading.

The operational activities of coal & gold mining & trading, technology, and fertilizer & chemical trading businesses are carried out by the Company through its subsidiaries. The operational activities of the power and steam generation business were carried out directly by the Company.

Pertambangan dan Perdagangan Batu Bara dan Emas

Perseroan menjalankan aktivitas pertambangan dan perdagangan batu bara termal melalui GEMS[1)] dan entitas anaknya serta PT DSSE Energi Mas Utama dan entitas anaknya. Konsesi tambang utama yang dimiliki oleh GEMS dan PT DSSE Energi Mas Utama beserta entitas anaknya terletak di Sumatra Selatan, Jambi, Kalimantan Tengah, dan Kalimantan Selatan. Perseroan dan entitas anak telah memiliki izin untuk melakukan aktivitas pertambangan dan perdagangan batu bara. Per 31 Desember 2022, Perseroan melalui entitas anak memiliki sumber daya batu bara termal sebanyak lebih

Coal and Gold Mining and Trading

The Company carries out thermal coal mining and trading activities through GEMS[1)] and its subsidiaries as well as PT DSSE Energi Mas Utama and its subsidiaries. The main mining concessions owned by GEMS and PT DSSE Energi Mas Utama and their subsidiaries are located in South Sumatra, Jambi, Central Kalimantan, and South Kalimantan. The Company and its subsidiaries have obtained the licenses required to carry out coal mining and trading activities. As of December 31, 2022, the Company through its subsidiaries owned more than 3.0 billion tons of thermal coal resources with

dari 3,0 miliar ton dengan total cadangan batu bara termal terbukti dan terduga lebih dari 1,2 miliar ton.

Selain batu bara termal, Perseroan juga menjalankan aktivitas pertambangan dan perdagangan batu bara metalurgi melalui Stanmore. Per 31 Desember 2022, jumlah sumber daya batu bara metalurgi dan cadangan batu bara yang dapat dipasarkan sekitar 4,1 miliar ton dan 294 juta ton dengan kapasitas pabrik persiapan penanganan batu bara hingga 3,5 juta ton per tahun.

Untuk pertambangan emas, Perseroan menjalankan aktivitas bisnisnya melalui investasi yang dilakukan oleh usaha ventura bersama entitas anak dengan EMR Capital pada sebuah pertambangan emas di Australia, Ravenswood Gold Group Pty. Ltd. Per 31 Desember 2022, Ravenswood Gold Group Pty. Ltd. memiliki sumber daya emas sebesar 4,9 juta ons dan cadangan emas sebesar 2,5 juta ons dengan kapasitas fasilitas pemrosesan emas hingga 5,0 juta ton per tahun.

total proven and probable thermal coal reserves of more than 1.2 billion tons.

Other than thermal coal, the Company also carries out metallurgical coal mining and trading activities through Stanmore. As of December 31, 2022, the number of metallurgical coal resources and marketable coal reserves of approximately 4.1 billion tons and 294 million tons respectively with a coal handling preparation plant capacity of up to 3.5 million tons per year.

For gold mining, the Company carries out its business activities through an investment made by a joint venture between a subsidiary with EMR Capital in a gold mine in Australia, Ravenswood Gold Group Pty. Ltd. As of December 31, 2022, Ravenswood Gold Group Pty. Ltd. owned 4.9 million ounces of gold resources and 2.5 million ounces of gold reserves with a gold processing facility capacity of up to 5.0 million tons per year.

Keterangan / Notes :
[1] Sejak tanggal 15 September 2022, saham GEMS dimiliki oleh GEAR (62,5%), PT Radhika Jananta Raya (30,0%), dan publik (7,5%). [GRI 2-6-d]
[1] Since September 15, 2022, GEMS shares are owned by GEAR (62.5%), PT Radhika Jananta Raya (30.0%), and the public (7.5%). [GRI 2-6-d]

Geographical Presence [GRI 2-1-d] [GRI 2-6-b]



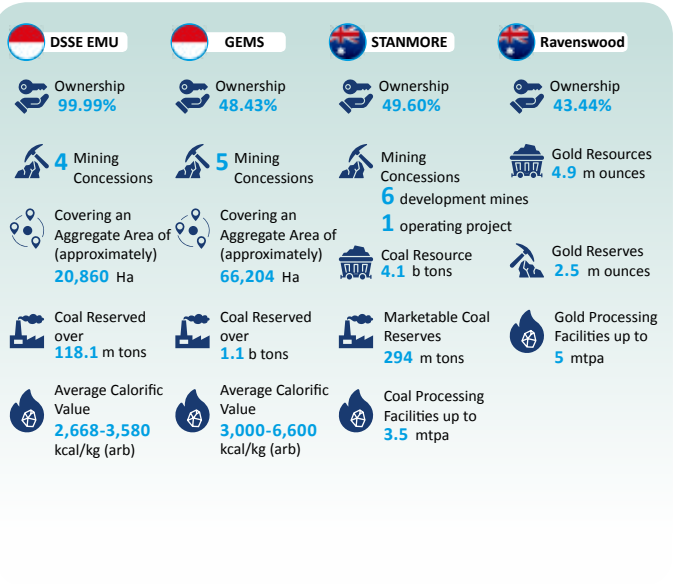



Rantai Pasokan Bisnis Pertambangan dan Perdagangan Batu Bara Perseroan [GRI 2-6-b] [GRI 204-1]

Supply Chain of the Company's Coal Mining and Trading Business [GRI 2-6-b] [GRI 204-1]

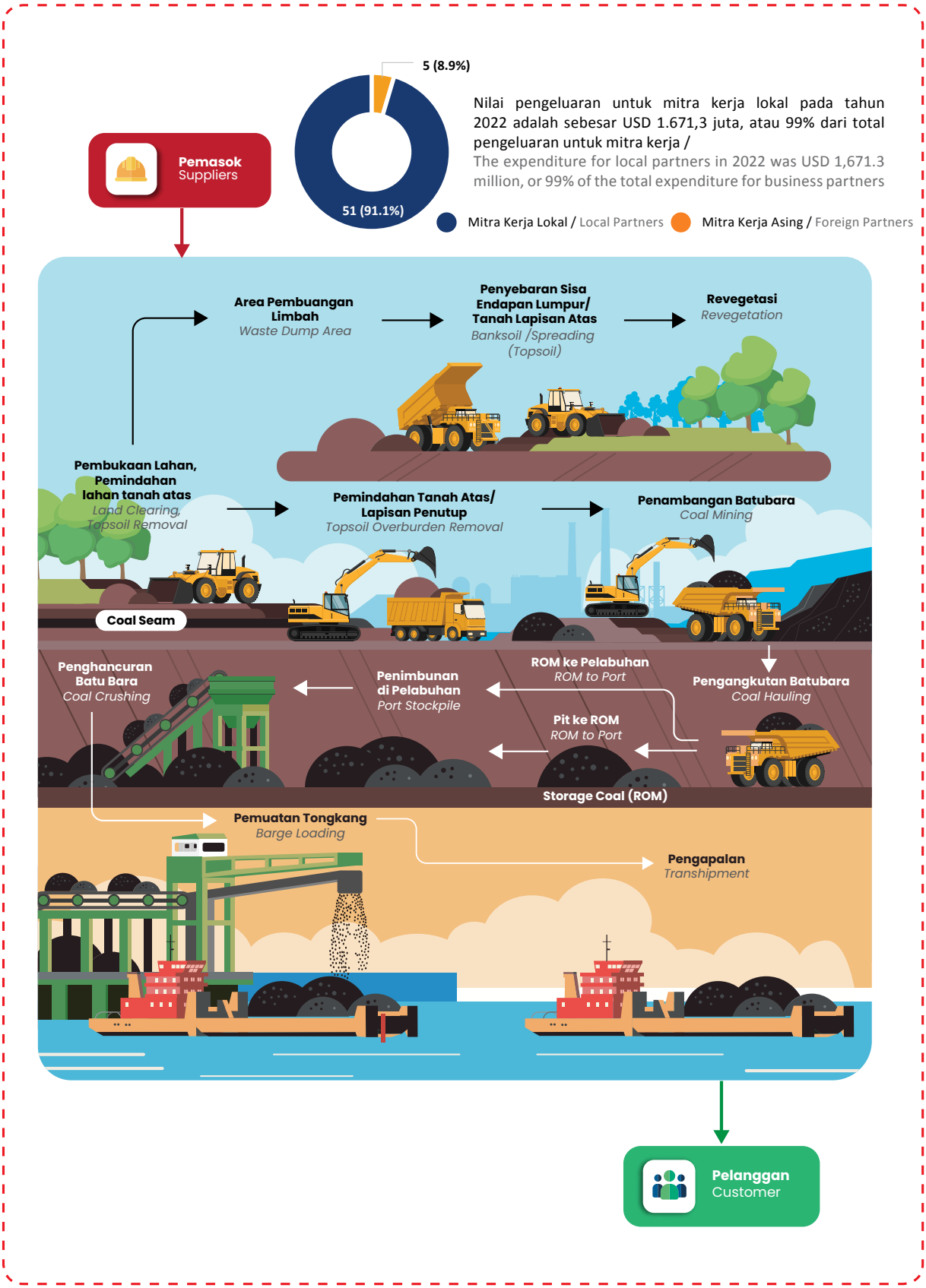

Produk batu bara Perseroan dan entitas anak memiliki spesifikasi sebagai berikut:

The coal products of the Company and its subsidiaries have the following specifications:

Analisis Perkiraan Proximate Analysis			BIB	KIM	TKS	EMS	BSL	MAL	PMS	SKS
Nilai Kalori Calorific Value	kcal/kg	as received	4,000-4,200	4,800	6,600	3,000	4,800-5,000	2,668-3,350	3,580	3,400
Nilai Kalori Calorific Value	kcal/kg	air dried	5,300-5,500	5,800	7,000	4,900	5,900-6,200	4,000-5,190	5,133	5,000
Total Kelembaban Total Moisture	%	as received	35-38	26-30	11-13	53-55	28-32	38-49	41.60	44
Kelembaban Moisture	g	air dried	15-35	10-13	8-10	16-20	12-14	10-18	15.97	7-9
Abu Ash	%	air dried	4-6	14-18	8-10	5-8	7-8	2-25	6.85	8-10
Zat Terbang Volatile Matter	%	air dried	40	39	41	42	41	42	36.48	36-42
Karbon Tetap Fixed Carbon	%	air dried	36-40	38	46	35	42	35	33.41	31-45
Total Sulfur Total Sulphur	%	air dried	0.2-0.6	1-1.3	1.5-1.7	0.2-0.6	0.4-0.6	0.2-0.6	0.39	0.8
Hardgrove Grindability Index (HGI)	%	approximate	55-60	60	50	65	50	77	41	48-50
Ukuran Size	mm		0-50	0-50	0-50	0-50	0-50	0-50	0-50	0-50

Pada tahun 2022, Perseroan melalui entitas anak mencatatkan total volume produksi batu bara sebesar 50,25 juta ton, atau meningkat sebesar 48,2% dibandingkan total volume produksi batu bara pada tahun 2021 sebesar 33,9 juta ton. Volume produksi batu bara tahun 2022 tersebut terutama berasal dari kegiatan penambangan GEMS beserta entitas anaknya (76,4% dari total volume produksi batu bara Perseroan). Sementara itu, Stanmore dan PT DSSE Energi Mas Utama beserta entitas anaknya berturut-turut memberikan kontribusi sebesar 18,2% dan 5,3% dari total volume produksi batu bara Perseroan.

In 2022, the Company through its subsidiaries recorded a total volume of coal production of 50.25 million tons, or an increase of 48.2% compared to the total volume of coal production in 2021 of 33.9 million tons. The volume of coal production in 2022 mainly contributed from the mining activities of GEMS and its subsidiaries (76.4% of the Company's total volume of coal production). Meanwhile, Stanmore and PT DSSE Energi Mas Utama and their subsidiaries respectively contributed 18.2% and 5.3% of the Company's total volume of coal production.

Dengan rampungnya transaksi pengambilalihan saham Dampier Coal (Queensland) Pty. Ltd., volume produksi batu bara Stanmore SMC Pty. Ltd. telah memberikan kontribusi bagi peningkatan produksi batu bara Stanmore pada tahun 2022.

With the completion of the acquisition of Dampier Coal (Queensland) Pty. Ltd., Stanmore SMC Pty. Ltd. had contributed to increasing Stanmore's coal production in 2022.

Sejalan dengan kenaikan volume produksi, volume penjualan batu bara meningkat dari 34,3 juta ton pada tahun 2021 menjadi 50,97 juta ton pada tahun 2022. Dari total volume penjualan batu bara tersebut sebanyak 32% tercatat dialokasikan untuk memenuhi DMO. Realisasi volume produksi dan volume penjualan batu bara pada tahun 2022 lebih tinggi dari target yang ditetapkan oleh Perseroan yaitu sebesar 37,6 juta ton dan 38,6 juta ton.

In line with the increase in production volume, coal sales volume increased from 34.3 million tons in 2021 to 50.97 million tons in 2022. Of the total volume of coal sales, 32% was allocated to meet the DMO. The realization of coal production volume and sales volume in 2022 was higher than the target set by the Company, namely 37.6 million tons and 38.6 million tons.

Perseroan mencatatkan pendapatan dari bisnis pertambangan dan perdagangan batu bara sebesar USD 5.684,0 juta, meningkat 193,3% dibandingkan pencapaian tahun 2021 sebesar USD 1.937,7 juta. Peningkatan pendapatan ini terutama dipicu oleh kenaikan penjualan ekspor batu bara akibat lonjakan permintaan batu bara terkait invasi Rusia ke Ukraina.

The Company recorded revenue from the coal mining and trading business of USD 5,684.0 million, an increase of 193.3% compared to the achievement in 2021 of USD 1,937.7 million. This increase was mainly due to an increase in coal export sales which was triggered by a surge in coal demand related to the Russian invasion of Ukraine.

Pendapatan dari bisnis pertambangan dan perdagangan batu bara dan emas memberikan kontribusi sebesar 95,4% terhadap pendapatan usaha Perseroan pada tahun 2022.

Revenue from the coal and gold mining and trading business contributed 95.4% to the Company's revenues in 2022.

Penyediaan Tenaga Listrik dan Uap

Perseroan secara langsung mengoperasikan 4 (empat) pembangkit listrik *captive* dengan total kapasitas 300 MV yang berlokasi di Serang, Tangerang, dan Karawang.

Power and Steam Generation

The Company directly operates 4 (four) captive power plants with a total capacity of 300 MW, located in Serang, Tangerang, and Karawang.

Geographical Presence [GRI 2-1-d] [GRI 2-6-b]



Captive Company	IPP PT Datang DSSP Power Indonesia
Ownership 100%	Ownership 25%
4 Total units	3 Total units
Total capacity 300 MW	Total capacity 600 MW

Rantai Pasokan dan Aliran Proses Bisnis Penyediaan Tenaga Listrik dan Uap Perseroan [GRI 2-6-b] [GRI 204-1]
Supply Chain and Process Flow of the Company's Power and Steam Generation Business [GRI 2-6-b] [GRI 204-1]

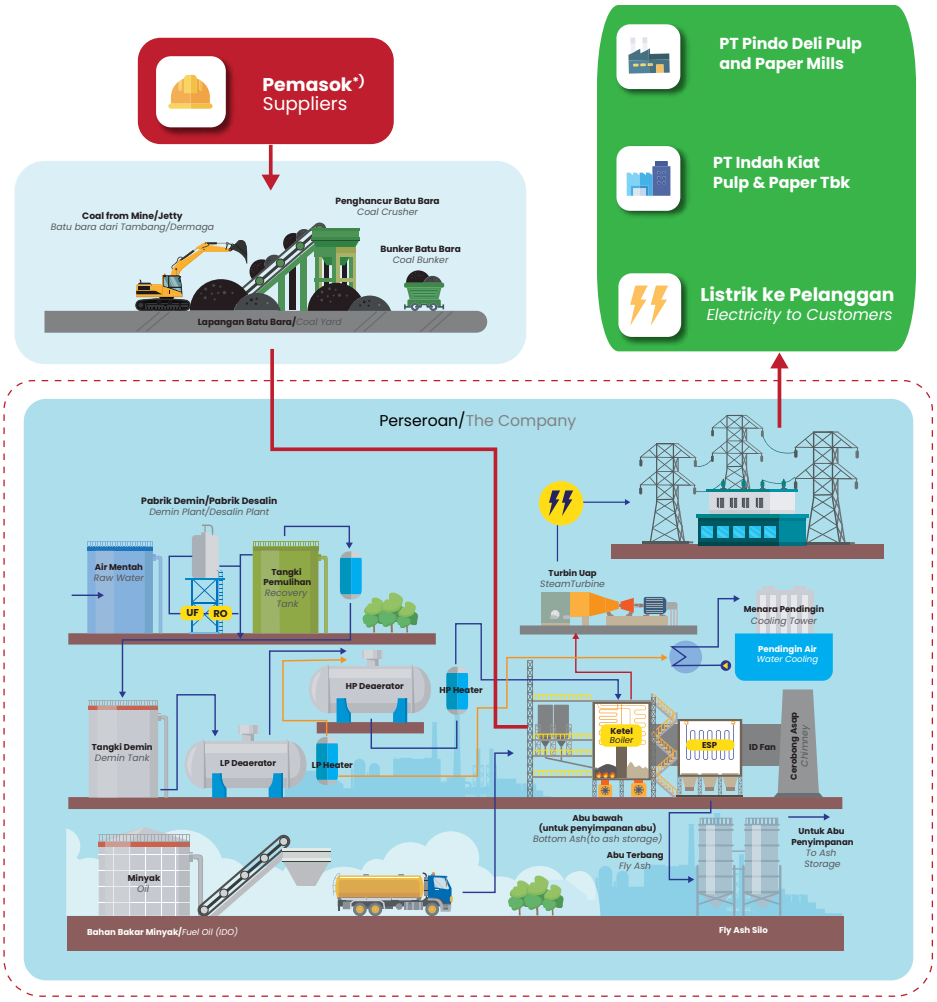

Keterangan / Notes :
*) Nilai pengeluaran untuk mitra kerja lokal pada tahun 2022 adalah sebesar 77% dari total pengeluaran untuk mitra kerja
*) The expenditure for local partners in 2022 was 77% of the total expenditure for business partners

Total *offtake* yang dihasilkan oleh 4 (empat) unit pembangkit listrik *captive* Perseroan adalah sebesar 1,4 juta MWh untuk listrik dan 13,1 juta GJ untuk uap. Angka *offtake* tersebut memenuhi target Perseroan yaitu sebesar 1,3 juta MWh listrik dan 11,5 juta GJ uap.

Pada tahun 2022, Perseroan melalui entitas anak telah melakukan persiapan kegiatan eksplorasi panas bumi. Perseroan melalui entitas anak juga telah menjajaki peluang kerja sama dalam bisnis energi surya. Hingga 31 Desember 2022, bisnis energi panas bumi dan energi surya tersebut belum memberikan kontribusi pendapatan kepada Perseroan. Perseroan berharap dapat segera memperoleh hasil positif dari kedua bisnis tersebut dan dapat mendukung rencana emisi nol bersih pemerintah.

Perseroan memperoleh pendapatan yang relatif stabil dari bisnis penyediaan tenaga listrik *captive*. Pada tahun 2022, Perseroan mencatatkan pendapatan sebesar USD 48,4 juta, turun sebesar 2,3% dibandingkan pencapaian tahun 2021 sebesar USD 49,5 juta. Pendapatan yang diperoleh dari bisnis penyediaan tenaga listrik dan uap ini memberikan kontribusi sebesar 0,8% dari total pendapatan Perseroan pada tahun 2022.

Teknologi

Perseroan menjalankan bisnis teknologi melalui PT DSST Mas Gemilang dan entitas anaknya. Termasuk di dalam bisnis teknologi ini adalah kegiatan usaha multimedia yang saat ini dijalankan melalui PT Innovate Mas Indonesia dan PT Eka Mas Republik.

The total offtake generated by the Company's 4 (four) captive power plants is 1.4 million MWh for electricity and 13.1 million GJ for steam. These offtake figures had met the Company's target of 1.3 million MWh of electricity and 11.5 million GJ of steam.

In 2022, the Company through its subsidiaries has conducted preparations for geothermal exploration activities. The Company through its subsidiaries has also explored joint venture opportunities in the solar energy business. As of December 31, 2022, the geothermal and solar energy businesses had not yet contributed revenue to the Company. The Company hopes to soon obtain positive results from both businesses and be able to support the government's net zero emissions plan.

The Company obtains a relatively stable Income from the captive power generation business. In 2022, the Company recorded revenue of USD 48.4 million, a decrease of 2.3% compared to the achievement in 2021 of USD 49.5 million. The revenue derived from the power and steam generation business contributed 0.8% of the Company's total revenue in 2022.

Technology

The Company manages its technology business through PT DSST Mas Gemilang and its subsidiaries. Included in this technology business are multimedia business activities which are mainly managed through PT Innovate Mas Indonesia and PT Eka Mas Republik.

Geographical Presence [GRI 2-1-d] [GRI 2-6-b]

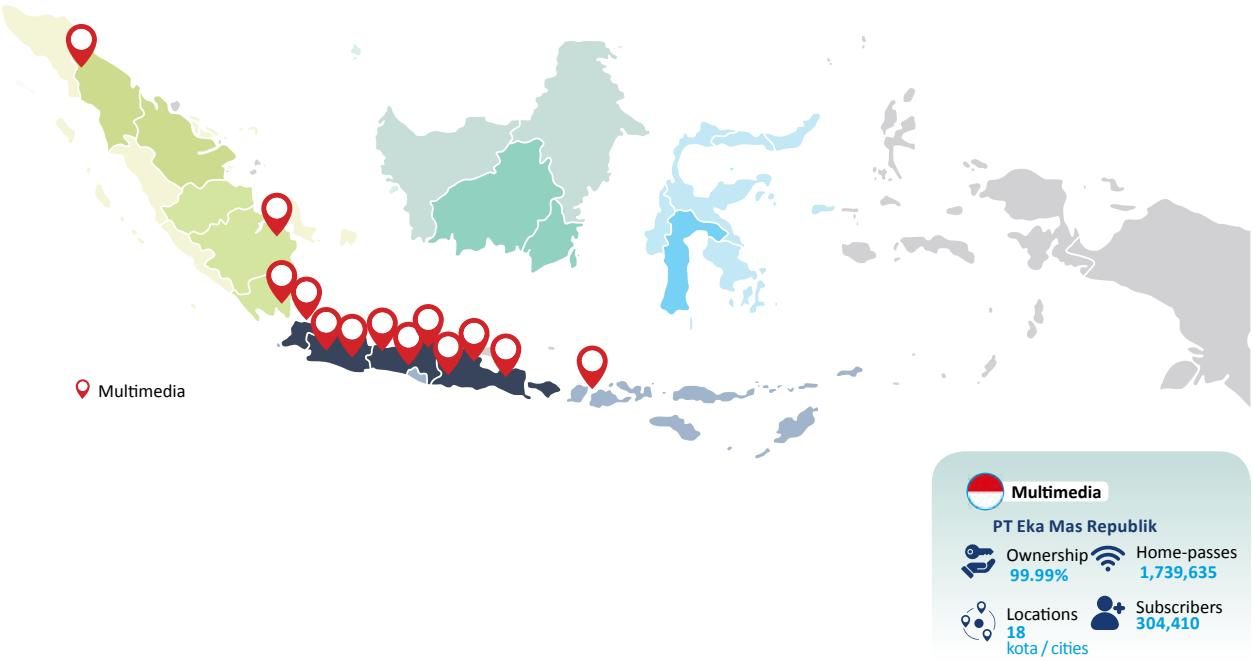

Aliran Proses Bisnis Multimedia Perseroan [GRI 2-6-b] [GRI 204-1]

Process Flow of the Company's Multimedia Business [GRI 2-6-b] [GRI 204-1]

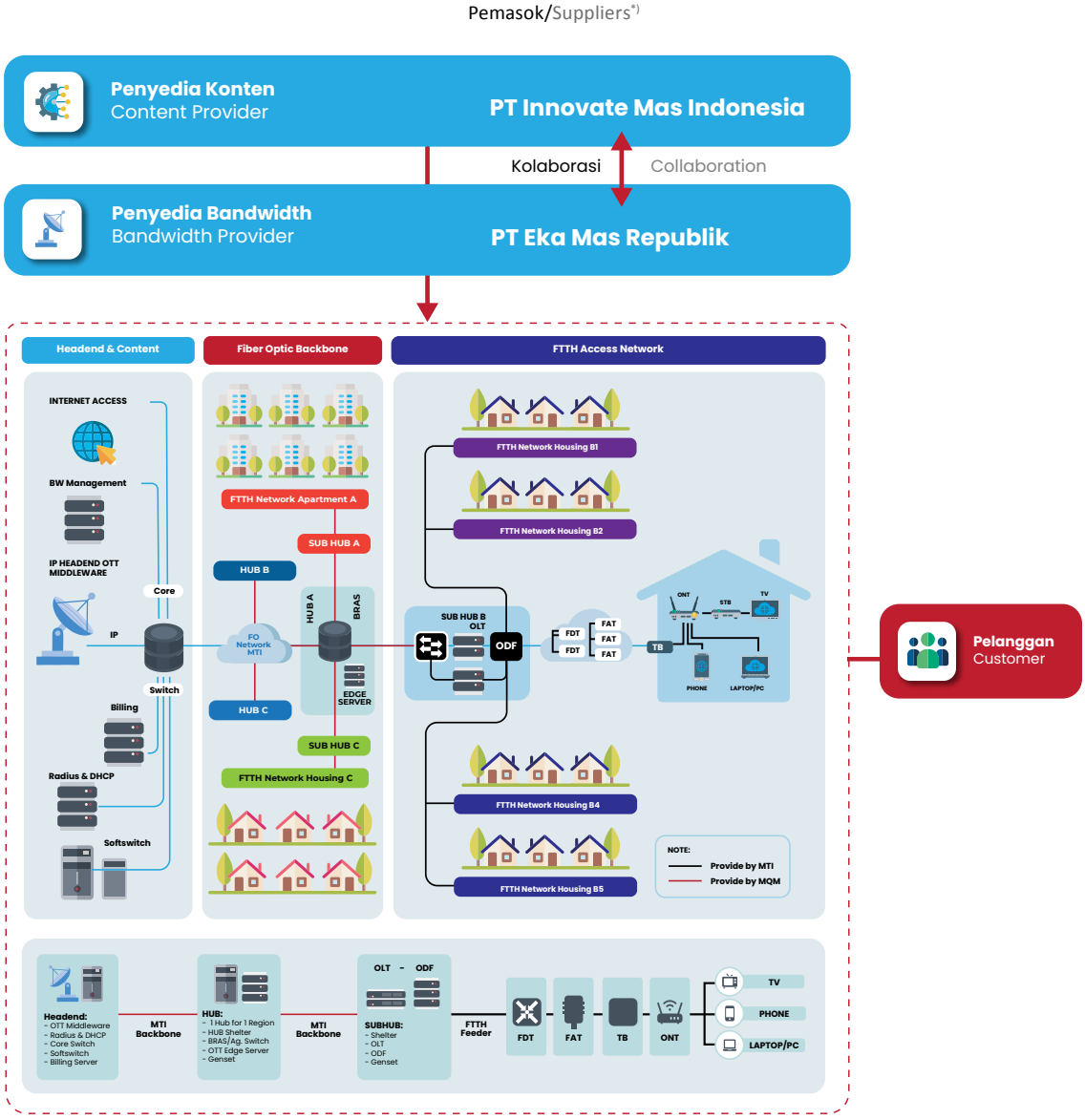

Keterangan / Notes :
*) Pengeluaran untuk mitra kerja lokal pada untuk tahun 2022 diberikan kepada 100 pemasok lokal dan 50 kontraktor lokal
*) The expenditures for local partner in 2022 was given to 100 local suppliers and 50 local contractors

ingga 31 Desember 2022, bisnis multimedia telah memasang sebanyak 1.739.635 *home-pass* dan memiliki 304.410 pelanggan. Jumlah *home-pass* dan pelanggan ini meningkat dibandingkan dengan tahun 2021 yang berjumlah 1.129.237 *home-pass* dan 216.508 pelanggan. Jumlah *home-pass* dan pelanggan pada tahun 2022 tersebut berhasil mencapai target Perseroan yaitu sebanyak 1.471.237 *home-pass* dan 301.489 pelanggan.

Perseroan melalui entitas anak telah melakukan berbagai investasi dalam bisnis teknologi. Salah satu investasi yang telah dilakukan oleh Perseroan melalui entitas anak pada tahun 2022 adalah investasi dalam PT Elang Andalan Nusantara, suatu perusahaan yang menaungi bisnis dompet digital DANA di Indonesia. Investasi ini diharapkan dapat mendukung rencana strategis Perseroan untuk melakukan pengembangan ekosistem digital dan memberikan nilai tambah bagi Perseroan.

As of December 31, 2022, the multimedia business had installed 1,739,635 home-passes and had acquired 304,410 subscribers. The number of home-passes and subscribers had increased compared to 2021 which was 1,129,237 home-passes and 216,508 subscribers. The number of home-passes and subscribers in 2022 managed to achieve the Company's target of 1,471,237 home-passes and 301,489 subscribers.

The Company, through its subsidiaries, has made various investments in the technology business. One of the investments made by the Company through its subsidiary in 2022 was an investment in PT Elang Andalan Nusantara, a company that holds the digital wallet business DANA in Indonesia. This investment is expected to support the Company's strategic plan to develop digital ecosystems and provide added value to the Company.

Pada tahun 2022, bisnis teknologi mencatatkan pendapatan sebesar USD 66,0 juta, meningkat sebesar 15,6% dari pendapatan tahun sebelumnya yaitu sebesar USD 57,1 juta.

Perdagangan Pupuk dan Bahan Kimia

Dalam bisnis perdagangan pupuk dan bahan kimia, Perseroan menjalankan kegiatan usahanya melalui PT Rolimex Kimia Nusamas, entitas anak. Produk diimpor untuk memenuhi permintaan pasar dalam negeri. Pada tahun 2022, entitas anak usaha grup Sinarmas masih mendominasi hasil penjualan sebesar 57% dari total penjualan dari bisnis perdagangan pupuk dan bahan kimia.

In 2022, the technology business recorded revenue of USD 66.0 million, an increase of 15.6% from the previous year's revenue of USD 57.1 million.

Fertilizer and Chemical Trading

In the fertilizer and chemical trading business, the Company carries out its business activities through PT Rolimex Kimia Nusamas, a subsidiary. Products are imported to meet the domestic market demand. In 2022, the subsidiaries of Sinarmas group still dominate sales revenue by 57% of total sales of fertilizer and chemical trading business.

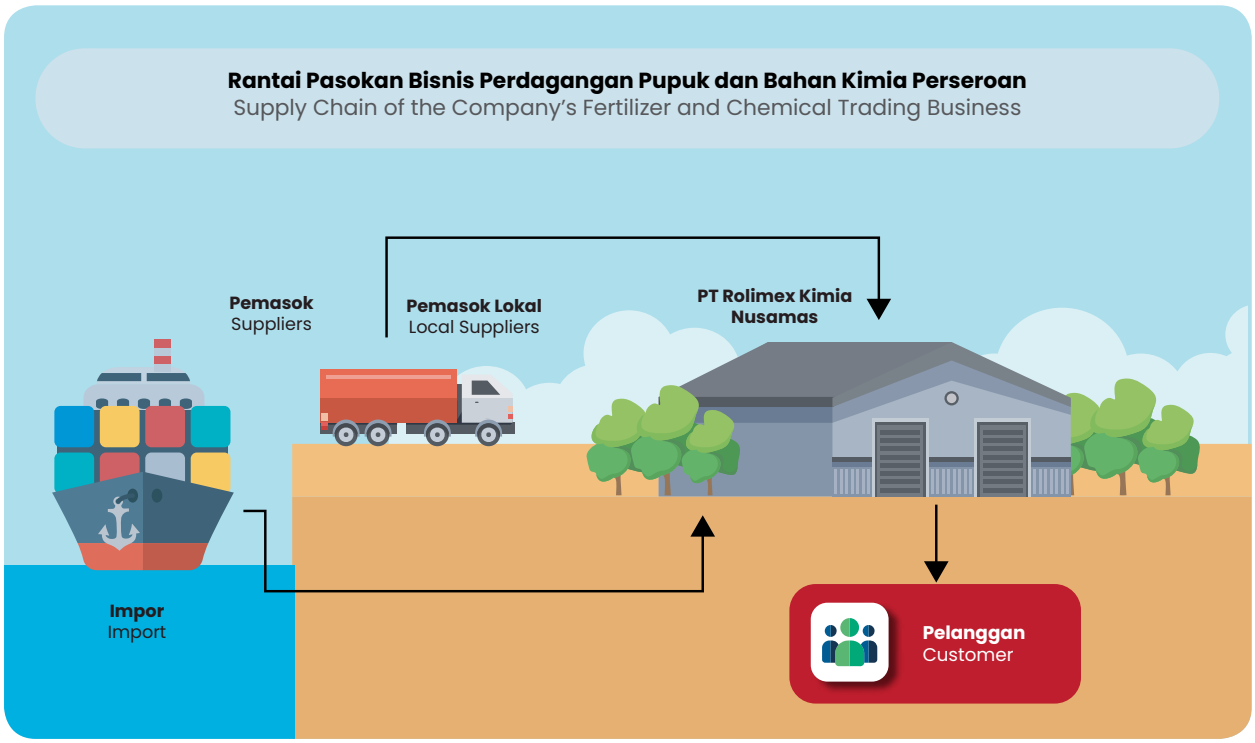

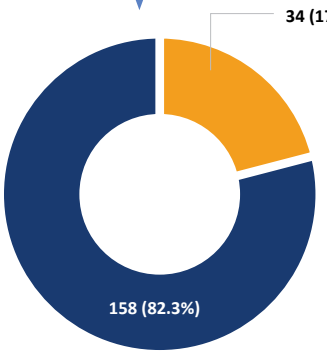

Nilai pengeluaran untuk mitra kerja lokal pada tahun 2022 adalah sebesar USD 88,2 juta, atau 99,9% dari total pengeluaran untuk mitra kerja

The expenditure for local partners in 2022 was USD 88.2 million, or 99.9% of the total expenditure for business partners

- Mitra Kerja Lokal / Local Partners
- Mitra Kerja Asing / Foreign Partners

Volume penjualan pupuk mengalami penurunan sebesar 28,2% menjadi sebanyak 154.516 ton pada tahun 2022, dibandingkan tahun 2021 yang tercatat sebanyak 215.204 ton. Volume penjualan pupuk ini mencapai 73,6% dari target yang telah ditetapkan Perseroan. Penurunan volume penjualan pupuk ini antara lain disebabkan oleh kebijakan pembatasan ekspor beberapa negara penghasil pupuk untuk mengamankan pasokan pupuk dan produksi pangan dalam negeri, sehingga volume pupuk yang dapat diimpor dan dijual oleh entitas anak Perseroan menurun.

Fertilizer sales volume had decreased by 28.2% to 154,516 tons in 2022, compared to 2021 which was 215,204 tons. This sales volume of fertilizer reached 73.6% of the target set by the Company. This decrease in fertilizer sales volume was partly due to the export restriction policies of several fertilizer-producing countries to secure domestic supply of fertilizer and food production, thus lowering the volume of fertilizer that could be imported and sold by the Company's subsidiary.

Untuk penjualan pestisida, Perseroan mengalami kenaikan penjualan pestisida ke *free market* (di luar perkebunan), walaupun penjualan ke entitas anak usaha grup Sinarmas sebagai target pasar penjualan terbesar mengalami penurunan karena ketidakpastian harga impor pestisida. Karena penurunan yang signifikan pada penjualan ke entitas anak usaha grup Sinarmas, volume penjualan pestisida mengalami penurunan sebesar 10,5% menjadi 4.406 kiloliter ton dibandingkan dengan penjualan pestisida tahun 2021 yang tercatat sebanyak 4.923 kiloliter ton. Volume penjualan pestisida ini mencapai 71,2% dari target yang telah ditetapkan Perseroan.

For pesticide sales, the Company experienced an increase in sales to the free market (outside plantations). Meanwhile, sales to subsidiaries of the Sinarmas group, as the largest sales target market, decreased due to uncertainty over the price of imported pesticides. Due to a significant decrease in sales to subsidiaries of the Sinarmas group, pesticide sales volume decreased by 10.5% to 4,406 kiloliters tons compared to pesticide sales in 2021 which were recorded at 4,923 kiloliters tons. This sales volume of pesticides reached 71.2% of the target set by the Company.

Sementara itu, penjualan bahan kimia ke berbagai perusahaan di dalam maupun luar grup Sinarmas meningkat pada tahun 2022. Volume penjualan bahan kimia tahun 2022 tercatat 119.154 ton, naik 33,2% dari volume penjualan bahan kimia tahun 2021 yang tercatat sebanyak 89.458 ton. Volume penjualan bahan kimia ini mencapai target yang telah ditetapkan Perseroan yaitu sebanyak 117.988 ton. Kenaikan penjualan bahan kimia ini salah satunya didorong oleh peningkatan permintaan bahan kimia umum yang menjadi katalis untuk industri biodiesel.

Meanwhile, sales of chemicals to various companies within and outside the Sinarmas group increased in 2022. The sales volume of chemicals in 2022 was 119,154 tons, up 33.2% from the sales volume in 2021 which was 89,458 tons. This sales volume of chemicals achieved the target set by the Company of 117,988 tons. Such increase in sales volume was due to, among others, the increasing demand for general chemicals used as catalysts in the biodiesel industry.

Secara keseluruhan, bisnis perdagangan pupuk dan bahan kimia memberikan kontribusi pendapatan sebesar USD 156,7 juta dari total pendapatan Perseroan. Jumlah ini mengalami peningkatan 31,6% dibandingkan tahun sebelumnya yang sebesar USD 119,1 juta dan berhasil mencapai 117,9% dari target pendapatan sebesar USD 132,9 juta.

Overall, the fertilizer and chemical trading business contributed revenue of USD 156.7 million of the Company's total revenue. This number increased by 31.6% compared to the previous year which was USD 119.1 million and managed to achieve 117.9% of the revenue target of USD 132.9 million.

Pendapatan bisnis perdagangan pupuk dan bahan kimia terutama diperoleh dari penjualan pupuk yang memberikan kontribusi sekitar 46,8% dari total pendapatan, diikuti oleh penjualan bahan kimia dengan kontribusi 34,8%, pestisida 15,2%, dan produk lain 3,2%.

Revenue from the fertilizer and chemical trading business was mainly derived from sales of fertilizers which contributed around 46.8% of total revenue, followed by sales of fertilizers contributing 34.8%, pesticides 15.2%, and other products 3.2%.

Tinjauan Pemasaran [GRI 2-6-b]

Marketing Review

Pertambangan dan Perdagangan Batu Bara

Perseroan senantiasa berupaya memenuhi kebijakan DMO dari ESDM, yaitu minimal 25% dari total produksi batu bara. Untuk mendukung penjualan batu bara di pasar domestik, Perseroan telah memiliki kontrak penjualan jangka panjang dengan PLN, entitas anak usaha grup Sinarmas, dan beberapa pelanggan lainnya, termasuk untuk proyek-proyek *smelter* nasional.

Coal Mining and Trading

The Company always seeks to comply with ESDM's policy on DMO, which is a minimum of 25% of total coal production. To support coal sales in the domestic market, the Company has entered into long-term sales contracts with PLN, a subsidiary of the Sinarmas group, and several other customers, including national smelter projects.

Pada tahun 2022, sebanyak 32% atau sekitar 12,3 juta ton dari penjualan batu bara Perseroan dialokasikan untuk memenuhi kebutuhan pasar domestik. Sedangkan sebanyak 68% dialokasikan untuk pasar ekspor, seperti Tiongkok, India, Korea Selatan, Thailand, dan Filipina. Pada tahun 2022, pemasaran batu bara Perseroan juga berhasil menjangkau pasar Taiwan. Pangsa pasar Perseroan terhadap jumlah produksi batu bara dalam negeri sebesar 687 juta ton adalah sebesar 5,6% pada tahun 2022 dan tahun 2021. [GRI 2-6-b]

Untuk meningkatkan kinerja penambangan, Perseroan senantiasa berupaya memaksimalkan kinerja operasi dari setiap aset yang dimiliki dengan tetap memperhatikan prinsip kesehatan dan keselamatan kerja untuk mempertahankan lingkungan kerja yang aman tanpa kecelakaan yang menyebabkan korban jiwa, lebih responsif dalam memitigasi faktor cuaca, berhati-hati dalam melakukan belanja modal, tetap konsisten dalam mengembangkan infrastruktur untuk mendukung strategi pengembangan pemasaran batu bara, dan sigap terhadap situasi global.

Penyediaan Tenaga Listrik dan Uap

Perseroan memproduksi listrik dan uap dari pembangkit listrik *captive* Perseroan yang seluruhnya dipasok ke PT Indah Kiat Pulp & Paper Tbk dan PT Pindo Deli Pulp & Paper Mills berdasarkan kontrak jangka panjang penjualan tenaga listrik. [GRI 2-6-b]

Kapasitas pembangkit listrik *captive* yang saat ini dioperasikan Perseroan adalah sekitar 0,4% dari total kapasitas terpasang pembangkit listrik nasional tahun 2022 sebesar 81,2 GW.

Perseroan terus berupaya menjajaki peluang transisi dan masuk ke dalam berbagai lini bisnis EBT. Pada tahun 2022, Perseroan telah melakukan persiapan kegiatan eksplorasi panas bumi. Perseroan melalui entitas anak juga telah menjajaki peluang kerja sama dalam bisnis energi surya di Indonesia. Dengan pengembangan bisnis ini, Perseroan diharapkan dapat mengembangkan pangsa pasar Perseroan di bisnis penyediaan tenaga listrik.

Teknologi

Hingga 31 Desember 2022, layanan multimedia Perseroan telah tersedia di 18 (delapan belas) kota besar yaitu Jakarta, Bogor, Depok, Tangerang, Bekasi, Cibubur, Bandung, Semarang, Surabaya, Malang, Cilegon, Serang, Palembang, Medan, Pekanbaru, Lampung, Makassar, dan Bali. Dengan sebanyak 304.410 pelanggan, pangsa pasar Perseroan di bisnis multimedia di Indonesia adalah sekitar 2-3% pada tahun 2022. [GRI 2-6-b]

Untuk pengembangan bisnis multimedia, Perseroan melalui entitas anak berupaya untuk memanfaatkan peluang yang ada dengan terus memperluas area layanan bisnis teknologi di beberapa kota potensial di Indonesia, meningkatkan kualitas layanan dengan menyediakan internet yang stabil dan cepat, serta melakukan penawaran ragam produk yang sesuai dengan kebutuhan pasar dengan harga yang kompetitif.

Dengan melihat peluang besar yang ada dalam era perkembangan teknologi informasi ini, Perseroan melalui entitas anak juga telah berinvestasi ke dalam bisnis dompet digital dan *streaming* video. Pada tahun 2022, Perseroan melalui entitas anak telah melakukan

In 2022, as much as 32% or around 12.3 million tons of the Company's coal sales was allocated to meet the demand of the domestic market. Meanwhile, 68% was allocated for export markets, such as China, India, South Korea, Thailand, and the Philippines. In 2022, the Company had also succeeded in marketing its coal to Taiwan. The Company's market share for domestic total coal production of 687 million tons is 5.6% in 2022 and 2021, respectively. [GRI 2-6-b]

To improve mining performance, the Company always seeks to maximize the operating performance of each asset it owns while still paying attention to the principles of occupational health and safety in order to maintain a safe work environment without accidents that cause fatalities, be more responsive in mitigating weather factors, be prudent in making capital expenditures, remain consistent in developing infrastructure to support the coal marketing development strategy, and be alert to global situations.

Power and Steam Generation

The Company generates electricity and steam from its captive power plants, all of which are supplied to PT Indah Kiat Pulp & Paper Tbk and PT Pindo Deli Pulp & Paper Mills based on long-term power sales contracts. [GRI 2-6-b]

The capacity of the captive power plants currently operated by the Company is around 0.4% of the total installed capacity of power plants nationally in 2022 of 81.2 GW.

The Company continues to explore opportunities to transition and enter into various renewable energy business lines. In 2022, the Company has conducted preparations for geothermal exploration activities. The Company through its subsidiaries has also explored joint venture opportunities in the solar energy business in Indonesia. With such business strategy, the Company expects to be able to develop its market share in the power generation business.

Technology

As of December 31, 2022, the Company's multimedia services were available in 18 (eighteen) major cities, namely Jakarta, Bogor, Depok, Tangerang, Bekasi, Cibubur, Bandung, Semarang, Surabaya, Malang, Cilegon, Serang, Palembang, Medan, Pekanbaru, Lampung, Makassar, and Bali. With as many as 304,410 subscribers, the Company's market share in the multimedia business in Indonesia was around 2-3% in 2022. [GRI 2-6-b]

For the development of the technology business, the Company through subsidiaries seeks to take advantage of existing opportunities by continuing to expand the technology business service area in several potential cities in Indonesia, improving service quality by providing stable and fast internet, and offering a variety of products that suits market needs at competitive prices.

Recognizing the great opportunities that exist in this era of information technology development, the Company through its subsidiaries has invested into the digital wallet and video streaming businesses. In 2022, the Company also made an investment in PT

investasi pada PT Elang Andalan Nusantara, suatu perusahaan yang menaungi bisnis dompet digital DANA di Indonesia melalui entitas anaknya. Strategi ini diharapkan dapat memperluas jangkauan pemasaran bisnis teknologi Perseroan dan mendukung komitmen Perseroan dalam melakukan transformasi digital.

Elang Andalan Nusantara, a company that holds the digital wallet business DANA in Indonesia. This strategy is expected to expand the market reach of the Company's technology business and support the Company's commitment to digital transformation.

Perdagangan Pupuk dan Bahan Kimia

Pada tahun 2022, Perseroan mengimpor sebanyak 2,5% pupuk dan 3,0% pestisida dari total impor pupuk dan pestisida Indonesia. Sebagian besar dari pupuk dan pestisida yang diimpor tersebut dialokasikan untuk memenuhi kebutuhan dalam negeri. Saat ini, penjualan ragam produk Perseroan masih didominasi oleh penjualan ke entitas anak grup Sinarmas. Namun demikian, pada tahun 2022, Perseroan melalui entitas anak telah berhasil meningkatkan penjualan produk di *free market* di beberapa area di Kalimantan, Jawa, dan Sumatra. Perseroan juga telah berhasil melakukan ekspor pupuk urea ke Afrika. [GRI 2-6-b]

Perseroan melalui entitas anak terus berupaya untuk mempertahankan penjualan produk ke entitas anak grup Sinarmas. Selain itu, untuk meningkatkan kinerja, Perseroan melalui entitas anak memiliki pusat penelitian & pengembangan, berupaya untuk bekerja sama dengan perusahaan-perusahaan global terkemuka untuk mengembangkan ragam produk kimia khusus yang berkualitas tinggi untuk berbagai industri, memperkuat rantai pasokan dan tim pemasaran, memperluas pemasaran produk di luar penjualan ke grup Sinarmas, dan menjajaki peluang bisnis *poly aluminium chloride liquid* (PAC).

Saat ini, Perseroan melalui entitas anak sedang dalam tahap penyelesaian pembangunan pabrik PAC di Palembang yang diperkirakan akan rampung pada Q2-2023. Penjualan PAC diharapkan dapat membantu meningkatkan penjualan produk kimia khusus Perseroan.

Fertilizer and Chemical Trading

In 2022, the Company had imported 2.5% of fertilizers and 3.0% of pesticides from Indonesia's total imports of fertilizers and pesticides. Most of the imported fertilizers and pesticides are allocated to fulfill the domestic demand. Currently, sales of the Company's variety of products are still dominated by the subsidiaries of Sinarmas group. However, in 2022, the Company through its subsidiaries had succeeded in increasing its product sales in several free market areas in Kalimantan, Java, and Sumatra. The Company had also succeeded in exporting urea fertilizer to Africa. [GRI 2-6-b]

The Company through its subsidiary continuously seeks to maintain its product sales to the subsidiaries of Sinarmas group. Moreover, to improve performance, the Company through its subsidiary owns a research & development center, sought to cooperate with leading global companies to develop a variety of high-quality specialty chemical products for various industries, strengthened its supply chain and marketing team, expanded product marketing area beyond the Sinarmas group, and explored business opportunities for poly aluminium chloride liquid (PAC).

Currently, the Company through its subsidiary is in the completion stage of the construction of a PAC factory in Palembang which is expected to be completed in Q2-2023. PAC sales are expected to improve the sales of the Company's special chemical products.

Teknologi Informasi
Information Technology

Perseroan secara berkala mengevaluasi dan mengembangkan teknologi informasi yang digunakan dalam lingkup bisnis Perseroan untuk membangun sistem dan manajemen teknologi informasi yang sejalan dengan praktik-praktik terbaik terkait konsep standardisasi, integrasi, simplifikasi, keandalan, otomatisasi, keamanan, dan skalabilitas demi menunjang kebutuhan bisnis dan membangun kapabilitas internal Perseroan.

The Company regularly evaluates and develops the information technology utilized within the Company's business scope to build information technology systems and management that are in line with the best practices related to the concepts of standardization, integration, simplification, reliability, automation, security, and scalability to support business needs and build internal capabilities of the Company.

Organisasi Divisi Teknologi Informasi

Perseroan berupaya mengalokasikan sumber daya Teknologi Informasi (IT) yang memadai dan menelaah secara berkala efektivitas kebijakan dan prosedur IT, termasuk kebijakan dan prosedur terkait perlindungan terhadap keamanan dan kerahasiaan data Perseroan.

Organization of the Information Technology Division

The Company seeks to allocate adequate Information Technology (IT) resources and regularly review the effectiveness of IT policies and procedures, including the policies and procedures related to protecting the security and confidentiality of the Company's data.



Divisi IT Perseroan saat ini memiliki 3 (tiga) unit kerja, yaitu:

- IT *Operation* & *Infrastructure*
  Bertanggung jawab atas pengelolaan insfrastruktur fisik IT dan mendukung setiap pengguna IT agar dapat bekerja dengan nyaman.
- IT *Security* & *Governance*
  Bertanggung jawab atas sistem pertahanan dan keamanan data dan informasi serta tata kelola IT.
- IT *Application* & *Development*
  Bertanggung jawab atas pengelolaan aplikasi bisnis dan aplikasi lainnya.

Pencapaian Umum

Divisi IT telah melakukan beberapa pengembangan untuk menunjang kegiatan operasional Perseroan selama masa pandemi Covid-19 yang masih berlangsung pada tahun 2022.

Beberapa pencapaian dan pengembangan yang telah dilakukan oleh divisi Teknologi Informasi Perseroan pada tahun 2022 antara lain sebagai berikut:

- Menerapkan dasbor keuangan bagi manajemen untuk mempermudah pemantauan kinerja entitas anak.
- Menerapkan Sistem Informasi SDM untuk merampingkan dan mendigitalisasi proses terkait SDM
- Meningkatkan pemantauan waktu nyata terhadap infrastruktur dan konektivitas antar lokasi pembangkit listrik

The IT division of the Company currently consists of 3 (three) work units, namely:

- IT Operation & Infrastructure
  Responsible for managing IT physical infrastructure and supporting every IT user to work comfortably.

- IT Security & Governance
  Responsible for data and information defense and security systems as well as IT governance.
- IT Application & Development
  Responsible for managing business applications and other applications.

General Achievement

The IT division had carried out several developments to support the Company's operational activities during Covid-19 pandemic which was still ongoing in 2022.

Some of the achievements and developments that had been carried out by the Company's Information Technology division in 2022 include the following:

- Implemented financial dashboards for the management to facilitate close monitoring of subsidiaries' performance.
- Implemented an HR Information System to streamline and digitalize HR-related processes
- Improved real-time monitoring on infrastructure and connectivity among power plant locations

- Meningkatkan kapasitas koneksi jaringan area luas di lokasi pembangkit listrik untuk meningkatkan efektivitas koordinasi dengan kantor pusat serta antar lokasi pembangkit listrik
- Mengintensifkan pelatihan karyawan untuk memaksimalkan kolaborasi dengan memanfaatkan Microsoft 365
- Meremajakan sistem telekonferensi di kantor pusat untuk meningkatkan efektivitas diskusi

Rencana Kerja untuk Tahun 2023

Untuk tahun 2023, divisi IT berencana untuk melakukan beberapa proyek pengembangan sebagai berikut:

- Melanjutkan proyek dasbor keuangan yang mencakup entitas anak yang lebih banyak dan ruang lingkup dasbor yang lebih luas dengan memasukkan aspek-aspek operasional
- Menjalankan proyek digitalisasi dan otomasi untuk Perseroan dan entitas anak untuk meningkatkan efisiensi dan transparansi serta mengadopsi satu sumber data untuk konsistensi data
- Meningkatkan keamanan IT melalui simulasi serangan *cyber* untuk melindungi dari potensi kerentanan
- Memperluas pengetahuan karyawan tentang fitur-fitur yang tersedia di Microsoft 365 dan memaksimalkan kolaborasi lintas divisi dengan memanfaatkan fitur-fitur di Microsoft 365
- Memperbaharui SAP untuk memanfaatkan fungsionalitas bisnis baru dan memastikan kontinuitas dukungan *mainstream*
- Mengevaluasi kembali Kebijakan IT untuk meningkatkan efektivitas sumber daya IT, meningkatkan keamanan, dan memastikan kepatuhan tetap
- Menerapkan perangkat pengelolaan aset IT untuk meningkatkan pemantauan pada perangkat keras dan perangkat lunak yang digunakan
- Meningkatkan aksesibilitas data dengan memanfaatkan sumber daya penyimpanan milik Perseroan
- Memperbaharui situs Perseroan untuk lebih mencerminkan portofolio bisnis Perseroan, memperkuat merek, dan meningkatkan keterlibatan pelanggan

- Increased the capacity of wide area network connections at power plant locations to improve coordination effectiveness with the head office as well as among power plant locations
- Intensified user training to maximize collaboration by leveraging Microsoft 365 tools
- Upgraded teleconference systems in head office to increase discussion effectiveness

Work Plan for 2023

For 2023, the IT division plans to carry out several development projects as follows:

- Continue the financial dashboard project that includes more subsidiaries and a wider scope of dashboards by incorporating operational-related aspects
- Initiate digitalization and automation projects for the Company and its subsidiaries to improve efficiency and transparency and to adopt a single data source for data consistency
- Improve security through simulations of cyber attacks to protect against potential vulnerabilities
- Expand user knowledge on features available in Microsoft 365 and maximize cross-division collaborations by leveraging features in Microsoft 365
- Upgrade SAP to take advantage of new business functionality and ensure continuity of mainstream support
- Re-evaluate the IT Policy to enhance the effectiveness of IT resources, improve security, and ensure compliance
- Implement IT asset management tool to enhance monitoring of utilized hardware and software
- Improve data accessibility by leveraging the Company's available storage resources
- Revamp the Company's website to better reflect the Company's business portfolio, strengthen the brand, and increase customer engagement

Peristiwa dan/atau Transaksi Material dan Pihak Berelasi

Material and Related Party Transactions and/or Events

Informasi mengenai Aksi Korporasi

Investasi

Pada tanggal 31 Maret 2022 dan 17 Juni 2022, PT DSSE Energi Mas Utama, entitas anak, mengajukan permohonan konversi atas Obligasi Wajib Konversi PT Smartfren Telecom Tbk. Saham hasil konversi ini telah tercatat pada Bursa Efek Indonesia pada tanggal 17 Mei 2022 dan 11 Juli 2022. Total kepemilikan saham Perseroan dan entitas anak dalam PT Smartfren Telecom Tbk per 31 Desember 2022 adalah sekitar 15,8%.

Pada tanggal 14 Juni 2022, Perseroan melalui PT DSST Video Gemilang, entitas anak, melakukan investasi dalam PT Vidio Dot Com, sebuah perusahaan *streaming* video *Over-The-Top*, melalui

Information on Corporate Actions

Investment

On March 31, 2022, and June 17, 2022, PT DSSE Energi Mas Utama, a subsidiary, submitted a conversion application for the Mandatory Convertible Bonds issued by PT Smartfren Telecom Tbk. The converted shares were listed on the Indonesia Stock Exchange on May 17, 2022, and July 11, 2022. The total share ownership of the Company and its subsidiary in PT Smartfren Telecom Tbk as of 31 December 2022 was approximately 15.8%.

On June 14, 2022, the Company through PT DSST Video Gemilang, a subsidiary, made an investment in PT Vidio Dot Com, an Over-The-Top video streaming company, through the subscription

pengambilan bagian saham-saham baru yang diterbitkan oleh PT Vidio Dot Com, dengan harga pelaksanaan investasi seluruhnya berjumlah USD 25.000.000.

Pada tanggal 10 Agustus 2022, Perseroan melalui PT DSST Dana Gemilang, entitas anak, menyelesaikan rencana investasi dalam PT Elang Andalan Nusantara, suatu perusahaan yang memiliki entitas anak yang mengoperasikan *platform* dompet elektronik DANA, dengan harga pelaksanaan investasi seluruhnya berjumlah USD 200.000.000.

Divestasi
Perseroan tidak melakukan divestasi pada tahun 2022.

Penggabungan Usaha
Perseroan tidak melakukan penggabungan usaha pada tahun 2022.

Akuisisi
Pada tanggal 3 Mei 2022 dan 7 Oktober 2022, Perseroan melalui Stanmore, yang sepenuhnya memiliki Stanmore SMC Holdings Pty. Ltd., melakukan penyelesaian rencana transaksi pengambilalihan saham Dampier Coal (Queensland) Pty. Ltd. Informasi sehubungan dengan penyelesaian rencana transaksi pengambilalihan saham Dampier Coal (Queensland) Pty. Ltd. dapat dilihat pada bagian Informasi mengenai Transaksi Material.

Restrukturisasi Utang / Modal
Perseroan tidak melakukan restrukturisasi utang ataupun modal pada tahun 2022.

Ekspansi dan/atau Pendirian Entitas Anak
Pada tangal 18 Februari 2022, Perseroan melalui PT Daya Sukses Makmur Selaras, entitas anak tidak langsung, mendirikan PT Daya Mas Geopatra Energi, dengan kegiatan usaha sebagai perusahaan induk. Pada tanggal yang sama, PT Daya Mas Geopatra Energi mendirikan PT Daya Mas Geopatra Pangrango dengan kegiatan usaha di bidang pengusahaan tenaga panas bumi.

Pada tanggal 22 Maret 2022, Perseroan melalui PT DSST Mas Gemilang dan PT Sinarmas Sukses Sejahtera, keduanya entitas anak Perseroan, mendirikan PT Dian Semesta Investasi dengan kegiatan usaha di antaranya melakukan aktivitas perusahaan induk.

Pada tanggal 14 April 2022, Perseroan melalui PT DSST Mas Gemilang dan PT Sinarmas Sukses Sejahtera, keduanya entitas anak Perseroan, mendirikan PT DSST Video Gemilang dengan kegiatan usaha sebagai perusahaan induk.

Pada tanggal 6 September 2022, Perseroan melalui PT Daya Anugerah Sejati Utama dan PT DSSE Energi Mas Utama, keduanya entitas anak Perseroan, mendirikan PT Daya Surya Mas Makmur dengan kegiatan usaha sebagai perusahaan induk.

Penutupan Entitas Anak
Perseroan tidak melakukan penutupan entitas anak pada tahun 2022.

Pendanaan
Pada tanggal 7 Januari 2022, Stanmore SMC Holdings Pty. Ltd., entitas anak, menandatangani perjanjian pendanaan akuisisi dengan Global Loan Agency Services Australia Pty. Ltd. untuk membiayai transaksi pengambilalihan 80% saham Dampier Coal (Queensland) Pty. Ltd. sebesar USD 625.000.000.

of new shares issued by PT Vidio Dot Com, with the exercise price for the investment is in the aggregate amount of USD 25,000,000.

On August 10, 2022, the Company through PT DSST Dana Gemilang, a subsidiary, completed the investment plan in PT Elang Andalan Nusantara, a company whose subsidiary operates the electronic wallet platform DANA, with an aggregate investment exercise price of USD 200,000,000.

Divestment
The Company did not divest any subsidiary in 2022.

Merger
The Company did not perform any mergers in 2022.

Acquisition
On May 3, 2022, and October 7, 2022, the Company through Stanmore, which wholly owns Stanmore SMC Holdings Pty. Ltd., had completed the acquisition plan of Dampier Coal (Queensland) Pty. Ltd. Information regarding the completion of the planned acquisition of Dampier Coal (Queensland) Pty. Ltd. can be seen in the Information on Material Transactions section.

Debt / Capital Restructuring
The Company did not perform any debt or capital restructuring in 2022.

Expansion and/or Establishment of Subsidiary
On February 18, 2022, the Company through PT Daya Sukses Makmur Selaras, an indirect subsidiary, established PT Daya Mas Geopatra Energi, with business activity as a holding Company. On the same date, PT Daya Mas Geopatra Energi established PT Daya Mas Geopatra Pangrango with business activities in the field of geothermal energy exploitation.

On March 22, 2022, the Company through PT DSST Mas Gemilang and PT Sinarmas Sukses Sejahtera, both of which are subsidiaries of the Company, established PT Dian Semesta Investasi with business activities include holding company.

On April 14, 2022, the Company through PT DSST Mas Gemilang and PT Sinarmas Sukses Sejahtera, both of which are subsidiaries of the Company, established PT DSST Video Gemilang with business activity as a holding company.

On September 6, 2022, the Company through PT Daya Anugerah Sejati Utama and PT DSSE Energi Mas Utama, both of which are subsidiaries of the Company, established PT Daya Surya Mas Makmur with business activity as a holding company.

Closure of Subsidiary
The Company did not deregister any subsidiary in 2022.

Financing
On January 7, 2022, Stanmore SMC Holdings Pty. Ltd., a subsidiary, signed an acquisition financing agreement with Global Loan Agency Services Australia Pty. Ltd. to finance the acquisition of 80% of shares in Dampier Coal (Queensland) Pty. Ltd. amounting to USD 625,000,000.

Pada tanggal 20 Januari 2022, Perseroan menandatangani perjanjian fasilitas pinjaman berjangka dengan PT Bank Mandiri (Persero) Tbk dan PT Bank Woori Saudara Indonesia 1906 Tbk, dengan plafon sampai dengan sebesar USD 150.000.000.

On January 20, 2022, the Company signed a term loan facility agreement with PT Bank Mandiri (Persero) Tbk and PT Bank Woori Saudara Indonesia 1906 Tbk, with limit up to USD 150,000,000.

Pada tanggal 2 Maret 2022, Stanmore menandatangani perjanjian fasilitas kredit dengan Ascend Capital Advisor(s) Pte. Ltd. dengan jumlah fasilitas sebesar USD 120.000.000.

On March 2, 2022, Stanmore signed a credit facility agreement with Ascend Capital Advisor(s) Pte. Ltd. amounting to USD 120,000,000.

Pada tanggal 9 Maret 2022, GEAR menerbitkan *Senior Secured Notes* dengan jumlah pokok sebesar USD 90.000.000.

On March 9, 2022, GEAR issued Senior Secured Notes with a principal amount of USD 90,000,000.

Pada tanggal 3 Mei 2022, Stanmore SMC Pty. Ltd., entitas anak, menandatangani perjanjian modal kerja dengan Deutsche Bank AG, cabang Sydney, dengan jumlah fasilitas sebesar AUD 50.000.000.

On May 3, 2022, Stanmore SMC Pty. Ltd., a subsidiary, signed a working capital loan agreement with Deutsche Bank AG, Sydney branch, amounting to AUD 50,000,000.

Pada tanggal 10 Mei 2022, Stanmore menandatangani perjanjian jangka pendek dengan Clearmatch Originate Pty. Ltd. untuk mengakses pembiayaan premi asuransi tahunannya untuk periode yang berakhir pada 3 Februari 2023.

On May 10, 2022, Stanmore signed a short-term agreement with Clearmatch Originate Pty. Ltd. to finance annual insurance premiums for the period ended February 3, 2023.

Pada tanggal 20 Juni 2022, GEMS, BIB, dan PT Kuansing Inti Makmur, ketiganya entitas anak Perseroan, menandatangani addendum perjanjian fasilitas kredit dengan PT Bank Mandiri (Persero) Tbk sampai dengan sebesar USD 35.000.000 (*Tranche* A) dan USD 29.500.000 (*Tranche* B).

On June 20, 2022, GEMS, BIB, and PT Kuansing Inti Makmur, all of which are subsidiaries of the Company, signed an addendum to the credit facility with PT Bank Mandiri (Persero) Tbk with a limit up to USD 35,000,000 (Tranche A) and USD 29,500,000 (Tranche B).

Pada tanggal 29 Juni 2022, Perseroan menandatangani perjanjian fasilitas *general financing revolving* dengan PT Bank Woori Saudara Indonesia 1906 Tbk, dengan plafon sampai dengan sebesar USD 12.000.000.

On June 29, 2022, the Company signed a general financing revolving facility agreement with PT Bank Woori Saudara Indonesia 1906 Tbk, with a limit up to USD 12,000,000.

Pada tanggal 19 Juli 2022, PT Eka Mas Republik, entitas anak, menandatangani perjanjian fasilitas pembiayaan dengan PT Sarana Multi Infrastruktur (Persero), dengan plafon sampai dengan sebesar Rp397.992.000.000.

On July 19, 2022, PT Eka Mas Republik, a subsidiary, signed a financing facility agreement with PT Sarana Multi Infrastruktur (Persero), with a limit up to Rp397,992,000,000.

Pada tanggal 28 November 2022, GEAR telah menukar *Senior Secured Notes* senilai USD 375.000.000 dengan USD 346.308.000 dengan jumlah nilai pokok secara keseluruhan dan pembayaran tunai yang sama dengan akrual bunga sesuai dengan syarat dan ketentuan Penawaran Pertukaran.

On November 28, 2022, GEAR exchanged the outstanding USD 375,000,000 Senior Secured Notes with USD 346,308,000 in aggregate principal amount and a cash payment equal to the aggregate Accrued Interest in accordance with the terms and conditions of the Exchange Offer.

Pada tanggal 30 November 2022, Perseroan menandatangani perubahan atas perjanjian fasilitas pinjaman dengan PT Bank Mandiri (Persero) Tbk, di antaranya untuk memperluas tujuan penggunaan bank garansi Perseroan menjadi fasilitas *non-cash loan* dan kenaikan plafon fasilitas menjadi sebesar USD 19.500.000.

On November 30, 2022, the Company signed an amendment to the loan facility agreement provided by PT Bank Mandiri (Persero) Tbk, among others, to enhance the Company's bank guarantee facility into a non-cash loan facility and loan limit increase to USD 19,500,000.

Peristiwa Penting Lainnya

Pada tanggal 22 Desember 2021, Perseroan mendapat persetujuan dari pemegang saham sehubungan dengan rencana Perseroan untuk melakukan penambahan modal Perseroan tanpa hak memesan efek terlebih dahulu sebanyak-banyaknya 10% dari modal ditempatkan dan disetor Perseroan melalui penerbitan saham baru. Penambahan modal ini belum dilakukan hingga 31 Desember 2022. Perseroan masih menjajaki kemungkinan untuk mengundang investor strategis untuk berinvestasi dalam penambahan modal Perseroan. Penambahan modal akan dilakukan sekaligus maupun secara bertahap dalam waktu paling lambat 2 tahun terhitung sejak penyelenggaraan RUPS yang menyetujui penambahan modal ini, yaitu sampai dengan 21 Desember 2023.

Other Important Events

On December 22, 2021, the Company obtained approval from the shareholders regarding the Company's plan to conduct Company's capital increase without pre-emptive rights to a maximum of 10% of the issued and paid-up capital of the Company through the issuance of new shares. The capital increase had not been carried out until December 31, 2022. The Company is still exploring the possibility of inviting strategic investors to invest in the Company's capital increase. The capital increase will be carried out all at once or gradually within a period of no later than 2 years from the date of the GMS which approved this capital increase, which is until December 21, 2023.

Pada tanggal 9 November 2022, Perseroan, Duchess Avenue Pte. Ltd., dan GEAR menandatangani kesepakatan pelaksanaan sehubungan dengan rencana restrukturisasi entitas anak Perseroan melalui rencana distribusi saham GEMS (dari GEAR kepada Perseroan) dan rencana pengalihan saham GEAR (dari Perseroan kepada Duchess Avenue Pte. Ltd.). Hingga tanggal 31 Desember 2022, rencana restrukturisasi entitas anak Perseroan ini belum dilaksanakan dan rencananya akan diajukan kepada Rapat Umum Pemegang Saham Independen Perseroan yang akan diumumkan kemudian.

On November 9, 2022, the Company, Duchess Avenue Pte. Ltd., and GEAR signed an implementation agreement in relation to the plan to restructure the Company's subsidiaries through the GEMS share distribution plan (from GEAR to the Company) and the GEAR share transfer plan (from the Company to Duchess Avenue Pte. Ltd.). As of December 31, 2022, the plan for the restructuring of the Company's subsidiaries had not been implemented and is planned to be submitted to the Company's General Meeting of Independent Shareholders which will be announced later.

Informasi mengenai Transaksi Afiliasi/ Berelasi dan Transaksi Benturan Kepentingan

Perseroan senantiasa berupaya melaksanakan transaksi afiliasi dan/atau berelasi, termasuk untuk transaksi yang merupakan kegiatan usaha yang dijalankan dalam rangka menghasilkan pendapatan usaha dan dijalankan secara rutin, berulang, dan/atau berkelanjutan, dengan berlandaskan pada prinsip-prinsip bisnis yang wajar. Transaksi-transaksi ini dilakukan setelah melalui prosedur permintaan dan/atau pengadaan barang dan/atau jasa. [GRI 2-15-a]

Informasi mengenai transaksi afiliasi sebagaimana dimaksud dalam POJK 42/2020 yang dilakukan oleh Perseroan sepanjang tahun 2022 telah dipublikasikan pada laman BEI. Informasi transaksi afiliasi yang dimaksud meliputi, antara lain, peningkatan modal, restrukturisasi entitas anak, dan pemberian fasilitas pinjaman di dalam grup Perseroan.

Informasi mengenai transaksi dengan pihak berelasi dapat dilihat pada Laporan Keuangan Konsolidasian Perseroan tahun buku 2022. [GRI 2-15-b]

Transaksi Afiliasi/Berelasi

Pada tanggal 20 Mei 2022, Perseroan, PT DSSE Energi Mas Utama, dan PT Smart Telecom (entitas anak PT Smartfren Telecom Tbk) menandatangani Perjanjian Imbalan Penjaminan sehubungan dengan imbalan penjaminan senilai Rp1.000.000.000 per tahun yang diterima oleh Perseroan dan PT DSSE Energi Mas Utama dari PT Smart Telecom. Imbalan penjaminan ini diterima oleh Perseroan dan PT DSSE Energi Mas Utama atas penjaminan saham yang dimiliki oleh Perseroan dan PT DSSE Energi Mas Utama dalam PT Smartfren Telecom Tbk kepada China Development Bank, yang dilakukan sebagai tambahan jaminan sehubungan dengan permohonan tambahan fasilitas PT Smart Telecom kepada China Development Bank. Transaksi ini merupakan transaksi afiliasi sebagaimana dimaksud dalam POJK 42/2020, karena Perseroan, PT DSSE Energi Mas Utama, dan PT Smart Telecom dikendalikan, baik secara langsung maupun tidak langsung, oleh keluarga Widjaja. Informasi sehubungan dengan transaksi ini telah diumumkan dalam keterbukaan informasi Perseroan pada tanggal 24 Mei 2022.

Pada tanggal 29 Juli 2022, Dalligent Solutions Pte. Ltd., PT SF Digital Terdepan (entitas anak PT Smartfren Telecom Tbk), Golden Multimedia Holdings Pte. Ltd., dan Gensonic Holdings Pte. Ltd. menandatangani *Share Subscription Agreement* sehubungan dengan penerbitan sebanyak 4.759.150 lembar saham baru dalam Dalligent Solutions Pte. Ltd. yang diambil bagian seluruhnya oleh PT SF Digital Terdepan dengan nilai penyertaan sebesar USD 5.000.000. Informasi sehubungan dengan transaksi ini telah diumumkan dalam keterbukaan informasi Perseroan pada tanggal 2 Agustus 2022.

Information on Affiliated/Related Party Transactions and Conflict-of-Interest Transactions

The Company seeks to carry out affiliated and/or related party transactions, including transactions that are business activities carried out in order to generate revenues and carried out routinely, repeatedly, and/or continuously, by complying with fair business principles (arm's length basis). These transactions are carried out after going through the requesting and/or procuring goods and/or services procedures. [GRI 2-15-a]

Information regarding affiliated transactions as referred to in the POJK 42/2020 conducted by the Company has been published on the IDX website. The information on affiliated transactions includes, among others, capital increases, restructuring of subsidiaries, and loan facilities within the Company's group.

Information regarding transactions with related parties can be seen in the Company's Consolidated Financial Statements for the 2022 financial year. [GRI 2-15-b]

Affiliated/Related Party Transactions

On May 20, 2022, the Company, PT DSSE Energi Mas Utama, and PT Smart Telecom (a subsidiary of PT Smartfren Telecom Tbk) signed a Guarantee Fee Agreement in connection with a guarantee fee amounting to Rp1,000,000,000 per year which shall be received by the Company and PT DSSE Energi Mas Utama from PT Smart Telecom. This guarantee fee shall be received by the Company and PT DSSE Energi Mas Utama for the provision of their shares in PT Smartfren Telecom Tbk as a guarantee to China Development Bank, which was provided as additional guarantee in connection with the application for additional facilities requested by PT Smart Telecom to China Development Bank. This transaction is an affiliated transaction as referred to in POJK 42/2020, since the Company, PT DSSE Energi Mas Utama, and PT Smart Telecom are all controlled, either directly or indirectly, by the Widjaja family. Information regarding this transaction has been disclosed in the Company's information disclosure dated May 24, 2022.

On July 29, 2022, Dalligent Solutions Pte. Ltd., PT SF Digital Terdepan (a subsidiary of PT Smartfren Telecom Tbk), Golden Multimedia Holdings Pte. Ltd., dan Gensonic Holdings Pte. Ltd. signed a Share Subscription Agreement in connection with the issuance of 4,759,150 new shares in Dalligent Solutions Pte. Ltd. all of which are subscribed by PT SF Digital Terdepan with subscription price amounted to USD 5,000,000. Information regarding this transaction has been disclosed in the Company's information disclosure dated August 2, 2022.

Transaksi Benturan Kepentingan
Pada tahun 2022, Perseroan tidak melakukan transaksi yang mengandung benturan kepentingan sebagaimana dimaksud dalam POJK 42/2020.

Informasi mengenai Transaksi Material

Pada tanggal 3 Mei 2022, Stanmore melalui Stanmore SMC Holdings Pty. Ltd. melakukan penyelesaian rencana transaksi pengambilalihan seluruh saham Dampier Coal (Queensland) Pty. Ltd. Persetujuan pemegang saham terkait transaksi pengambilalihan tersebut telah diperoleh melalui RUPSLB Perseroan yang diselenggarakan pada tanggal 23 Februari 2022. Selanjutnya, dengan penyelesaian transaksi pengambilalihan 20% saham Stanmore SMC Pty. Ltd. pada tanggal 7 Oktober 2022, Stanmore melalui Dampier Coal (Queensland) Pty. Ltd. memiliki 100% saham Stanmore SMC Pty. Ltd. Informasi sehubungan dengan transaksi ini telah diumumkan dalam keterbukaan informasi Perseroan pada tanggal 7 Oktober 2022.

Conflict-of-Interest Transactions
In 2022, the Company did not carry out any transaction with conflict of interests as referred to in the POJK 42/2020.

Information on Material Transactions

On May 3, 2022, Stanmore through Stanmore SMC Holdings Pty. Ltd. had completed the proposed acquisition of all shares of Dampier Coal (Queensland) Pty. Ltd. Shareholder approval regarding the acquisition has been obtained through the Company's EGM which was held on February 23, 2022. Furthermore, with the completion of the acquisition of 20% shares in Stanmore SMC Pty. Ltd. on October 7, 2022, Stanmore through Dampier Coal (Queensland) Pty. Ltd. has owned 100% shares in Stanmore SMC Pty. Ltd. Information regarding this transaction has been disclosed in the Company's information disclosure dated October 7, 2022.

Perubahan Peraturan yang Berpengaruh Signifikan terhadap Perseroan

Regulatory Changes with Significant Impact on the Company

Peraturan Regulation	**Uraian** Description
Undang-Undang No. 7 Tahun 2021 tentang Harmonisasi Peraturan Perpajakan Law No. 7 of 2021 on Harmonization of Tax Regulations	Undang-undang ini diundangkan dan ditetapkan pada tanggal 29 Oktober 2021. Undang-undang ini, antara lain, menentukan pengeluaran yang boleh dan tidak boleh dibebankan sebagai biaya dan mengatur perubahan tarif pajak pertambahan nilai dari 10% menjadi 11% sejak tanggal 1 April 2022 dan 12% mulai 1 Januari 2025, serta perubahan tarif pajak penghasilan badan sebesar 22% untuk tahun pajak 2022 dan seterusnya. Dengan harmonisasi peraturan perpajakan ini, kewajiban pembayaran pajak perusahaan dan masyarakat kepada pemerintah meningkat. Peningkatan kontribusi pajak ini diharapkan dapat mendorong pemulihan ekonomi nasional pasca pandemi Covid-19. This law was ratified on October 29, 2021. This law, among others, determines the expenses that may or may not be charged as fee, and governs the increase in value-added tax rate from 10% to 11% from April 1, 2022, and to 12% by January 1, 2025, as well as changes in the corporate income tax rate to 22% starting from tax year 2022 onwards. With the harmonization of tax regulations, corporate and public obligations of tax payment to the government increase. This increase in tax contribution is expected to encourage national economic recovery post Covid-19 pandemic.
Keputusan Menteri ESDM No. 13.K/HK.021/MEM.B/2022 tentang Pedoman Pengenaan Sanksi Administratif, Pelarangan Penjualan Batu Bara ke Luar Negeri, dan Pengenaan Denda serta Dana Kompensasi Pemenuhan Kebutuhan Batu Bara Dalam Negeri Decree of the Minister of ESDM No. 13.K/HK.021/MEM.B/2022 on Guidelines for Imposition of Administrative Sanction, Prohibition of Coal Exports, and Imposition of Fines and Compensation Fund for Fulfilling Domestic Market Obligation	Peraturan ini ditetapkan pada tanggal 19 Januari 2022. Peraturan ini mengatur mengenai pengenaan sanksi administratif, pelarangan penjualan batu bara ke luar negeri, dan pengenaan kewajiban pembayaran denda dan dana kompensansi, sehubungan dengan kewajiban pemenuhan persentase penjualan batu bara untuk kebutuhan dalam negeri (DMO). Dengan peraturan ini, pemerintah menegaskan sanksi dan besaran denda dan dana kompensasi yang akan dibebankan kepada pelaku usaha apabila tidak memenuhi kewajiban pemenuhan DMO. This decree was ratified on January 19, 2022. This decree governs the imposition of administrative sanction, prohibition of coal exports, and imposition of obligations to pay fines and compensation funds, in connection with the obligation to fulfill the percentage of domestic market obligation (DMO). With this decree, the government emphasizes the sanctions and the amount of fines and compensation funds that will be charged to business actors who failed to fulfill the DMO.

Peraturan Regulation	Uraian Description
Keputusan Menteri ESDM No. 58.K/HK.02/MEM.B/2022 tentang Harga Jual Batu Bara untuk Pemenuhan Kebutuhan Bahan Baku/Bahan Bakar Industri di Dalam Negeri Decree of the Minister of ESDM No. 58.K/HK.02/MEM.B/2022 on the Selling Price of Coal to Fulfill Domestic Demand for Industrial Raw Materials/Fuels	Peraturan ini ditetapkan pada tanggal 23 Maret 2022. Peraturan ini menetapkan harga jual batu bara untuk pemenuhan kebutuhan bahan baku/bahan bakar industri di dalam negeri yaitu sebesar USD 90 per metrik ton *Free on Board* (FOB) *Vessel*, dengan didasarkan pada spesifikasi acuan kalori 6.322 kcal/kg, *total moisture* 8%, total *sulphur* 0,8%, dan *ash* 15%. Dengan peraturan ini, harga jual batu bara untuk penjualan batu bara dengan pengguna akhir batu bara dalam negeri untuk pemenuhan kebutuhan bahan baku/bahan bakar industri di dalam negeri wajib disesuaikan dengan ketentuan yang terdapat dalam peraturan ini. This decree was ratified on March 23, 2022. This decree sets coal selling price for the fulfillment of domestic demand for industrial raw materials/fuels to USD 90 per metric ton Free on Board (FOB) Vessel, based on the reference specification of 6,322 kcal/kg calories, 8% of total moisture, 0.8% of total sulphur, and 15% of ash. With this decree, coal selling price for sales to domestic end users to fulfill the domestic demand for industrial raw materials/fuels must be adjusted to the provisions stipulated in this decree.
Peraturan Pemerintah No. 15 Tahun 2022 tentang Perlakuan Perpajakan dan/atau Penerimaan Negara Bukan Pajak di Bidang Usaha Pertambangan Batu Bara Government Regulation No. 15 of 2022 on Treatment of Taxes and/or Non-Tax State Revenues in the Coal Mining Business Sector	Peraturan ini diundangkan dan ditetapkan pada tanggal 11 April 2022. Peraturan ini mengatur penyesuaian tarif royalti batu bara bagi pemegang Izin Usaha Pertambangan Khusus (IUPK), sebagai konsekuensi perubahan status batu bara dari semula barang bukan kena pajak menjadi barang kena pajak yang berlaku efektif per 1 Januari 2022 untuk setiap IUPK yang diterbitkan sebelum tahun 2022 dan berlaku efektif per 1 Januari 2023 untuk semua IUPK yang diterbitkan tahun 2022 dan tahun-tahun berikutnya. Dengan peraturan ini, masa depan industri pertambangan batu bara menjadi semakin menantang karena kewajiban pebayaran royalti dari perusahaan batu bara ke negara akan bertambah. Peningkatan kontribusi pajak ini diharapkan dapat mendorong pemulihan ekonomi nasional paska pandemi Covid-19. Oleh karena itu, perusahaan batu bara harus dapat melakukan terobosan inovasi untuk meningkatkan efisiensi operasional. This regulation was ratified on April 11, 2022. This regulation governs the adjustment of coal royalty rates for holders of Special Mining Business Permits (IUPK), as an effect of changing the coal status from non-taxable goods to taxable goods which were effective since January 1, 2022, for IUPK issued before 2022 and since January 1, 2023, for IUPK issued in 2022 onwards. With this regulation, the future of the coal mining industry will become even more challenging because the obligation to pay royalties from coal companies to the state will increase. The increase in tax contribution is expected to encourage national economic recovery after the Covid-19 pandemic. Therefore, coal companies must be able to make breakthrough innovations to improve operational efficiency.
Peraturan Presiden No. 55 Tahun 2022 tentang Pendelegasian Pemberian Perizinan Berusaha di Bidang Pertambangan Mineral dan Batubara Presidential Regulation No. 55 of 2022 on the Delegation of Granting Business Licensing in the Field of Mineral and Coal Mining	Peraturan ini diundangkan dan ditetapkan pada tanggal 11 April 2022 dan berlaku secara efektif sejak tanggal diundangkan. Peraturan ini antara lain mengatur lingkup kewenangan yang didelegasikan kepada pemerintah daerah untuk memberikan perizinan berusaha dan sertifikat standar serta melakukan pembinaan dan pengawasan pelaksanaan izin berusaha dari para pelaku usaha pertambangan mineral dan batu bara. Dengan peraturan ini, perizinan, pembinaan, dan pengawasan usaha pertambangan mineral dan batu bara dilakukan oleh pemerintah daerah. This regulation was ratified on April 11, 2022, and has been effective since the date of ratification. This regulation, among others, governs the scope of authority delegated to regional governments to issue business permits and standard certificates as well as to provide guidance and supervision on the implementation of business permits for mineral and coal mining business actors. With this regulation, permits, guidance, and supervision of mineral and coal mining businesses are carried out by the local government.
Keputusan Menteri ESDM No. 78.K/MB.01/MEM.B/2022 tentang Pedoman Pelaksanaan Evaluasi Perizinan serta Pencatatan Perubahan Pemegang Saham, Direksi, dan/atau Komisaris atas Izin Usaha Pertambangan yang Diterbitkan oleh Gubernur atau Bupati/Walikota sebelum berlakunya Undang-Undang No. 3 Tahun 2020 Decree of the Minister of ESDM No. 78.K/MB.01/MEM.B/2022 on Guidelines for Implementing Licensing Evaluation and Recording of Changes in Shareholders, Board of Directors and/or Commissioners on Mining Business Permits Issued by the Governor or Regent/Mayor prior to the enactment of Law No. 3 of 2020	Peraturan ini ditetapkan pada tanggal 14 April 2022. Peraturan ini menetapkan pedoman pelaksanaan evaluasi Izin Usaha Pertambangan (IUP) yang ditetapkan oleh gubernur atau bupati/walikota sebelum berlakunya Undang-Undang No. 3 Tahun 2020, serta pencatatan perubahan pemegang saham, direksi, dan/atau dewan komisaris. Dengan peraturan ini, pemegang IUP memiliki pedoman yang komprehensif mengenai tata cara evaluasi permohonan peningkatan tahap kegiatan eksplorasi; tata cara evaluasi permohonan perpanjangan tahap kegiatan operasi produksi dan persyaratan administratif, teknis, lingkungan, dan finansial; serta tata cara pencatatan pemegang saham, direksi, dan atau dewan komisaris. This decree was ratified on April 14, 2022. This decree stipulates the guidelines for the evaluation of Mining Business Permits (IUP) issued by governors or regents/mayors prior to the enactment of Law No. 3 of 2020, as well as for recording changes in shareholders, board of directors, and/or board of commissioners. With this decree, holders of IUP have comprehensive guidelines regarding the evaluation procedures of application for an increase in the exploration stage; evaluation procedures of application for an extension in the production operation stage and administrative, technical, environmental, and financial requirements; as well as procedures for recording changes in shareholders, board of directors, and/or board of commissioners.
Peraturan Pemerintah No. 26 Tahun 2022 tentang Jenis dan Tarif atas Jenis Penerimaan Negara Bukan Pajak yang Berlaku pada Kementerian Energi dan Sumber Daya Manusia Government Regulation No. 26 of 2022 on Types and Tariffs of Non-Tax State Revenues Applicable to the Ministry of Energy and Mineral Resources	Peraturan ini diundangkan dan ditetapkan pada tanggal 15 Agustus 2022 dan berlaku sejak tanggal 14 September 2022. Peraturan ini mengatur perubahan tarif royalti batu bara dari 3% menjadi 6% bagi pemegang izin non-IUP dan IUPK dengan harga batu bara acuan (HBA) USD 70-90 per ton yang berlaku efektif sejak 1 September 2022. Dengan peraturan ini, tarif royalti batu bara dikenakan secara progresif sesuai dengan HBA. This regulation was ratified on August 15, 2022, and has come into effect since September 14, 2022. This regulation governs the adjustment of the coal royalti rates from 3% to 6% for the holders of non-IUP and IUPK permits with coal price reference (HBA) of USD 70-90 per ton, effective from September 1, 2022. With this regulation, coal royalty rates are imposed progressively in accordance with the HBA.

Peraturan Regulation	Uraian Description
Peraturan Presiden No. 112 Tahun 2022 tentang Percepatan Pengembangan Energi Terbarukan untuk Penyediaan Listrik Presidential Regulation No. 112 of 2022 on the Acceleration of Renewable Energy Development for Power Supply	Peraturan ini diundangkan dan ditetapkan pada tanggal 13 September 2022, dalam rangka mendukung transisi energi di sektor ketenagalistrikan. Peraturan ini melarang pembangunan PLTU baru, kecuali untuk PLTU yang sudah ada di dalam RUPTL sebelum berlakunya peraturan ini, PLTU yang sudah terintegrasi dan akan memberikan nilai tambah terhadap sumber daya alam, dan PLTU yang mempunyai rencana pengurangan CO2 sebesar 35% dalam kurun waktu 10 (sepuluh) tahun ke depan. Peraturan ini tidak memiliki dampak pada kegiatan usaha penyediaan tenaga listrik Perseroan yang telah ada saat ini. Namun demikian, Perseroan mendukung rencana mencapai netralitas karbon selambatnya pada tahun 2060 dan berkomitmen untuk melakukan transisi energi ke EBT. This regulation was ratified on September 13, 2022, in order to support energy transition in the power generation sector. This regulation prohibits the construction of additional PLTUs, except for PLTUs that were already in the RUPTL prior to the ratification of this regulation, PLTUs that have been integrated and will provide added value to natural resources, and PLTUs that have a CO2 reduction plan of 35% within 10 (ten) years forward. This regulation has no impact on the Company's current power generation business. However, the Company supports the plan to achieve carbon neutrality by 2060 and is committed to transitioning into renewable energy.

Tinjauan Keuangan
Financial Review

Standar Penyajian Informasi

Pembahasan dalam tinjauan keuangan ini dibuat berdasarkan informasi yang diperoleh dari Laporan Keuangan Konsolidasian Perseroan dan entitas anak (Grup) untuk periode yang berakhir pada tanggal-tanggal 31 Desember 2022 dan 2021 yang telah diaudit oleh KAP Mirawati Sensi Idris dan diterbitkan opini wajar tanpa pengecualian.

Penyajian informasi dalam laporan keuangan tersebut telah memenuhi Standar Akuntansi Keuangan di Indonesia.

Tidak ada penyajian ulang laporan keuangan konsolidasian di tahun 2020, 2021, dan 2022. [GRI 2-4]

Information Presentation Standard

The discussion in this financial review is based on the information from the Consolidated Financial Statements of the Company and its subsidiaries (the Group) for periods ended on December 31, 2022 and 2021, which were audited by KAP Mirawati Sensi Idris and issued with an unqualified opinion.

The presentation of information in the financial statements has been in compliance with Financial Accounting Standards in Indonesia.

There is no restatement of consolidated financial statements in 2020, 2021, and, 2022. [GRI 2-4]

Kebijakan Akuntansi dan Perubahannya [GRI 2-2-c]

Laporan keuangan konsolidasian meliputi laporan keuangan Perseroan dan entitas-entitas (termasuk entitas terstruktur) yang dikendalikan oleh Perseroan. Pengendalian diperoleh apabila Grup memiliki seluruh hal berikut ini:

- kekuasaan atas *investee*
- eksposur atau hak atas imbal hasil variabel dari keterlibatannya dengan *investee*, dan
- kemampuan untuk menggunakan kekuasaannya atas investee untuk mempengaruhi jumlah imbal hasil Grup

Pengkonsolidasian entitas anak dimulai pada saat Grup memperoleh pengendalian atas entitas anak dan berakhir pada saat Grup kehilangan pengendalian atas entitas anak. Secara khusus, penghasilan dan beban entitas anak yang diakuisisi atau dilepaskan selama periode berjalan termasuk dalam laporan laba rugi dan penghasilan komprehensif lain konsolidasian sejak tanggal Grup memperoleh pengendalian sampai dengan tanggal Grup kehilangan pengendalian atas entitas anak.

Seluruh aset dan liabilitas, ekuitas, penghasilan, beban dan arus kas dalam intra kelompok usaha terkait dengan transaksi antar entitas dalam Grup dieliminasi secara penuh dalam laporan keuangan konsolidasian.

Accounting Policy and Its Changes [GRI 2-2-c]

The consolidated financial statements incorporate the financial statements of the Company and entities (including structured entities) controlled by the Company. Control is achieved when the Group has all the followings:

- power over the investee
- exposure or rights, to variable returns from its involvement with the investee, and
- ability to use its power to affect its returns

Consolidation of a subsidiary begins when the Group obtains control over the subsidiary and ceases when the Group loses control of the subsidiary. Specifically, income and expenses of a subsidiary acquired or disposed of during the period are included in the consolidated statement of profit or loss and other comprehensive income from the date the Group gains control until the date when the Group ceases to control the subsidiary.

All intragroup assets and liabilities, equity, income, expenses and cash flows relating to transactions between members of the Group are eliminated in full on consolidated financial statements.

Laba rugi dan setiap komponen penghasilan komprehensif lain diatribusikan kepada pemilik Perseroan dan kepentingan nonpengendali (KNP) meskipun hal tersebut mengakibatkan KNP memiliki saldo defisit.

Profit or loss and each component of other comprehensive income are attributed to the owners of the Company and to the non-controlling interest (NCI) even if this results in the NCI having a deficit balance.

KNP disajikan dalam laporan laba rugi dan penghasilan komprehensif lain konsolidasian dan dalam ekuitas pada laporan posisi keuangan konsolidasian, terpisah dari bagian yang dapat diatribusikan kepada pemilik Perseroan.

NCI is presented in the consolidated statement of profit or loss and other comprehensive income and under the equity section of the consolidated statement of financial position, separately from the corresponding portion attributable to owners of the Company.

Transaksi dengan KNP yang tidak mengakibatkan hilangnya pengendalian dicatat sebagai transaksi ekuitas. Selisih antara nilai wajar imbalan yang dialihkan dengan bagian relatif atas nilai tercatat aset bersih entitas anak yang diakuisisi dicatat di ekuitas. Keuntungan atau kerugian dari pelepasan kepada KNP juga dicatat di ekuitas.

Transactions with NCI that do not result in loss of control are accounted for as equity transactions. The difference between the fair value of any consideration paid and the relevant share acquired of the carrying value of net assets of the subsidiary is recorded in equity. Gains or losses on disposals to NCI are also recorded in equity.

Kombinasi bisnis, kecuali kombinasi bisnis entitas sepengendali, dicatat dengan menggunakan metode akuisisi. Biaya perolehan dari sebuah akuisisi diukur pada nilai agregat imbalan yang dialihkan, diukur pada nilai wajar pada tanggal akuisisi dan jumlah setiap KNP pada pihak yang diakuisisi. Untuk setiap kombinasi bisnis, pihak pengakuisisi mengukur KNP pada entitas yang diakuisisi pada nilai wajar atau sebesar proporsi kepemilikan KNP atas aset neto yang teridentifikasi dari entitas yang diakuisisi. Biaya-biaya akuisisi yang timbul dibebankan langsung dan disajikan sebagai "Beban Lain-Lain".

Business combinations, except business combinations among entities under common control, are accounted for using the acquisition method. The cost of an acquisition is measured as the aggregate of the consideration transferred, measured at the acquisition date fair value and the amount of any NCI in the acquiree. For each business combination, the acquirer measures the NCI in the acquiree either at fair value or at the proportionate share of the acquiree's identifiable net assets. Acquisition related costs incurred are directly expensed and included in "Other Expenses".

Ketika melakukan akuisisi atas sebuah bisnis, Grup mengklasifikasikan dan menentukan aset keuangan yang diperoleh dan liabilitas keuangan yang diambil alih berdasarkan pada persyaratan kontraktual, kondisi ekonomi dan kondisi terkait lain yang ada pada tanggal akuisisi. Grup dapat memilih untuk menerapkan 'pengujian konsentrasi nilai wajar' yang mengijinkan penilaian yang disederhanakan apakah rangkaian aktivitas dan aset yang diakuisisi bukan merupakan suatu bisnis. Pengujian konsentrasi dapat diterapkan secara terpisah untuk setiap transaksi. Pengujian konsentrasi opsional terpenuhi jika secara substansial seluruh nilai wajar aset bruto yang diakuisisi terkonsentrasi dalam aset teridentifikasi tunggal atau kelompok aset teridentifikasi serupa. Jika pengujian terpenuhi, rangkaian aktivitas dan aset ditentukan bukan merupakan suatu bisnis dan tidak diperlukan penilaian lanjutan. Jika pengujian tidak terpenuhi atau jika Grup memilih untuk tidak menerapkan pengujian tersebut, penilaian yang detail harus dilakukan sesuai dengan persyaratan normal dalam PSAK No. 22 mengenai "Kombinasi Bisnis".

When the Group acquires a business, it assesses the financial assets acquired and liabilities assumed for appropriate classification and designation in accordance with the contractual terms, economic circumstances and pertinent conditions as of the acquisition date. The Group has an option to apply a 'fair value concentration test' that permits a simplified assessment of whether an acquired set of activities and assets is not a business. The concentration test can be applied on a transaction-by-transaction basis. The optional concentration test is met if substantially all of the fair value of the gross assets acquired is concentrated in a single identifiable asset or group of similar identifiable assets. If the test is met, the set of activities and assets is determined not to be a business and no further assessment is needed. If the test is not met, or if the Group elects not to apply the test, a detailed assessment must be performed by applying the normal requirements in PSAK No. 22 regarding "Business Combination".

Jika kombinasi bisnis dilakukan secara bertahap, pada tanggal akuisisi pihak pengakuisisi mengukur kembali nilai wajar kepentingan ekuitas yang dimiliki sebelumnya pada pihak yang diakuisisi dan mengakui keuntungan atau kerugian yang dihasilkan dalam laba rugi.

If the business combination is achieved in stages, the acquisition date fair value of the acquirer's previously held equity interest in the acquiree is remeasured to fair value at the acquisition date through profit or loss.

Pada tanggal akuisisi, *goodwill* awalnya diukur pada harga perolehan yang merupakan selisih lebih nilai agregat dari imbalan yang dialihkan dan jumlah yang diakui untuk KNP atas aset bersih teridentifikasi yang diperoleh dan liabilitas yang diambil alih. Jika nilai agregat tersebut lebih kecil dari nilai wajar aset bersih entitas anak yang diakuisisi, selisih tersebut diakui dalam laba rugi.

At the acquisition date, goodwill is initially measured at cost being the excess of the aggregate of the consideration transferred and the amount recognized for NCI over the net identifiable assets acquired and liabilities assumed. If this consideration is lower than the fair value of the net assets of the subsidiary acquired, the difference is recognized in profit or loss.

Setelah pengakuan awal, *goodwill* diukur pada jumlah tercatat dikurangi akumulasi kerugian penurunan nilai. Untuk tujuan uji

After initial recognition, goodwill is measured at cost less any accumulated impairment losses. For the purpose of impairment

penurunan nilai, *goodwill* yang diperoleh dari suatu kombinasi bisnis, sejak tanggal akuisisi, dialokasikan kepada setiap Unit Penghasil Kas ("UPK") dari Perseroan dan/atau entitas anak yang diharapkan akan menerima manfaat dari sinergi kombinasi tersebut, terlepas dari apakah aset atau liabilitas lain dari pihak yang diakuisisi dialokasikan ke UPK tersebut.

Jika *goodwill* telah dialokasikan pada suatu UPK dan operasi tertentu atas UPK tersebut dihentikan, maka *goodwill* yang diasosiasikan dengan operasi yang dihentikan tersebut termasuk dalam jumlah tercatat operasi tersebut ketika menentukan keuntungan atau kerugian dari pelepasan. *Goodwill* yang dilepaskan tersebut diukur berdasarkan nilai relatif operasi yang dihentikan dan porsi UPK yang ditahan.

Imbalan kontinjensi yang dialihkan oleh pihak pengakuisisi diakui sebesar nilai wajar pada tanggal akuisisi. Perubahan nilai wajar atas imbalan kontinjensi setelah tanggal akuisisi yang diklasifikasikan sebagai aset atau liabilitas, akan diakui dalam laba rugi atau penghasilan komprehensif lain sesuai dengan PSAK No. 55 mengenai "Instrumen Keuangan". Jika diklasifikasikan sebagai ekuitas, imbalan kontinjensi tidak diukur kembali dan penyelesaian selanjutnya diperhitungkan dalam ekuitas.

Jika proses akuntansi awal untuk kombinasi bisnis belum selesai pada akhir periode pelaporan saat kombinasi terjadi, maka Grup melaporkan jumlah sementara untuk pos-pos yang proses akuntansinya belum selesai. Jumlah-jumlah sementara tersebut disesuaikan selama periode pengukuran, atau aset atau liabilitas tambahan diakui, untuk mencerminkan informasi baru yang diperoleh tentang fakta dan keadaan yang ada pada tanggal akuisisi yang jika diketahui, akan berdampak pada pengukuran jumlah-jumlah yang diakui pada tanggal tersebut.

Penerapan standar akuntansi keuangan revisi berikut, yang berlaku efektif 1 Januari 2022 dan relevan bagi Grup, namun tidak menyebabkan perubahan signifikan atas kebijakan akuntansi Grup dan tidak berdampak material terhadap jumlah-jumlah yang dilaporkan dalam laporan keuangan konsolidasian:

1. Amendemen PSAK No. 22: Kombinasi Bisnis tentang Referensi ke Kerangka Konseptual
2. Amendemen PSAK No. 57: Provisi, Liabilitas Kontijensi, dan Aset Kontijensi tentang Kontrak yang Memberatkan - Biaya Pemenuhan Kontrak
3. Amandemen PSAK No. 71: Instrumen Keuangan
4. Penyesuaian Tahunan PSAK No. 73: Sewa

Informasi mengenai kebijakan akuntansi dan perubahannya dapat dilihat di Laporan Keuangan Konsolidasian bagian No. 2 mengenai "Ikhtisar Kebijakan Akuntansi dan Pelaporan Keuangan Penting" dan No. 41 mengenai "Standar Akuntansi Keuangan Baru".

testing, goodwill acquired in a business combination is, from the acquisition date, allocated to each of the Company and/or its subsidiaries' Cash-Generating Units ("CGU") that are expected to benefit from the combination, irrespective of whether other assets or liabilities of the acquiree are assigned to those CGUs.

Where goodwill forms part of a CGU and part of the operation within that CGU is disposed of, the goodwill associated with the operation disposed of is included in the carrying amount of the operation when determining the gain or loss on disposal of the operation. Goodwill disposed of in this circumstance is measured based on the relative values of the operation disposed of and the portion of the CGU retained.

Any contingent consideration to be transferred by the acquirer will be recognized at fair value at the acquisition date. Subsequent changes to the fair value of the contingent consideration which is deemed to be an asset or liability will be recognized in accordance with PSAK No. 55 regarding "Financial Instruments". If the contingent consideration is classified as equity, it should not be measured until it is finally settled within equity.

If the initial accounting for a business combination is incomplete by the end of the reporting period in which the combination occurs, the Group reports provisional amounts for the items for which the accounting is incomplete. Those provisional amounts are adjusted during the measurement period, or additional assets or liabilities are recognized, to reflect new information obtained about facts and circumstances that existed at the acquisition date that, if known, would have affected the amounts recognized at that date.

The application of the following revised financial accounting standards, which are effective from January 1, 2022 and relevant for the Group, did not result in substantial changes to the Group's accounting policies and had no material impact on the amounts reported in the current or prior year's consolidated financial statements:

1. Amendment of PSAK No. 22: Business Combinations regarding Reference to Conceptual Framework
2. Amendment to PSAK No. 57: Provisions, Contingent Liabilities, and Contingent Assets Related to Onerous Contracts - Cost of Fulfilling the Contract
3. Amendment of PSAK No. 71: Financial Instruments
4. Annual Improvement of PSAK No. 73: Lease

The information regarding accounting policy and its changes can be seen in the Consolidated Financial Statement in section No. 2 regarding "Summary of Significant Accounting and Financial Reporting Policies" and No. 41 regarding "New Financial Accounting Standards".

Posisi Keuangan

Aset

Dalam juta USD, kecuali dinyatakan lain

Aset	2022	Kontribusi Contribution	2021	Kontribusi Contribution	2020	Kontribusi Contribution	Kenaikan (Penurunan) Increase (Decrease) 2022 vs 2021	Kenaikan (Penurunan) Increase (Decrease) 2021 vs 2020	Assets
Aset Lancar	2,266.9	35.2%	1,145.5	38.1%	1,124.9	38.8%	97.9%	1.8%	Current Assets
Aset Tidak Lancar	4,164.3	64.8%	1,864.6	61.9%	1,775.3	61.2%	123.3%	5.0%	Noncurrent Assets
Jumlah Aset	**6,431.2**	**100.0%**	**3,010.1**	**100.0%**	**2,900.2**	**100.0%**	**113.7%**	**3.8%**	**Total Assets**

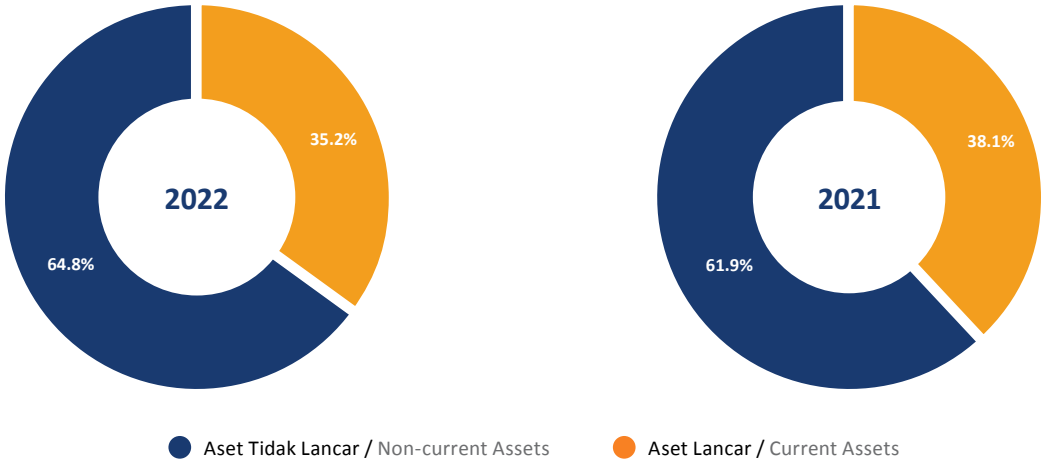

Total aset Grup pada tanggal 31 Desember 2022 adalah USD 6.431,2 juta, naik 113,7% dari USD 3.010,1 juta pada tanggal 31 Desember 2021. Aset Grup terdiri dari 35,2% aset lancar dan 64,8% aset tidak lancar.

Total aset Grup pada tanggal 31 Desember 2021 adalah USD 3.010,1 juta, naik 3,8% dari USD 2.900,2 juta pada tanggal 31 Desember 2020. Aset Grup terdiri dari 38,8% aset lancar dan 61,2% aset tidak lancar.

Aset Lancar

Dalam juta USD, kecuali dinyatakan lain

Aset Lancar	2022	Kontribusi Contribution	2021	Kontribusi Contribution	2020	Kontribusi Contribution	Kenaikan (Penurunan) Increase (Decrease) 2022 vs 2021	Kenaikan (Penurunan) Increase (Decrease) 2021 vs 2020	CURRENT ASSETS
Kas dan setara kas	1,084.7	47.8%	521.4	45.5%	611.0	54.3%	108.0%	(14.7%)	Cash and cash equivalents
Investasi jangka pendek	41.1	1.8%	90.7	7.9%	75.6	6.7%	(54.7%)	20.0%	Short-term investments
Piutang usaha	532.6	23.5%	254.9	22.3%	170.9	15.2%	108.9%	49.2%	Trade accounts receivable
Piutang lain-lain	64.5	2.8%	64.5	5.6%	64.0	5.7%	0.0%	0.8%	Other receivables

Financial Position

Aset

In million USD, unless otherwise stated

The Group's total assets as of December 31, 2022, amounted to USD 6,431.2 million, increasing by 113.7% from USD 3,010.1 million as of December 31, 2021. The Group's assets consisted of 35.2% current assets and 64.8% non-current assets.

The Group's total assets as of December 31, 2021, amounted to USD 3,010.1 million, increasing by 3.8% from USD 2,900.2 million as of December 31, 2020. The Group's assets consisted of 38.8% current assets and 61.2% non-current assets.

Current Assets

In million USD, unless otherwise stated

Aset Lancar	2022	Kontribusi Contribution	2021	Kontribusi Contribution	2020	Kontribusi Contribution	Kenaikan (Penurunan) Increase (Decrease) 2022 vs 2021	Kenaikan (Penurunan) Increase (Decrease) 2021 vs 2020	CURRENT ASSETS
Persediaan	282.5	12.5%	79.9	7.0%	89.6	8.0%	253.6%	(10.8%)	Inventories
Uang muka	58.5	2.6%	49.8	4.3%	95.1	8.5%	17.5%	(47.6%)	Advances
Pajak dibayar dimuka	92.0	4.1%	30.6	2.7%	6.3	0.6%	200.7%	385.7%	Prepaid taxes
Biaya dibayar dimuka dan aset lancar lainnya	111.0	4.9%	53.7	4.7%	12.5	1.1%	106.7%	329.6%	Prepaid expenses and other current assets
Jumlah Aset Lancar	**2,266.9**	**100.0%**	**1,145.5**	**100.0%**	**1,124.9**	**100.0%**	**97.9%**	**1.8%**	**Total Current Assets**

Pada tanggal 31 Desember 2022, Grup memiliki aset lancar sebesar USD 2.266,9 juta, naik sebesar 97,9% dari aset lancar pada tanggal 31 Desember 2021 yang sebesar USD 1.145,5 juta. Kenaikan ini disebabkan terutama karena kenaikan kas dan setara kas sebesar USD 563,3 juta, piutang usaha sebesar USD 277,7 juta, persediaan sebesar USD 202,6 juta, uang muka sebesar USD 8,7 juta, pajak dibayar di muka sebesar USD 61,4 juta, dan biaya dibayar di muka dan aset lancar lainnya sebesar USD 57,3 juta. Kenaikan tersebut dikurangi terutama oleh penurunan investasi jangka pendek sebesar USD 49,6 juta.

Pada tanggal 31 Desember 2021, Grup memiliki aset lancar sebesar USD 1.145,5 juta, naik sebesar 1,8% dari aset lancar Grup pada tanggal 31 Desember 2020 yang sebesar USD 1.124,9 juta. Kenaikan ini disebabkan terutama karena kenaikan investasi jangka pendek sebesar USD 15,1 juta, piutang usaha sebesar USD 84,0 juta, pajak dibayar di muka sebesar USD 24,3 juta, dan biaya dibayar di muka dan aset lancar lainnya sebesar USD 41,2 juta. Kenaikan tersebut dikurangiterutama oleh penurunan kas dan setara kas sebesar USD 89,6 juta, persediaan sebesar USD 9,7 juta, dan uang muka sebesar USD 45,3 juta.

As of December 31, 2022, the Group's current assets amounted to USD 2,266.9 million, increasing by 97.9% from the Company's current assets as of December 31, 2021, of USD 1,145.5 million. The increase was mainly due to the increase of the cash and cash equivalent by USD 563.3 million, trade accounts receivables by USD 277.7 million, inventories by USD 202.6 million, advances by USD 8.7 million, prepaid taxes by USD 61.4 million, and prepaid expenses and other current assets by USD 57.3 million. The increase was net-off mainly by the decrease of short-term investments by USD 49.6 million.

As of December 31, 2021, the Group's current assets amounted to USD 1,145.5 million, increasing by 1.8% from the Group's current assets as of December 31, 2020, of USD 1,124.9 million. The increase was mainly due to the increase of the short-term investments by USD 15.1 million, trade accounts receivables by USD 84.0 million, prepaid taxes by USD 24.3 million, and prepaid expenses and other current assets by USD 41.2 million. The increase was net-off mainly by the decrease of cash and cash equivalent by USD 89.6 million, inventories by USD 9.7 million, and advances by USD 45.3 million.

Kas dan Setara Kas

Dalam juta USD, kecuali dinyatakan lain

Cash and Cash Equivalent

In million USD, unless otherwise stated

Kas dan Setara Kas	2022	Kontribusi Contribution	2021	Kontribusi Contribution	2020	Kontribusi Contribution	Kenaikan (Penurunan) Increase (Decrease) 2022 vs 2021	Kenaikan (Penurunan) Increase (Decrease) 2021 vs 2020	Cash and Cash Equivalent
Kas	0.2	0.0%	0.2	0.0%	0.1	0.0%	0.0%	100.0%	Cash on hand
Bank									Bank
Rupiah	81.3	7.5%	87.3	16.8%	42.4	6.9%	(6.9%)	105.9%	Rupiah
Dolar Amerika Serikat	786.9	72.5%	286.3	54.9%	505.1	82.7%	174.9%	(43.3%)	U.S. Dollar
Yuan Cina	0.5	0.0%	1.1	0.2%	2.2	0.4%	(54.5%)	(50.0%)	China Yuan
Dolar Australia	42.0	3.9%	8.6	1.6%	0.4	0.1%	388.4%	2050.0%	Australia Dollar
Dolar Singapura	1.6	0.1%	1.1	0.2%	1.1	0.2%	45.5%	0.0%	Singapore Dollar
Jumlah Kas pada Bank	912.3	84.1%	384.4	73.7%	551.2	90.2%	137.3%	(30.3%)	Total Cash in Banks
Deposito Berjangka									Time Deposits
Rupiah	6.7	0.6%	0.1	0.0%	0.6	0.1%	6600.0%	(83.3%)	Rupiah

Kas dan Setara Kas	2022	Kontribusi Contribution	2021	Kontribusi Contribution	2020	Kontribusi Contribution	Kenaikan (Penurunan) Increase (Decrease) 2022 vs 2021	Kenaikan (Penurunan) Increase (Decrease) 2021 vs 2020	Cash and Cash Equivalent
Dolar Amerika Serikat	162.9	15.0%	127.1	24.4%	57.9	9.5%	28.2%	119.5%	U.S. Dollar
Dolar Australia	2.6	0.2%	9.6	1.8%	1.2	0.2%	(72.9%)	700.0%	Australia Dollar
Jumlah Deposito Berjangka	172.2	15.9%	136.8	26.2%	59.7	9.8%	25.9%	129.1%	Total Time Deposits
Jumlah	**1,084.7**	**100.0%**	**521.4**	**100.0%**	**611.0**	**100.0%**	**108.0%**	**(14.7%)**	**Total**

Jumlah kas dan setara kas pada tanggal 31 Desember 2022 adalah sebesar USD 1.084,7 juta mengalami kenaikan sebesar USD 563,3 juta dari tahun sebelumnya. Dari jumlah tersebut, terdapat kas sejumlah USD 0,2 juta, kas pada bank sejumlah USD 912,3 juta, serta deposito berjangka sejumlah USD 172,2 juta. Selama tahun 2022 tingkat suku bunga deposito Rupiah sekitar 1,75%, tingkat suku bunga deposito USD berkisar antara 2,55% dan 7,15%, dan tingkat suku bunga deposito Dolar Australia berkisar antara 2,92% dan 7,20%.

Total cash and cash equivalents as of December 31, 2022, amounted to USD 1,084.7 million, increasing by USD 563.3 million compared to the previous year. This total was made up from cash on hand of USD 0.2 million, cash in bank of USD 912.3 million, and time deposits of USD 172.2 million. During 2022, Rupiah deposit interest rates approximately 1.75%, interest rates on deposits in USD ranged between 2.55% and 7.15%, and interest rates on deposits in Australian Dollar ranged between 2.92% and 7.20%.

Jumlah kas dan setara kas pada tanggal 31 Desember 2021 adalah sebesar USD 521,4 juta mengalami penurunan sebesar USD 89,6 juta dari tahun sebelumnya. Dari jumlah tersebut, terdapat kas sejumlah USD 0,2 juta, kas pada bank sejumlah USD 384,4 juta, serta deposito berjangka sejumlah USD 136,8 juta. Selama tahun 2021 tingkat suku bunga deposito Rupiah berkisar antara 1,75% dan 5,00%, tingkat suku bunga deposito USD berkisar antara 0,10% dan 6,14%, dan tingkat suku bunga deposito Dolar Australia berkisar antara 0,25% dan 3,40%.

Total cash and cash equivalents as of December 31, 2021, amounted to USD 521.4 million, decreasing by USD 89.6 million compared to the previous year. This total was made up from cash on hand of USD 0.2 million, cash in bank of USD 384.4 million, and time deposits of USD 136.8 million. During 2021, Rupiah deposit interest rates ranged between 1.75% and 5.00%, interest rates on deposits in USD ranged between 0.10% and 6.14%, and interest rates on deposits in Australian Dollar ranged between 0.25% and 3.40%.

Investasi Jangka Pendek

Investasi jangka pendek pada tanggal 31 Desember 2022 mengalami penurunan sebesar USD 49,6 juta disebabkan terutama karena pencairan investasi pada Ascend Global Investment Fund SPC sebesar USD 48,6 juta dan Castile Resources Limited sebesar USD 0,8 juta.

Short-term Investments

Short-term investments as of December 31, 2022, decreased by USD 49.6 million mainly due to the withdrawal of investment in Ascend Global Investment Fund SPC amounted to USD 48.6 million and Castile Resources Limited amounted to USD 0.8 million.

Investasi jangka pendek pada tanggal 31 Desember 2021 mengalami kenaikan sebesar USD 15,1 juta disebabkan terutama karena penempatan investasi pada Ascend Global Investment Fund SPC sebesar USD 15,7 juta. Kenaikan tersebut dikurangi terutama oleh pencairan investasi pada Castile Resources Limited sebesar USD 0,6 juta.

Short-term investments as of December 31, 2021, increased by USD 15.1 million mainly due to the placement of investment in Ascend Global Investment Fund SPC amounted to USD 15.7 million. The increase was net-off mainly by the withdrawal of investment in Castile Resources Limited amounted to USD 0.6 million.

Piutang Usaha

Dalam juta USD, kecuali dinyatakan lain

Trade Accounts Receivable

In million USD, unless otherwise stated

Piutang Usaha	2022	Kontribusi Contribution	2021	Kontribusi Contribution	2020	Kontribusi Contribution	Kenaikan (Penurunan) Increase (Decrease) 2022 vs 2021	Kenaikan (Penurunan) Increase (Decrease) 2021 vs 2020	Trade Accounts Receivable
Belum jatuh tempo dan tidak mengalami penurunan nilai	454.6	85.4%	203.2	79.7%	141.3	82.7%	123.7%	43.8%	Neither past due nor impaired

Piutang Usaha	2022	Kontribusi Contribution	2021	Kontribusi Contribution	2020	Kontribusi Contribution	Kenaikan (Penurunan) Increase (Decrease) 2022 vs 2021	Kenaikan (Penurunan) Increase (Decrease) 2021 vs 2020	Trade Accounts Receivable
Jatuh tempo dan tidak mengalami penurunan nilai									Past due but not impaired
Kurang dari 1 bulan	12.7	2.4%	20.4	8.0%	11.2	6.6%	(37.7%)	82.1%	Less than 1 month
1 bulan - 2 bulan	62.6	11.7%	10.8	4.3%	7.3	4.3%	479.6%	47.9%	1 month - 2 months
2 bulan - 3 bulan	0.8	0.2%	5.5	2.1%	4.0	2.3%	(85.5%)	37.5%	2 months - 3 months
Lebih dari 3 bulan	1.9	0.4%	15.0	5.9%	7.1	4.2%	(87.3%)	111.3%	More than 3 months
Jatuh tempo dan mengalami penurunan nilai	10.8	2.0%	12.1	4.7%	11.4	6.7%	(10.7%)	6.1%	Past due and impaired
Cadangan kerugian penurunan nilai	(10.8)	(2.0%)	(12.1)	(4.7%)	(11.4)	(6.6%)	(10.7%)	6.1%	Allowance for impairment
Jumlah	**532.6**	**100.0%**	**254.9**	**100.0%**	**170.9**	**100.0%**	**108.9%**	**49.2%**	**Total**

Piutang usaha pada tanggal 31 Desember 2022 mengalami kenaikan sebesar USD 277,7 juta dibandingkan tahun sebelumnya, disebabkan terutama oleh dikonsolidasikannya laporan posisi keuangan konsolidasian Dampier Coal (Queensland) Pty. Ltd., yang dilakukan oleh Stanmore, entitas anak Grup.

Trade accounts receivable as of December 31, 2022, increased by USD 277.7 million compared to that of the previous year, mainly due to the consolidated statements of the financial position of Dampier Coal (Queensland) Pty. Ltd., by Stanmore, a subsidiary of the Group.

Piutang usaha pada tanggal 31 Desember 2021 mengalami kenaikan sebesar USD 84,0 juta dibandingkan tahun sebelumnya, disebabkan terutama oleh kenaikan piutang usaha dari bisnis pertambangan & perdagangan batu bara dan bisnis bisnis penyediaan tenaga listrik & uap, dengan total kenaikan sebesar USD 83,7 juta.

Trade accounts receivable as of December 31, 2021, increased by USD 84.0 million compared to that of the previous year, mainly due to an increase in trade accounts receivable from the coal mining & trading business and power & steam generation business, with a total increase of USD 83.7 million.

Berdasarkan evaluasi manajemen terhadap kolektibilitas saldo masing-masing piutang usaha pada tanggal 31 Desember 2022 dan 2021, manajemen berpendapat bahwa cadangan kerugian penurunan nilai memadai untuk menutup kemungkinan kerugian dari tidak tertagihnya piutang.

Based on management's evaluation of the collectability of the individual trade accounts receivable as of December 31, 2022, and 2021, management believes that the allowance for impairment was adequate to cover possible losses from uncollectible accounts.

Piutang Lain-Lain

Piutang lain-lain pada tanggal 31 Desember 2022 tidak mengalami perubahan signifikan.

Other Receivables

Other receivables as of December 31, 2022, did not experience significant changes.

Piutang lain-lain pada tanggal 31 Desember 2021 tidak mengalami perubahan signifikan.

Other receivables as of December 31, 2021, did not experience significant changes.

Persediaan

Persediaan pada tanggal 31 Desember 2022 meningkat sebesar USD 202,6 juta terutama disebabkan oleh kenaikan dari persediaan batubara sebesar USD 88,3 juta dan persediaan suku cadang dan bahan bakar sebesar USD 23,5 juta yang terutama berasal dari dikonsolidasikannya laporan posisi keuangan konsolidasian Dampier Coal (Queensland) Pty. Ltd., yang dilakukan oleh Stanmore, entitas anak Grup, kenaikan dari persediaan pupuk sebesar USD 80,6 juta, dan kenaikan dari peralatan listrik dan mekanikal sebesar USD 8,7 juta.

Inventories

Inventories as of December 31, 2022, increased by USD 202.6 million mainly due to the increase of inventory of coal amounted to USD 88.3 million and spare part and fuel amounted to USD 23.5 million mainly due to the consolidated statements of the financial position of Dampier Coal (Queensland) Pty. Ltd., by Stanmore, a subsidiary of the Group, an increase of fertilizers amounted to USD 80.6 million, and increase of electrical and mechanical equipment amounted to USD 8.7 million.

Persediaan pada tanggal 31 Desember 2021 menurun sebesar USD 9,7 juta terutama disebabkan oleh penurunan dari persediaan

Inventories as of December 31, 2021, decreased by USD 9.7 million mainly due to the decrease of inventory of overburden amounted

overburden sebesar USD 37,6 juta yang berasal dari akuisisi Stanmore di tahun 2020. Penurunan tersebut dikurangi terutama oleh kenaikan persediaan pestisida sebesar USD 8,0 juta, persediaan pupuk sebesar USD 6,0 juta, persediaan batu bara sebesar USD 5,5 juta, dan bahan kimia sebesar USD 5,5 juta.

to USD 37.6 million from the acquisition of Stanmore in 2020. The decrease was net-off mainly by the increase of inventory of pesticides by USD 8.0 million, fertilizers by USD 6.0 million, coal by USD 5.5 million, and chemicals by USD 5.5 million.

Persediaan telah diasuransikan terhadap risiko kebakaran dan risiko lainnya.

Inventories were insured against losses from fire and other risks.

Manajemen berpendapat bahwa cadangan kerugian penurunan nilai cukup untuk menutup kemungkinan kerugian atas persediaan.

Management believes that the allowance for the decline in value was adequate to cover possible losses on the inventories.

Uang Muka

Uang muka pada tanggal 31 Desember 2022 mengalami kenaikan sebesar USD 8,7 juta dibandingkan tahun sebelumnya, disebabkan terutama oleh uang muka royalti sebesar USD 18,9 juta dikurangi dengan uang muka kepada pemasok sebesar USD 12,2 juta.

Uang muka pada tanggal 31 Desember 2021 mengalami penurunan sebesar USD 45,3 juta dibandingkan tahun sebelumnya, disebabkan terutama oleh penurunan uang muka kepada pemasok sebesar USD 44,8 juta terutama sehubungan dengan pembelian batu bara.

Advances

Advances as of December 31, 2022, increased by USD 8.7 million compared to that of the previous year, mainly due to royalty advances by USD 18.9 million net-off with a decrease in advances to suppliers by USD 12.2 million.

Advances as of December 31, 2021, decreased by USD 45.3 million compared to that of the previous year, mainly due to a decrease in advances to suppliers by USD 44.8 million primarily in relation to coal purchases.

Aset Tidak Lancar

Non-current Assets

Dalam juta USD, kecuali dinyatakan lain

In million USD, unless otherwise stated

ASET TIDAK LANCAR	2022	Kontribusi Contribution	2021	Kontribusi Contribution	2020	Kontribusi Contribution	Kenaikan (Penurunan) Increase (Decrease) 2022 vs 2021	Kenaikan (Penurunan) Increase (Decrease) 2021 vs 2020	NONCURRENT ASSETS
Piutang lain-lain jangka panjang	57.3	1.4%	16.4	0.9%	6.1	0.3%	249.4%	168.9%	Long-term other receivables
Biaya dibayar dimuka jangka panjang	32.2	0.8%	33.3	1.8%	32.4	1.8%	(3.3%)	2.8%	Long-term prepaid expenses
Taksiran tagihan pajak	9.5	0.2%	13.4	0.7%	30.4	1.7%	(29.1%)	(55.9%)	Estimated claims for tax refund
Investasi jangka panjang	819.6	19.7%	719.6	38.6%	587.9	33.1%	13.9%	22.4%	Long-term investments
Goodwill	44.6	1.1%	79.3	4.3%	92.7	5.2%	(43.8%)	(14.5%)	Goodwill
Aset pajak tangguhan	20.9	0.5%	25.0	1.3%	27.5	1.5%	(16.4%)	(9.1%)	Deferred tax assets
Properti investasi - setelah dikurangi akumulasi	3.7	0.1%	4.0	0.2%	4.1	0.2%	(7.5%)	(2.4%)	Investment properties
Aset tetap - setelah dikurangi akumulasi	1,472.6	35.4%	418.2	22.4%	448.3	25.3%	252.1%	(6.7%)	Property, plant and equipment
Aset pertambangan - setelah dikurangi akumulasi	1,576.6	37.9%	434.8	23.3%	424.8	23.9%	262.6%	2.4%	Mine properties
Aset biologis	9.1	0.2%	7.4	0.4%	6.6	0.4%	23.0%	12.1%	Biological assets
Aset tidak lancar lain-lain	118.1	2.8%	113.2	6.1%	114.5	6.4%	4.3%	(1.1%)	Other noncurrent assets
Jumlah Aset Tidak Lancar	**4,164.2**	**100.0%**	**1,864.6**	**100.0%**	**1,775.3**	**100.0%**	**123.3%**	**5.0%**	**Total Noncurrent Assets**

Grup memiliki aset tidak lancar sebesar USD 4.164,2 juta pada tanggal 31 Desember 2022 yang meningkat sebesar 123,3% dari nilai

The Group's non-current assets amounted to USD 4,164.2 million as of December 31, 2022, increased by 123.3% from non-current

aset tidak lancar pada tanggal 31 Desember 2021, yaitu sebesar USD 1.864,6 juta. Peningkatan aset tidak lancar disebabkan terutama oleh peningkatan aset pertambangan sebesar USD 1.141,8 juta, aset tetap sebesar USD 1.054,4 juta, investasi jangka panjang sebesar USD 100,0 juta, dan piutang lain-lain jangka panjang sebesar USD 40,9 juta dikurangi dengan penurunan *goodwill* sebesar USD 34,7 juta.

Grup memiliki aset tidak lancar sebesar USD 1.864,6 juta pada tanggal 31 Desember 2021 yang meningkat sebesar 5,0% dari nilai aset tidak lancar pada tanggal 31 Desember 2020, yaitu sebesar USD 1.775,3 juta. Peningkatan aset tidak lancar disebabkan terutama oleh peningkatan investasi jangka panjang sebesar USD 131,7 juta, piutang lain-lain jangka panjang sebesar USD 10,3 juta, dan aset pertambangan sebesar USD 10,0 juta, dikurangi dengan penurunan aset tetap sebesar USD 30,1 juta, taksiran tagihan pajak sebesar USD 17,0 juta dan *goodwill* sebesar USD 13,4 juta.

Investasi Jangka Panjang
Investasi jangka panjang pada tanggal 31 Desember 2022 adalah sebesar USD 819,6 juta, atau naik sebesar USD 100,0 juta dibandingkan dengan USD 719,6 juta pada akhir tahun 2021. Kenaikan tersebut terutama sehubungan dengan penambahan investasi saham PT Elang Andalan Nusantara sebesar USD 200,0 juta, Ravenswood Gold Group Pty. Ltd. sebesar USD 28,4 juta, PT Vidio Dot Com sebesar USD 25,0 juta, MetRes Pty. Ltd. sebesar USD 19,3 juta, PT Datang DSSP Power Indonesia sebesar USD 13,1 juta, dan PT Satelit Nusantara Lima sebesar USD 11,1 juta, dikurangi dengan penurunan investasi pada PT Smartfren Telecom Tbk sebesar USD 210,3 juta.

Investasi jangka panjang pada tanggal 31 Desember 2021 adalah sebesar USD 719,6 juta, atau naik sebesar USD 131,7 juta dibandingkan dengan USD 587,9 juta pada akhir tahun 2020. Kenaikan tersebut terutama sehubungan dengan penambahan investasi saham Allegiance Coal Limited sebesar USD 20,9 juta, penambahan investasi saham PT Satelit Nusantara Tiga sebesar USD 10,6 juta, dan kenaikan investasi pada PT Smartfren Telecom Tbk sebesar USD 159,2 juta.

Aset Pertambangan
Aset pertambangan pada tanggal 31 Desember 2022 adalah sebesar USD 1.576,6 juta, atau naik sebesar USD 1.141,8 juta dibandingkan dengan USD 434,8 juta pada akhir tahun 2021. Kenaikan tersebut terutama berasal dari dikonsolidasikannya laporan posisi keuangan konsolidasian Dampier Coal (Queensland) Pty. Ltd., yang dilakukan oleh Stanmore, entitas anak Grup.

Aset pertambangan pada tanggal 31 Desember 2021 adalah sebesar USD 434,8 juta, atau naik sebesar USD 10,0 juta dibandingkan USD 424,8 juta pada akhir tahun 2020. Kenaikan tersebut terutama disebabkan oleh adanya penambahan aset pertambangan dari penambahan tambang dalam pengembangan, dan aset aktivitas pengupasan lapisan tanah selama tahun berjalan dengan total sebesar USD 48,8 juta, dikurangi dengan amortisasi sebesar USD 28,7 juta dan selisih kurs penjabaran laporan keuangan sebesar USD 10,1 juta.

Aset Tidak Lancar Lain-Lain
Aset tidak lancar lain-lain pada tanggal 31 Desember 2022 tidak mengalami perubahan yang signifikan dibandingkan tahun sebelumnya, hanya sedikit meningkat sebesar USD 4,9 juta dari USD 113,2 juta menjadi USD 118,1 juta.

assets as of December 31, 2021, of USD 1,864.6 million. The increase in non-current assets were mainly due to the increase of mine properties by USD 1,141.8 million, property, plant, and equipment by USD 1,054.4 million, long-term investments by USD 100.0 million, long-term other receivables by USD 40.9 million, net-off with the decrease of goodwill by USD 34.7 million.

The Group's non-current assets amounted to USD 1,864.6 million as of December 31, 2021, increased by 5.0% from non-current assets as of December 31, 2020, of USD 1,775.3 million. The increase in non-current assets was mainly due to the increase of long-term investments by USD 131.7 million, long-term other receivables by USD 10.3 million, and mine properties by USD 10.0 million, net-off with the decrease of property, plant, and equipment by USD 30.1 million, estimated claims for a tax refund by USD 17.0 million, and goodwill by USD 13.4 million.

Long-term Investments
Long-term investments as of December 31, 2022, was USD 819.6 million, or increased by USD 100.0 million compared to USD 719.6 million at the end of 2021. The increase was primarily due to the increase of investment in shares of PT Elang Andalan Nusantara by USD 200.0 million, Ravenswood Gold Group Pty. Ltd. by USD 28.4 million, PT Vidio Dot Com by USD 25.0 million, MetRes Pty. Ltd. by USD 19.3 million, PT Datang DSSP Power Indonesia by USD 13.1 million, and PT Satelit Nusantara Lima by USD 11.1 million, net-off with the decrease of investment in PT Smartfren Telecom Tbk by USD 210.3 million.

Long-term investments as of December 31, 2021, was USD 719.6 million, or increased by USD 131.7 million compared to USD 587.9 million at the end of 2020. The increase was primarily due to the increase of investment in shares of Allegiance Coal Limited by USD 20.9 million, increase in investment in shares PT Satelit Nusantara Tiga by USD 10.6 million, and increase in investment in PT Smartfren Telecom Tbk by USD 159.2 million.

Mine Properties
Mine properties as of December 31, 2022, were USD 1,576.6 million, or increased by USD 1,141.8 million compared to USD 434.8 million at the end of 2021. The increase was mainly due to the consolidated statements of the financial position of Dampier Coal (Queensland) Pty. Ltd., by Stanmore, a subsidiary of the Group.

Mine properties as of December 31, 2021, were USD 434.8 million, or increased by USD 10.0 million compared to USD 424.8 million at the end of 2020. The increase was mainly due to the addition of mine properties from the addition of mines under construction and stripping activity asset during the year totaling to USD 48.8 million, net-off with amortization by USD 28.7 million and translation adjustment by USD 10.1 million.

Other Non-current Assets
Other non-current assets as of December 31, 2022, did not change significantly compared to that of the previous year, only slightly increased by USD 4.9 million from USD 113.2 million to USD 118.1 million.

Aset tidak lancar lain-lain pada tanggal 31 Desember 2021 tidak mengalami perubahan yang signifikan dibandingkan tahun sebelumnya, dan hanya sedikit menurun sebesar USD 1,3 juta dari USD 114,5 juta menjadi USD 113,2 juta.

Other non-current assets as of December 31, 2021, did not change significantly compared to that of the previous year, and only slightly decreased by USD 1.3 million from USD 114.5 million to USD 113.2 million.

Asuransi atas Aset-Aset Grup

Beberapa aset Grup telah diasuransikan kepada beberapa pihak. Manajemen berpendapat bahwa nilai pertanggungan asuransi tersebut cukup untuk menutup kemungkinan kerugian atas aset yang ditanggungkan.

Asset Insurance of the Group

Some Group's assets have been insured to several parties. The management believes that the insurance coverage is adequate to cover possible losses on the assets insured.

Persediaan telah diasuransikan terhadap risiko kebakaran dan risiko lainnya dengan nilai pertanggungan pada tanggal 31 Desember 2022 dan 2021 masing-masing sebesar USD 52,8 juta dan Rp46,7 miliar dan USD 52,5 juta dan Rp22,0 miliar.

Inventories are insured against losses from fire and other risks with insurance coverage amounting to USD 52.8 million and Rp46.7 billion and USD 52.5 million and Rp22.0 billion, as of December 31, 2022, and 2021, respectively.

Aset tetap (kecuali tanah) Grup diasuransikan, dengan nilai pertanggungan sebesar USD 418,1 juta, Rp3.677,2 miliar dan AUD 1.025,0 juta pada tanggal 31 Desember 2022 dan USD 487,7 juta dan Rp2.250,4 miliar pada tanggal 31 Desember 2021.

The Group's property, plant, and equipment (except land) are insured, with insurance coverage totaling USD 418.1 million, Rp3,677.2 billion, and AUD 1,025.0 million as of December 31, 2022, and USD 487.7 million and Rp2,250.4 billion as of December 31, 2021.

Liabilitas

Liabilities

Dalam juta USD, kecuali dinyatakan lain

In million USD, unless otherwise stated

LIABILITAS	2022	Kontribusi Contribution	2021	Kontribusi Contribution	2020	Kontribusi Contribution	Kenaikan (Penurunan) Increase (Decrease) 2022 vs 2021	Kenaikan (Penurunan) Increase (Decrease) 2021 vs 2020	LIABILITIES
Liabilitas Jangka Pendek	1,667.4	48.5%	673.1	53.4%	724.5	55.3%	147.7%	(7.1%)	Current Liabilities
Liabilitas Jangka Panjang	1,771.8	51.5%	586.8	46.6%	586.8	44.7%	201.9%	0.0%	Noncurrent Liabilities
Jumlah Liabilitas	**3,439.2**	**100.0%**	**1,259.9**	**100.0%**	**1,311.3**	**100.0%**	**173.0%**	**(3.9%)**	**Total Liabilites**

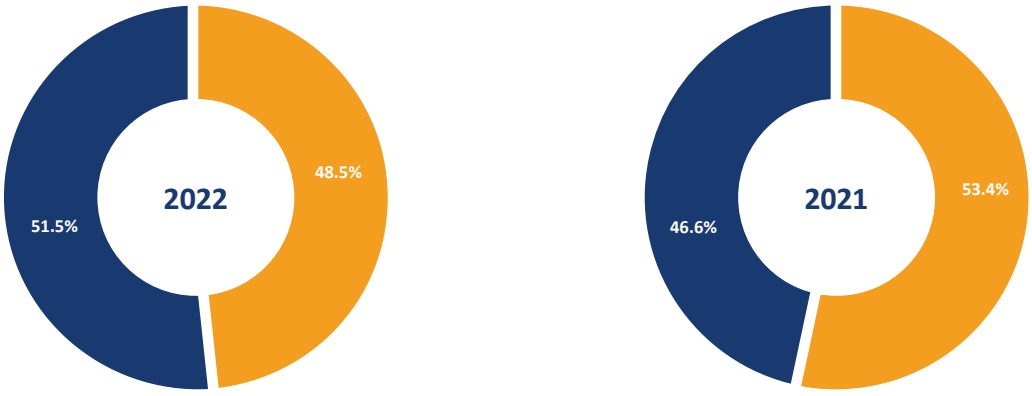

Total liabilitas pada tanggal 31 Desember 2022 adalah sebesar USD 3.439,2 juta, meningkat 173,0% dari total liabilitas sebesar USD 1.259,9 juta pada tanggal 31 Desember 2021. Jumlah liabilitas tersebut terdiri dari 48,5% liabilitas jangka pendek dan 51,5% liabilitas jangka panjang.

Total liabilities as of December 31, 2022, were USD 3,439.2 million, increasing by 173.0% from total liabilities of USD 1,259.9 million as of December 31, 2021. The total liabilities consisted of 48.5% current liabilities and 51.5% non-current liabilities.

Total liabilitas pada tanggal 31 Desember 2021 adalah sebesar USD 1.259,9 juta, menurun 3,9% dari total liabilitas sebesar USD 1.311,3

Total liabilities as of December 31, 2021, were USD 1,259.9 million, decreasing by 3.9% from total liabilities of USD 1,311.3 million as of

juta pada tanggal 31 Desember 2020. Jumlah liabilitas tersebut terdiri dari 53,4% liabilitas jangka pendek dan 46,6% liabilitas jangka panjang.

December 31, 2020. The total liabilities consisted of 53.4% current liabilities and 46.6% non-current liabilities.

Liabilitas Jangka Pendek

Current Liabilities

Dalam juta USD, kecuali dinyatakan lain

In million USD, unless otherwise stated

LIABILITAS JANGKA PENDEK	2022	Kontribusi Contribution	2021	Kontribusi Contribution	2020	Kontribusi Contribution	Kenaikan (Penurunan) Increase (Decrease) 2022 vs 2021	Kenaikan (Penurunan) Increase (Decrease) 2021 vs 2020	CURRENT LIABILITIES
Utang bank jangka pendek	54.5	3.3%	91.9	13.6%	95.8	13.2%	(40.7%)	(4.1%)	Short-term bank loans
Utang usaha	376.8	22.6%	204.4	30.4%	186.6	25.8%	84.3%	9.5%	Trade accounts payable
Utang lain-lain	74.5	4.5%	73.3	10.9%	40.3	5.6%	1.6%	81.9%	Other accounts payable
Uang muka pelanggan	92.4	5.5%	22.8	3.4%	5.7	0.8%	305.3%	300.0%	Advances from customers
Pendapatan diterima dimuka	3.9	0.2%	3.5	0.5%	5.7	0.8%	11.4%	(38.6%)	Unearned revenues
Utang pajak	259.4	15.6%	86.8	12.9%	49.8	6.9%	198.8%	74.3%	Taxes payable
Beban akrual	382.0	22.9%	97.4	14.5%	113.4	15.7%	292.2%	(14.1%)	Accrued expenses
Liabilitas jangka panjang yang akan jatuh tempo dalam waktu satu tahun	423.9	25.4%	93.0	13.8%	227.2	31.4%	355.8%	(59.1%)	Current portion of long-term liabilities
Jumlah Liabilitas Jangka Pendek	**1,667.4**	100.0%	673.1	100.0%	724.5	100.0%	147.7%	(7.1%)	Total Current Liabilities

Pada tanggal 31 Desember 2022, Grup memiliki liabilitas jangka pendek sebesar USD 1.667,4 juta, naik sebesar 147,7% dari liabilitas jangka pendek pada tanggal 31 Desember 2021 sebesar USD 673,1 juta. Kenaikan liabilitas jangka pendek ini terutama disebabkan karena kenaikan liabilitas jangka panjang yang akan jatuh tempo dalam waktu satu tahun sebesar USD 330,9 juta, beban akrual sebesar USD 284,6 juta, utang pajak sebesar USD 172,6 juta, utang usaha sebesar USD 172,4 juta, dan uang muka pelanggan sebesar USD 69,6 juta, dikurangi dengan penurunan utang bank jangka pendek sebesar USD 37,4 juta.

As of December 31, 2022, the Group had current liabilities of USD 1,667.4 million, increasing by 147.7% from the current liabilities as of December 31, 2021, which amounted to USD 673.1 million. The increase in current liabilities was mainly due to the increase of the current portion of long-term liabilities by USD 330.9 million, accrued expenses by USD 284.6 million, taxes payable by USD 172.6 million, trade accounts payable by USD 172.4 million, and advances from customers by USD 69.6 million, net-off by the decrease of short-term bank loans by USD 37.4 million.

Pada tanggal 31 Desember 2021, Grup memiliki liabilitas jangka pendek sebesar USD 673,1 juta, turun sebesar 7,1% dari liabilitas jangka pendek pada tanggal 31 Desember 2020 sebesar USD 724,5 juta. Penurunan liabilitas jangka pendek ini terutama disebabkan karena penurunan liabilitas jangka panjang yang akan jatuh tempo dalam waktu satu tahun sebesar USD 134,2 juta, dikurangi dengan peningkatan utang pajak sebesar USD 37,0 juta, utang lain-lain sebesar USD 33,0 juta, utang usaha sebesar USD 17,8 juta, dan uang muka pelanggan sebesar USD 17,1 juta.

As of December 31, 2021, the Group had current liabilities of USD 673.1 million, decreasing by 7.1% from the current liabilities as of December 31, 2020, which amounted to USD 724.5 million. The decrease in current liabilities was mainly due to the decrease of the current portion of long-term liabilities by USD 134.2 million, net-off by the increase of taxes payable by USD 37.0 million, other accounts payable by USD 33.0 million, trade accounts payable by USD 17.8 million, and advances from customers by USD 17.1 million.

Utang Bank Jangka Pendek

Utang bank jangka pendek pada tanggal 31 Desember 2022 adalah sebesar USD 54,5 juta, atau turun sebesar USD 37,4 juta dibanding USD 91,9 juta pada akhir tahun 2021. Penurunan tersebut terutama disebabkan oleh penurunan utang bank ke PT Bank Mandiri (Persero) Tbk dan PT Bank Mega Tbk masing-masing sebesar USD 39,5 juta dan USD 13,4 juta, dikurangi dengan kenaikan utang bank ke PT Bank Central Asia Tbk dan Clearmatch Originate Pty. Ltd. masing-masing sebesar USD 12,6 juta dan USD 4,0 juta.

Short-term Bank Loans

Short-term bank loans as of December 31, 2022, were USD 54.5 million, or decreased by USD 37.4 million compared to USD 91.9 million at the end of 2021. The decrease was mainly due to the decrease of bank loan to PT Bank Mandiri (Persero) Tbk and PT Bank Mega Tbk by USD 39.5 million and USD 13.4 million, respectively, net-off with the increase of bank loan to PT Bank Central Asia Tbk and Clearmatch Originate Pty. Ltd. by USD 12.6 million and USD 4.0 million, respectively.

Utang bank jangka pendek pada tanggal 31 Desember 2021 tidak mengalami perubahan yang signifikan dibandingkan tahun sebelumnya, hanya mengalami sedikit penurunan sebesar USD 3,9 juta dari USD 95,8 juta menjadi USD 91,9 juta.

Short-term bank loans as of December 31, 2021, did not change significantly compared to that of the previous year, experienced a slight decrease by USD 3.9 million from USD 95.8 million to USD 91.9 million.

Utang Usaha
Utang usaha pada tanggal 31 Desember 2022 adalah sebesar USD 376,8 juta, atau naik sebesar USD 172,4 juta dibanding USD 204,4 juta pada akhir tahun 2021. Kenaikan tersebut terutama berasal dari dikonsolidasikannya laporan posisi keuangan konsolidasian Dampier Coal (Queensland) Pty. Ltd. yang dilakukan oleh Stanmore, entitas anak Grup.

Trade Accounts Payable
Trade accounts payable as of December 31, 2022, was USD 376.8 million, or increased by USD 172.4 million compared to USD 204.4 million at the end of 2021. The increase was mainly due to the consolidated statements of the financial position of Dampier Coal (Queensland) Pty. Ltd. by Stanmore, a subsidiary of the Group.

Utang usaha pada tanggal 31 Desember 2021 adalah sebesar USD 204,4 juta, atau naik sebesar USD 17,8 juta dibanding USD 186,6 juta pada akhir tahun 2020. Kenaikan tersebut terutama disebabkan oleh kenaikan utang usaha dari bisnis pertambangan & perdagangan batu bara sebesar USD 18,1 juta dan dikurangi dengan bisnis perdagangan sebesar USD 1,5 juta.

Trade accounts payable as of December 31, 2021, was USD 204.4 million, or increased by USD 17.8 million compared to USD 186.6 million at the end of 2020. The increase was primarily due to the increase of trade accounts payable from the coal mining & trading business by USD 18.1 million and net-off with the trading business by USD 1.5 million.

Utang Lain-Lain
Utang lain-lain pada tanggal 31 Desember 2022 tidak mengalami perubahan yang signifikan dibandingkan tahun sebelumnya, hanya sedikit meningkat sebesar USD 1,2 juta dari USD 73,3 juta menjadi USD 74,5 juta.

Other Accounts Payable
Other accounts payable as of December 31, 2022, did not change significantly compared to that of the previous year, only slightly increased by USD 1.2 million from USD 73.3 million to USD 74.5 million.

Utang lain-lain pada tanggal 31 Desember 2021 adalah sebesar USD 73,3 juta, atau naik sebesar USD 33,0 juta dibanding USD 40,3 juta pada akhir tahun 2020. Kenaikan tersebut terutama disebabkan oleh kenaikan utang dividen GEMS kepada kepentingan non-pengendali.

Other accounts payable as of December 31, 2021, was USD 73.3 million, or increased by USD 33.0 million compared to USD 40.3 million at the end of 2020. The increase was primarily due to the increase of dividend payable of GEMS to non-controlling interest.

Beban Akrual
Beban akrual pada tanggal 31 Desember 2022 adalah sebesar USD 382,0 juta, atau naik sebesar USD 284,6 juta dibanding USD 97,4 juta pada akhir tahun 2021. Kenaikan tersebut terutama berasal dari dikonsolidasikannya laporan posisi keuangan konsolidasian Dampier Coal (Queensland) Pty. Ltd, yang dilakukan oleh Stanmore, entitas anak Grup.

Accrued Expenses
Accrued expenses as of December 31, 2022, were USD 382.0 million, or increased by USD 284.6 million compared to USD 97.4 million at the end of 2021. The increase was mainly due to the consolidated statements of the financial position of Dampier Coal (Queensland) Pty. Ltd., by Stanmore, a subsidiary of the Group.

Beban akrual pada tanggal 31 Desember 2021 adalah sebesar USD 97,4 juta, atau turun sebesar USD 16,0 juta dibanding USD 113,4 juta pada akhir tahun 2020. Penurunan tersebut terutama disebabkan oleh penurunan akrual biaya royalti sebesar USD 10,5 juta, penurunan akrual biaya jasa pertambangan sebesar USD 3,5 juta, dan penurunan akrual biaya bunga sebesar USD 3,8 juta, dikurangi dengan kenaikan akrual biaya gaji karyawan sebesar USD 3,0 juta.

Accrued expenses as of December 31, 2021, was USD 97.4 million, or decreased by USD 16.0 million compared to USD 113.4 million at the end of 2020. The increase was primarily due to the decrease of accrued royalty expense by USD 10.5 million, decrease of accrued mining services expense by USD 3.5 million, and decrease of accrued interest expense by USD 3.8 million, net-off with accrued salaries expense by USD 3.0 million.

Utang Pajak
Utang pajak pada tanggal 31 Desember 2022 adalah sebesar USD 259,4 juta, atau naik sebesar USD 172,6 juta dibanding USD 86,8 juta pada akhir tahun 2021. Kenaikan tersebut terutama disebabkan oleh kenaikan utang pajak dari bisnis pertambangan & perdagangan batu bara.

Taxes Payable
Taxes payable as of December 31, 2022, was USD 259.4 million, or increased by USD 172.6 million compared to USD 86.8 million at the end of 2021. The increase was mainly due to the increase in taxes payable from the coal mining & trading business.

Utang pajak pada tanggal 31 Desember 2021 adalah sebesar USD 86,8 juta, atau naik sebesar USD 37,0 juta dibanding USD 49,8 juta pada akhir tahun 2020. Kenaikan tersebut terutama disebabkan oleh kenaikan utang pajak dari bisnis pertambangan & perdagangan batu bara sebesar USD 48,4 juta dan, dikurangi dengan penurunan utang pajak dari bisnis penyediaan tenaga listrik & uap sebesar USD 12,3 juta.

Taxes payable as of December 31, 2021, was USD 86.8 million, or increased by USD 37.0 million compared to USD 49.8 million at the end of 2020. The increase was mainly due to the increase of taxes payable from the coal mining & trading business by USD 48.4 million and, net-off with the decrease of taxes payable from the power & steam generation business by USD 12.3 million.

Liabilitas Jangka Panjang | **Non-current Liabilities**

Dalam juta USD, kecuali dinyatakan lain | In million USD, unless otherwise stated

LIABILITAS JANGKA PANJANG	2022	Kontribusi Contribution	2021	Kontribusi Contribution	2020	Kontribusi Contribution	Kenaikan (Penurunan) Increase (Decrease) 2022 vs 2021	Kenaikan (Penurunan) Increase (Decrease) 2021 vs 2020	NONCURRENT LIABILITIES
Utang lain-lain	148.1	8.4%	9.2	1.6%	43.3	7.4%	1509.8%	(78.8%)	Other accounts payable
Liabilitas pajak tangguhan	249.4	14.1%	83.6	14.3%	88.1	15.0%	198.3%	(5.1%)	Deferred tax liabilities
Liabilitas derivatif	0.0	0.0%	0.0	0.0%	0.0	0.0%	0.0%	0.0%	Derivative liabilities
Liabilitas imbalan kerja jangka panjang	8.7	0.5%	12.1	2.1%	13.8	2.4%	(28.1%)	(12.3%)	Long-term employee benefits liabilities
Liabilitas jangka panjang - setelah dikurangi bagian yang akan jatuh tempo dalam waktu satu tahun	1,158.8	65.4%	449.4	76.6%	415.4	70.8%	157.9%	8.2%	Long-term liabilities - net of current portion
Liabilitas jangka panjang lainnya	206.8	11.7%	32.5	5.5%	26.2	4.5%	536.3%	24.0%	Other noncurrent liabilities
Jumlah Liabilitas Jangka Panjang	1,771.8	100.0%	586.8	100.0%	586.8	100.0%	201.9%	0.0%	Total Noncurrent Liabilities

Pada tanggal 31 Desember 2022, Grup memiliki liabilitas jangka panjang sebesar USD 1.771,8 juta. Grup mengalami kenaikan terutama pada liabilitas jangka panjang – setelah dikurangi bagian yang akan jatuh tempo dalam waktu satu tahun sebesar USD 709,4 juta, liabilitas jangka panjang lainnya sebesar USD 174,3 juta, liabilitas pajak tangguhan sebesar USD 165,8 juta, dan utang lain-lain sebesar USD 138,9 juta.

As of December 31, 2022, the Group's non-current liabilities was amounted to USD 1,771.8 million. The Group increased mainly of long-term liabilities – net-off current portion by USD 709.4 million, other noncurrent liabilities by USD 174.3 million, deferred tax liabilities USD 165.8 million, and other accounts payable by USD 138.9 million.

Pada tanggal 31 Desember 2021, Grup memiliki liabilitas jangka panjang sebesar USD 586,8 juta. Grup mengalami penurunan terutama pada utang lain-lain sebesar USD 34,1 juta, dan kenaikan terutama pada liabilitas jangka panjang – setelah dikurangi bagian yang akan jatuh tempo dalam waktu satu tahun sebesar USD 34,0 juta.

As of December 31, 2021, the Group's non-current liabilities was amounted to USD 586.8 million. The Group experienced decrease mainly in other accounts payable by USD 34.1 million, and increase mainly in long-term liabilities – net-off the current portion by USD 34.0 million.

Utang Lain-Lain

Kenaikan utang lain-lain menjadi USD 148,1 juta pada tanggal 31 Desember 2022 terutama berasal dari imbalan kontinjensi – royalti pemasok dan dikonsolidasikannya laporan posisi keuangan konsolidasian Dampier Coal (Queensland) Pty. Ltd. yang dilakukan oleh Stanmore, entitas anak Grup.

Other Accounts Payable

The increase of other accounts payable to USD 148.1 million as of December 31, 2022, was mainly from contingent consideration – vendor royalties and due to the consolidated statements of the financial position of Dampier Coal (Queensland) Pty. Ltd. by Stanmore, a subsidiary of the Group.

Penurunan utang lain-lain menjadi USD 9,2 juta pada tanggal 31 Desember 2021 terutama karena penurunan utang lain-lain ke GMR Energy (Netherlands) B.V. sebesar USD 27,2 juta.

The decrease of other accounts payable to USD 9.2 million as of December 31, 2021, was mainly due to decrease of other accounts payable to GMR Energy (Netherlands) B.V. by USD 27.2 million.

Liabilitas Pajak Tangguhan

Kenaikan liabilitas pajak tangguhan menjadi USD 249,4 juta pada tanggal 31 Desember 2022 terutama berasal dari dikonsolidasikannya laporan posisi keuangan konsolidasian Dampier Coal (Queensland) Pty. Ltd. yang dilakukan oleh Stanmore, entitas anak Grup.

Deferred Tax Liabilities

The increase of deferred tax liabilities to USD 249.4 million as of December 31, 2022, was mainly due to the consolidated statements of the financial position of Dampier Coal (Queensland) Pty. Ltd. by Stanmore, a subsidiary of the Group.

Liabilitas pajak tangguhan pada tanggal 31 Desember 2021 tidak mengalami perubahan yang signifikan dibandingkan tahun

Deferred tax liabilities as of December 31, 2021, did not change significantly compared to that of the previous year, only slightly

sebelumnya, hanya sedikit menurun sebesar USD 4,5 juta dari USD 88,1 juta menjadi USD 83,6 juta.

Utang Bank dan Lembaga Keuangan Jangka Panjang (termasuk Bagian yang akan Jatuh Tempo dalam Waktu Satu Tahun)
Kenaikan utang bank dan lembaga keuangan jangka panjang (termasuk bagian yang akan jatuh tempo dalam waktu satu tahun) menjadi USD 1.582,7 juta pada tanggal 31 Desember 2022 terutama disebabkan oleh kenaikan Global Loan Agency Services Australia Pty. Ltd. sebesar USD 615,0 juta, liabilitas sewa pembiayaan sebesar USD 258,5 juta, PT Bank Mandiri (Persero) Tbk sebesar USD 107,7 juta, *Senior Secured Notes* sebesar USD 63,8 juta, dan PT Bank Syariah Indonesia Tbk sebesar USD 25,3 juta.

Kenaikan utang bank dan lembaga keuangan jangka panjang (termasuk bagian yang akan jatuh tempo dalam waktu satu tahun) menjadi USD 542,4 juta pada tanggal 31 Desember 2021 terutama disebabkan oleh kenaikan *Senior Secured Notes* sebesar USD 127,3 juta, PT Bank Mega Tbk sebesar USD 10,8 juta dan PT Sarana Multi Infrastruktur (Persero) sebesar USD 11,5 juta, dikurangi dengan penurunan utang bank ke PT Bank Mandiri (Persero) Tbk sebesar USD 165,4 juta, dan Credit Suisse AG sebesar USD 75,6 juta.

decreased by USD 4.5 million from USD 88.1 million to USD 83.6 million.

Long-term Loan to Banks and Financial Institutions (including Current Portion)
The increase of long-term loan to banks and financial institutions (including the current portion) to USD 1,582.7 million as of December 31, 2022, was primarily due to the increase of Global Loan Agency Services Australia Pty. Ltd. by USD 615.0 million, lease liabilities by USD 258.5 million, PT Bank Mandiri (Persero) Tbk by USD 107.7 million, Senior Secured Notes by USD 63.8 million, and PT Bank Syariah Indonesia Tbk by USD 25.3 million.

The increase of long-term loan to banks and financial institutions (including the current portion) to USD 542.4 million as of December 31, 2021, was primarily due to the increase of Senior Secured Notes by USD 127.3 million, PT Bank Mega Tbk by USD 10.8 million and PT Sarana Multi Infrastruktur (Persero) by USD 11.5 million, net-off by the decrease of bank loan to PT Bank Mandiri (Persero) Tbk by USD 165.4 million, and Credit Suisse AG by USD 75.6 million.

Ekuitas / Equity

Dalam juta USD, kecuali dinyatakan lain / In million USD, unless otherwise stated

EKUITAS	2022	Kontribusi Contribution	2021	Kontribusi Contribution	2020	Kontribusi Contribution	Kenaikan (Penurunan) Increase (Decrease) 2022 vs 2021	Kenaikan (Penurunan) Increase (Decrease) 2021 vs 2020	EQUITY
Modal saham	72.5	2.4%	72.5	4.1%	72.5	4.6%	0.0%	0.0%	Capital stock
Tambahan modal disetor - bersih	10.5	0.4%	10.5	0.6%	10.5	0.7%	0.0%	0.0%	Additional paid-in capital - net
Selisih nilai transaksi dengan kepentingan nonpengendali	583.0	19.5%	549.3	31.4%	527.2	33.2%	6.1%	4.2%	Difference in value arising from transactions with non-controlling interests
Keuntungan yang belum direalisasi atas kenaikan nilai wajar investasi yang diukur pada nilai wajar melalui penghasilan komprehensif lain	(41.7)	(1.4%)	88.0	5.0%	40.9	2.6%	-147.4%	(202.0%)	Unrealized gain on increase in fair value of investments at fair value through other comprehensive income
Selisih kurs penjabaran laporan keuangan	(60.8)	(2.0%)	(54.0)	(3.1%)	(46.2)	(2.9%)	12.6%	16.9%	Foreign exchange differences arising from financial statements translation
Cadangan opsi saham	1.8	0.1%	1.8	0.1%	(0.4)	0.0%	0.0%	(550.0%)	Share option reserve
Cadangan lindung nilai arus kas	(47.4)	(1.6%)	(31.2)	(1.8%)	-	0.0%	51.9%	100.0%	Cash flows hedging reserve
Selisih revaluasi aset tetap	76.2	2.5%	76.2	4.4%	76.2	4.8%	0.0%	0.0%	Revaluation increment in value of property, plant and equipment
Saldo laba	1,412.6	47.2%	814.4	46.5%	678.3	42.7%	73.5%	20.1%	Retained earnings

EKUITAS	2022	Kontribusi Contribution	2021	Kontribusi Contribution	2020	Kontribusi Contribution	Kenaikan (Penurunan) Increase (Decrease) 2022 vs 2021	Kenaikan (Penurunan) Increase (Decrease) 2021 vs 2020	EQUITY
Kepentingan Nonpengendali	985.3	32.9%	222.7	12.7%	229.9	14.5%	342.4%	-3.1%	Non-controlling Interests
JUMLAH EKUITAS	**2,992.0**	**100.0%**	**1,750.2**	**100.0%**	**1,588.9**	**100.0%**	**70.9%**	**10.2%**	TOTAL EQUITY

Ekuitas 2022 / Equity in 2022

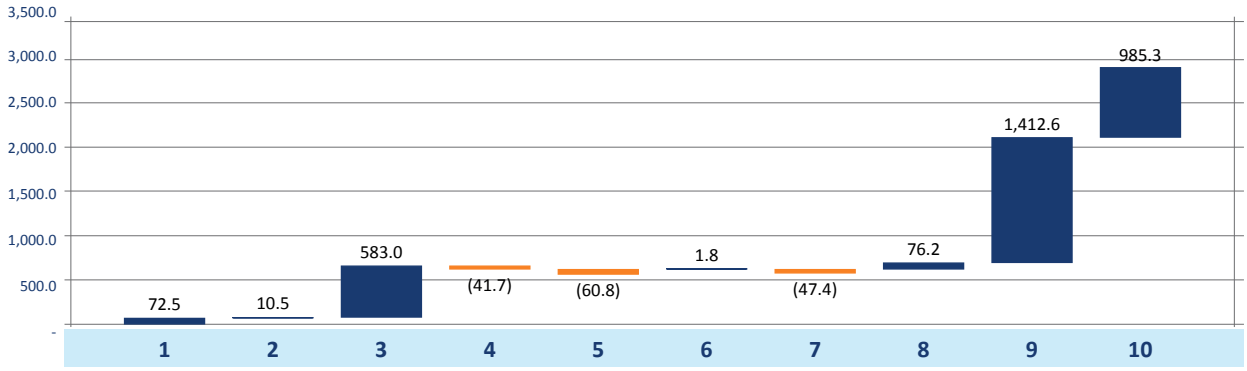

1. Modal saham / Capital stock
2. Tambahan modal disetor - bersih / Additional paid-in capital - net
3. Selisih nilai transaksi dengan kepentingan nonpengendali / Difference in value arising from transactions with non-controlling interests
4. Keuntungan yang belum direalisasi atas kenaikan nilai wajar investasi yang diukur pada nilai wajar melalui penghasilan komprehensif lain / Unrealized gain on increase in fair value of investments at fair value through other comprehensive income
5. Selisih kurs penjabaran laporan keuangan / Foreign exchanges differences arising from financial statements translation
6. Cadangan opsi saham / Share option reserve
7. Cadangan lindung nilai arus kas / Cash flows hedging reserve
8. Selisih revaluasi aset tetap / Revaluation increment in value of property, plant and equipment
9. Saldo laba / Retained earnings
10. Kepentingan nonpengendali / Non-controlling interests

Ekuitas 2021 / Equity in 2021

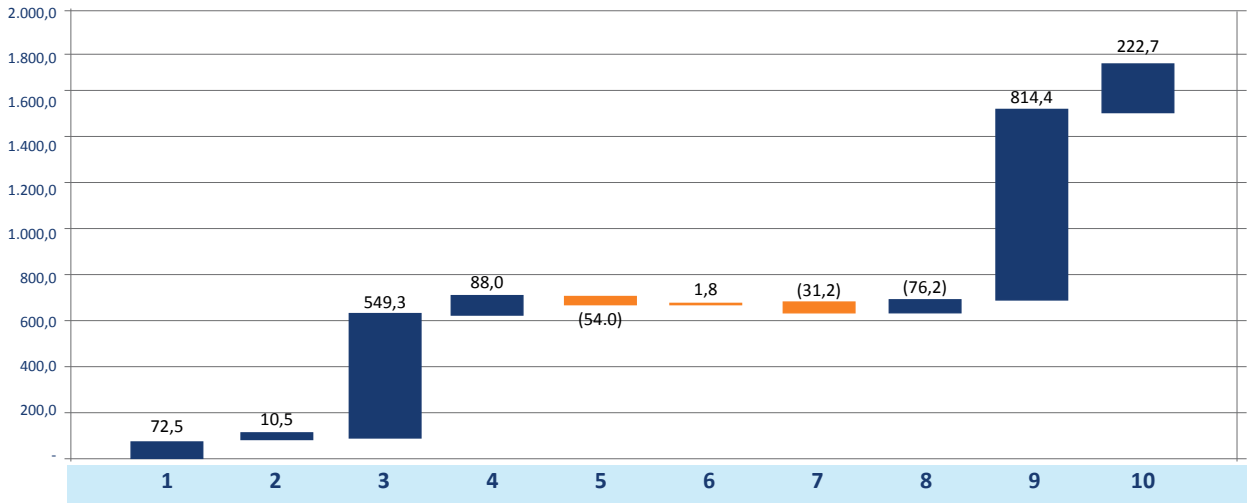

1. Modal saham / Capital stock
2. Tambahan modal disetor - bersih / Additional paid-in capital - net
3. Selisih nilai transaksi dengan kepentingan nonpengendali / Difference in value arising from transactions with non-controlling interests
4. Keuntungan yang belum direalisasi atas kenaikan nilai wajar investasi yang diukur pada nilai wajar melalui penghasilan komprehensif lain / Unrealized gain on increase in fair value of investments at fair value through other comprehensive income
5. Selisih kurs penjabaran laporan keuangan / Foreign exchanges differences arising from financial statements translation
6. Cadangan opsi saham / Share option reserve
7. Cadangan lindung nilai arus kas / Cash flows hedging reserve
8. Selisih revaluasi aset tetap / Revaluation increment in value of property, plant and equipment
9. Saldo laba / Retained earnings
10. Kepentingan nonpengendali / Non-controlling interests

Ekuitas Grup pada tanggal 31 Desember 2022 mengalami peningkatan sebesar 70,9% dari USD 1.750,2 juta pada tahun 2021 menjadi USD 2.992,0 juta, terutama disebabkan oleh peningkatan saldo laba sebesar USD 598,2 juta dan kepentingan nonpengendali sebesar USD 762,6 juta terutama sehubungan dengan peningkatan laba tahun berjalan, kenaikan selisih nilai transaksi dengan kepentingan non-pengendali sebesar USD 33,7 juta, dikurangi dengan penurunan keuntungan yang belum direalisasi atas kenaikan nilai wajar investasi sebesar USD 129,7 juta terutama berasal dari penurunan nilai wajar investasi saham pada PT Smartfren Telecom Tbk.

The Group's equity as of December 31, 2022 increased by 70.9% from USD 1,750.2 million in 2021 to USD 2,992.0 million, mainly due to the increase of retained earnings by USD 598.2 million and non-controlling interests by USD 762.6 million primarily due to the increase of profit for the year, an increase of difference in value arising from transactions with non-controlling interests by USD 33.7 million, net-off by the decrease of unrealized gain on increase in fair value of investments by USD 129.7 million mainly attributed by the decrease of the fair value of investment of shares in PT Smartfren Telecom Tbk.

Ekuitas Grup pada tanggal 31 Desember 2021 mengalami peningkatan sebesar 10,2% dari USD 1.588,9 juta pada tahun 2020 menjadi USD 1.750,2 juta, terutama disebabkan oleh peningkatan saldo laba sebesar USD 136,1 juta terutama sehubungan dengan peningkatan laba tahun berjalan, kenaikan keuntungan yang belum direalisasi atas kenaikan nilai wajar investasi sebesar USD 47,1 juta, kenaikan selisih nilai transaksi dengan kepentingan non-pengendali sebesar USD 22,1 juta, dikurangi dengan penurunan cadangan lindung nilai sebesar USD 31,2 juta.

The Group's equity as of December 31, 2021 increased by 10.2% from USD 1,588.9 million in 2020 to USD 1,750.2 million, mainly due to the increase of retained earnings by USD 136.1 million primarily due to the increase of profit for the year, an increase of unrealized gain on increase in fair value of investments by USD 47.1 million, increase of difference in value arising from transactions with non-controlling interests by USD 22.1 million, net-off by the decrease of cash flow hedging reserves by USD 31.2 million.

Laba Rugi

Profit and Loss

Laporan Laba Rugi dan Penghasilan Komprehensif Lain Konsolidasian

Consolidated Statement of Profit or Loss and Other Comprehensive Income

Dalam juta USD, kecuali dinyatakan lain

In million USD, unless otherwise stated

Laporan Laba Rugi	2022	2021	2020	Kenaikan (Penurunan) Increase (Decrease) 2022 vs 2021	Kenaikan (Penurunan) Increase (Decrease) 2021 vs 2020	Income Statements
PENDAPATAN USAHA	**5,956.1**	**2,164.9**	**1,507.3**	**175.1%**	**43.6%**	**REVENUES**
BEBAN POKOK PENJUALAN	**3,312.7**	**1,262.8**	**979.4**	**162.3%**	**28.9%**	**COST OF REVENUES**
LABA KOTOR	**2,643.4**	**902.1**	**527.9**	**193.0%**	**70.9%**	**GROSS PROFIT**
BEBAN USAHA						**OPERATING EXPENSES**
Beban penjualan	498.3	250.9	224.1	98.6%	12.0%	Selling expenses
Beban umum dan administrasi	361.8	152.2	129.9	137.7%	17.2%	General and administrative expenses
Beban eksplorasi	0.8	1.9	0.3	(57.9%)	533.3%	Exploration costs
Jumlah Beban Usaha	**860.9**	**405.0**	**354.3**	**112.6%**	**14.3%**	**Total Operating Expenses**
LABA USAHA	**1,782.5**	**497.1**	**173.6**	**258.6%**	**186.3%**	**OPERATING PROFIT**
PENGHASILAN (BEBAN) LAIN-LAIN						**OTHER INCOME (EXPENSES)**
Pendapatan bunga	24.6	10.4	9.8	136.5%	6.1%	Interest income
Kerugian selisih kurs mata uang asing - bersih	(0.9)	(6.5)	(14.7)	(86.2%)	(55.8%)	Loss on foreign exchange - net
Ekuitas pada rugi bersih ventura bersama dan entitas asosiasi	(1.3)	(13.0)	(7.7)	(90.0%)	68.8%	Share in net losses of joint venture and an associate
Rugi pelepasan investasi entitas anak	-	-	(70.1)	0.0%	100.0%	Loss on sale of investment in subsidiaries
Beban bunga	(158.9)	(69.3)	(87.9)	129.3%	(21.2%)	Interest expense
Lain-lain - bersih	(40.3)	(39.3)	(8.4)	2.5%	(367.9%)	Others - net
Beban Lain-lain - Bersih	**(176.8)**	**(117.7)**	**(179.0)**	**50.2%**	**(34.2%)**	**Other Expenses - Net**
LABA (RUGI) SEBELUM PAJAK	**1,605.7**	**379.4**	**(5.4)**	**323.2%**	**7125.9%**	**PROFIT (LOSS) BEFORE TAX**
BEBAN PAJAK						**TAX EXPENSE**
Kini	496.4	113.2	49.8	338.5%	127.3%	Current

Laporan Laba Rugi	2022	2021	2020	Kenaikan (Penurunan) Increase (Decrease) 2022 vs 2021	Kenaikan (Penurunan) Increase (Decrease) 2021 vs 2020	Income Statements
Tangguhan	(194.2)	0.9	2.7	(21677.8%)	(66.7%)	Deferred
Jumlah Beban Pajak	**302.2**	**114.1**	**52.5**	**164.9%**	**117.3%**	**Total Tax Expense**
LABA (RUGI) TAHUN BERJALAN	**1,303.5**	**265.3**	**(57.9)**	**391.3%**	**558.2%**	**PROFIT (LOSS) FOR THE YEAR**
PENGHASILAN (RUGI) KOMPREHENSIF LAIN						**OTHER COMPREHENSIVE INCOME (LOSS)**
Pos yang tidak akan direklasifikasi ke laba rugi						Items that will be not be reclassified subsequently to profit and loss
Investasi yang diukur pada nilai wajar melalui penghasilan komprehensif lain						Investments at fair value through other comprehensive income
Kerugian yang belum direalisasi atas perubahan nilai wajar selama tahun berjalan	(129.6)	62.3	(48.1)	(308.0%)	229.5%	Unrealized loss on change in fair value during the year
Penyesuaian reklasifikasi ke saldo laba	-	-	4.2	0.0%	(100%)	Reclassification adjustment to retained earnings
Pengukuran kembali liabilitas imbalan pasti	(0.0)	0.4	1.8	(107.5%)	(77.8%)	Remeasurement of defined benefit liability
Pajak sehubungan dengan pos yang tidak akan direklasifikasi	0.0	0.0	(0.1)	100.0%	120.0%	Tax relating to items that will not be reclassified
Pos yang akan direklasifikasi ke laba rugi						Items that will be reclassified subsequently to profit and loss
Lindung nilai arus kas						Cash flow hedge
Keuntungan (kerugian) atas perubahan nilai wajar selama tahun berjalan	(19.4)	-	-	(100%)	0.0%	Gain (loss) on change in fair value during the year
Penyesuaian reklasifikasi ke laba rugi	-	-	-	0.0%	0.0%	Reclassification adjustment to profit or loss
Ekuitas pada penghasilan komprehensif lain ventura bersama	-	(35.8)	-	100.0%	(100%)	Share of other comprehensive income of a joint venture
Selisih kurs penjabaran laporan keuangan	(0.2)	(10.2)	28.4	98.0%	(135.9%)	Foreign exchange differences arising from financial statements translation
PENGHASILAN (RUGI) KOMPREHENSIF LAIN - SETELAH PAJAK	**(149.2)**	**16.7**	**(13.8)**	**(992.3%)**	**221.2%**	**OTHER COMPREHENSIVE INCOME (LOSS)- NET OF TAX**
JUMLAH PENGHASILAN (RUGI) KOMPREHENSIF TAHUN BERJALAN	**1,154.3**	**282.0**	**(71.7)**	**309.3%**	**493.3%**	**TOTAL COMPREHENSIVE INCOME (LOSS) FOR THE YEAR**
Laba (rugi) tahun berjalan yang teratribusikan pada:						Profit (loss) for the year attributable to:
Pemilik entitas induk	595.3	120.1	(83.8)	395.7%	243.3%	Owners of the Parent Company
Kepentingan nonpengendali	708.2	145.2	25.9	387.7%	460.6%	Non-controlling interests
LABA (RUGI) TAHUN BERJALAN	**1,303.5**	**265.3**	**(57.9)**	**391.3%**	**558.2%**	**PROFIT (LOSS) FOR THE YEAR**
Penghasilan (rugi) komprehensif yang teratribusikan kepada:						Comprehensive income (loss) attributable to:

Laporan Laba Rugi	2022	2021	2020	Kenaikan (Penurunan) Increase (Decrease) 2022 vs 2021	Kenaikan (Penurunan) Increase (Decrease) 2021 vs 2020	Income Statements
Pemilik entitas induk	455.0	144.3	(111.3)	215.3%	229.6%	Owners of the Parent Company
Kepentingan nonpengendali	699.3	137.7	39.6	407.8%	247.7%	Non-controlling interests
JUMLAH PENGHASILAN (RUGI) KOMPREHENSIF TAHUN BERJALAN	**1,154.3**	**282.0**	**(71.7)**	**309.3%**	**493.3%**	**TOTAL COMPREHENSIVE INCOME (LOSS) FOR THE YEAR**
LABA (RUGI) BERSIH PER SAHAM DASAR DIATRIBUSIKAN KEPADA PEMILIK ENTITAS INDUK (*dalam USD*)	**0.77**	**0.16**	**(0.11)**	**381.3%**	**245.5%**	**EARNINGS (LOSS) PER SHARE ATTRIBUTABLE TO OWNERS OF THE PARENT COMPANY (in USD)**

Pendapatan Usaha **Revenues**

Dalam juta USD, kecuali dinyatakan lain

In million USD, unless otherwise stated

Pendapatan Usaha Per Segmen	2022	Kontribusi Contribution	2021	Kontribusi Contribution	2020	Kontribusi Contribution	Kenaikan (Penurunan) Increase (Decrease) 2022 vs 2021	Kenaikan (Penurunan) Increase (Decrease) 2021 vs 2020	Revenue Per Segment
Pertambangan & perdagangan batubara	5,684.0	95.4%	1,937.7	89.5%	1,143.2	75.8%	193.3%	69.5%	Coal mining & trading
Penyediaan tenaga listrik & uap	48.4	0.8%	49.5	2.3%	221.7	14.7%	(2.3%)	(77.7%)	Power & steam generation
Perdagangan - bersih	156.7	2.6%	119.1	5.5%	96.3	6.4%	31.6%	23.7%	Trading - net
Penyediaan TV Berbayar & Internet	66.0	1.1%	57.1	2.6%	44.9	3.0%	15.6%	27.2%	Pay TV & internet
Lainnya	1.0	0.0%	1.5	0.1%	1.2	0.1%	(37.4%)	25.0%	Others
Jumlah	**5,956.1**	**100.0%**	**2,164.9**	**100%**	**1,507.3**	**100%**	**175.1%**	**43.6%**	**Total**

Pendapatan usaha Grup disumbangkan oleh bisnis yang dijalankan oleh Perseroan dan entitas anak Perseroan saat ini yaitu pertambangan & perdagangan batu bara, penyediaan tenaga listrik dan uap, teknologi (penyediaan TV berbayar & internet), dan perdagangan pupuk & bahan kimia dimana bisnis pertambangan & perdagangan batu bara menyumbangkan sebesar 95,4% dan 89,5% dari keseluruhan pendapatan usaha Grup pada tahun 2022 dan 2021.

The Group's revenues were contributed by current businesses operated by the Company and its subsidiaries, i.e., coal mining & trading, power & steam generation, technology (pay-TV & internet services), and fertilizer & chemical trading in which coal mining & trading business had contributed 95.4% and 89.5% of the Group's revenues in 2022 and 2021, respectively.

Pada tahun 2022, pendapatan usaha Grup mencapai USD 5.956,1 juta, atau naik 175,1% jika dibandingkan dengan pendapatan usaha pada tahun 2021, yaitu sebesar USD 2.164,9 juta, terutama disebabkan oleh peningkatan pendapatan usaha dari pertambangan & perdagangan batu bara sebesar USD 3.746,3 juta terutama disebabkan karena dikonsolidasikannya laporan keuangan konsolidasian Dampier Coal (Queensland) Pty. Ltd. ke dalam laporan keuangan konsolidasian Perseroan sejak bulan Mei 2022.

In 2022, the Group's revenues was USD 5,956.1 million, or increased by 175.1% compared to the revenues in 2021 of USD 2,164.9, which was mainly due to the increase of revenue from coal mining & trading business by USD 3,746.3 million primarily as a result of consolidating the financial statements of Dampier Coal (Queensland) Pty. Ltd into the Company's consolidated financial statements since May 2022.

Pada tahun 2021, pendapatan usaha Grup mencapai USD 2.164,9 juta, atau naik 43,6% jika dibandingkan dengan pendapatan usaha pada tahun 2020, yaitu sebesar USD 1.507,3 juta, terutama disebabkan oleh peningkatan pendapatan usaha dari pertambangan

In 2021, the Group's revenues was USD 2,164.9 million, or increased by 43.6% compared to the revenues in 2020 of USD 1,507.3, which was mainly due to the increase of revenue from coal mining & trading business by USD 794.5 million, net-off the decrease of

& perdagangan batu bara sebesar USD 794,5 juta, dikurangi dengan penurunan pendapatan usaha dari penyediaan tenaga listrik & uap sebesar USD 172,2 juta terutama sehubungan dengan tidak dikonsolidasikannya PT Datang DSSP Power Indonesia di 2021 dikarenakan pengalihan saham PT Datang DSSP Power Indonesia kepada Datang Overseas (Hong Kong) Energy Investment Co., Limited di tahun 2020.

revenue from the power & steam generation business by USD 172.2 million primarily as a result of not consolidating PT Datang DSSP Power Indonesia in 2021 due to the divestment of PT Datang DSSP Power Indonesia to Datang Overseas (Hong Kong) Energy Investment Co., Limited in 2020.

Pendapatan berdasarkan Lokasi Geografis
Revenue based on Geographic Location

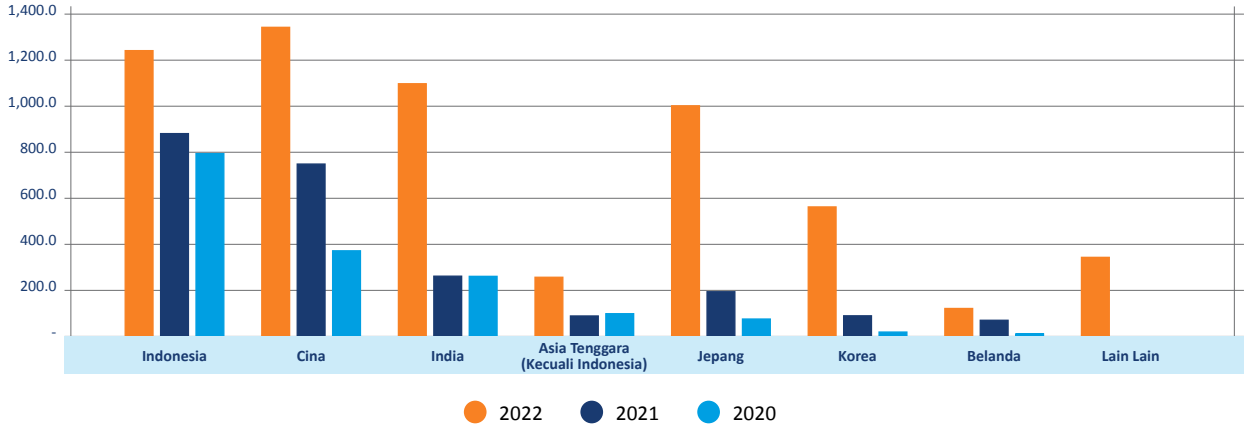

Dalam juta USD, kecuali dinyatakan lain

In million USD, unless otherwise stated

Pendapatan berdasarkan lokasi geografis	2022	2021	2020	Revenue based on geographic location
Indonesia	1,222.4	859.7	772.2	Indonesia
Cina	1,324.3	726.6	347.4	Cina
India	1,113.6	236.5	235.8	India
Asia Tenggara (tidak termasuk Indonesia)	231.8	62.6	72.5	Asia Tenggara (exclude Indonesia)
Jepang	981.2	168.5	49.2	Jepang
Korea	598.8	63.3	17.8	Korea
Belanda	165.3	43.8	7.4	Belanda
Lain-lain	318.8	3.9	5.0	Lain-lain
Jumlah	**5,956.2**	**2,164.9**	**1,507.3**	**Total**

Beban Pokok Penjualan
Cost of Revenues

Dalam juta USD, kecuali dinyatakan lain

In million USD, unless otherwise stated

Beban Pokok Penjualan Per Segmen	2022	Kontribusi Contribution	2021	Kontribusi Contribution	2020	Kontribusi Contribution	Kenaikan (Penurunan) Increase (Decrease) 2022 vs 2021	Kenaikan (Penurunan) Increase (Decrease) 2021 vs 2020	Cost of Revenues Per Segment
Pertambangan & perdagangan batubara	3,119.4	94.2%	1,102.8	87.3%	784.2	80.1%	182.9%	40.6%	Coal mining & trading
Penyediaan tenaga listrik & uap	28.9	0.9%	28.9	2.3%	79.6	8.1%	0.0%	(63.7%)	Power & steam generation
Perdagangan - bersih	129.5	3.9%	97.9	7.8%	83.8	8.6%	32.3%	16.8%	Trading - net
Penyediaan TV Berbayar & Internet	33.8	1.0%	31.8	2.5%	30.6	3.1%	6.3%	3.9%	Pay TV & internet
Lain-lain	1.1	0.0%	1.4	0.1%	1.2	0.1%	(21.4)	16.7%	Others
Jumlah	**3,312.7**	**100.0%**	**1,262.8**	**100.0%**	**979.4**	**100.0%**	**162.3%**	**28.9%**	**Total**

Pada tahun 2022, beban pokok penjualan Grup mencapai USD 3.312,7 juta, atau naik 162,3% dibandingkan beban pokok penjualan tahun 2021 yang sebesar USD 1.262,8 juta. Kenaikan beban pokok penjualan disebabkan terutama oleh peningkatan beban pokok penjualan dari bisnis pertambangan & perdagangan batu bara sebesar USD 2.016,6 juta terutama disebabkan karena dikonsolidasikannya laporan keuangan konsolidasian Dampier Coal (Queensland) Pty. Ltd. ke dalam laporan keuangan konsolidasian Perseroan sejak bulan Mei 2022.

In 2022, the Group's cost of revenues amounted to USD 3,312.7 million or increased by 162.3% compared to the cost of revenues in 2021 of USD 1,262.8 million. The increase in the cost of revenues was primarily caused by the increase of cost of revenues from the coal mining & trading business by USD 2,016.6 million mainly as a result of consolidating the financial statements of Dampier Coal (Queensland) Pty. Ltd. into the Company's consolidated financial statements since May 2022.

Pada tahun 2021, beban pokok penjualan Grup mencapai USD 1.262,8 juta, atau naik 28,9% dibandingkan beban pokok penjualan tahun 2020 yang sebesar USD 979,4 juta. Kenaikan beban pokok penjualan disebabkan terutama oleh peningkatan beban pokok penjualan dari bisnis pertambangan & perdagangan batu bara sebesar USD 318,6 juta, dikurangi dengan penurunan beban pokok penjualan dari bisnis penyediaan tenaga uap dan listrik sebesar USD 50,7 juta.

In 2021, the Group's cost of revenues amounted to USD 1,262.8 million or increased by 28.9% compared to the cost of revenues in 2020 of USD 979.4 million. The increase in the cost of revenues was primarily caused by the increase of cost of revenues from the coal mining & trading business by USD 318.6 million, net-off by the decrease in the cost of revenues from the power & steam generation business by USD 50.7 million.

Laba Kotor

Grup membukukan laba kotor sebesar USD 2.643,4 juta pada tahun 2022, meningkat 193,0% jika dibandingkan dengan tahun 2021 yaitu sebesar USD 902,1 juta. Margin laba kotor pada tahun 2022 sebesar 44,4% naik dibandingkan dengan tahun 2021 yang sebesar 41,7%.

Gross Profit

The Group recorded a gross profit of USD 2,643.4 million in 2022, increased by 193.0% compared to that in 2021, which was USD 902.1 million. The gross profit margin 2022 was 44.4%, increased compared to 2021 which was 41.7%.

Grup membukukan laba kotor sebesar USD 902,1 juta pada tahun 2021, meningkat 70,9% jika dibandingkan dengan tahun 2020 yaitu sebesar USD 527,9 juta. Margin laba kotor pada tahun 2021 sebesar 41,7% naik dibandingkan dengan tahun 2020 yang sebesar 35,0%.

The Group recorded a gross profit of USD 902.1 million in 2021, increased by 70.9% compared to that in 2020, which was USD 527.9 million. The gross profit margin 2021 was 41.7%, increased compared to 2020 which was 35.0%.

Beban Usaha

Operating Expenses

Dalam juta USD, kecuali dinyatakan lain

In million USD, unless otherwise stated

Beban Usaha	2022	Kontribusi Contribution	2021	Kontribusi Contribution	2020	Kontribusi Contribution	Kenaikan (Penurunan) Increase (Decrease) 2022 vs 2021	Kenaikan (Penurunan) Increase (Decrease) 2021 vs 2020	Operating Expenses
Beban penjualan	498.3	57.9%	250.9	62.0%	224.1	63.3%	98.6%	12.0%	Selling expenses
Beban umum dan administrasi	361.8	42.0%	152.2	37.6%	129.9	36.7%	137.7%	17.2%	General and administrative expenses
Beban eksplorasi	0.8	0.1%	1.9	0.5%	0.3	0.1%	(60.6%)	533.3%	Exploration costs
Jumlah Beban Usaha	**860.9**	**100.0%**	**405.0**	**100.0%**	**354.3**	**100.0%**	**112.6%**	**14.3%**	**Total Operating Expenses**

Beban usaha Grup terdiri dari beban penjualan, beban umum dan administrasi, dan beban eksplorasi.

The Group's operating expenses consisted of selling expenses, general and administrative expenses, and exploration expenses.

Pada tahun 2022, Grup mencatat beban usaha sebesar USD 860,9 juta atau meningkat sebesar 112,6% dari beban usaha tahun 2021 sebesar USD 405,0 juta. Peningkatan tersebut terutama disebabkan oleh peningkatan beban penjualan sebesar USD 247,4 juta dan beban umum dan administrasi sebesar USD 209,6 juta.

In 2022, the Group recorded operating expenses of USD 860.9 million or increased by 112.6% from the operating expenses in 2021 of USD 405.0 million. The increase was mainly due to the increase in selling expenses of USD 247.4 million and general and administrative expenses of USD 209.6 million.

Peningkatan beban penjualan pada tahun 2022 terutama disebabkan oleh peningkatan beban ongkos angkut sebesar USD 180,7 juta, peningkatan beban pemasaran dan komunikasi sebesar USD 36,1 juta, peningkatan beban asuransi sebesar USD 18,4 juta, dan peningkatan biaya jasa *stockpile* sebesar USD 9,0 juta.

The increase in selling expenses in 2022 was mainly due to the increase of freight charges of USD 180.7 million, increase of marketing and communication expenses of USD 36.1 million, increase of insurance expenses of USD 18.4 million, and increase of stockpile services fee by USD 9.0 million.

Peningkatan beban umum dan administrasi pada tahun 2022 disebabkan terutama oleh peningkatan beban gaji dan tunjangan karyawan sebesar USD 85,4 juta, peningkatan beban pajak dan perijinan sebesar USD 62,0 juta, peningkatan beban jasa profesional sebesar USD 40,0 juta, dan peningkatan beban asuransi sebesar USD 20,0 juta.

The increase in general and administrative expenses in 2022 was primarily due to the increase in salaries and allowances by USD 85.4 million, increase in tax and licensing expenses by USD 62.0 million, increase in professional fees by USD 40.0 million, and increase in insurance expenses by USD 20.0 million.

Pada tahun 2021, Grup mencatat beban usaha sebesar USD 405,0 juta atau meningkat sebesar 14,3% dari beban usaha tahun 2020 sebesar USD 354,3 juta. Peningkatan tersebut terutama disebabkan oleh peningkatan beban penjualan sebesar USD 26,8 juta dan beban umum dan administrasi sebesar USD 22,3 juta.

In 2021, the Group recorded operating expenses of USD 405.0 million or increased by 14.3% from the operating expenses in 2020 of USD 354.3 million. The increase was mainly due to the increase in selling expenses by USD 26.8 million and general and administrative expenses by USD 22.3 million.

Peningkatan beban penjualan pada tahun 2021 terutama disebabkan oleh peningkatan beban ongkos angkut sebesar USD 34,7 juta, dikurangi dengan penurunan biaya jasa *stockpile* sebesar USD 5,6 juta dan penurunan beban asuransi sebesar USD 5,4 juta.

The increase in selling expenses in 2021 was mainly due to the increase of freight charges by USD 34.7 million, net-off by the decrease of stockpile services fee by USD 5.6 million and the decrease of insurance expenses by USD 5.4 million.

Peningkatan beban umum dan administrasi pada tahun 2021 disebabkan terutama oleh peningkatan beban gaji dan tunjangan karyawan sebesar USD 21,6 juta.

The increase in general and administrative expenses in 2021 was primarily due to the increase of salaries and allowances by USD 21.6 million.

Penghasilan (Beban) Lain-Lain

Penghasilan (beban) lain-lain terutama berasal dari pendapatan bunga, beban bunga, keuntungan (kerugian) selisih kurs mata uang asing, dan ekuitas pada rugi bersih investasi.

Other Income (Expenses)

Other income (expenses) was derived from interest income, interest expense, gain (loss) on foreign exchange, and share in net losses of investment.

Grup mencatatkan beban lain-lain bersih sebesar USD 176,8 juta pada tahun 2022 atau naik 50,2% jika dibandingkan dengan tahun 2021 yang sebesar USD 117,7 juta. Kenaikan beban lain-lain bersih Grup terutama disebabkan oleh kenaikan beban bunga sebesar USD 89,5 juta, dikurangi dengan kenaikan pendapatan bunga sebesar USD 14,2 juta dan penurunan ekuitas pada rugi bersih investasi sebesar USD 11,7 juta.

The Group recorded other expenses - net of USD 176.8 million in 2022 or increased by 50.2% compared to USD 117.7 million recorded in 2021. The increase of the Group's other expenses - net, was mainly due to increase of interest expense by USD 89.5 million, net-off with the increase of interest income by USD 14.2 million and decrease of share in net losses of investees by USD 11.7 million.

Grup mencatatkan beban lain-lain bersih sebesar USD 117,7 juta pada tahun 2021 atau turun 34,2% jika dibandingkan dengan tahun 2020 yang sebesar USD 179,0 juta. Penurunan beban lain-lain bersih Grup terutama disebabkan karena di tahun 2020 terdapat rugi pelepasan investasi entitas anak sebesar USD 70,1 juta sehubungan dengan pengalihan saham PT Datang DSSP Power Indonesia kepada Datang Overseas (Hong Kong) Energy Investment Co., Limited.

The Group recorded other expenses - net of USD 117.7 million in 2021 or decreased by 34.2% compared to USD 179.0 million recorded in 2020. The decrease of the Group's other expenses - net, was mainly due to the loss on sales of investment in subsidiaries in 2020 of USD 70.1 million in relation to the divestment of PT Datang DSSP Power Indonesia to Datang Overseas (Hong Kong) Energy Investment Co., Limited.

Beban Pajak

Beban pajak mengalami kenaikan dari USD 114,1 juta di tahun 2021 menjadi USD 302,2 juta di tahun 2022, terutama disebabkan oleh kenaikan beban pajak kini sebesar USD 383,2 juta, dikurangi dengan penurunan beban pajak tangguhan sebesar USD 195,1 juta.

Tax Expense

Tax expense increased from USD 114.1 million in 2021 to USD 302.2 million in 2022, mainly due to the increase of current tax expense by USD 383.2 million, net-off with the decrease of deferred tax expense by USD 195.1 million.

Beban pajak mengalami kenaikan dari USD 52,5 juta di tahun 2020 menjadi USD 114,1 juta di tahun 2021, terutama disebabkan oleh kenaikan beban pajak kini sebesar USD 63,4 juta.

Tax expense increased from USD 52.5 million in 2020 to USD 114.1 million in 2021, mainly due to the increase of current tax expense by USD 63.4 million.

Penghasilan (Rugi) Komprehensif Lain

Penghasilan (rugi) komprehensif lain terutama terdiri dari keuntungan (kerugian) yang belum direalisasi atas perubahan nilai wajar investasi, ekuitas pada penghasilan komprehensif lain ventura bersama, selisih kurs penjabaran laporan keuangan, dan kerugian atas perubahan nilai wajar lindung nilai arus kas.

Other Comprehensive Income (Loss)

Other comprehensive income (loss) was mainly attributable to unrealized gain (loss) on change in fair value of investments, share of other comprehensive income of a joint venture, foreign exchange differences arising from financial statements translation, and loss on change in fair value of cash flow hedge.

Grup mencatatkan rugi komprehensif lain sebesar USD 149,2 juta pada tahun 2022, atau mengalami penurunan sebesar 992,3%

The Group recorded other comprehensive loss of USD 149.2 million in 2022 or decreased by 992.3% compared to other comprehensive

dibandingkan dengan tahun 2021 yang mencatatkan penghasilan komprehensif lain sebesar USD 16,7 juta. Penurunan tersebut terutama disebabkan karena di tahun 2022 Grup mencatatkan kerugian yang belum direalisasi atas perubahan nilai wajar investasi sebesar USD 129,6 juta dan kerugian atas perubahan nilai wajar lindung nilai arus kas sebesar USD 19,4 juta, sedangkan di tahun 2021 Grup mencatatkan keuntungan yang belum direalisasi atas perubahan nilai wajar investasi sebesar USD 62,3 juta, dikurangi dengan ekuitas pada penghasilan komprehensif lain ventura bersama sebesar USD 35,8 juta dan kerugian selisih kurs penjabaran laporan keuangan sebesar USD 10,2 juta.

income of USD 16.7 million recorded in 2021. The decrease was mainly because in 2022 the Group recorded unrealized loss on change in fair value of investments of USD 129.6 million and loss on change in fair value of cash flow hedge of USD 19.4 million, while in 2021 the Group recorded unrealized gain on change in fair value of investments of USD 62.3 million, net-off with the share of other comprehensive income of a joint venture of USD 35.8 million and the foreign exchange differences loss arising from financial statements translation of USD 10.2 million.

Grup mencatatkan penghasilan komprehensif lain sebesar USD 16,7 juta pada tahun 2021, atau mengalami kenaikan sebesar 221,2% dibandingkan dengan tahun 2020 yang mencatatkan rugi komprehensif lain sebesar USD 13,8 juta. Kenaikan tersebut terutama disebabkan karena di tahun 2021 Grup mencatatkan keuntungan yang belum direalisasi atas perubahan nilai wajar investasi sebesar USD 62,3 juta, dikurangi dengan ekuitas pada penghasilan komprehensif lain ventura bersama sebesar USD 35,8 juta dan kerugian selisih kurs penjabaran laporan keuangan sebesar USD 10,2 juta, sedangkan di tahun 2020 Grup mencatatkan kerugian yang belum direalisasi atas perubahan nilai wajar investasi sebesar USD 48,1 juta, dikurangi dengan keuntungan selisih kurs penjabaran laporan keuangan sebesar USD 28,4 juta.

The Group recorded other comprehensive income of USD 16.7 million in 2021 or increased by 221.2% compared to other comprehensive loss of USD 13.8 million recorded in 2020. The increase was mainly because in 2021 the Group recorded unrealized gain on change in fair value of investments of USD 62.3 million, net-off with the share of other comprehensive income of a joint venture of USD 35.8 million and the foreign exchange differences loss arising from financial statements translation of USD 10.2 million, while in 2020 the Group recorded unrealized loss on change in fair value of available for sale investments of USD 48.1 million, net-off with the foreign exchange differences gain arising from financial statements translation of USD 28.4 million.

Penghasilan Komprehensif Tahun Berjalan

Grup mencatatkan penghasilan komprehensif tahun berjalan sebesar USD 1.154,3 juta pada tahun 2022, atau mengalami kenaikan sekitar 309,3% dibandingkan dengan tahun 2021 yang mencatatkan penghasilan komprehensif tahun berjalan sebesar USD 282,0 juta. Margin penghasilan komprehensif tahun berjalan di 2022 sebesar 19,4% meningkat dibandingkan dengan margin laba komprehensif tahun 2021 yang sebesar 13,0%.

Comprehensive Income for the Year

The Group recorded comprehensive income for the year of USD 1,154.3 million in 2022 or increased by 309.3% compared to that in 2021, which recorded comprehensive income for the year of USD 282.0 million. The margin of comprehensive income for the year 2022 was 19.4% which increased compared to the margin of comprehensive income for the year of 2021 of 13.0%.

Grup mencatatkan penghasilan komprehensif tahun berjalan sebesar USD 282,0 juta pada tahun 2021, atau mengalami kenaikan sekitar 493,3% dibandingkan dengan tahun 2020 yang mencatatkan rugi komprehensif tahun berjalan sebesar USD 71,7 juta. Margin penghasilan komprehensif tahun berjalan di 2021 sebesar 13,0% meningkat dibandingkan dengan margin rugi komprehensif tahun 2020 yang sebesar 4,8%.

The Group recorded comprehensive income for the year of USD 282.0 million in 2021 or increased by 493.3% compared to that in 2020, which recorded a comprehensive loss for the year of USD 71.7 million. The margin of comprehensive income for the year of 2021 was 13.0% which increased compared to the margin of comprehensive loss for the year of 2020 of 4.8%.

Arus Kas

Cash Flows

Dalam juta USD, kecuali dinyatakan lain

In million USD, unless otherwise stated

Laporan Arus Kas	2022	2021	2020	Kenaikan (Penurunan) Increase (Decrease) 2022 vs 2021	Kenaikan (Penurunan) Increase (Decrease) 2021 vs 2020	Statements of Cash Flows
Kas Bersih Diperoleh dari Aktivitas Operasi	2,092.2	437.0	327.6	378.8%	33.4%	Net Cash Provided by Operating Activities
Kas Bersih Diperoleh dari (Digunakan untuk) Aktivitas Investasi	(1,726.5)	(211.0)	7.4	(718.2%)	(2951.4%)	Net Cash Provided by (Used in) Investing Activities
Kas Bersih Diperoleh dari (Digunakan untuk) Aktivitas Pendanaan	207.1	(315.0)	(49.6)	165.7%	(535.1%)	Net Cash Provided by (Used in) Financing Activities
KENAIKAN (PENURUNAN) BERSIH KAS DAN SETARA KAS	**572.8**	**(89.0)**	**285.4**	**743.6%**	**(131.2%)**	**NET INCREASE (DECREASE) IN CASH AND CASH EQUIVALENTS**

Laporan Arus Kas	2022	2021	2020	Kenaikan (Penurunan) Increase (Decrease) 2022 vs 2021	Kenaikan (Penurunan) Increase (Decrease) 2021 vs 2020	Statements of Cash Flows
KAS DAN SETARA KAS AWAL TAHUN	**521.4**	**611.0**	**325.9**	**(14.7%)**	**87.5%**	**CASH AND CASH EQUIVALENTS AT THE BEGINNING OF THE YEAR**
Pengaruh perubahan kurs mata uang asing	(9.5)	(0.6)	(0.3)	(1.483.3%)	(100.0%)	Effect of foreign exchange rate changes
KAS DAN SETARA KAS AKHIR TAHUN	**1,084.7**	**521.4**	**611.0**	**108.0%**	**(14.7%)**	**CASH AND CASH EQUIVALENTS AT THE END OF THE YEAR**

Pada tahun 2022, Grup mencatatkan arus kas positif sebesar USD 572,8 juta. Posisi arus kas positif tersebut disebabkan terutama oleh dikontribusi oleh arus kas positif yang diperoleh dari aktivitas operasi dan pendanaan masing-masing sebesar USD 2.092,2 juta dan USD 207,1 juta, dengan arus kas negatif yang digunakan untuk aktivitas investasi sebesar USD 1.726,5 juta.

In 2022, the Group recorded positive cash flow of USD 572.8 million. The positive cash flow was contributed by the positive cash flow received from operating and financing activities amounted to USD 2,092.2 million and USD 207.1 million, respectively, net-off with the negative cash flow used in investing activities amounted to USD 1,726.5 million.

Pada tahun 2021, Grup mencatatkan arus kas negatif sebesar USD 89,0 juta. Posisi arus kas negatif tersebut disebabkan terutama oleh dikurangi antara arus kas positif yang diperoleh dari aktivitas operasi sebesar USD 437,0 juta, dengan arus kas negatif yang digunakan untuk aktivitas investasi dan pendanaan masing-masing sebesar USD 211,0 juta dan USD 315,0 juta.

In 2021, the Group recorded negative cash flow of USD 89.0 million. The negative cash flow was contributed by the positive cash flow received from operating activities amounted to USD 437.0 million, net-off with the negative cash flow used in investing and financing activities amounted to USD 211.0 million and USD 315.0 million, respectively.

Arus Kas dari Aktivitas Operasi

Kas bersih yang diperoleh Grup dari aktivitas operasi pada tahun 2022 adalah sebesar USD 2.092,2 juta. Arus kas positif Grup dari aktivitas operasi pada tahun 2022 tersebut meningkat 378,8% jika dibandingkan dengan tahun 2021 yang mencatatkan arus kas positif dari aktivitas operasi sebesar USD 437,0 juta. Kenaikan tersebut disebabkan terutama karena kenaikan penerimaan dari pelanggan sebesar USD 4.023,2 juta, dikurangi dengan kenaikan pembayaran kepada kontraktor, pemasok, dan lainnya sebesar USD 2.020,8 juta, dan kenaikan pembayaran pajak penghasilan badan sebesar USD 260,2 juta.

Cash Flows from Operating Activities

Net cash provided by the Group from operating activities in 2022 amounted to USD 2,092.2 million. The Group's net positive cash flow from operating activities in 2022 increased by 378.8% compared to 2021 that recorded positive cash flow from operating activities of USD 437.0 million. The increase was primarily contributed by the increase in the receipt from customers by USD 4,023.2 million, net-off with the increase in payments to contractors, suppliers, and others by USD 2,020.8 million, and increase of payments of corporate income tax by USD 260.2 million.

Kas bersih yang diperoleh Grup dari aktivitas operasi pada tahun 2021 adalah sebesar USD 437,0 juta. Arus kas positif Grup dari aktivitas operasi pada tahun 2021 tersebut meningkat 33,4% jika dibandingkan dengan tahun 2020 yang mencatatkan arus kas positif dari aktivitas operasi sebesar USD 327,6 juta. Kenaikan tersebut disebabkan terutama karena kenaikan penerimaan dari pelanggan sebesar USD 537,3 juta, dikurangi dengan kenaikan pembayaran kepada kontraktor, pemasok, dan lainnya sebesar USD 372,5 juta, dan kenaikan pembayaran pajak penghasilan badan sebesar USD 36,8 juta.

Net cash provided by the Group from operating activities in 2021 amounted to USD 437.0 million. The Group's net positive cash flow from operating activities in 2021 increased by 33.4% compared to 2020 that recorded positive cash flow from operating activities of USD 327.6 million. The increase was primarily contributed by the increase in the receipt from customers by USD 537.3 million, net-off with the increase in payments to contractors, suppliers, and others by USD 372.5 million, and increase of payments of corporate income tax by USD 36.8 million.

Arus Kas Untuk Aktivitas Investasi

Kas bersih Grup yang digunakan untuk aktivitas investasi pada tahun 2022 adalah sebesar USD 1.726,5 juta, naik 718,2% dibandingkan dengan tahun 2021 yang mencatatkan kas bersih yg digunakan untuk aktivitas investasi sebesar USD 211,0 juta, disebabkan terutama karena kenaikan penambahan investasi jangka panjang sebesar USD 101,1 juta, kenaikan penambahan aset tetap sebesar USD 101,4 juta, pembayaran imbalan yang ditangguhkan sebesar USD 100,0 juta, dan pembayaran atas akuisisi entitas anak setelah dikurangi saldo kas dan setara kas pada tanggal akuisisi sebesar USD 1.223,4 juta.

Cash Flows for Investing Activities

The Group's net cash used in investing activities in 2022 amounted to USD 1,726.5 million, increased by 718.2% compared to 2021 that recorded net cash flows used in investing activities amounted to USD 211.0 million, mainly due to the increase of addition in long-term investments by USD 101.1 million, increase of acquisitions of property, plant and equipment by USD 101.4 million, payment of deferred consideration amounted to USD 100.0 million, and payment for acquisition of a subsidiary net-off cash and cash equivalent balance at acquisition date amounted to USD 1,223.4 million.

Kas bersih Grup yang digunakan untuk aktivitas investasi pada tahun 2021 adalah sebesar USD 211,0 juta, naik 2.951,4% dibandingkan dengan tahun 2020 yang mencatatkan kas bersih yg diperoleh dari aktivitas investasi sebesar USD 7,4 juta, disebabkan terutama karena di tahun 2020 terdapat penerimaan dari pelepasan investasi dalam saham entitas anak sebesar USD 283,2 juta sehubungan dengan pengalihan saham PT Datang DSSP Power Indonesia dan entitas anak kepada Datang Overseas (Hong Kong) Energy Investment Co., Limited, kenaikan penambahan investasi jangka panjang di 2021 sebesar USD 94,5 juta, dan kenaikan penambahan aset pertambangan di 2021 sebesar USD 42,2 juta, dikurangi dengan penurunan penempatan investasi jangka pendek di 2021 sebesar USD 75,1 juta, serta adanya pembayaran di 2020 atas pembayaran kepada kontraktor sehubungan dengan perjanjian konsesi jasa, dan akuisisi entitas anak setelah dikurangi saldo kas dan setara kas pada tanggal akuisisi masing-masing sebesar USD 55,7 juta dan USD 50,2 juta.

The Group's net cash used in investing activities in 2021 amounted to USD 211.0 million, increased by 2,951.4% compared to 2020 that recorded net cash flows provided by investing activities amounted to USD 7.4 million, mainly due to in 2020 there were proceeds from the sale of investments in shares of subsidiaries amounted to USD 283.2 million in relation to the divestment of PT Datang DSSP Power Indonesia and its subsidiaries to Datang Overseas (Hong Kong) Energy Investment Co., Limited, increase of addition in long-term investments in 2021 by USD 94.5 million, and increase of addition in mine properties in 2021 by USD 42.2 million, net-off with the decrease of placement in short-term investments in 2021 by USD 75.1 million, and there were payments in 2020 to contractors in relation to service concession agreements, and for the acquisition of subsidiaries net-off cash and cash equivalent balance at the acquisition date amounted to USD 55.7 million and USD 50.2 million, respectively.

Arus Kas Untuk Aktivitas Pendanaan

Kas bersih Grup yang diperoleh dari aktivitas pendanaan pada tahun 2022 adalah sebesar USD 207,1 juta, naik 165,7% dibandingkan dengan tahun 2021 yang mencatatkan arus kas yang digunakan untuk aktivitas pendanaan sebesar USD 315,0 juta. Kenaikan ini disebabkan terutama oleh kenaikan penerimaan utang bank dan lembaga keuangan jangka panjang sebesar USD 965,0 juta, setoran modal saham entitas anak dari kepentingan nonpengendali sebesar USD 277,5 juta, dikurangi dengan kenaikan pembayaran dividen entitas anak kepada kepentingan nonpengendali sebesar USD 210,2 juta, penurunan penerimaan bersih dari penerbitan *Senior Secured Notes* sebesar USD 186,6 juta, kenaikan pembayaran bunga sebesar USD 95,3 juta, dan kenaikan pembayaran akusisi saham entitas anak dari kepentingan nonpengendali yang tidak mengakibatkan kehilangan pengendalian sebesar USD 240,4 juta.

Cash Flows for Financing Activities

The Group's net cash provided by financing activities in 2022 was amounted to USD 207.1 million, increased by 165.7% compared to 2021 that recorded net cash flow used in financing activities amounted to USD 315.0 million. The increase was mainly due to increase of proceeds from long-term loan from banks and financial institutions by USD 965.0 million, paid-up capital of subsidiaries from non-controlling interests amounted to USD 277.5 million, net-off with increase of dividends of subsidiaries paid to non-controlling interests by USD 210.2 million, decrease of net proceeds from the issuance of Senior Secured Notes by USD 186.6 million, increase of payment of interest by USD 95.3 million, and increase of acquisition of noncontrolling interests of a subsidiary without a change in control by USD 240.4 million.

Kas bersih Grup yang digunakan untuk aktivitas pendanaan pada tahun 2021 adalah sebesar USD 315,0 juta, naik 535,1% dibandingkan dengan tahun 2020 yang mencatatkan arus kas yang digunakan untuk aktivitas pendanaan sebesar USD 49,6 juta. Kenaikan ini disebabkan terutama oleh adanya penerimaan bersih dari penerbitan *Senior Secured Notes* sebesar USD 119,1 juta, dikurangi dengan kenaikan pembayaran utang bank dan lembaga keuangan jangka panjang sebesar USD 67,5 juta, penurunan penerimaan utang bank dan lembaga keuangan jangka panjang sebesar USD 161,1 juta, kenaikan pembayaran dividen entitas anak kepada kepentingan nonpengendali sebesar USD 87,5 juta, kenaikan pembayaran bersih utang lain-lain kepada pihak ketiga sebesar USD 28,8 juta, dan penurunan penerimaan utang bank dan lembaga keuangan jangka pendek - bersih sebesar USD 31,5 juta.

The Group's net cash used in financing activities in 2021 amounted to USD 315.0 million, increased by 535.1% compared to 2020 that recorded net cash flow used in financing activities amounted to USD 49.6 million. The increase was mainly due to the net proceeds from the issuance of Senior Secured Notes amounted to USD 119.1 million, net-off with increase of payment for long-terms loan to banks and financial institutions by USD 67.5 million, a decrease of proceeds from the long-term loan to banks and financial institutions by USD 161.1 million, an increase of dividends of subsidiaries paid to non-controlling interests by USD 87.5 million, increase of net payment of other accounts payable to third party amounted to USD 28.86 million, and decrease of proceeds from short-term bank loans - net by USD 31.5 million.

Rasio Keuangan

Financial Ratios

Rasio Ratios	Unit	2022	2021	2020	2019	2018
Rasio Laba (Rugi) terhadap Aset Return-on-Assets	(%)	20.3%	8.8%	-2.0%	1.9%	3.6%
Rasio Laba (Rugi) terhadap Ekuitas Return-on-Equity	(%)	43.6%	15.2%	-3.6%	4.4%	8.0%
Margin Laba Kotor Gross Profit Margin	(%)	44.4%	41.7%	35.0%	34.8%	35.5%
Margin Laba Bersih Net Profit Margin	(%)	21.9%	12.3%	-3.8%	4.3%	6.8%

Rasio Ratios	Unit	2022	2021	2020	2019	2018
Rasio Lancar Current Ratio	(%)	136.0%	170.2%	155.3%	129.7%	121.9%
Rasio Liabilitas terhadap Aset Liabilities-to-Assets Ratio	(%)	53.5%	41.9%	45.2%	56.0%	55.3%
Rasio Liabilitas terhadap Ekuitas Liabilities-to-Equity Ratio	(%)	114.9%	72.0%	82.5%	127.0%	123.8%
Tingkat Perputaran Persediaan Inventory Turnover	(x)	18.3	14.9	12.6	15.4	15.4
Tingkat Perputaran Aset Tetap Fixed Assets Turnover	(x)	6.3	5.0	3.4	3.9	4.1
Tingkat Perputaran Aset Total Total Assets Turnover	(x)	1.3	0.7	0.5	0.5	0.6

Kemampuan Membayar Utang

Grup merujuk pada rasio likuiditas dan rasio solvabilitas untuk mengukur kemampuan penyelesaian kewajiban.

Rasio likuiditas menunjukkan kemampuan untuk memenuhi kewajiban keuangan yang harus segera dipenuhi. Rasio likuiditas yang digunakan Grup adalah Rasio Lancar, yaitu dengan mengukur kemampuan aktiva lancar Grup dalam membayar kewajiban jangka pendek. Pada tahun 2022, rasio lancar Grup adalah sebesar 136,0%, mengalami penurunan dari 170,2% pada tahun 2021. Penurunan ini terutama disebabkan karena kenaikan liabilitas jangka pendek sebagaimana telah dijelaskan di bagian bersangkutan.

Rasio solvabilitas dimaksudkan untuk mengukur sampai seberapa jauh aktiva atau modal Grup dapat membiayai pinjaman. Rasio solvabilitas yang digunakan Grup adalah Rasio Liabilitas terhadap Ekuitas dan Rasio Liabilitas terhadap Aset. Pada tahun 2022, Rasio Liabilitas terhadap Ekuitas dan Rasio Liabilitas terhadap Aset adalah sebesar 114,9% dan 53,5%, mengalami kenaikan dari 72,0% dan 41,9% pada tahun 2021. Kenaikan ini terutama disebabkan karena kenaikan liabilitas jangka pendek dan liabilitas jangka panjang sebagaimana telah dijelaskan di bagian bersangkutan.

Grup memiliki kemampuan untuk memenuhi kewajibannya pada tanggal jatuh tempo.

Solvency

The Group refers to the liquidity and solvency ratios to measure the ability to pay off its liabilities.

The liquidity ratio shows the ability to meet the financial obligations that must be met immediately. The liquidity ratio used by the Group is the Current Ratio, i.e., by measuring the ability of the Group's current assets to pay its short-term liabilities. In 2022, the Group's current ratio was 136.0%, decreased from 170.2% in 2021. The decrease was mainly due to an increase in current liabilities as described in the relevant section.

The solvency ratio is intended to measure to what extent the assets or capital of the Group can support the loan. The solvency ratios used by the Group are the Liabilities-to-Equity ratio and Liabilities-to-Asset ratio. In 2022, the Liabilities-to-Equity ratio and Liabilities-to-Asset ratio were 114.9% and 53.5%, increased from 72.0% and 41.9% in 2021, respectively. These increases were mainly due to an increase in current liabilities and noncurrent liabilities as described in the relevant section.

The Group has the capability to fulfill the payment of its obligations on the due dates.

Tingkat Kolektabilitas Piutang

Piutang Jangka Pendek

Receivables Collectability

Short-term Receivables

(kali) (times)	2022	2021	2020	2019	2018
Tingkat Kolektabilitas Piutang Usaha Receivables Collectibility	15.1	10.2	7.8	8.2	8.9

Rasio tingkat perputaran piutang usaha pada tahun 2022 sebesar 15,1 kali, mengalami kenaikan dibandingkan dengan 10,2 kali pada tahun 2021.

Grup tidak mempunyai masalah terkait kolektabilitas piutang usaha, karena sebagian besar dari piutang usaha Grup termasuk piutang lancar.

Pada tahun 2022, Grup mencadangkan USD 10,8 juta sebagai cadangan kerugian penurunan nilai untuk piutang usaha.

The Company's trade accounts receivable turnover ratio in 2022 was 15.1 times, increased compared to 10.2 times in 2021.

The Group does not have any issues related to the collectability of its trade accounts receivable, as most of the Group's receivables are classified as current receivables.

In 2022, the Group had reserved USD 10.8 million as allowance for impairment loss of trade accounts receivable.

Berdasarkan evaluasi terhadap kolektabilitas piutang usaha, manajemen berpendapat bahwa cadangan kerugian penurunan nilai cukup untuk menutup kemungkinan kerugian dari tidak tertagihnya piutang usaha. Manajemen juga berpendapat bahwa tidak terdapat risiko terkonsentrasi secara signifikan atas piutang usaha dari pihak ketiga.

Based on the evaluation of trade accounts receivable collectability, management believes that the allowance for impairment loss was adequate to cover the possibility of loss due to uncollectible receivables. Management also believes that there was no significant concentrated risk on trade accounts receivable from third parties.

Piutang Lain-Lain Jangka Panjang

Pada tanggal 31 Desember 2022, Grup tidak memiliki piutang usaha jangka panjang.

Grup memiliki piutang lain-lain jangka panjang sebesar USD 57,3 juta pada tanggal 31 Desember 2022, dimana angka piutang tersebut sudah dikurangi dengan cadangan kerugian penurunan nilai sebesar USD 28,2 juta. Berdasarkan evaluasi terhadap kolektabilitas piutang lain-lain jangka panjang, manajemen berpendapat bahwa cadangan kerugian penurunan nilai cukup untuk menutup kemungkinan kerugian dari tidak tertagihnya piutang lain-lain jangka panjang.

Long-term Other Receivables

As of December 31, 2022, the Group had no long-term trade receivables.

The Group had long-term other receivables amounted to USD 57.3 million as of December 31, 2022, which had already been netted-off with allowance for impairment of USD 28.2 million. Based on the evaluation of long-term other receivables collectability, management believes that the allowance for impairment loss was adequate to cover the possibility of loss due to uncollectible long-term other receivables.

Struktur Modal dan Kebijakan atas Struktur Modal

Capital Structure and Capital Structure Policy

Struktur Modal Capital Structure	2022		2021		2020	
	USD	%	USD	%	USD	%
Liabilitas Jangka Pendek Current Liabilities	1,667,438,300	25.9%	673,072,115	22.4%	724,504,586	25.0%
Liabilitas Jangka Panjang Non-current Liabilities	1,771,757,630	27.5%	586,791,322	19.5%	586,815,714	20.2%
Ekuitas Equity	2,991,983,988	46.5%	1,750,209,259	58.1%	1,588,910,322	54.8%
Total Liabilitas dan Ekuitas Total Liabilities and Equity	6,431,179,918	100.0%	3,010,072,696	100.0%	2,900,230,622	100.0%

Struktur Modal

Struktur modal Grup terutama berasal dari pendanaan jangka panjang. Per 31 Desember 2022, sebesar 27,6% dari modal merupakan liabilitas jangka panjang, sedangkan 46,5% merupakan ekuitas.

Rasio hutang jangka panjang dapat meningkat dalam beberapa tahun ke depan sehubungan dengan kemungkinan meningkatnya pinjaman bank untuk membiayai proyek-proyek baru.

Perseroan berpendapat bahwa struktur modal masih berada pada tingkat yang wajar dan sehat.

Capital Structure

The Group capital structure was primarily from long-term financing. As of December 31, 2022, 27.6% of the capital was non-current liabilities, while 46.5% was equity.

Long-term debt ratio may increase in the next few years due to the possibility of increasing bank loans to finance new projects.

The Company believes that its capital structure remained at a reasonable and healthy level.

Kebijakan atas Struktur Modal

Perseroan berkomitmen untuk mengoptimalkan struktur modal untuk membiayai aset tidak lancar sehingga diharapkan dapat memaksimalkan nilai pemegang saham.

Perseroan mengutamakan sumber pembiayaan belanja modal dan proyek-proyek baru dengan urutan sebagai berikut: kas internal, utang jangka pendek, utang jangka panjang, dan penerbitan saham baru.

Perseroan senantiasa berupaya memperhatikan hak-hak kreditur dengan memenuhi kewajiban pembayaran secara tepat waktu, menjaga rasio keuangan tertentu, dan menyediakan informasi yang dibutuhkan.

Capital Structure Policy

The Company is committed to optimizing its capital structure to finance non-current assets with the expectation to maximize shareholder value.

The Company prioritizes sources for financing the capital expenditures and new projects in the following order: internal cash, short-term debt, long-term debt, and issuance of new shares.

The Company seeks to always take into account the rights of creditors by meeting its payment obligations in a timely manner, maintaining certain financial ratios, and delivering the required information.

Perbandingan antara Target dan Pencapaian Tahun 2021 dan 2022, dan Target Tahun 2023

Comparison between Targets and Realization of 2021 and 2022, and Targets for 2023

	2023*)	2022		2021	
	Target	Target	Realisasi Realization	Target	Realisasi Realization
Keuangan / Financial					
Pendapatan Usaha (juta USD) Revenues (million USD)	N/A	2,348.8	5,956.1	1,598.0	2,164.9
Laba Tahun Berjalan (juta USD) Profit for the Year (million USD)	N/A	275.3	1,303.5	98.0	265.3
Rasio Utang terhadap Ekuitas Debt-to-Equity Ratio	N/A	80%	55%	80%	36%
Operasi / Operational					
Offtake Listrik Pembangkit Listrik *Captive*[1)] (MWh) Electricity Offtake from Captive Power Plants[1)] (MWh)	N/A	1,315,338.9	1,414,392.0	1,383,609.0	1,479,816.0
Offtake Uap Pembangkit Listrik *Captive*[1)] (GJ) Steam Offtake from Captive Power Plants[1)] (GJ)	N/A	11,487,264.9	13,062,495.0	13,936,733.0	14,238,588.0
Volume Penjualan Batu Bara[2)] (juta ton) Coal Sales Volume[2)] (million ton)	N/A	43.9	51.0	36.9	34.3
Jumlah *Home-Pass* Number of Home-Passes	N/A	1,471,237	1,739,635	1,207,081	1,129,237
Jumlah Pelanggan Number of Subscribers	N/A	301,489	304,410	229,049	216,508
Volume Penjualan Pupuk (ton) Fertilizer Sales Volume (ton)	N/A	209,958	154,516	322,500	215,204
Volume Penjualan Pestisida (kiloliter) Pesticide Sales Volume (kilolitres)	N/A	6,186,615	4,405,611	5,675	4,923
Volume Penjualan Bahan Kimia (ton) Chemical Sales Volume (ton)	N/A	117,988	119,154	97,000	89,458
Investasi Barang Modal Yang Signifikan[4)] / Significant Capital Expenditure[4)]					
Pertambangan Batu Bara[2)5)] (juta USD) Coal Mining[2)5)] (million USD)	N/A	75.1	181.0	35.9	61.3
Infrastruktur Multimedia[3)6)] (juta USD) Multimedia Infrastructure[3)6)] (million USD)	N/A	60.6	40.9	30.6	8.4
Jumlah (juta USD) Total (million USD)	N/A	135.7	221.9	66.5	69.7

Keterangan/Notes:

*) sehubungan dengan rencana aksi korporasi yang akan dilakukan pada Q2/Q3 2023, data tidak dapat dicantumkan di dalam Laporan Tahunan ini
*) in relation to the corporate action planned to be carried out in Q2/Q3 2023, data cannot be included in this Annual Report

1) dijalankan oleh Perseroan
2) terutama dijalankan oleh GEAR dan/atau entitas anaknya
3) dijalankan oleh PT Innovate Mas Indonesia dan PT Eka Mas Republik, keduanya entitas anak Perseroan
4) tidak terdapat ikatan material untuk investasi barang modal yang masih berjalan pada 31 Desember 2022
5) terutama untuk konstruksi pelabuhan, mesin dan alat berat, bangunan dan prasarana, dan infrastruktur
6) terutama untuk peralatan telekomunikasi
1) operated by the Company
2) mainly operated by GEAR and/or its subsidiaries
3) operated by PT Innovate Mas Indonesia and PT Eka Mas Republik, both of which are subsidiaries of the Company
4) there was no material commitment for capital expenditure as of December 31, 2022
5) mainly for port construction, machinery and heavy equipment, buildings and leasehold improvements, and infrastructure
6) mainly for telecommunication facilities

Kebijakan dan Pembagian Dividen

Perseroan dapat membagikan dividen hingga 30% dari laba bersih setelah pajak. Pembagian dividen mempertimbangkan kecukupan modal, rencana belanja modal, dan persyaratan pembiayaan, dengan memperhatikan peraturan perundang-undangan yang berlaku dan persetujuan para pemegang saham.

Sampai saat ini, Perseroan belum membagikan dividen kepada pemegang saham Perseroan, mengingat Perseroan masih memiliki kebutuhan dana yang cukup besar untuk membiayai proyek-proyek baru di entitas anak Perseroan.

Dividend Policy and Distribution

The Company may distribute dividends up to 30% of its net profit after tax. The distribution of dividends shall take into account capital adequacy, capital expenditure plan, as well as financial covenant, subject to the prevailing regulations and shareholders' approval.

To date, the Company has not distributed dividends to its shareholders, considering that the Company still requires substantial capital expenditures to finance new projects in the Company's subsidiaries.

Dampak Nilai Tukar Mata Uang Asing

Dampak nilai tukar mata uang asing timbul karena transaksi yang dilakukan dalam mata uang selain mata uang fungsional yang berasal dari aset dan liabilitas moneter dalam mata uang asing terutama mata uang Rupiah. Keuntungan/kerugian selisih kurs yang timbul dikreditkan/dibebankan pada laporan laba rugi dan penghasilan komprehensif lain konsolidasian.

Pada tanggal 31 Desember 2022, 31 Desember 2021, dan 31 Desember 2020, kurs konversi yakni kurs tengah Bank Indonesia untuk mata uang USD terhadap Rupiah masing-masing adalah sebesar Rp15.731 per USD, Rp14.269 per USD, dan Rp14.105 per USD.

Realisasi Penggunaan Dana Hasil Penawaran Umum

Seluruh dana hasil penawaran umum perdana Perseroan telah digunakan pada tahun 2009 untuk mengambilalih PT Bumi Kencana Eka Sakti (sekarang bernama GEMS), sebuah perusahaan yang bergerak dalam pertambangan batu bara.

Informasi dan Fakta Material yang Terjadi setelah Tanggal Laporan Akuntan

Pada tanggal 18 Maret 2023, Perseroan, Duchess Avenue Pte. Ltd. ("**Duchess**"), dan GEAR memperbaharui kesepakatan pelaksanaan terkait rencana restrukturisasi entitas anak Perseroan ("**Rencana Transaksi**") yang akan diajukan untuk mendapatkan persetujuan para pemegang saham independen pada RUPSLB Perseroan. Informasi lebih lanjut terkait Rencana Transaksi akan disampaikan melalui keterbukaan informasi Perseroan.

Informasi Kelangsungan Usaha

Pada tahun 2022, Perseroan telah melakukan evaluasi terhadap kelangsungan usaha Grup, dengan mempertimbangkan antara lain kinerja operasi dan keuangan, manajemen, ketersediaan sumber daya, masalah internal, dan perkara hukum yang dihadapi Grup.

Berdasarkan evaluasi yang telah dilakukan, Perseroan menilai bahwa pada tahun 2022, tidak terdapat hal-hal yang berpotensi berpengaruh signifikan terhadap kelangsungan usaha Grup.

Untuk melindungi risiko manajemen dan meminimalkan potensi kerugian akibat perubahan dan/atau kejadian-kejadian tidak terduga, Perseroan telah merancang strategi pengelolaan kegiatan operasional dan risiko usaha yang terkoordinasi dan terintegrasi secara strategis. Grup memiliki kemampuan dan sumber daya yang cukup memadai untuk mempertahankan keberlanjutan usaha di tahun-tahun mendatang.

Impact of Foreign Currency Exchange Rates

The impact of foreign currency exchange rates arose from transactions that were conducted in currencies other than the functional currency derived from assets and monetary liabilities denominated in foreign currencies, especially Rupiah. Gain/loss arose due to the difference in the exchange rate was credited/charged to the consolidated statements of profit or loss and other comprehensive income.

On December 31, 2022, December 31, 2021, and December 31, 2020, the conversion middle rate of Bank Indonesia for the USD against the Rupiah amounted to Rp15,731 per USD, Rp14,269 per USD, and Rp14,105 per USD, respectively.

Realization of the Use of Proceeds From Public Offering

All proceeds from the Company's initial public offering were already used in 2009 to take over PT Bumi Kencana Eka Sakti (now GEMS), a company engaged in coal mining.

Material Information and Facts Occurring after the Date of Independent Auditors' Report

On March 18, 2023, the Company, Duchess Avenue Pte. Ltd. ("**Duchess**"), and GEAR, have renewed the implementation agreement regarding the restructuring plan of the Company's subsidiaries (the "**Proposed Transaction**") which will be submitted for the approval of independent shareholders at the Company's EGMS. Further information regarding the Proposed Transaction will be conveyed through the Company's information disclosure.

Going Concern Information

In 2022, the Company had evaluated the continuity of the Group's business, taking into account, among others, the operational and financial performance, management, the availability of resources, internal problems, and legal cases faced by the Group.

Based on evaluations that have been conducted, the Company considers that in 2022 there were no matters that could potentially give a significant impact on the Group's business continuity.

To protect management risks and minimize potential losses due to changes and/or unforeseen events, the Company has designed a strategy for managing operational activities and business risks that are coordinated and strategically integrated. The Group has sufficient capabilities and resources to maintain business continuity in the coming years.

Penerapan Governansi Korporat

Corporate Governance Implementation

Perseroan menyadari bahwa GCG berperan penting untuk mendukung kemajuan dan keberlanjutan usaha Perseroan dalam jangka panjang. Oleh karena itu, Perseroan senantiasa berupaya menerapkan prinsip dan praktik-praktik GCG terbaik secara konsisten dan menyeluruh, yang tidak hanya berfokus pada pengelolaan internal, namun juga pada pengelolaan kepentingan dari para pemangku kepentingan.

Perseroan mengadopsi kerangka *Governance, Risk, and Compliance* (GRC) yang mengintegrasikan sistem governansi dengan sistem manajemen risiko dan kepatuhan terhadap peraturan perundang-undangan yang berlaku.

The Company realizes that GCG plays an important role in supporting the progress and sustainability of the Company's business in the long term. Therefore, the Company seeks to apply the best GCG principles and practices consistently and thoroughly, which not only focuses on internal management but also on managing the interests of stakeholders.

The Company adopts the Governance, Risk, and Compliance (GRC) framework that integrates corporate governance with risk management systems as well as compliance with prevailing laws and regulations.

Kerangka GRC
GRC Framework

GOVERNANSI

Mengelola perusahaan secara profesional dengan memastikan bahwa yang dilakukan meningkatkan nilai perusahaan dalam jangka panjang

Penerapan governansi di dalam Perseroan, antara lain sebagai berikut:
- Mensosialisasikan Kode Etik dan Budaya Perusahaan kepada seluruh karyawan
- Melakasanakan rapat gabungan, rapat Dewan Komisaris, rapat Direksi, rapat Komite Audit, dan rapat Komite Nominasi dan Remunerasi sesuai dengan yang telah dijadwalkan
- Melakukan evaluasi dan menyempurnakan kebijakan Perseroan secara berkala
- Menyelenggarakan RUPS dan Paparan Publik
- Mengumumkan keterbukaan informasi terkait kegiatan usaha Perseroan dan aksi korporasi kepada publik melalui situs web Perseroan, situs web BEI, dan/atau media lain sesuai peraturan perundang-undangan yang berlaku

KEPATUHAN

Memastikan bahwa aktivitas perusahaan dijalankan sesuai dengan peraturan yang berlaku

Penerapan kepatuhan di dalam Perseroan, antara lain sebagai berikut:
- Memastikan bahwa orang yang melaksanakan fungsi kepatuhan di dalam perusahaan bersikap independen dan tidak menjalankan fungsi lain yang dapat berpontensi menimbulkan benturan kepentingan
- Mendapatkan peraturan baru yang berlaku dan menganalisis dampak peraturan baru tersebut terhadap kegiatan usaha Perseroan
- Mematuhi peraturan yang berlaku yang relevan
- Memantau kelengkapan dan validitas izin usaha Perseroan

MANAJEMEN RISIKO

Memastikan bahwa risiko usaha utama telah diidentifikasi secara komprehensif dan di tangani secara efektif

Penerapan manajemen risiko di dalam Perseroan, antara lain sebagai berikut:
- Mengindetifikasi dan menganalisis risiko usaha yang mungkin terjadi
- Mengelola/menangani risiko dengan mempersiapkan langkah antisipasi dan/atau mitigasi risiko usaha
- Meningkatkan partisipasi karyawan dari berbagai dapartemen dalam manajemen risiko

GOVERNANCE

Manage the company professionally by ensuring that is activities will increase the value of the company in the long term

The implementation of governance within the company, among other, are as follows:
- Disseminating the Company's Code of Conduct and Corporate Culture to all employees
- Holding joint meetings, Board of Commissioners' meetings, Board of Directors' meetings, Audit Committe's meetings, and Nomination Committee's meetings as scheduled
- Conducting periodic evalutions and improvements to the Company's policies
- Holding of GMS and Public Expose
- Disclosing infomation related ti the Company's business and its corporate actions to the public through the Company's website, IDX's website, and/or other media according to prevaiing regulations

COMPLIANCE

Ensure that activities of the company are performed in accordance with applicable regulations

The implementation of compliance within the Company, among other, are as follows:
- Ensuring that the person who carries out the compliance functions within the Company is independent and does not perform other functions that could potentially lead to conflict of interest
- Obtaining regulation update and analyzing the impact on business activities of the Company
- Complying with the relevant prevailing regulations
- Monitoring the completeness and validity of business licenses

RISK MANAGEMENT

Ensure thet key business risks have been identified properly and addresed effectively

The implementation of risk management within the Company, among other, are as follows:
- Identifying and analyzing potential business risks
- Managing/handling risks by preparing anticipatory steps and/or business risk mitigation measures
- Increasing the participation of employees form various dapartement in risk management

Prinsip, Tujuan, dan Struktur Governansi Korporat

Corporate Governance Principles, Purpose, and Structure

Prinsip Governansi Korporat

Perseroan telah meninjau kembali kebijakan-kebijakan internal perusahaan untuk memastikan bahwa praktik governansi sejalan dengan 8 (delapan) prinsip governansi korporat Indonesia yang bersumber pada 4 (empat) pilar governansi korporat sebagaimana tercantum pada Pedoman Umum Governansi Korporat Indonesia (PUGKI) 2021 yang diterbitkan oleh Komite Nasional Kebijakan Governansi, sebagai berikut:

Principles of Corporate Governance

The Company has reviewed the company's internal policies to ensure that governance practices are in line with the 8 (eight) principles of Indonesian corporate governance sourced from the 4 (four) pillars of corporate governance as stated in the General Guidelines of Indonesian Corporate Governance (PUGKI) 2021 published by the National Committee on Governance Policy, as follows:

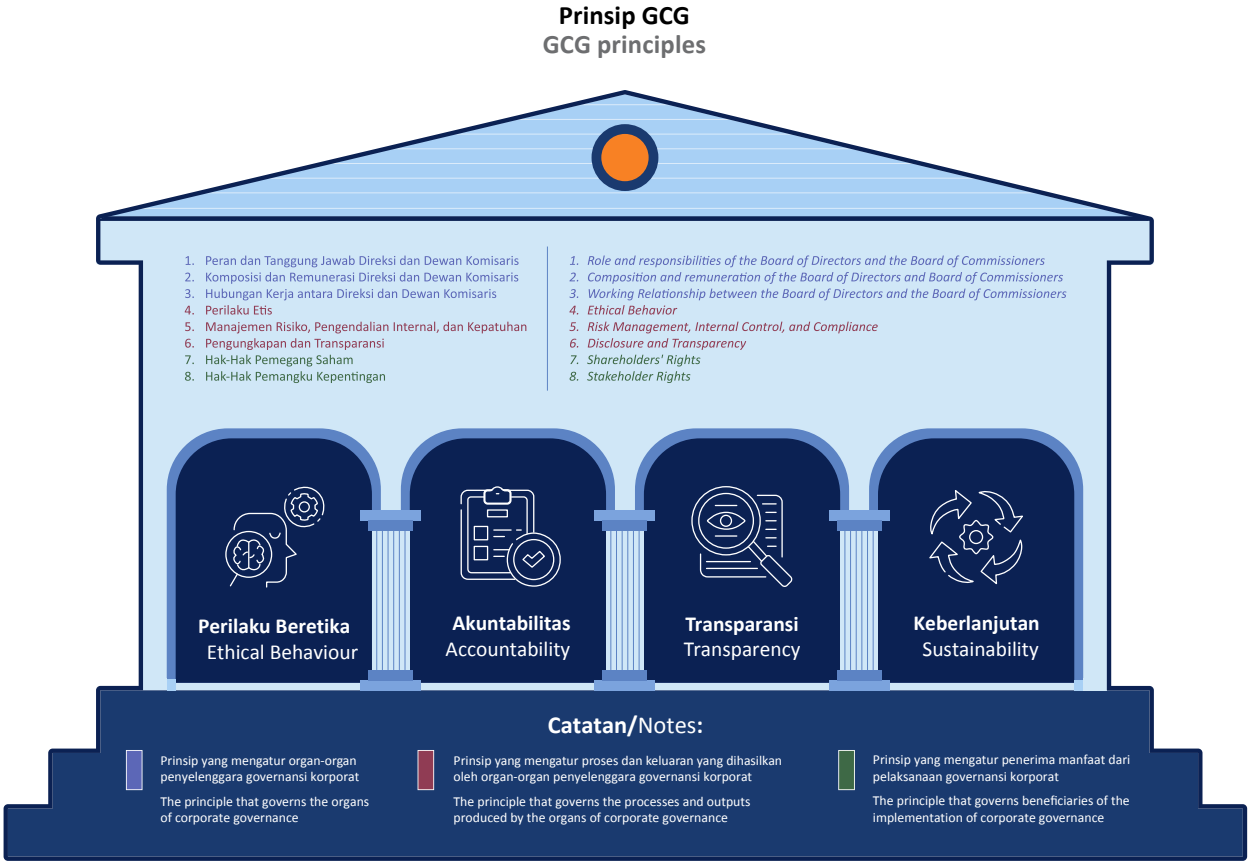

Sumber: PUGKI, diolah
Source: PUGKI, proceed

Tujuan Governansi Korporat

Tujuan penerapan governansi korporat adalah sebagai berikut:

- mendukung upaya pencapaian visi dan misi perusahaan
- mengoptimalkan nilai perusahaan dalam membangun daya saing, baik secara nasional maupun internasional
- meningkatkan kepercayaan dari para pemangku kepentingan
- mendorong pengelolaan dan pengawasan perusahaan secara profesional, efisien, efektif, dengan berlandaskan pada nilai

Purpose of Corporate Governance

The objectives of corporate governance implementation are as follows:

- to support the efforts to achieve the company's vision and mission
- to optimize the company's values in building competitiveness, domestically as well as internationally
- to foster the trust of the stakeholders
- to promote professional, efficient, and effective corporate management and supervision, based on moral values, social

moral dan tanggung jawab perusahaan, dan kepatuhan terhadap peraturan perundang-undangan yang berlaku
- mengarahkan dan mengendalikan hubungan kerja antar organ perusahaan
- meminimalkan risiko penyimpangan dalam pengelolaan perusahaan
- mendukung pertumbuhan bisnis Perseroan dan entitas anak yang berkelanjutan

responsibility, and compliance with the prevailing laws and regulations
- to direct and control working relationships between corporate organs
- to minimize the risk of irregularities in corporate management
- to support sustainable business growth of the Company and its subsidiaries

Struktur Governansi Korporat [GRI-2-5-a] [GRI-2-9-a]

Perseroan memiliki 3 (tiga) organ utama governansi korporat, yaitu RUPS, Dewan Komisaris, dan Direksi.

Dibantu oleh organ-organ pendukung yaitu Komite Audit, Komite Manajemen Risiko, Komite Nominasi dan Remunerasi, Unit Audit Internal, Unit Manajemen Risiko, dan Sekretaris Perusahaan, ketiga organ Perseroan tersebut melaksanakan fungsi pengendalian internal, fungsi manajemen risiko, dan fungsi kepatuhan.

Setiap organ memiliki peranan, fungsi, tugas, dan tanggung jawab dengan mengacu pada struktur kebijakan sebagai berikut:

Corporate Governance Structure [GRI-2-5-a] [GRI-2-9-a]

The Company consists of 3 (three) main organs of corporate governance, namely the GMS, the Board of Commissioners, and the Board of Directors.

Assisted by supporting organs namely the Audit Committee, the Risk Management Committee, the Nomination and Remuneration Committee, the Internal Audit Unit, the Risk Management Unit, and the Corporate Secretary, the three organs of the Company carry out internal control functions, risk management functions, as well as compliance functions.

Each organ has its own role, functions, duties, and responsibilities with reference to the policy structure as follows:

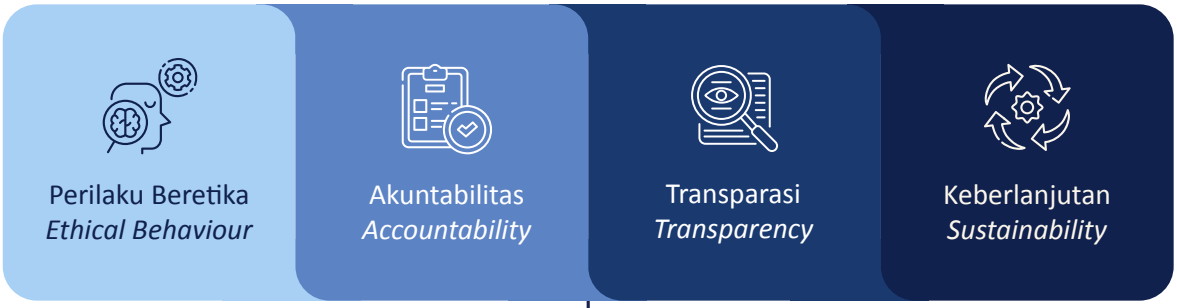

Prinsip Governansi Korporat Peran dan Tanggung Jawab Direksi dan Dewan Komisaris, Komposisi dan Remunerasi Direksi dan Dewan Komisaris, Hubungan Kerja antara Direksi dan Dewan Komisaris, Perilaku Etis, Manajemen Risiko, Pengendalian Internal, dan Kepatuhan, Pengungkapan dan Transparansi, Hak-Hak Pemegang Saham, dan Hak-Hak Pemangku Kepentingan	1	***Corporate Governance Principles*** *Role and Responsibilities of the Board of Directors and the Board of Commissioners, Composition and Remuneration of the Board of Directors and Board of Commissioners, Working Relationship between the Board of Directors and the Board of Commissioners, Ethical Behavior, Risk Management, Internal Control, and Compliance, Disclosure and Transparency, Shareholders' Rights, Stakeholder Rights*
Pedoman Governansi Korporat Peraturan perundang-undangan yang berlaku (termasuk namun tidak terbatas pada UUPT, peraturan OJK, dan peraturan BEI) ASEAN Corporate Governance Scorecard, dan Pedoman Umum Governansi KorporatIndonesia 2021 yang diterbitkan oleh Komite Nasional Kebijakan Governance	2	***Corporate Governance Guidelines*** *The prevailing laws and regulations (including but not limited to UUPT, OJK's Regulations, and IDX's regulations), ASEAN Corporate Governance Scorecard, and General Guidelines for Indonesian Corporate Governance 2021 published by the National Committee on Governance*
Pedoman Perusahaan Anggaran Dasar, Visi Misi, Nilai Keberlanjutan, Budaya, dan Kode Etik Perusahaan	3	***Company Guidelines*** *Articles of Association, Vision and Mission, Sustainability Values, Culture, and Company Code of Conduct*
Piagam	4	***Charter***
Kebijakan Perusahaan	5	***Company Policy***
SOP dan Instruksi Kerja	6	***SOPs and Work Instructions***

Kebijakan Governansi Korporat [GRI-2-24-a-ii]	Corporate Governance Policies [GRI-2-24-a-ii]
Perseroan memiliki Kebijakan Governansi Korporat (Kebijakan Tata Kelola Perusahaan), yang merangkum pedoman praktik-praktik GCG di dalam lingkup bisnis Perseroan dan entitas anak. Berdasarkan kebijakan-kebijakan ini, Perseroan menyusun SOP untuk memberikan panduan standar pelaksanaan kerja. Perseroan meninjau Kebijakan Tata Kelola Perusahaan secara berkala sebagaimana diperlukan. Kebijakan yang tercantum di dalam Kebijakan Tata Kelola Perusahaan adalah sebagai berikut:	The Company has Corporate Governance Policy, which contains guideline for GCG practices within the business scope of the Company and its subsidiaries. Based on these policies, the Company prepares SOPs to provide standard guidance for the implementation of works. The Company reviews the Corporate Governance Policy periodically as required. Policies contained in the Corporate Governance Policy are as follows:
• **Kebijakan Struktur Tata Kelola Perusahaan** Kebijakan ini, antara lain, memuat hal-hal terkait struktur tata kelola yang berlaku di dalam Perseroan serta tugas, wewenang, dan tanggung jawab dari masing-masing organ yang terdapat di dalamnya.	• **Corporate Governance Structure Policy** This policy, among others, contains matters related to the governance structure that applies within the Company as well as the duties, authorities, and responsibilities of each organ within the structure
• **Kebijakan Keberagaman** Kebijakan ini, antara lain, memuat hal-hal terkait komitmen Perseroan dalam menghargai keberagaman di dalam Perseroan, serta sebagai landasan penyusunan komposisi anggota Dewan Komisaris, Direksi, dan Komite Perseroan.	• **Diversity Policy** This policy, among others, contains matters related to the Company's commitment to respecting diversity within the Company, as well as a basis for compiling the composition of the Company's Board of Commissioners, Board of Directors, and Committees.
• **Kebijakan Pengenalan Perusahaan dan Peningkatan Kompetensi** Kebijakan ini, antara lain, memuat hal-hal mengenai kewajiban pengadaan program orientasi bagi anggota Dewan Komisaris, Direksi, Komite, Unit-Unit Pendukung, dan karyawan baru untuk memperdalam pengetahuan tentang Perseroan serta untuk memfasilitasi anggota Dewan Komisaris, Direksi, Komite, Unit-Unit Pendukung, dan karyawan baru tersebut dalam menjalankan tugas dan tanggung jawabnya.	• **Induction and Competency Development Policy** This policy, among others, contains matters regarding the obligation to conduct an induction program for new member(s) of the Board of Commissioners, the Board of Directors, Committees, Supporting Units, and employees with the purpose to provide in-depth knowledge about the Company, as well as to facilitate new member(s) of the Board of Commissioners, Board of Directors, Committees, Supporting Units, and employees to carry out his/her duties and responsibilities.
• **Kebijakan Penilaian Kinerja Dewan, Komite, dan Unit-Unit Pendukung** Kebijakan ini, antara lain, memuat panduan pelaksanaan dan kriteria penilaian/evaluasi atas kinerja Dewan Komisaris, Direksi, Komite, dan Unit-Unit Pendukung Perseroan.	• **Performance Appraisal of the Boards, Committees, and Supporting Units Policy** This policy, among others, contains guidelines for the implementation of assessment/evaluation of the performance of the Board of Commissioners, the Board of Directors, Committees, and Supporting Units of the Company.
• **Kebijakan Remunerasi Dewan** Kebijakan ini, antara lain, memuat ketentuan-ketentuan mengenai peran Komite Remunerasi dan prosedur untuk menetapkan remunerasi untuk anggota Dewan Komisaris dan Direksi Perseroan.	• **Board Remuneration Policy** This policy, among others, contains provisions regarding the role of the Remuneration Committee and the procedure for determining remuneration for members of the Company's Board of Commissioners and Board of Directors.
• **Kebijakan Suksesi Direksi** Kebijakan ini, antara lain, memuat ketentuan-ketentuan mengenai prosedur suksesi Direksi beserta peran Komite Nominasi dalam prosedur tersebut, yang disusun dalam rangka menjaga kesinambungan kepemimpinan dalam Perseroan dalam rangka mempertahankan keberlanjutan usaha dan tujuan jangka panjang Perseroan.	• **Board of Directors Succession Policy** This policy, among others, contains provisions regarding the procedure of the Board of Directors' succession and the role of the Nomination Committee in such procedure, which is prepared to maintain continuity of leadership within the Company in order to support the Company's business sustainability as well as its long-term goals.
• **Kebijakan Kepemilikan dan Perdagangan Saham Orang Dalam** Kebijakan ini, antara lain, disusun untuk menghindari atau mengatasi benturan kepentingan antara Perseroan dengan pihak-pihak tertentu di dalam Perseroan dan melarang setiap orang dalam yang memiliki akses terhadap informasi non-publik untuk menyalahgunakan dan/atau mengambil keuntungan dari informasi tersebut dengan melakukan insider trading dan/atau abusive self-dealing.	• **Insider Trading and Share Ownership Policy** This policy, among others, is prepared in order to avoid or overcome conflict of interest between the Company and certain parties within the Company as well as to prohibit any insider who has access to non-public information to abuse and/or take advantage of the information by conducting insider trading and/or abusive self-dealing.
• **Kebijakan Keberlanjutan Usaha** Kebijakan ini, antara lain, memuat pedoman dan prinsip pelaporan keberlanjutan, yang disusun sebagai salah satu wujud komitmen Perseroan dalam berupaya menjadi perusahaan yang bertanggung jawab dalam mendukung pertumbuhan usaha yang berkelanjutan, yang sesuai dengan visi, misi, dan nilai-nilai keberlanjutan Perseroan	• **Sustainable Business Policy** This policy, among others, contains guidelines and principles for sustainability reporting, which are prepared as a reflection of the Company's commitment to becoming a responsible company in supporting sustainable business growth, which is in line with its vision, mission, and sustainability values.
• **Kebijakan Struktur Modal** Kebijakan ini disusun sebagai pedoman pelaksanaan kepengurusan perusahaan dalam mengoptimalkan struktur modal Perseroan untuk membiayai aset tidak lancar, memaksimalkan nilai bagi pemegang saham, dan mempertahankan kelangsungan usaha.	• **Capital Structure Policy** This policy is prepared as a guideline to conduct the company's management in optimizing the Company's capital structure to finance non-current assets, maximize value for shareholders, and to sustain business continuity.
• **Kebijakan Dividen** Kebijakan ini disusun sebagai pedoman bagi Perseroan dalam melakukan pembagian dividen kepada pemegang saham.	• **Dividend Policy** This policy is prepared as a guideline for the Company in distributing dividends to its shareholders.
• **Kebijakan Pemenuhan Hak-Hak Kreditur** Kebijakan ini disusun untuk menjamin pemenuhan hak-hak kreditur, sehingga Perseroan diharapkan dapat menjaga dan meningkatkan kepercayaan kreditur untuk mendukung pertumbuhan bisnis yang berkelanjutan, sejalan dengan visi dan misi Perseroan.	• **Creditors' Rights Fulfilment Policy** This policy is prepared to ensure the fulfillment of creditors' rights, so that the Company can maintain and increase the trust of creditors to support sustainable business growth, in line with the Company's vision and mission.
• **Kebijakan Komunikasi dengan Pemegang Saham dan Pemangku Kepentingan Lainnya** Kebijakan ini, antara lain, memuat ketentuan mengenai media komunikasi Perseroan, untuk menunjukkan komitmen Perseroan dalam memberikan akses informasi tentang perkembangan atau perubahan yang berdampak material pada Perseroan secara tepat waktu dan akurat kepada pemegang saham dan pemangku kepentingan lainnya.	• **Communication with Shareholders and Other Stakeholders Policy** This policy, among others, contains provisions regarding the Company's media of communication, with the aim to signify the Company's commitment to providing access to timely and accurate information related to developments or changes which have material impact(s) on the Company to its shareholders and other stakeholders.

Kebijakan Governansi Korporat [GRI-2-24-a-ii]	Corporate Governance Policies [GRI-2-24-a-ii]
• **Kebijakan Anti Korupsi** [GRI 205-2] Kebijakan ini, antara lain, memuat hal-hal terkait dengan tindakan korupsi, ketentuan-ketentuan anti korupsi, penerapan kebijakan, serta pemberian sanksi, dalam rangka menciptakan dan menjaga lingkungan kerja Perseroan yang bebas dari praktik-praktik korupsi, sehingga dapat menjaga lingkungan kerja yang sehat dan bertanggung jawab.	• **Anti-Corruption Policy** [GRI 205-2] This policy, among others, contains matters related to corruption, anti-corruption provisions, policy implementation as well as sanctions, which aims to create and maintain a work environment within the Company that is free from the practices of corruption, so as to maintain a healthy and responsible work environment.
• **Kebijakan Sistem Pelaporan Pelanggaran** Kebijakan ini disusun untuk memberikan akses kepada para pemangku kepentingan untuk melaporkan dan memberitahukan mengenai adanya indikasi pelanggaran yang terjadi di lingkungan Perseroan.	• **Whistleblowing System Policy** This policy is prepared to provide access for stakeholders to report and notify the Company regarding any indication of violations occurring within the Company.
• **Kebijakan Pengadaan Barang dan/atau Jasa** Kebijakan ini memuat ketentuan-ketentuan terkait pengadaan barang dan/atau jasa, dan diharapkan dapat menjadi pedoman yang memadai untuk memastikan bahwa transaksi yang dilakukan, baik dengan pihak ketiga maupun pihak terafiliasi, dapat dilakukan dengan wajar dan lazim sesuai dengan praktik bisnis yang berlaku umum.	• **Procurement of Goods and/or Services Policy** This policy contains provisions related to the procurement of goods and/or services and is expected to act as a sufficient guideline in ensuring that transactions, either conducted with third parties or affiliated parties, can be carried out fairly and in arm's length in accordance with generally accepted business practices.
• **Kebijakan Transaksi Afiliasi dan Transaksi Benturan Kepentingan** Kebijakan ini memuat ketentuan-ketentuan terkait transaksi afiliasi dan transaksi benturan kepentingan, dan diharapkan dapat menjadi pedoman yang memadai untuk memastikan bahwa transaksi afiliasi dan/atau transaksi benturan kepentingan (jika ada) dilaksanakan sesuai dengan praktik bisnis yang berlaku umum dan sesuai dengan ketentuan peraturan perundang-undangan, sehingga transaksi dengan pihak terafiliasi dilaksanakan secara wajar dan tidak merugikan kepentingan Perseroan dan pemegang saham minoritas.	• **Affiliated Transactions and Conflict-of-Interest Transactions Policy** This policy contains provisions related to affiliated transactions and conflict-of-interest transactions, and is expected to act as a sufficient guideline in ensuring that affiliated transactions and/or conflict-of-interest transactions (if any) are conducted in accordance with generally accepted business practices and the prevailing laws and regulations, hence the implementation of transactions with affiliated parties are conducted in a manner that is reasonable and innocuous to the interests of the Company and its minority shareholders.
• **Kebijakan Keputusan Dewan** Kebijakan ini disusun untuk memastikan bahwa setiap pengambilan keputusan penting dan material, termasuk keputusan terkait penggabungan, peleburan, pengambilalihan, pemisahan, dan/atau investasi telah dilaksanakan berdasarkan prinsip kehati-hatian dengan memperhatikan kepentingan terbaik Perseroan, pemegang saham, dan pemangku kepentingan lainnya.	• **Board Resolution Policy** This policy is prepared with the aim to ensure that every important and material decision-making, including decisions related to merger, consolidation, acquisition, spin-off, and/or investment has been carried out based on the principle of prudence by taking into account the best interests of the Company, its shareholders, and other stakeholders.

RUPS

GMS

RUPS adalah organ Perseroan yang mempunyai wewenang yang tidak diberikan kepada Dewan Komisaris dan/atau Direksi dalam batas sebagaimana ditentukan dalam Anggaran Dasar Perseroan dan peraturan perundang-undangan yang berlaku.

RUPS merupakan wadah bagi pemegang saham untuk dapat menggunakan haknya dalam mengemukakan pendapat dan memperoleh informasi sehubungan dengan Perseroan, sepanjang berkaitan dengan mata acara RUPS dan didasarkan pada keberlanjutan dan kepentingan terbaik Perseroan.

GMS is an organ of the Company holding the authorities that are not given to the Board of Commissioners and/or the Board of Directors within the limits specified in the Company's Articles of Association and the prevailing laws and regulations.

GMS acts as a forum for shareholders to be able to exercise their rights in expressing opinions and obtaining information regarding the Company, as long as it is related to the agenda of the GMS and based on the sustainability and best interests of the Company.

Hak-Hak Pemegang Saham	Rights of Shareholders
Saat ini Perseroan hanya memiliki 1 (satu) seri saham. Setiap pemegang saham Perseroan memiliki hak suara yang sama, dimana setiap 1 (satu) saham memiliki 1 (satu) hak suara.	Currently the Company only issues 1 (one) type of shares. Each shareholder of the Company has the same voting rights, of which each share represents 1 (one) voting right.
Dengan memperhatikan ketentuan sebagaimana tercantum dalam Anggaran Dasar Perseroan dan peraturan perundang-undangan yang berlaku, para pemegang saham memiliki hak yang setara, antara lain sebagai berikut: • hak untuk meminta penyelenggaraan RUPS • hak untuk mengusulkan mata acara RUPS • hak untuk menghadiri RUPS • hak untuk memberikan kuasa kepada pihak lain untuk hadir dalam RUPS dalam hal pemegang saham yang berhak hadir dalam RUPS tersebut berhalangan hadir • hak untuk memperoleh informasi keuangan Perseroan dan materi RUPS	By considering the provisions as stated in the Company's Articles of Association and applicable laws and regulations, shareholders have equal rights to, among others, as follows: • right to request for the holding of a GMS • right to propose GMS agenda • right to attend the GMS • right to grant power of attorney to other parties to attend the GMS in the event that the shareholders who are entitled to attend the GMS are unable to attend • right to obtain financial information of the Company's and the material of the GMS

- hak untuk mengajukan pertanyaan, pendapat, atau saran yang berhubungan dengan mata acara yang dibicarakan
- hak untuk memberikan suara (setuju/tidak setuju/abstain) pada setiap usulan mata acara RUPS
- hak untuk memperoleh pembagian dividen, dalam hal RUPS memutuskan untuk membagikan keuntungan Perseroan kepada pemegang saham
- hak untuk melakukan komunikasi dengan manajemen dan/or pemegang saham lainnya

Perseroan senantiasa berupaya untuk memberikan perlakuan yang adil bagi setiap pemegang saham untuk dapat melaksanakan haknya.

Pemegang saham yang dapat melaksanakan haknya dalam RUPS adalah pemegang saham yang terdaftar dalam daftar pemegang saham Perseroan yang dikeluarkan oleh Biro Administrasi Efek Perseroan.

Perseroan mengumumkan pemberitahuan dan pemanggilan RUPS dalam Bahasa Indonesia dan Bahasa Inggris, melalui situs web Perseroan, situs web BEI, dan situs web penyedia e-RUPS.

Untuk memfasilitasi para pemegang saham yang berhalangan hadir dalam RUPS, Perseroan menyediakan Formulir Surat Kuasa pada Laporan Tahunan dan situs web Perseroan. Perseroan juga menyediakan akses bagi pemegang saham untuk menggunakan fasilitas *e-Proxy* KSEI. Perseroan menyediakan akses bagi pemegang saham untuk menggunakan fasilitas *e-Voting* KSEI dalam hal RUPS diselenggarakan secara elektronik.

Kewenangan RUPS

Kewenangan yang dimiliki oleh RUPS, antara lain sebagai berikut:
- mengangkat dan memberhentikan anggota Dewan Komisaris dan Direksi
- menyetujui perubahan Anggaran Dasar
- mengesahkan Laporan Tahunan
- menetapkan penggunaan laba bersih Perseroan termasuk namun tidak terbatas untuk memutuskan pembagian dividen final kepada pemegang saham
- menentukan persentase kenaikan gaji anggota Dewan Komisaris dan Direksi dan mengambil keputusan terkait penetapan remunerasi anggota Dewan Komisaris dan Direksi
- menyetujui penunjukan AP dan KAP untuk melakukan audit terhadap Laporan Keuangan Konsolidasian Perseroan
- mengambil keputusan terkait aksi korporasi atau keputusan strategis lainnya yang diajukan Direksi

Agar para pemegang saham dan/atau kuasanya yang hadir dalam RUPS dapat berpartisipasi secara efektif, Perseroan menyediakan materi RUPS dan informasi material lain yang relevan dan lengkap yang diperlukan pemegang saham untuk pengambilan keputusan di situs web Perseroan, situs web BEI, dan situs web penyedia e-RUPS sejak tanggal pemanggilan RUPS. Perseroan membagikan tata tertib RUPS, termasuk di dalamnya tata cara pemungutan suara, kepada pemegang saham dan/atau kuasanya yang hadir dan membacakan tata tertib RUPS sebelum RUPS dimulai.

- right to submit questions, opinions, or suggestions, related to the relevant agenda
- right to vote (agree/disagree/abstain) on each proposal of GMS agenda
- right to receive dividend, in the event that the GMS decides to distribute the Company's profits to the shareholders
- right to communicate with management and/or other shareholders

The Company always strives to protect and provide fair treatment for every shareholder to be able to exercise their rights.

Shareholders who can exercise their rights in the GMS are those who are registered in the Company's shareholders register issued by the Company's Share Administration Bureau.

The Company publishes the announcement and the notice of GMS in Bahasa Indonesia and English, through the Company's website, IDX's website, and e-GMS provider's website.

To facilitate shareholders who are unable to attend the GMS, the Company provides Power of Attorney form in the Company's Annual Report and website. The Company also provides access for shareholders to use KSEI's e-Proxy facility. The Company provides access for shareholders to use KSEI's e-Voting facility in the event that GMS is held electronically.

Authorities of the GMS

The GMS has, among others, the authorities to:
- appoint and dismiss member(s) of the Board of Commissioners and the Board of Directors
- approve the amendment(s) to the Articles of Association
- approve the Annual Report
- determine the allocation of the Company's profit for the year, including but not limited to decide the distribution of the final dividend to shareholders
- determine the percentage of salary increase for members of the Board of Commissioners and the Board of Directors as well as to decide on the determination of the remuneration of members of the Board of Commissioners and the Board of Directors
- approve the appointment of AP and KAP to audit the Company's Consolidated Financial Statements
- make decisions related to corporate actions or other strategic decisions proposed by the Board of Directors

To ensure that the shareholders and/or their proxies who are present at the GMS can participate effectively, the Company provides GMS materials and other relevant and complete material information required by shareholders for decision making on the Company's website, IDX's website, and the e-GMS provider's website since the date of notice of the GMS. The Company distributes the GMS rules, including voting procedures, to shareholders and/or their proxies who are present and read out the GMS rules before the GMS begins.

Mekanisme Pengambilan Suara dalam RUPS	Voting Mechanism at the GMS
Mata acara RUPS yang diusulkan adalah untuk satu hal, sehingga keputusan RUPS pada setiap mata acara diberikan untuk satu hal, bukan untuk gabungan hal, kecuali untuk hal, yang berdasarkan pertimbangan Perseroan, memang tidak dapat dipisahkan.	GMS agenda are listed by item, and thus resolutions are made individually, not for combined items, except for those which, based on the Company's considerations, cannot be separated.
Untuk setiap mata acara RUPS, para pemegang saham dan/atau kuasanya diberikan kesempatan untuk mengajukan pertanyaan, pendapat, usul, dan/atau saran, sebelum pemungutan suara dilakukan. Nama penanya, pertanyaan yang diajukan, nama pemberi jawaban, dan jawaban yang diberikan, dicatat oleh notaris dalam risalah RUPS.	In each GMS agenda, shareholders and/or their proxies are given the opportunity to submit questions, opinions, suggestions, and/or comments, prior to voting. The participants' names, the questions asked, the respondents' names, and the answers provided, are recorded by a notary in the minutes of the GMS.
Keputusan dalam RUPS Perseroan diambil berdasarkan musyawarah untuk mencapai mufakat. Dalam hal musyawarah untuk mufakat tidak tercapai, maka pengambilan keputusan dilakukan melalui pemungutan suara.	Resolutions of the Company's GMS are taken based on deliberation to reach consensus. In the event deliberation for consensus is not achieved, then the decision making will be proceeded through voting.
Pemungutan suara dilakukan melalui fasilitas *e-Proxy* yang tersedia pada aplikasi *Electronic General Meeting System* PT Kustodian Sentral Efek Indonesia (eASY.KSEI) serta dengan menggunakan surat suara sehingga para pemegang saham dapat memberikan suaranya secara rahasia.	Voting is carried out through the e-Proxy facility available on the Electronic General Meeting System application provided by PT Kustodian Sentral Efek Indonesia (eASY.KSEI) as well as by using ballot papers so that shareholders can vote in secret.
Kuorum Kehadiran dan Kuorum Keputusan RUPS	**Quorum of Attendance and Quorum for Resolution of the GMS**
Perseroan menunjuk Biro Administrasi Efek sebagai pihak yang melakukan perhitungan dan validasi jumlah kehadiran dan suara dalam RUPS.	The Company appoints the Share Administration Bureau as the party that calculates and validates the number of attendance and votes at the GMS.
Kuorum kehadiran dan kuorum keputusan RUPS dilakukan dengan ketentuan sebagai berikut:	The quorum of attendance and quorum for resolution of the GMS are carried out with the following provisions:

Tujuan RUPS GMS Objective	**Kuorum Kehadiran (dari jumlah seluruh saham dengan hak suara yang sah)** Quorum of Attendance (of the total shares with valid voting rights)	**Kuorum Keputusan (dari seluruh saham dengan hak suara yang sah yang hadir dalam RUPS)** Quorum for Resolution (of the total voting shares present in the GMS)
RUPST / AGM		
RUPS ke-1 1st GMS	1/2	1/2
RUPS ke-2 2nd GMS	1/3	1/2
RUPS ke-3 3rd GMS	ditetapkan oleh OJK atas permohonan Perseroan[1)] to be determined by OJK at the request of the Company[1)]	
RUPS untuk perubahan Anggaran Dasar /GMS for the amendment to the Articles of Association		
RUPS ke-1 1st GMS	2/3	2/3
RUPS ke-2 2nd GMS	3/5	1/2
RUPS ke-3 3rd GMS	ditetapkan oleh OJK atas permohonan Perseroan[1)] to be determined by OJK at the request of the Company[1)]	
RUPS untuk mengalihkan kekayaan Perseroan yang merupakan lebih dari 50% jumlah kekayaan bersih Perseroan dalam satu transaksi atau lebih, baik yang berkaitan satu sama lain maupun tidak, menjadikan jaminan utang kekayaan Perseroan yang merupakan lebih dari 50% jumlah kekayaan bersih Perseroan dalam satu transaksi atau lebih, baik yang berkaitan satu sama lain maupun tidak, penggabungan, peleburan, pengambilalihan, pemisahan, pengajuan permohonan agar Perseroan dinyatakan pailit, perpanjangan jangka waktu berdirinya Perseroan dan pembubaran / GMS for transferring the Company's assets which constitute more than 50% of the Company's net worth either in one or more transactions, whether in a series of separate or interrelated transactions, pledge of the Company's assets which constitute more than 50% of the Company's net worth in one or more transactions, whether in a series of separate or interrelated transactions, merger, consolidation, acquisition, spin-off, application for insolvency, extension of the duration of the Company, and dissolution of the Company		
RUPS ke-1 1st GMS	3/4	3/4

Tujuan RUPS GMS Objective	Kuorum Kehadiran (dari jumlah seluruh saham dengan hak suara yang sah) Quorum of Attendance (of the total shares with valid voting rights)	Kuorum Keputusan (dari seluruh saham dengan hak suara yang sah yang hadir dalam RUPS) Quorum for Resolution (of the total voting shares present in the GMS)
RUPS ke-2 2nd GMS	2/3	3/4
RUPS ke-3 3rd GMS	ditetapkan oleh OJK atas permohonan Perseroan[1)] to be determined by OJK at the request of the Company[1)]	
RUPS untuk menyetujui transaksi yang mempunyai benturan kepentingan / GMS for approving a transaction having a conflict of interest		
RUPS ke-1 1st GMS	1/2[2)]	1/2[2)3)]
RUPS ke-2 2nd GMS	1/2[2)]	1/2[2)]
RUPS ke-3 3rd GMS	ditetapkan oleh OJK atas permohonan Perseroan[1)2)] to be determined by OJK at the request of the Company[1)2)]	

Keterangan / Notes:
1) Penetapan OJK mengenai kuorum kehadiran dan kuorum keputusan RUPS ketiga, serta pemanggilan dan waktu penyelenggaraan RUPS ketiga bersifat final dan mempunyai kekuatan hukum yang tetap
2) Kuorum untuk pemegang saham independen
3) Dari jumlah seluruh saham dengan hak suara yang sah yang dimiliki oleh seluruh pemegang saham independen
1) OJK's determination on the quorum of attendance and quorum for resolution of the third GMS, as well as the notice and holding date of the third GMS are final and have permanent legal force
2) Quorum for independent shareholders
3) Of the number of voting shares held by all independent shareholders

RUPS Tahun 2022

Pada tahun 2022, Perseroan menyelenggarakan 3 (tiga) kali RUPS, yaitu RUPST untuk tahun buku 2021 yang diselenggarakan pada tanggal 12 Mei 2022 ("**RUPST 2022**"), RUPSLB sehubungan dengan pengambilalihan seluruh saham Dampier Coal (Queensland) Pty Ltd (selaku pemilik 80% saham BHP Mitsui Coal Pty Ltd) oleh Stanmore SMC Holdings Pty Ltd pada tanggal 23 Februari 2022 serta RUPSLB sehubungan dengan perubahan susunan pengurus Perseroan yang diselenggarakan pada tanggal 6 Oktober 2022 ("**RUPSLB 2022**"). RUPST 2022 dan RUPSLB 2022 diselenggarakan secara fisik di Sinar Mas Land Plaza, Menara 2, Lantai 39, Jl. M.H. Thamrin No. 51, Jakarta Pusat.

RUPST 2022

Linimasa persiapan dan penyelenggaraan RUPST 2022 adalah sebagai berikut:

GMS in 2022

In 2022, the Company held 3 (three) GMS, i.e., the AGM for the 2021 financial year which was held on May 12, 2022 ("**AGM 2022**"), the EGM in relation to the acquisition of all shares of Dampier Coal (Queensland) Pty Ltd (being the owner of 80% shares of BHP Mitsui Coal Pty Ltd) by Stanmore SMC Holdings Pty Ltd which was held on February 23, 2022 and the EGM in relation to changes in the composition of the Company's management which was held on October 6, 2022 ("**EGM 2022**"). The AGM 2022 and EGM 2022 were held physically in Sinar Mas Land Plaza, Tower 2, 39th Floor, Jl. M.H. Thamrin No. 51, Central Jakarta.

AGM 2022

The timeline for the preparation and holding of the AGM 2022 is as follow:

	Tanggal Date
Penyampaian Rencana Pelaksanaan RUPST untuk Tahun Buku 2021 ke OJK Submission of the AGM Holding Plan for Financial Year 2021 to OJK	March 18, 2022
Pengumuman RUPST[1)2)] Announcement of AGM[1)2)]	March 28, 2022
Pemanggilan RUPST[1)2)3)] Notice of AGM[1)2)3)]	April 12, 2022
Tata Tertib dan Materi RUPST[4)] AGM Rules and Materials[4)]	April 12, 2022
RUPST The AGM	May 12, 2022
Ringkasan Risalah RUPST[1)2)] Summary of Minutes of the AGM[1)2)]	May 12, 2022
Penyampaian Salinan Risalah RUPST ke OJK Submission of Copy of Minutes of the AGM to OJK	June 7, 2022

Keterangan / Notes:
1) Disajikan dalam Bahasa Indonesia dan Inggris
2) Diumumkan melalui situs web Perseroan, situs web BEI, dan situs web penyedia e-RUPS (KSEI) sesuai dengan peraturan yang berlaku
3) Perseroan telah mencantumkan usulan AP dan KAP dalam pemanggilan RUPST.
4) Bahan mata acara RUPST tersedia bagi para pemegang saham dalam bentuk salinan dokumen fisik di kantor Perseroan (dengan permintaan tertulis dari pemegang saham) dan dalam bentuk salinan dokumen elektronik di situs web Perseroan sejak tanggal dilakukannya pemanggilan RUPST.
1) Presented in Bahasa Indonesia and English
2) Published on the Company's website, IDX's website, and the website of the e-GMS provider (KSEI) in accordance with applicable regulations
3) The Company had included the proposed AP and KAP in the notice of AGM.
4) AGM materials are available to shareholders in the form of copies of physical documents in the Company's office (with a written request from shareholders) and in the form of copies of electronic documents on the Company's website since the date of notice of AGM.

RUPST 2022 dipimpin oleh Bapak Lay Krisnan Cahya selaku Presiden Direktur Perseroan, sesuai dengan Keputusan Dewan Komisaris tanggal 4 Maret 2022 dan Keputusan Direksi tanggal 25 Maret 2022.

The AGM 2022 was chaired by Mr. Lay Krisnan Cahya as the President Director of the Company, based on the Resolution of the Board of Commissioners dated March 4, 2022, and the Decision of the Board of Directors dated March 25, 2022.

RUPST 2022 dihadiri oleh Komisaris Independen, Direksi, dan Komite Perseroan. RUPST 2022 juga dihadiri secara fisik oleh notaris, AP, dan perwakilan Biro Administrasi Efek.

The AGM 2022 was attended by the Independent Commissioners, Board of Directors, and Committees of the Company. The AGM 2022 was also physically attended by a notary, AP, and the representatives of the Share Administration Bureau.

Daftar hadir anggota Dewan Komisaris, Direksi, dan Komite Perseroan dalam RUPST 2022 adalah sebagai berikut:

The following is the list of the Company's members of the Board of Commissioners, Board of Directors, and Committees present at the AGM 2022:

No	Nama Name	Jabatan Position	Kehadiran Attendance
1	Franky Oesman Widjaja[1)]	Presiden Komisaris dan Anggota Komite Nominasi dan Remunerasi President Commissioner and Member of the Nomination and Remuneration Committee	X
2	Indra Widjaja[1)3)]	Wakil Presiden Komisaris Vice President Commissioner	X
3	Dr.-Ing. Evita Herawati Legowo[2)]	Komisaris Independen dan Ketua Komite Nominasi dan Remunerasi Independent Commissioner and Chairperson of the Nomination and Remuneration Committee	✓
4	Robert Arthur Simanjuntak, Ph.D.[2)]	Komisaris Independen dan Ketua Komite Audit Independent Commissioner and Chairperson of the Audit Committee	✓
5	Dr. Ir. Andy Noorsaman Sommeng, DEA[2)4)]	Komisaris Independen Independent Commissioner	✓
6	Ir. F.X. Sutijastoto, M.A.[5)]	Komisaris Independen Independent Commissioner	X
7	Dr. Hendrikus Passagi, S.Sos., S.H, M.H., M.Sc.[5)]	Komisaris Independen, Anggota Komite Audit, dan Anggota Komite Manajemen Risiko Independent Commissioner, Member of the Audit Committee, and Member of the Risk Management Committee	X
8	Drs. Carel Risakotta[2)]	Anggota Komite Audit Member of the Audit Committee	✓
9	Michell Suharli[2)]	Anggota Komite Audit Member of the Audit Committee	✓
10	Dr. Susi Susantijo, S.H., LL.M.[2)]	Anggota Komite Nominasi dan Remunerasi Member of the Nomination and Remuneration Committee	✓
11	Lay Krisnan Cahya	Presiden Direktur President Director	✓
12	Lokita Prasetya	Wakil Presiden Direktur Vice President Director	✓
13	Hermawan Tarjono	Direktur Director	✓
14	Handhianto Suryo Kentjono	Direktur Director	✓
15	Daniel Cahya[2)]	Direktur Director	✓
16	Alex Sutanto	Direktur Director	✓

Keterangan / Notes:
1) Berhalangan hadir karena memiliki agenda lain
2) Hadir secara virtual
3) Bapak Indra Widjaja telah mengajukan permohonan pengunduran diri dari jabatannya selaku Wakil Presiden Komisaris dan pengunduran diri tersebut telah disahkan dalam RUPSLB Perseroan tanggal 6 Oktober 2022
4) Bapak Dr. Ir. Andy Noorsaman Sommeng, DEA telah diberhentikan dengan hormat dari jabatannya selaku Komisaris Independen dan pemberhentian tersebut telah disahkan dalam RUPSLB Perseroan tanggal 6 Oktober 2022
5) Bapak Ir. F.X. Sutijastoto M.A. dan Bapak Dr. Hendrikus Passagi, S.Sos., S.H., M.H., M.Sc. diangkat sebagai Komisaris Independen berdasarkan keputusan RUPSLB Perseroan tanggal 6 Oktober 2022

1) Unable to attend due to other agenda
2) Attended virtually
3) Mr. Indra Widjaja had tendered resignation from his position as Vice President Commissioner and the resignation was approved by the Company's EGM dated October 6, 2022
4) Mr. Dr. Ir. Andy Noorsaman Sommeng, DEA has been honorably dismissed from his position as Independent Commissioner and the dismissal was approved by the Company's EGM dated October 6, 2022
5) Mr. Ir. F.X. Sutijastoto M.A. and Mr. Dr. Hendrikus Passagi, S.Sos., S.H., M.H., M.Sc. were appointed as Independent Commissioner of the Company based on the resolution of the Company's EGM dated October 6, 2022

Kehadiran Komisaris Independen, Direksi, Komite, dan AP dalam RUPS Perseroan merupakan salah satu perwujudan komitmen Perseroan dalam memfasilitasi hak pemegang saham untuk berkomunikasi dan berdialog dengan manajemen, mengajukan pertanyaan, dan mendapatkan informasi atas pertanyaan yang disampaikan dalam RUPS.

The presence of Independent Commissioners, Directors, Committees, and AP at the Company's GMS is one of the manifestations of the Company's commitment to facilitating the rights of shareholders to communicate and dialogue with management, ask questions, and obtain information on questions submitted at the GMS.

Keputusan dan Realisasi RUPST 2022

RUPST 2022 dihadiri oleh pemegang saham Perseroan yang mewakili total 543.847.128 lembar saham dengan hak suara yang sah atau setara dengan 70,58% dari total hak suara.

Perseroan menunjuk Notaris Hannywati Gunawan, S.H., notaris di Jakarta, sebagai pihak yang membuat berita acara RUPST 2022. Perseroan juga telah menunjuk PT Sinartama Gunita sebagai Biro Administrasi Efek untuk melakukan perhitungan dan validasi jumlah kehadiran dan suara.

Hasil keputusan RUPST 2022 adalah sebagai berikut:

Resolutions and Realization of the AGM 2022

The AGM 2022 was attended by the Company's shareholders representing a total of 543,847,128 shares with valid voting rights or equivalent to 70.58% of the total voting rights.

The Company appointed Notary Hannywati Gunawan, S.H., a notary in Jakarta, as the party preparing the minutes of the AGM 2022. The Company also appointed PT Sinartama Gunita as the Shares Administration Bureau to calculate and validate the number of attendance and votes.

The resolutions of the AGM 2022 were as follows:

MATA ACARA PERTAMA First Agendum	
Persetujuan Laporan Tahunan Perseroan, termasuk pengesahan Laporan Tugas Pengawasan Dewan Komisaris, dan Laporan Keuangan Konsolidasian Perseroan untuk tahun buku 2021 yang telah diaudit KAP Mirawati Sensi Idris, serta pemberian pelunasan dan pembebasan tanggung jawab sepenuhnya (*acquit et decharge*) kepada Dewan Komisaris dan Direksi Perseroan atas tindakan pengawasan dan pengurusan yang telah dilakukan selama tahun buku 2021, sejauh tindakan tersebut tercermin dalam Laporan Tahunan dan Laporan Keuangan Konsolidasian Perseroan	Approval of the Company's Annual Report, including the ratification of the Board of Commissioners' Supervisory Report and the Company's Consolidated Financial Statements for the financial year 2021 which was audited by KAP Mirawati Sensi Idris, as well as the granting of full release and discharge of authority (*acquit et decharge*) to the Company's Board of Commissioners and Board of Directors for their respective supervisory and management actions that had been taken in the financial year 2021, to the extent that those actions were reflected in the Company's Annual Report and Consolidated Financial Statements
Jumlah Pemegang Saham yang Mengajukan Pertanyaan dan/atau Memberikan Pendapat **Number of Shareholders Raising Questions and/or Opinions**	
Jumlah pemegang saham yang mengajukan pertanyaan dan/atau memberikan pendapat : 1 orang / person Number of shareholders raising questions and/or opinions Pertanyaan : Mohon penjelasan mengenai maksud dan tujuan cadangan lindung nilai sebesar USD 31 juta? Question Please explain the purpose and objectives of the USD 31 million hedging reserve? Jawaban : Cadangan lindung nilai berasal dari investasi pada perusahaan asosiasi (ventura bersama) di Ravenswood. Ini adalah transaksi entitas asosiasi yang dicatat sebagai bagian dari ekuitas. Lindung nilai ini dilakukan untuk mengunci harga emas [guna melindungi arus kas operasi Ravenswood dalam melakukan pembayaran kembali pinjaman terhadap risiko fluktuasi harga emas] Answer The hedging reserve was derived from investment in an associate company (joint venture) in Ravenswood. This was an associate entity transaction which was recorded as part of equity. The hedging was to lock the price of gold [to protect Ravenswood's operating cash flow in loan repayments against the risk of gold price fluctuations.	
Hasil Pemungutan Suara **Voting Outcome**	
Setuju : 543,847,128 saham / shares (100%) For Tidak Setuju : - Against Abstain : - Abstain	
Keputusan Resolution	
1. Menyetujui dan mengesahkan Laporan Tahunan 2021 Perseroan, termasuk menyetujui dan mengesahkan Laporan Tugas Pengawasan Dewan Komisaris dan Laporan Keuangan Konsolidasian Perseroan untuk tahun buku 2021 yang telah diaudit oleh AP Maria Leckzinska dari KAP Mirawati Sensi Idris	1. Approved and ratify of the Company's Annual Report 2021, including to approve and ratify the Board of Commissioners' Supervisory Report and the Company's Consolidated Financial Statements for the financial year 2021 which was audited by AP Maria Leckzinska of KAP Mirawati Sensi Idris
2. Memberikan pelunasan dan pembebasan tanggung jawab sepenuhnya (*acquit et decharge*) kepada anggota Dewan Komisaris dan Direksi Perseroan atas tindakan pengawasan dan pengurusan yang telah dilakukan oleh masing-masing anggota Dewan Komisaris dan Direksi selama tahun buku 2021 sejauh tindakan tersebut tercermin dalam Laporan Tahunan 2021 dan Laporan Keuangan Konsolidasian Perseroan untuk tahun buku 2021	2. Granted the full release and discharge of authority (*acquit et decharge*) to the Company's Board of Commissioners and Board of Directors for their respective supervisory and management actions conducted in the financial year 2021, to the extent that those actions are reflected in the Company's Annual Report 2021 and Consolidated Financial Statements for the financial year 2021
Pelaksanaan **Execution**	
Keputusan sudah dilaksanakan. Pada RUPST 2022, Dewan Komisaris dan Direksi telah menyampaikan Laporan Tahunan 2021 Perseroan, termasuk Laporan Tugas dan Pengawasan Dewan Komisaris dan Laporan Keuangan Konsolidasian Perseroan untuk tahun buku 2021, kepada pemegang saham dan pemegang saham telah memberikan pelunasan dan pembebasan tanggung jawab sepenuhnya (*acquit et decharge*) kepada anggota Dewan Komisaris dan Direksi atas tindakan pengawasan dan pengurusan yang telah dilakukan oleh masing-masing anggota Dewan Komisaris dan Direksi selama tahun buku 2021. Perseroan telah menerbitkan dan menyampaikan Laporan Keuangan Konsolidasian dan Laporan Tahunan Perseroan ke OJK dan BEI pada tanggal 22 Maret 2022 dan 12 April 2022.	Resolution had been executed. In the AGM 2022, the Board of Commissioners and the Board of Directors had submitted the Company's Annual Report 2021, including the Board of Commissioners' Supervisory Report and the Company's Consolidated Financial Statements for the financial year 2021, to the shareholders, and the shareholders had granted the full release and discharge of authority (*acquit et decharge*) to the Company's Board of Commissioners and Board of Directors for their respective supervisory and management actions conducted in the financial year 2021. The Company had issued and submitted the Consolidated Financial Statements and annual Report to OJK and IDX on March 22, 2022 and April 12, 2022.

MATA ACARA KEDUA Second Agendum	
Persetujuan penggunaan laba bersih Perseroan untuk tahun buku 2021	Approval of the allocation of the Company's profit for the year for the financial year 2021
Jumlah Pemegang Saham yang Mengajukan Pertanyaan dan/atau Memberikan Pendapat **Number of Shareholders Raising Questions and/or Opinions**	
Jumlah pemegang saham yang mengajukan pertanyaan dan/atau memberikan pendapat : - Number of shareholders raising questions and/or opinions Pertanyaan : - Question Jawaban : - Answer	
Hasil Pemungutan Suara **Voting Outcome**	
Setuju : 543,847,128 saham / shares (100%) For Tidak Setuju : - Against Abstain : - Abstain	
Keputusan Resolution	
Menyetujui penggunaan laba bersih sebagai berikut:	Approved the allocation of the Company's profit for the year as follows:
• sebesar USD 100.000 dialokasikan sebagai cadangan wajib Perseroan sebagaimana diatur dalam Pasal 70 UUPT	• USD 100,000 will be allocated as mandatory reserve fund as stipulated in Article 70 of UUPT
• sisa laba bersih sebesar USD 119.977.514 dialokasikan sebagai laba ditahan Perseroan	• the remaining profit for the year of USD 119,977,514 will be allocated as the Company's retained earnings
Pelaksanaan Execution	
Keputusan sudah dilaksanakan. Perseroan telah mengalokasikan dari laba bersih Perseroan untuk tahun buku 2021 sebesar USD 100.000 sebagai cadangan wajib, dan sebesar USD 119.977.514 sebagai laba ditahan.	Resolution had been executed. The Company had allocated from its profit for the year for the financial year 2021, USD 100,000 as mandatory reserve fund, and USD 119,977,514 as retained earnings.

MATA ACARA KETIGA Third Agendum	
Persetujuan susunan anggota Dewan Komisaris dan Direksi Perseroan	Approval of the composition of the Board of Commissioners and the Board of Directors of the Company
Jumlah Pemegang Saham yang Mengajukan Pertanyaan dan/atau Memberikan Pendapat Number of Shareholders Raising Questions and/or Opinions	
Jumlah pemegang saham yang mengajukan pertanyaan dan/atau memberikan pendapat : - Number of shareholders raising questions and/or opinions Pertanyaan : - Question Jawaban : - Answer	
Hasil Pemungutan Suara **Voting Outcome**	
Setuju : 543,847,128 saham / shares (100%) For Tidak Setuju : - Against Abstain : - Abstain	
Keputusan **Resolution**	
1. Menegaskan susunan anggota Dewan Komisaris dan Direksi Perseroan sebagai berikut:	1. Approved the following compositions of the Company's Board of Commissioners and Board of Directors:

Dewan Komisaris Board of Commissioners	
Presiden Komisaris President Commissioner	Franky Oesman Widjaja
Wakil Presiden Komisaris Vice President Commissioner	Indra Widjaja
Komisaris Independen Independent Commissioner	Dr.-Ing. Evita Herawati Legowo
Komisaris Independen Independent Commissioner	Robert Arthur Simanjuntak, Ph.D.
Komisaris Independen Independent Commissioner	Dr. Ir. Andy Noorsaman Sommeng, DEA

MATA ACARA KETIGA
Third Agendum

Direksi Board of Directors	
Presiden Direktur President Director	Lay Krisnan Cahya
Wakil Presiden Direktur Vice President Director	Lokita Prasetya
Direktur Director	Hermawan Tarjono
Direktur Director	Handhianto Suryo Kentjono
Direktur Director	Daniel Cahya
Direktur Director	Alex Sutanto

2. Memberikan kuasa kepada Direksi Perseroan dan/atau Sekretaris Perusahaan, baik bersama-sama maupun sendiri-sendiri, untuk menyatakan keputusan agenda ketiga rapat dalam suatu akta notaris, dan untuk menghadap dimana perlu, memberikan keterangan atau laporan, membuat serta menandatangani semua surat atau akta yang diperlukan dan memberitahukan perubahan susunan pengurus Perseroan kepada instansi yang berwenang, membuat perubahan dan/atau tambahan yang diperlukan agar laporan dapat diterima dan melakukan segala sesuatu yang dipandang perlu dan berguna, tanpa ada yang dikecualikan	2. Granted authority to the Company's Board of Directors and/or Corporate Secretary, either collectively or individually, to state the third agendum into a notarial deed, and to appear where necessary, provide statement or report, to make and sign all necessary letters or deeds and inform the changes in the composition of the Company's management to authorized parties, to make necessary changes and/or addendum in order for the report to be accepted and to perform all necessary actions, without exception
Pelaksanaan **Execution**	
Keputusan sudah dilaksanakan. Susunan anggota Dewan Komisaris dan Direksi Perseroan adalah sesuai dengan keputusan RUPST 2022.	Resolution had been executed. The compositions of the Company's Board of Commissioners and Board of Directors are in accordance with the resolution of the AGM 2022.

MATA ACARA KEEMPAT
Fourth Agendum

Persetujuan honorarium, gaji, dan/atau tunjangan untuk anggota Dewan Komisaris dan Direksi Perseroan untuk tahun buku 2022	Approval of honorarium, salary, and/or allowances for members of the Board of Commissioners and the Board of Directors of the Company for the financial year 2022
Jumlah Pemegang Saham yang Mengajukan Pertanyaan dan/atau Memberikan Pendapat **Number of Shareholders Raising Questions and/or Opinions**	
Jumlah pemegang saham yang mengajukan pertanyaan dan/atau memberikan pendapat : - Number of shareholders raising questions and/or opinions Pertanyaan : - Question Jawaban : - Answer	
Hasil Pemungutan Suara **Voting Outcome**	
Setuju : 543,847,128 saham / shares (100%) For Tidak Setuju : - Against Abstain : - Abstain	
Keputusan **Resolution**	
Memberikan wewenang kepada Dewan Komisaris untuk menentukan kenaikan honorarium, gaji, dan/atau tunjangan maksimal sebesar 5,0% untuk masing-masing anggota Dewan Komisaris dan Direksi dengan tetap memperhatikan perkembangan situasi ekonomi umum dan kondisi keuangan Perseroan, serta kinerja masing-masing anggota Dewan Komisaris dan Direksi	Granted authority to the Board of Commissioners to determine the increase of honorarium, salary, and/or allowances of a maximum 5.0% for each member of the Board of Commissioners and the Board of Directors, by taking into consideration the development of the general economic situation, the Company's financial condition, as well as the performance of each member of the Board of Commissioners and the Board of Directors
Pelaksanaan **Execution**	
Keputusan sudah dilaksanakan. Rapat Dewan Komisaris tanggal 27 Mei 2022 telah menindaklanjuti hasil keputusan RUPST.	Resolution had been executed. The Board of Commissioners' meeting dated May 27, 2022, has followed up the AGM's resolution.

MATA ACARA KELIMA Fifth Agendum	
Persetujuan penunjukan AP dan KAP untuk melakukan audit terhadap Laporan Keuangan Konsolidasian Perseroan untuk tahun buku 2022	Approval of the appointment of AP and KAP to audit the Company's Consolidated Financial Statements for the financial year 2022
Jumlah Pemegang Saham yang Mengajukan Pertanyaan dan/atau Memberikan Pendapat Number of Shareholders Raising Questions and/or Opinions	
Jumlah pemegang saham yang mengajukan pertanyaan dan/atau memberikan pendapat : - Number of shareholders raising questions and/or opinions Pertanyaan : - Question Jawaban : - Answer	
Hasil Pemungutan Suara **Voting Outcome**	
Setuju : 543,847,128 saham / shares (100%) For Tidak Setuju : - Against Abstain : - Abstain	
Keputusan **Resolution**	
1. Menunjuk AP Maria Leckzinska dari KAP Mirawati Sensi Idris untuk melakukan audit terhadap Laporan Keuangan Konsolidasian Perseroan untuk tahun buku 2022, dengan catatan AP Maria Leckzinska dapat memenuhi kriteria yang ditetapkan oleh Perseroan	1. Appointed AP Maria Leckzinska of KAP Mirawati Sensi Idris to perform the audit on the Company's Consolidated Financial Statements for the financial year 2022, provided that AP Maria Leckzinska can fulfill the criteria set by the Company
2. Memberikan wewenang kepada Direksi Perseroan untuk menunjuk AP pengganti dan/atau KAP pengganti dalam hal AP Maria Leckzinska berhalangan tetap menjalankan tugasnya, dengan meminta rekomendasi dari Komite Audit	2. Granted authority to the Board of Directors to appoint the replacement of AP and/or the replacement of KAP in the event that AP Maria Leckzinska cannot perform her duties, by requesting the recommendation from the Audit Committee
3. Memberikan wewenang kepada Direksi Perseroan untuk menetapkan honorarium untuk jasa audit tersebut di atas	3. Granted authority to the Board of Directors to determine the honorarium for the above-mentioned audit servicess
Pelaksanaan **Execution**	
Keputusan sudah dilaksanakan. Perseroan telah menunjuk AP Maria Leckzinska dari KAP Mirawati Sensi Indris untuk melakukan audit terhadap Laporan Keuangan Konsolidasian Perseroan untuk tahun buku 2022 berdasarkan Surat Penunjukan No. 098/V/2022/GA/LSK/MSId tanggal 30 Mei 2022. Laporan penunjukan AP dan/atau KAP, beserta dengan dokumen pendukung terkait telah disampaikan ke OJK dan BEI pada tanggal 14 Juni 2022.	Resolution had been executed. The Company had appointed AP Maria Leckzinska from KAP Mirawati Sensi Idris to conduct an audit on the Company's Financial Statements for the financial year 2022 based on Appointment Letter No. 098/V/2022/GA/LSK/MSId dated May 30, 2022. Report on the appointment of the AP and/or KAP, along with related supporting documents, were submitted to OJK and IDX on June 14, 2022.

RUPSLB 2022

RUPSLB sehubungan dengan pengambilalihan seluruh saham Dampier Coal (Queensland) Pty Ltd (selaku pemilik 80% saham BHP Mitsui Coal Pty Ltd) oleh Stanmore SMC Holdings Pty Ltd pada tanggal 23 Februari 2022

Linimasa persiapan dan penyelenggaraan RUPSLB adalah sebagai berikut:

EGM 2022

EGM in relation to the acquisition of all shares of Dampier Coal (Queensland) Pty Ltd (being the owner of 80% shares of BHP Mitsui Coal Pty Ltd) by Stanmore SMC Holdings Pty Ltd which was held on February 23, 2022

The timeline for the preparation and holding of the EGM is as follow:

	Tanggal Date
Penyampaian Rencana Pelaksanaan RUPSLB ke OJK Submission of the EGM Holding Plan to OJK	December 22, 2021
Pengumuman RUPSLB[1)2)] Announcement of EGM[1)2)]	December 30, 2021
Pemanggilan RUPSLB[1)2)] Notice of EGM[1)2)]	January 14, 2022
Tata Tertib dan Materi RUPST[4)] AGM Rules and Materials[4)]	January 14, 2022
Pengumuman Perubahan dan/atau Tambahan atas Keterbukaan Informasi (I)[1)2)] Announcement of the Amendment and/or Addition to the Information Disclosure (I)[1)2)]	February 3, 2022
Pengumuman Penundaan RUPSLB[1)2)] Announcement of the Postponement of EGM[1)2)]	February 4, 2022
Pengumuman Penjadwalan Ulang Panggilan RUPSLB[1)2)] Announcement of the Rescheduling of Notice of EGM[1)2)]	February 7, 2022

	Tanggal Date
Pengumuman Penundaan RUPSLB[1)2)] Announcement of the Postponement of EGM[1)2)]	February 14, 2022
Pengumuman Penundaan RUPSLB[1)2)] Announcement of the Postponement of EGM[1)2)]	February 18, 2022
Pengumuman Konfirmasi atas Penjadwalan Ulang Panggilan RUPSLB[1)2)] Announcement of the Confirmation on the Rescheduling of Notice of EGM[1)2)]	February 21, 2022
Pengumuman Perubahan dan/atau Tambahan atas Keterbukaan Informasi (II)[1)2)] Announcement of the Amendment and/or Addition to the Information Disclosure (II)[1)2)]	February 21, 2022
RUPSLB The EGM	February 23, 2022
Ringkasan Risalah RUPSLB[1)2)] Summary of Minutes of the EGM[1)2)]	February 23, 2022
Penyampaian Salinan Risalah RUPSLB ke OJK Submission of Copy of Minutes of the EGM to OJK	March 15, 2022

Keterangan / Notes:
1) Disajikan dalam Bahasa Indonesia dan Inggris
2) Diumumkan melalui situs web Perseroan, situs web BEI, dan situs web penyedia e-RUPS (KSEI) sesuai dengan peraturan yang berlaku
3) Bahan mata acara RUPSLB tersedia bagi para pemegang saham dalam bentuk salinan dokumen fisik di kantor Perseroan (dengan permintaan tertulis dari pemegang saham) dan dalam bentuk salinan dokumen elektronik di situs web Perseroan sejak tanggal dilakukannya pemanggilan RUPSLB
1) Presented in Bahasa Indonesia and English
2) Published on the Company's website, IDX's website, and the website of the e-GMS provider (KSEI) in accordance with applicable regulations
3) EGM materials are available to shareholders in the form of copies of physical documents in the Company's office (with written request from shareholders) and in the form of copies of electronic documents on the Company's website since the date of notice of EGM

RUPSLB dipimpin oleh Bapak Hermawan Tarjono selaku Direktur Perseroan, sesuai dengan Keputusan Dewan Komisaris tanggal 28 Januari 2022 dan Keputusan Direksi tanggal 28 Januari 2022.

The EGM was chaired by Mr. Hermawan Tarjono as the Director of the Company, based on the Resolution of the Board of Commissioners dated January 28, 2022, and the Resolution of the Board of Directors dated January 28, 2022.

RUPSLB dihadiri oleh Komisaris Independen, Direksi, dan Komite Perseroan. RUPSLB juga dihadiri secara fisik oleh notaris dan perwakilan Biro Administrasi Efek.

The EGM was attended by the Independent Commissioners, Board of Directors, and Committees of the Company. The EGM was also physically attended by a notary and the representative of the Share Administration Bureau.

Daftar hadir anggota Dewan Komisaris, Direksi, dan Komite Perseroan dalam RUPSLB adalah sebagai berikut:

The following is the list of the Company's members of the Board of Commissioners, Board of Directors, and Committees present at the EGM:

No	Nama Name	Jabatan Position	Kehadiran Attendance
1	Franky Oesman Widjaja[1)]	Presiden Komisaris dan Anggota Komite Nominasi dan Remunerasi President Commissioner and Member of the Nomination and Remuneration Committee	X
2	Indra Widjaja[1)3)]	Wakil Presiden Komisaris Vice President Commissioner	X
3	Dr.-Ing. Evita Herawati Legowo[2)]	Komisaris Independen dan Ketua Komite Nominasi dan Remunerasi Independent Commissioner and Chairperson of the Nomination and Remuneration Committee	✓
4	Robert Arthur Simanjuntak, Ph.D.[2)]	Komisaris Independen dan Ketua Komite Audit Independent Commissioner and Chairperson of the Audit Committee	✓
5	Dr. Ir. Andy Noorsaman Sommeng, DEA[2)4)]	Komisaris Independen Independent Commissioner	✓
6	Ir. F.X. Sutijastoto, M.A.[5)]	Komisaris Independen Independent Commissioner	X
7	Dr. Hendrikus Passagi, S.Sos., S.H, M.H., M.Sc.[5)]	Komisaris Independen, Anggota Komite Audit, dan Anggota Komite Manajemen Risiko Independent Commissioner, Member of the Audit Committee, and Member of the Risk Management Committee	X
8	Drs. Carel Risakotta[2)]	Anggota Komite Audit Member of the Audit Committee	X
9	Michell Suharli[2)]	Anggota Komite Audit Member of the Audit Committee	X
10	Dr. Susi Susantijo, S.H., LL.M.[2)]	Anggota Komite Nominasi dan Remunerasi Member of the Nomination and Remuneration Committee	✓
11	Lay Krisnan Cahya	Presiden Direktur President Director	✓

No	Nama Name	Jabatan Position	Kehadiran Attendance
12	Lokita Prasetya	Wakil Presiden Direktur Vice President Director	✓
13	Hermawan Tarjono	Direktur Director	✓
14	Handhianto Suryo Kentjono	Direktur Director	✓
15	Daniel Cahya[2)]	Direktur Director	✓
16	Alex Sutanto	Direktur Director	✓

Keterangan / Notes:
1) Berhalangan hadir karena memiliki agenda lain
2) Hadir secara virtual
3) Bapak Indra Widjaja telah mengajukan permohonan pengunduran diri dari jabatannya selaku Wakil Presiden Komisaris dan pengunduran diri tersebut telah disahkan dalam RUPSLB Perseroan tanggal 6 Oktober 2022
4) Bapak Dr. Ir. Andy Noorsaman Sommeng, DEA telah diberhentikan dengan hormat dari jabatannya selaku Komisaris Independen dan pemberhentian tersebut telah disahkan dalam RUPSLB Perseroan tanggal 6 Oktober 2022
5) Bapak Ir F.X. Sutijastoto M.A. dan Bapak Dr. Hendrikus Passagi, S.Sos., S.H., M.H., M.Sc. diangkat sebagai Komisaris Independen berdasarkan keputusan RUPSLB Perseroan tanggal 6 Oktober 2022
1) Unable to attend due to other agenda
2) Attended virtually
3) Mr. Indra Widjaja had tendered resignation from his position as Vice President Commissioner and the resignation was approved by the Company's EGM dated October 6, 2022
4) Mr. Dr. Ir. Andy Noorsaman Sommeng, DEA has been honorably dismissed from his position as Independent Commissioner and the dismissal was approved by the Company's EGM dated October 6, 2022
5) Mr. Ir. F.X. Sutijastoto M.A. and Mr. Dr. Hendrikus Passagi, S.Sos., S.H., M.H., M.Sc. were appointed as Independent Commissioner of the Company based on the resolution of the Company's EGM dated October 6, 2022

Keputusan dan Realisasi RUPSLB

RUPSLB dihadiri oleh pemegang saham Perseroan yang mewakili total 635.514.520 lembar saham dengan hak suara yang sah atau setara dengan 82,48% dari total hak suara. Jumlah ini termasuk 173.962.200 lembar saham atau 56,30% dari sebanyak 309.000.000 saham yang dimiliki oleh pemegang saham independen dan pemegang saham yang bukan merupakan pihak terafiliasi dengan Perseroan, anggota Direksi, anggota Dewan Komisaris, Pemegang Saham Utama, ataupun Pemegang Saham Pengendali Perseroan.

Hasil keputusan RUPSLB adalah sebagai berikut:

Resolutions and Realization of the EGM

The EGM was attended by the Company's shareholders representing a total of 635,514,520 shares with valid voting rights or equivalent to 82.48% of the total voting rights. This number includes 173,962,200 shares or 56.30% of 309,000,000 shares owned by independent shareholders and shareholders who are not affiliated with the Company, members of the Board of Directors, members of the Board of Commissioners, Main Shareholders, or Controlling Shareholders of the Company.

The resolutions of the EGM were as follows:

MATA ACARA PERTAMA First Agendum	
Persetujuan atas pengambilalihan seluruh saham Dampier Coal (Queensland) Pty Ltd (selaku pemilik 80% saham BHP Mitsui Coal Pty Ltd) oleh Stanmore SMC Holdings Pty Ltd	Approval of the acquisition of all shares of Dampier Coal (Queensland) Pty Ltd (being the owner of 80% shares of BHP Mitsui Coal Pty Ltd) by Stanmore SMC Holdings Pty Ltd
Jumlah Pemegang Saham yang Mengajukan Pertanyaan dan/atau Memberikan Pendapat Number of Shareholders Raising Questions and/or Opinions	
Jumlah pemegang saham yang mengajukan pertanyaan dan/atau memberikan pendapat : - Number of shareholders raising questions and/or opinions Pertanyaan : - Question Jawaban : - Answer	
Hasil Pemungutan Suara **Voting Outcome**	
Setuju : 173,962,200 saham / shares (100%) For Tidak Setuju : - Against Abstain : - Abstain	
Keputusan **Resolution**	
1. Menyetujui pengambilalihan seluruh saham Dampier Coal (Queensland) Pty Ltd (selaku pemilik 80% saham BHP Mitsui Coal Pty Ltd) oleh Stanmore SMC Holdings Pty Ltd termasuk seluruh rangkaian transaksi pengambilalihan yang mana mencakup pula rencana perolehan fasilitas pembiayaan akuisisi sebesar USD 625.000.000 dari sindikasi lembaga pembiayaan kepada SMC	1. Approved the acquisition of all shares of Dampier Coal (Queensland) Pty Ltd (being the owner of 80% shares of BHP Mitsui Coal Pty Ltd) by Stanmore SMC Holdings Pty Ltd including the entire series of transactions of the acquisition, inclusive of the plan to obtain acquisition financing facility of USD 625,000,000 from a syndicate of financiers to SMC

MATA ACARA PERTAMA First Agendum	
2. Menyetujui untuk memberikan wewenang dan kuasa kepada Direksi Perseroan, dengan hak substitusi, untuk melakukan segala dan setiap tindakan yang diperlukan sehubungan dengan rencana pengambilalihan termasuk seluruh rangkaian transaksi pengambilalihan yang mana mencakup pula rencana perolehan fasilitas pembiayaan tersebut	2. Approved the granting of authority and power to the Board of Directors of the Company, with right of substitution, to take any and all necessary actions in relation to the proposed acquisition including the entire series of transactions of the acquisition, inclusive of the plan to obtain acquisition financing facility
Pelaksanaan **Execution**	
Keputusan sudah dilaksanakan. Pada tanggal 3 Mei 2022, Stanmore SMC Holdings Pty Ltd telah melakukan penyelesaian transaksi pengambilalihan 100% saham Dampier Coal (Queensland) Pty Ltd. Perseroan telah melakukan keterbukaan informasi sehubungan dengan penyelesaian transaksi pengambilalihan 100% saham Dampier Coal (Queensland) Pty Ltd tersebut pada tanggal 3 Mei 2022.	Resolution had been executed. On May 3, 2022, Stanmore SMC Holdings Pty Ltd had completed the acquisition transaction of 100% shares of Dampier Coal (Queensland) Pty Ltd. The Company has made an information disclosure in connection with the completion of the acquisition transaction of 100% shares of Dampier Coal (Queensland) Pty Ltd on May 3, 2022.

MATA ACARA KEDUA Second Agendum	
Persetujuan atas pemberian penjaminan oleh Stanmore Resources Limited atas kewajiban Stanmore SMC Holdings Pty Ltd dan oleh Golden Energy and Resources Limited atas kewajiban Stanmore Resources Limited, sehubungan dengan rencana pengambilalihan seluruh saham Dampier Coal (Queensland) Pty Ltd	Approval of the granting of guarantees by Stanmore Resources Limited for the obligations of Stanmore SMC Holdings Pty Ltd and by Golden Energy and Resources Limited for the obligations of Stanmore Resources Limited, in relation to the acquisition plan of all shares of Dampier Coal (Queensland) Pty Ltd
Jumlah Pemegang Saham yang Mengajukan Pertanyaan dan/atau Memberikan Pendapat **Number of Shareholders Raising Questions and/or Opinions**	
Jumlah pemegang saham yang mengajukan pertanyaan dan/atau memberikan pendapat : - Number of shareholders raising questions and/or opinions Pertanyaan : - Question Jawaban : - Answer	
Hasil Pemungutan Suara **Voting Outcome**	
Setuju : 173,962,200 saham / shares (100%) For Tidak Setuju : - Against Abstain : - Abstain	
Keputusan **Resolution**	
1. Menyetujui pemberian penjaminan oleh Stanmore Resources Limited atas kewajiban Stanmore SMC Holdings Pty Ltd dan oleh Golden Energy and Resources Limited atas kewajiban Stanmore Resources Limited, sehubungan dengan rencana pengambilalihan seluruh saham Dampier Coal (Queensland) Pty Ltd	1. Approved the granting of guarantees by Stanmore Resources Limited for the obligations of Stanmore SMC Holdings Pty Ltd and by Golden Energy and Resources Limited for the obligations of Stanmore Resources Limited, in relation to the acquisition plan of all shares of Dampier Coal (Queensland) Pty Ltd
2. Menyetujui untuk memberikan wewenang dan kuasa kepada Direksi Perseroan, dengan hak substitusi, untuk melakukan segala dan setiap tindakan yang diperlukan sehubungan dengan pemberian penjaminan tersebut	2. Approved the granting of authority and power to the Board of Directors of the Company, with right of substitution, to take any and all necessary actions in relation to the granting of guarantees
Pelaksanaan **Execution**	
Keputusan sudah dilaksanakan. Pemberian penjaminan sehubungan dengan rencana pengambilalihan seluruh saham Dampier Coal (Queensland) Pty Ltd oleh Stanmore Resources Limited atas kewajiban Stanmore SMC Holdings Pty Ltd dan oleh Golden Energy and Resources Limited atas kewajiban Stanmore Resources Limited telah dilaksanakan, sehingga Stanmore SMC Holdings Pty Ltd dapat melakukan penyelesaian transaksi pengambilalihan 100% saham Dampier Coal (Queensland) Pty Ltd pada tanggal 3 Mei 2022. Perseroan telah melakukan keterbukaan informasi sehubungan dengan penyelesaian transaksi pengambilalihan 100% saham Dampier Coal (Queensland) Pty Ltd tersebut pada tanggal 3 Mei 2022.	Resolution had been executed. The granting of guarantees in relation to the acquisition plan of all shares of Dampier Coal (Queensland) Pty Ltd by Stanmore Resources Limited for the obligations of Stanmore SMC Holdings Pty Ltd and by Golden Energy and Resources Limited for the obligations of Stanmore Resources Limited has been implemented, so that Stanmore SMC Holdings Pty Ltd can complete the acquisition transaction of 100% shares of Dampier Coal (Queensland) Pty Ltd on May 3, 2022. The Company has made an information disclosure in connection with the completion of the acquisition transaction of 100% shares of Dampier Coal (Queensland) Pty Ltd on May 3, 2022.

RUPSLB sehubungan dengan perubahan susunan pengurus Perseroan pada tanggal 6 Oktober 2022

Linimasa persiapan dan penyelenggaraan RUPSLB adalah sebagai berikut:

EGM in relation to the changes in the composition of the Company's management which was held on October 6, 2022

The timeline for the preparation and holding of the EGM is as follow:

	Tanggal Date
Penyampaian Rencana Pelaksanaan RUPSLB ke OJK Submission of the EGM Holding Plan to OJK	August 22, 2022
Pengumuman RUPSLB[1)2)] Announcement of EGM[1)2)]	August 30, 2022
Pemanggilan RUPSLB[1)2)] Notice of EGM[1)2)]	September 14, 2022
Tata Tertib dan Materi RUPST[3)] AGM Rules and Materials[3)]	September 14, 2022
RUPSLB The EGM	October 6, 2022
Ringkasan Risalah RUPSLB[1)2)] Summary of Minutes of the EGM[1)2)]	October 6, 2022
Penyampaian Salinan Risalah RUPSLB ke OJK Submission of Copy of Minutes of the EGM to OJK	November 1, 2022

Keterangan / Notes:
1) Disajikan dalam Bahasa Indonesia dan Inggris
2) Diumumkan melalui situs web Perseroan, situs web BEI, dan situs web penyedia e-RUPS (KSEI) sesuai dengan peraturan yang berlaku
3) Bahan mata acara RUPSLB (termasuk profil calon komisaris indepeden baru Perseroan) tersedia bagi para pemegang saham dalam bentuk salinan dokumen fisik di kantor Perseroan (dengan permintaan tertulis dari pemegang saham) dan dalam bentuk salinan dokumen elektronik di situs web Perseroan sejak tanggal dilakukannya pemanggilan RUPSLB
1) Presented in Bahasa Indonesia and English
2) Published on the Company's website, IDX's website, and the website of the e-GMS provider (KSEI) in accordance with applicable regulations
3) EGM materials (including the profile of the proposed independent commissioners of the Company) are available to shareholders in the form of copies of physical documents in the Company's office (with a written request from shareholders) and in the form of copies of electronic documents on the Company's website since the date of notice of EGM

RUPSLB dipimpin oleh Bapak Lay Krisnan Cahya selaku Presiden Direktur Perseroan, sesuai dengan Keputusan Dewan Komisaris tanggal 9 September 2022 dan Keputusan Direksi tanggal 21 September 2022.

The EGM was chaired by Mr. Lay Krisnan Cahya as the President Director of the Company, based on the Resolution of the Board of Commissioners dated September 9, 2022, and the Resolution of the Board of Directors dated September 21, 2022.

RUPSLB dihadiri oleh Komisaris Independen, Direksi, dan Komite Perseroan. RUPSLB juga dihadiri secara fisik oleh notaris dan perwakilan Biro Administrasi Efek.

The EGM was attended by the Independent Commissioners, Board of Directors, and Committees of the Company. The EGM was also physically attended by a notary and the representative of the Share Administration Bureau.

Daftar hadir anggota Dewan Komisaris, Direksi, dan Komite Perseroan dalam RUPSLB adalah sebagai berikut:

The following is the list of the Company's members of the Board of Commissioners, Board of Directors, and Committees present at the EGM:

No	Nama Name	Jabatan Position	Kehadiran Attendance
1	Franky Oesman Widjaja[1)]	Presiden Komisaris dan Anggota Komite Nominasi dan Remunerasi President Commissioner and Member of the Nomination and Remuneration Committee	X
2	Indra Widjaja[1)3)]	Wakil Presiden Komisaris Vice President Commissioner	X
3	Dr.-Ing. Evita Herawati Legowo[2)]	Komisaris Independen dan Ketua Komite Nominasi dan Remunerasi Independent Commissioner and Chairperson of the Nomination and Remuneration Committee	✓
4	Robert Arthur Simanjuntak, Ph.D.[2)]	Komisaris Independen dan Ketua Komite Audit Independent Commissioner and Chairperson of the Audit Committee	✓
5	Dr. Ir. Andy Noorsaman Sommeng, DEA[2)4)]	Komisaris Independen Independent Commissioner	✓
6	Ir. F.X. Sutijastoto, M.A.[5)]	Komisaris Independen Independent Commissioner	✓
7	Dr. Hendrikus Passagi, S.Sos., S.H, M.H., M.Sc.[5)]	Komisaris Independen, Anggota Komite Audit, dan Anggota Komite Manajemen Risiko Independent Commissioner, Member of the Audit Committee, and Member of the Risk Management Committee	✓
8	Drs. Carel Risakotta[1)]	Anggota Komite Audit Member of the Audit Committee	X
9	Michell Suharli[2)]	Anggota Komite Audit Member of the Audit Committee	✓
10	Dr. Susi Susantijo, S.H., LL.M.[1)]	Anggota Komite Nominasi dan Remunerasi Member of the Nomination and Remuneration Committee	X
11	Lay Krisnan Cahya	Presiden Direktur President Director	✓
12	Lokita Prasetya	Wakil Presiden Direktur Vice President Director	✓

No	Nama Name	Jabatan Position	Kehadiran Attendance
13	Hermawan Tarjono	Direktur Director	✓
14	Handhianto Suryo Kentjono	Direktur Director	✓
15	Daniel Cahya	Direktur Director	✓
16	Alex Sutanto	Direktur Director	✓

Keterangan / Notes:
1) Berhalangan hadir karena memiliki agenda lain
2) Hadir secara virtual
3) Bapak Indra Widjaja telah mengajukan permohonan pengunduran diri dari jabatannya selaku Wakil Presiden Komisaris dan pengunduran diri tersebut telah disahkan dalam RUPSLB Perseroan tanggal 6 Oktober 2022
4) Bapak Dr. Ir. Andy Noorsaman Sommeng, DEA telah diberhentikan dengan hormat dari jabatannya selaku Komisaris Independen dan pemberhentian tersebut telah disahkan dalam RUPSLB Perseroan tanggal 6 Oktober 2022
5) Bapak Ir. F.X. Sutijastoto M.A. dan Bapak Dr. Hendrikus Passagi, S.Sos., S.H., M.H., M.Sc. diangkat sebagai Komisaris Independen berdasarkan keputusan RUPSLB Perseroan tanggal 6 Oktober 2022
1) Unable to attend due to other agenda
2) Attended virtually
3) Mr. Indra Widjaja had tendered resignation from his position as Vice President Commissioner and the resignation was approved by the Company's EGM dated October 6, 2022
4) Mr. Dr. Ir. Andy Noorsaman Sommeng, DEA has been honorably dismissed from his position as Independent Commissioner and the dismissal was approved by the Company's EGM dated October 6, 2022
5) Mr. Ir. F.X. Sutijastoto M.A. and Mr. Dr. Hendrikus Passagi, S.Sos., S.H.,M.H., M.Sc. were appointed as Independent Commissioner of the Company based on the resolution of the Company's EGM dated October 6, 2022

Keputusan dan Realisasi RUPSLB

RUPSLB dihadiri oleh pemegang saham Perseroan yang mewakili total 506.944.855 lembar saham dengan hak suara yang sah atau setara dengan 65,79% dari total hak suara.

Hasil keputusan RUPSLB adalah sebagai berikut:

Resolutions and Realization of the EGM

The EGM was attended by the Company's shareholders representing a total of 506,944,855 shares with valid voting rights or equivalent to 65.79% of the total voting rights.

The resolutions of the EGM were as follows:

MATA ACARA Agendum	
Persetujuan atas perubahan susunan pengurus Perseroan	Approval of the changes in the composition of the Company's management
Jumlah Pemegang Saham yang Mengajukan Pertanyaan dan/atau Memberikan Pendapat **Number of Shareholders Raising Questions and/or Opinions**	
Jumlah pemegang saham yang mengajukan pertanyaan dan/atau memberikan pendapat : - Number of shareholders raising questions and/or opinions Pertanyaan : - Question Jawaban : - Answer	
Hasil Pemungutan Suara **Voting Outcome**	
Setuju : 506,944,855 saham / shares (100%) For Tidak Setuju : - Against Abstain : - Abstain	
Keputusan **Resolution**	
1. Menyetujui permohonan pengunduran diri Bapak Indra Widjaja dari jabatannya selaku Wakil Presiden Komisaris Perseroan dan memberikan pelunasan dan pembebasan tanggung jawab sepenuhnya (*acquit et decharge*) atas tindakan pengawasan yang telah dilakukan, sejauh tindakan tersebut tercermin dalam Laporan Tahunan dan Laporan Keuangan Konsolidasian Perseroan	1. Approved the resignation of Mr. Indra Widjaja from his position as the Vice President Commissioner of the Company and to grant full release and discharge (*acquit et decharge*) for the supervisory actions that have been taken, to the extent that those actions were reflected in the Company's Annual Report and Consolidated Financial Statements
2. Memberhentikan dengan hormat Bapak Dr. Ir. Andy Noorsaman Sommeng, DEA, dari jabatannya selaku Komisaris Independen Perseroan dan memberikan pelunasan dan pembebasan tanggung jawab sepenuhnya (*acquit et decharge*) atas tindakan pengawasan yang telah dilakukan, sejauh tindakan tersebut tercermin dalam Laporan Tahunan dan Laporan Keuangan Konsolidasian Perseroan	2. Honorably dismissed Mr. Dr. Ir. Andy Noorsaman Sommeng, DEA, from his position as the Independent Commissioner of the Company and to grant full release and discharge (*acquit et decharge*) for the supervisory actions that have been taken, to the extent that those actions were reflected in the Company's Annual Report and Consolidated Financial Statements
3. Mengangkat Bapak Ir. F.X. Sutijastoto, M.A. sebagai Komisaris Independen Perseroan, dengan masa jabatan sesuai dengan masa jabatan anggota Dewan Komisaris lainnya	3. Appointed Mr. Ir. F.X. Sutijastoto, M.A. as an Independent Commissioner of the Company, with a term of office in accordance with the term of other members of the Board of Commissioners

MATA ACARA Agendum	
4. Mengangkat Bapak Dr. Hendrikus Passagi, S.Sos., S.H., M.Sc. M.H., sebagai Komisaris Independen Perseroan, dengan masa jabatan sesuai dengan masa jabatan anggota Dewan Komisaris lainnya	4. Appointed Mr. Dr. Hendrikus Passagi, S.Sos., S.H., M.H., M.Sc. as an Independent Commissioner of the Company, with a term of office in accordance with the term of other members of the Board of Commissioners
5. Menetapkan susunan anggota Dewan Komisaris dan Direksi Perseroan terhitung sejak ditutupnya Rapat ini, sebagai berikut: Dewan Komisaris: - Franky Oesman Widjaja sebagai Presiden Komisaris - Dr.-Ing. Evita Herawati Legowo sebagai Komisaris Independen - Robert Arthur Simanjuntak, Ph.D., sebagai Komisaris Independen - Ir. F.X. Sutijastoto, M.A. sebagai Komisaris Independen - Dr. Hendrikus Passagi, S.Sos., S.H., M.H., M.Sc. sebagai Komisaris Independen	5. Determined the composition of the members of the Board of Commissioners and Board of Directors of the Company as of the closing of this Meeting, as follows: Board of Commissioners: - Franky Oesman Widjaja as President Commissioner - Dr.-Ing. Evita Herawati Legowo as Independent Commissioner - Robert Arthur Simanjuntak, Ph.D. as Independent Commissioner - Ir. F.X. Sutijastoto, M.A. as Independent Commissioner - Dr. Hendrikus Passagi, S.Sos., S.H., M.H., M.Sc. as Independent Commissioner
Direksi: - Lay Krisnan Cahya sebagai Presiden Direktur - Lokita Prasetya sebagai Wakil Presiden Direktur - Hermawan Tarjono sebagai Direktur - Handhianto Suryo Kentjono sebagai Direktur - Daniel Cahya sebagai Direktur - Alex Sutanto sebagai Direktur	Board of Directors: - Lay Krisnan Cahya as President Director - Lokita Prasetya as Vice President Director - Hermawan Tarjono as Director - Handhianto Suryo Kentjono as Director - Daniel Cahya as Director - Alex Sutanto as Director
6. Memberikan kuasa kepada Direksi dan/atau Sekretaris Perusahaan Perseroan, baik bersama-sama maupun sendiri-sendiri, untuk menyatakan keputusan Rapat dalam suatu akta notaris, dan untuk menghadap di mana perlu, memberikan keterangan atau laporan, membuat serta menandatangani semua surat atau akta yang diperlukan dan memberitahukan perubahan susunan pengurus Perseroan kepada instansi yang berwenang, membuat perubahan dan/atau tambahan yang diperlukan agar laporan dapat diterima dan melakukan segala sesuatu yang dipandang perlu dan berguna, tanpa ada yang dikecualikan	6. Granted authority to the Board of Directors and/or Corporate Secretary of the Company, either collectively or individually, to state the resolution of the Meeting into notarial deed, and to appear where necessary, provide statement or report, to make and sign all necessary letters or deeds and inform the changes in the composition of the Company's management to authorized agencies, to make necessary changes and/or addendum in order for the report to be accepted and to perform all necessary actions, without exception
Pelaksanaan **Execution**	
Keputusan sudah dilaksanakan. Pengunduran diri Bapak Indra Widjaja dan pemberhentian dengan hormat Bapak Dr. Ir. Andy Noorsaman Sommeng, DEA telah dikukuhkan dalam RUPSLB, sehingga susunan anggota Dewan Komisaris Perseroan sejak ditutupnya RUPSLB telah diubah sesuai keputusan RUPSLB.	Resolution had been executed. The resignation of Mr. Indra Widjaja and the honorably dismissal of Mr. Dr. Ir. Andy Noorsaman Sommeng, DEA were confirmed at the EGM, so that the composition of the members of the Board of Commissioners of the Company since the end of the EGM has been changed according to the EGM resolutions.

RUPS Tahun 2021

Pada tahun 2021, Perseroan menyelenggarakan 2 (dua) kali RUPS, yaitu RUPST untuk tahun buku 2020 yang diselenggarakan pada tanggal 28 Mei 2021 ("**RUPST 2021**") dan RUPSLB sehubungan dengan penerbitan saham-saham baru tanpa hak untuk memesan efek terlebih dahulu yang diselenggarakan pada tanggal 22 Desember 2021 ("**RUPSLB 2021**"). RUPST 2021 dan RUPSLB 2021 diselenggarakan secara fisik di Sinar Mas Land Plaza, Menara 2, Lantai 39, Jl. M.H. Thamrin No. 51, Jakarta Pusat.

RUPST Tahun 2021

Pada penyelenggaraan RUPST 2021, sehubungan dengan kondisi pandemi Covid-19 serta mengacu kepada Peraturan OJK No. 16/POJK.04/2020 tentang Penyelenggaraan RUPS Perusahaan Terbuka secara Elektronik, Perseroan memberikan fasilitas kepada para pemegang saham untuk dapat menghadiri RUPST 2021 secara elektronik.

Linimasa persiapan dan penyelenggaraan RUPST 2021 adalah sebagai berikut:

GMS in 2021

In 2021, the Company held 2 (two) GMS, i.e., the AGM for the 2020 financial year which was held on May 28, 2021 ("**AGM 2021**") and the EGM in relation to the issuance of new shares without pre-emptive right, which was held on December 22, 2021 ("**EGM 2021**"). Both AGM 2021 and EGM 2021 were held physically in Sinar Mas Land Plaza, Tower 2, 39th Floor, Jl. M.H. Thamrin No. 51, Central Jakarta.

GMS in 2021

In holding the AGM 2021, due to the Covid-19 pandemic and with reference to OJK's Regulation No. 16/POJK.04/2020 on the Implementation of Electronic GMS by Public Companies, the Company facilitates its shareholders to be able to attend the AGM 2021 electronically.

The timeline for the preparation and holding of the AGM 2021 is as follow:

	Tanggal Date
Penyampaian Rencana Pelaksanaan RUPST untuk Tahun Buku 2020 ke OJK Submission of the AGM Holding Plan for Financial Year 2020 to OJK	April 6, 2021
Pengumuman RUPST[1)2)] Announcement of AGM[1)2)]	April 13, 2021
Pemanggilan RUPST[1)2)3)] Notice of AGM[1)2)3)]	April 28, 2021

	Tanggal Date
Tata Tertib dan Materi RUPST[4)] AGM Rules and Materials[4)]	April 28, 2021
RUPST The AGM	May 28, 2021
Ringkasan Risalah RUPST[1)2)] Summary of Minutes of the AGM[1)2)]	May 28, 2021
Penyampaian Salinan Risalah RUPST ke OJK Submission of Copy of Minutes of the AGM to OJK	June 22, 2021

Keterangan / Notes:
1) Disajikan dalam Bahasa Indonesia dan Inggris
2) Diumumkan melalui situs web Perseroan, situs web BEI, dan situs web penyedia e-RUPS (KSEI) sesuai dengan peraturan yang berlaku
3) Perseroan telah mencantumkan usulan AP dan KAP dalam pemanggilan RUPST
4) Bahan mata acara RUPST tersedia bagi para pemegang saham dalam bentuk salinan dokumen fisik di kantor Perseroan (dengan permintaan tertulis dari pemegang saham) dan dalam bentuk salinan dokumen elektronik di situs web Perseroan sejak tanggal dilakukannya pemanggilan RUPST
1) Presented in Bahasa Indonesia and English
2) Published on the Company's website, IDX's website, and the website of the e-GMS provider (KSEI) in accordance with the applicable regulations
3) The Company had included the proposed AP and KAP in the notice of AGM
4) AGM materials are available to shareholders in the form of copies of physical documents in the Company's office (with a written request from shareholders) and in the form of copies of electronic documents on the Company's website since the date of notice of AGM

RUPST 2021 dipimpin oleh Bapak Hermawan Tarjono selaku anggota Direksi Perseroan, sesuai dengan Keputusan Dewan Komisaris tanggal 1 April 2021 dan Keputusan Direksi tanggal 7 April 2021.

The AGM 2021 was chaired by Mr. Hermawan Tarjono as a member of the Board of Directors of the Company, based on the Resolution of the Board of Commissioners dated April 1, 2021, and the Resolution of the Board of Directors dated April 7, 2021.

RUPST 2021 dihadiri oleh Komisaris Independen, Direksi, dan Komite Perseroan. RUPST 2021 juga dihadiri secara fisik oleh notaris, AP, dan perwakilan Biro Administrasi Efek.

The AGM 2021 was attended by the Independent Commissioners, Board of Directors, and Committees of the Company. The AGM 2021 was also physically attended by a notary, AP, and the representatives of the Share Administration Bureau.

Daftar hadir anggota Dewan Komisaris, Direksi, dan Komite Perseroan dalam RUPST 2021 adalah sebagai berikut:

The following is the list of the Company's members of the Board of Commissioners, Board of Directors and Committees present at the AGM 2021:

No	Nama Name	Jabatan Position	Kehadiran Attendance
1	Franky Oesman Widjaja[1)]	Presiden Komisaris dan Anggota Komite Nominasi dan Remunerasi President Commissioner and Member of the Nomination and Remuneration Committee	X
2	Indra Widjaja[1)]	Wakil Presiden Komisaris Vice President Commissioner	X
3	Dr.-Ing. Evita Herawati Legowo[2)]	Komisaris Independen dan Ketua Komite Nominasi dan Remunerasi Independent Commissioner and Chairperson of the Nomination and Remuneration Committee	✓
4	Robert Arthur Simanjuntak, Ph.D.[2)]	Komisaris Independen dan Ketua Komite Audit Independent Commissioner and Chairperson of the Audit Committee	✓
5	Dr. Ir. Andy Noorsaman Sommeng, DEA[2)]	Komisaris Independen Independent Commissioner	✓
8	Drs. Carel Risakotta[2)]	Anggota Komite Audit Member of the Audit Committee	✓
9	Asep Karsidi, M.Sc. Ph.D.[2)3)]	Anggota Komite Audit Member of the Audit Committee	✓
10	Dr. Susi Susantijo, S.H., LL.M.[2)]	Anggota Komite Nominasi dan Remunerasi Member of the Nomination and Remuneration Committee	✓
11	Lay Krisnan Cahya[2)]	Presiden Direktur President Director	✓
12	Lokita Prasetya[4)]	Wakil Presiden Direktur Vice President Director	✓
13	Hermawan Tarjono	Direktur Director	✓
13	Andrijanto[5)]	Direktur Director	✓
14	Handhianto Suryo Kentjono[6)]	Direktur Director	✓

No	Nama Name	Jabatan Position	Kehadiran Attendance
15	Daniel Cahya[6)]	Direktur Director	✓
16	Alex Sutanto[6)]	Direktur Director	✓

Keterangan / Notes:
1) Berhalangan hadir karena memiliki agenda lain
2) Hadir secara virtual
3) Bapak Asep Karsidi tidak menjabat sebagai anggota Komite Audit Perseroan efektif sejak tanggal 1 Januari 2022.
4) Bapak Lokita Prasetya telah diberhentikan dengan hormat dari jabatannya selaku Direktur Perseroan dan telah diangkat menjadi Wakil Presiden Direktur Perseroan berdasarkan keputusan RUPST tanggal 28 Mei 2021.
5) Bapak Andrijanto telah mengajukan permohonan pengunduran diri dari jabatannya selaku Direktur Perseroan dan pengunduran diri tersebut telah disahkan dalam RUPST Perseroan tanggal 28 Mei 2021.
6) Bapak Handhianto Suryo Kentjono, Bapak Alex Sutanto, dan Bapak Daniel Cahya diangkat sebagai Direktur Perseroan berdasarkan keputusan RUPST Perseroan tanggal 28 Mei 2021.
1) Unable to attend due to other agenda
2) Attended virtually
3) Mr. Asep Karsidi was no longer served as a member of the Company's Audit Committee effective from January 1, 2022.
4) Mr. Lokita Prasetya was honorably dismissed from his position as Director of the Company and was appointed as Vice President Director of the Company based on the resolution of the Company's AGM dated May 28, 2021.
5) Mr. Andrijanto had tendered resignation from his position as Director of the Company and the resignation was approved by the Company's AGM dated May 28, 2021.
6) Mr. Handhianto Suryo Kentjono, Mr. Daniel Cahya, and Mr. Alex Sutanto were appointed as Directors of the Company based on the resolution of the Company's AGM dated May 28, 2021.

Keputusan dan Realisasi RUPST 2021

RUPST 2021 dihadiri oleh pemegang saham Perseroan yang mewakili total 635.365.220 saham dengan hak suara yang sah atau setara dengan 82,46% dari total hak suara.

Perseroan menunjuk Notaris Hannywati Gunawan, S.H., notaris di Jakarta, sebagai pihak yang membuat berita acara RUPST 2021. Perseroan juga telah menunjuk PT Sinartama Gunita sebagai Biro Administrasi Efek untuk melakukan perhitungan dan validasi jumlah kehadiran dan suara.

Hasil keputusan RUPST 2021 adalah sebagai berikut:

Resolutions and Realization of the AGM 2021

The AGM 2021 was attended by the Company's shareholders representing a total of 635,365,220 shares with valid voting rights or equivalent to 82.46% of the total voting rights.

The Company appointed Notary Hannywati Gunawan, S.H., a notary in Jakarta, as the party preparing the minutes of the AGM 2021. The Company also appointed PT Sinartama Gunita as the Shares Administration Bureau to calculate and validate the number of attendance and votes.

The resolutions of the AGM 2021 were as follows:

MATA ACARA PERTAMA First Agendum	
Persetujuan Laporan Tahunan Perseroan, termasuk pengesahan Laporan Tugas Pengawasan Dewan Komisaris, dan Laporan Keuangan Konsolidasian Perseroan untuk tahun buku 2020 yang telah diaudit oleh AP Yelly Warsono dari KAP Mirawati Sensi Idris, serta pemberian pelunasan dan pembebasan tanggung jawab sepenuhnya (*acquit et decharge*) kepada Dewan Komisaris dan Direksi Perseroan atas tindakan pengawasan dan pengurusan yang telah dilakukan selama tahun buku 2020, sejauh tindakan tersebut tercermin dalam Laporan Tahunan dan Laporan Keuangan Konsolidasian Perseroan	Approval of the Company's Annual Report, including ratification of the Board of Commissioners' Supervisory Report and the Company's Consolidated Financial Statements for the financial year 2020 which was audited by AP Yelly Warsono from KAP Mirawati Sensi Idris, as well as granting full release and discharge of authority (*acquit et decharge*) to the Company's Board of Commissioners and Board of Directors for their respective supervisory and management actions conducted in the financial year 2020, to the extent that those actions are reflected in the Company's Annual Report and Consolidated Financial Statements
Jumlah Pemegang Saham yang Mengajukan Pertanyaan dan/atau Memberikan Pendapat **Number of Shareholders Raising Questions and/or Opinions**	
Jumlah pemegang saham yang mengajukan pertanyaan dan/atau memberikan pendapat : - Number of shareholders raising questions and/or opinions Pertanyaan : - Question Jawaban : - Answer	
Hasil Pemungutan Suara **Voting Outcome**	
Setuju : 635,365,220 saham / shares (100%) For Tidak Setuju : - Against Abstain : - Abstain	
Keputusan **Resolution**	
1. Menyetujui dan mengesahkan Laporan Tahunan 2020, termasuk menyetujui dan mengesahkan Laporan Tugas Pengawasan Dewan Komisaris dan Laporan Keuangan Konsolidasian Perseroan untuk tahun buku 2020 yang telah diaudit oleh AP Yelly Warsono dari KAP Mirawati Sensi Idris	1. Approved and ratified the Company's Annual Report 2020, including approving and ratifying the Board of Commissioners' Supervisory Report and the Company's Consolidated Financial Statements for the financial year 2020 which was audited by AP Yelly Warsono from KAP Mirawati Sensi Idris
2. Memberikan pelunasan dan pembebasan tanggung jawab sepenuhnya (*acquit et decharge*) kepada anggota Dewan Komisaris dan Direksi Perseroan atas tindakan pengawasan dan pengurusan yang telah dilakukan oleh masing-masing anggota Dewan Komisaris dan Direksi selama tahun buku 2020 sejauh tindakan tersebut tercermin dalam Laporan Tahunan 2020 dan Laporan Keuangan Konsolidasian Perseroan untuk tahun buku 2020	2. Granted full release and discharge of authority (*acquit et decharge*) to the Company's Board of Commissioners and Board of Directors for their respective supervisory and management actions conducted in the financial year 2020, to the extent that those actions are reflected in the Company's Annual Report 2020 and Consolidated Financial Statements for the financial year 2020

MATA ACARA PERTAMA First Agendum	
Pelaksanaan Execution	
Keputusan sudah dilaksanakan. Pada RUPST 2021, Dewan Komisaris dan Direksi telah menyampaikan Laporan Tahunan 2020 Perseroan, termasuk Laporan Tugas dan Pengawasan Dewan Komisaris dan Laporan Keuangan Konsolidasian Perseroan untuk tahun buku 2020, kepada pemegang saham dan pemegang saham telah memberikan pelunasan dan pembebasan tanggung jawab sepenuhnya (*acquit et decharge*) kepada anggota Dewan Komisaris dan Direksi atas tindakan pengawasan dan pengurusan yang telah dilakukan oleh masing-masing anggota Dewan Komisaris dan Direksi selama tahun buku 2020. Perseroan telah menerbitkan dan menyampaikan Laporan Keuangan Konsolidasian dan Laporan Tahunan Perseroan ke OJK dan BEI pada tanggal 28 April 2021.	Resolution had been executed. In the AGM 2021, the Board of Commissioners and the Board of Directors had submitted the Company's Annual Report 2020, including the Board of Commissioners Supervisory Report and the Company's Consolidated Financial Statements for the financial year 2020, to the shareholders, and the shareholders had granted full release and discharge of authority (*acquit et decharge*) to the Company's Board of Commissioners and Board of Directors for their respective supervisory and management actions conducted in the financial year 2020. The Company had issued and submitted the Consolidated Financial Statements and Annual Report to OJK and IDX on April 28, 2021.

MATA ACARA KEDUA Second Agendum	
Persetujuan penggunaan laba bersih Perseroan untuk tahun buku 2020	Approval of the allocation of the Company's profit for the year for the financial year 2020
Jumlah Pemegang Saham yang Mengajukan Pertanyaan dan/atau Memberikan Pendapat **Number of Shareholders Raising Questions and/or Opinions**	
Jumlah pemegang saham yang mengajukan pertanyaan dan/atau memberikan pendapat : - Number of shareholders raising questions and/or opinions Pertanyaan : - Question Jawaban : - Answer	
Hasil Pemungutan Suara **Voting Outcome**	
Setuju : 635,365,220 saham / shares (100%) For Tidak Setuju : - Against Abstain : - Abstain	
Keputusan **Resolution**	
Menyetujui untuk tidak membagikan dividen dan tidak menyisihkan cadangan wajib sebagaimana diatur dalam Pasal 70 UUPT	Not to distribute dividend as well as not to set aside any mandatory reserve fund as stipulated in Article 70 of UUPT
Pelaksanaan **Execution**	
Keputusan sudah dilaksanakan. Perseroan tidak mengalokasikan laba bersih Perseroan untuk tahun buku 2020 untuk pembagian dividen serta tidak menyisihkan cadangan wajib	Resolution had been executed. The Company did not allocate the Company's profit for the year for the financial year 2020 as dividends as well as did not allocate any mandatory reserve fund.

MATA ACARA KETIGA Third Agendum	
Persetujuan susunan anggota Dewan Komisaris dan Direksi Perseroan	Approval of the composition of the Board of Commissioners and the Board of Directors of the Company
Jumlah Pemegang Saham yang Mengajukan Pertanyaan dan/atau Memberikan Pendapat **Number of Shareholders Raising Questions and/or Opinions**	
Jumlah pemegang saham yang mengajukan pertanyaan dan/atau memberikan pendapat : - Number of shareholders raising questions and/or opinions Pertanyaan : - Question Jawaban : - Answer	
Hasil Pemungutan Suara **Voting Outcome**	
Setuju : 635,365,220 saham / shares (100%) For Tidak Setuju : - Against Abstain : - Abstain	

MATA ACARA KETIGA Third Agendum	
Keputusan **Resolution**	
1. Menyetujui permohonan pengunduran diri Bapak Andrijanto dari jabatannya selaku Direktur Perseroan dan memberikan pelunasan dan pembebasan tanggung jawab sepenuhnya (*acquit et decharge*) atas semua tindakan pengurusan yang telah dilakukan sejauh tindakan tersebut tercermin dalam Laporan Tahunan Perseroan dan Laporan Keuangan Konsolidasian Perseroan	1. Approved the resignation of Mr. Andrijanto from his position as a Director of the Company as well as granted full release and discharge of authority (*acquit et decharge*) for actions that had been taken to the extent that those actions are reflected in the Company's Annual Report and the Company's Consolidated Financial Statements
2. Memberhentikan dengan hormat Bapak Lokita Prasetya dari jabatannya sebagai Direktur Perseroan sekaligus menyetujui pengangkatan Bapak Lokita Prasetya sebagai Wakil Presiden Direktur Perseroan, dengan masa jabatan sesuai dengan masa jabatan anggota Direksi lainnya	2. Honorably dismissed Mr. Lokita Prasetya from his position as Director of the Company and at the same time approved the appointment of Mr. Lokita Prasetya as Vice President Director of the Company, with a term of office in accordance with that of other members of the Board of Directors
3. Mengangkat Bapak Handhianto Suryo Kentjono sebagai Direktur Perseroan, dengan masa jabatan sesuai dengan masa jabatan anggota Direksi lainnya	3. Appointed Mr. Handhianto Suryo Kentjono as Director of the Company with a term of office in accordance with that of other members of the Board of Directors
4. Mengangkat Bapak Daniel Cahya sebagai Direktur Perseroan dengan masa jabatan sesuai dengan masa jabatan anggota Direksi lainnya	4. Appointed Mr. Daniel Cahya as Director of the Company with a term of office in accordance with that of other members of the Board of Directors
5. Mengangkat Bapak Alex Sutanto sebagai Direktur Perseroan, untuk menggantikan Bapak Andrijanto, dengan masa jabatan sesuai dengan masa jabatan anggota Direksi lainnya	5. Appointed Mr. Alex Sutanto as Director of the Company, to replace Mr. Andrijanto, with a term of office in accordance with that of other members of the Board of Directors
6. Menetapkan susunan anggota Dewan Komisaris dan Direksi Perseroan sebagai berikut	6. Approved the following compositions of the Company's Board of Commissioners and Board of Directors:

Dewan Komisaris Board of Commissioners	
Presiden Komisaris President Commissioner	Franky Oesman Widjaja
Wakil Presiden Komisaris Vice President Commissioner	Indra Widjaja
Komisaris Independen Independent Commissioner	Dr.-Ing. Evita Herawati Legowo
Komisaris Independen Independent Commissioner	Robert Arthur Simanjuntak, Ph.D.
Komisaris Independen Independent Commissioner	Dr. Ir. Andy Noorsaman Sommeng, DEA

Direksi Board of Directors	
Presiden Direktur President Director	Lay Krisnan Cahya
Wakil Presiden Direktur Vice President Director	Lokita Prasetya
Direktur Director	Hermawan Tarjono
Direktur Director	Handhianto Suryo Kentjono
Direktur Director	Daniel Cahya
Direktur Director	Alex Sutanto

7. Memberikan kuasa kepada Direksi Perseroan dan/atau Sekretaris Perusahaan, baik bersama-sama maupun sendiri-sendiri, untuk menyatakan keputusan agenda ketiga rapat dalam suatu akta notaris, dan untuk menghadap dimana perlu, memberikan keterangan dan laporan, membuat serta menandatangani semua surat atau akta yang diperlukan dan memberitahukan perubahan susunan pengurus Perseroan kepada instansi yang berwenang, membuat perubahan dan/atau tambahan yang diperlukan agar laporan dapat diterima dan selanjutnya melakukan segala sesuatu yang dipandang perlu dan berguna, tanpa ada yang dikecualikan	7. Granted authority to the Board of Directors and/or Corporate Secretary of the Company, either collectively or individually, to state the third agendum into a notarial deed, and to appear where necessary, provide statement or report, to make and sign all necessary letters or deeds and inform the changes in the management's composition to authorized parties, to make necessary changes and/or addendum in order for the report to be accepted and furthermore to perform all necessary actions, without exception
Pelaksanaan **Execution**	
Keputusan sudah dilaksanakan. Pemberhentian masa jabatan Bapak Andrijanto, pengangkatan Bapak Lokita Prasetya sebagai Wakil Presiden Direktur Perseroan, serta pengangkatan Bapak Handhianto Suryo Kentjono, Bapak Daniel Cahya, dan Bapak Alex Sutanto sebagai Direktur Perseroan, telah dikukuhkan dalam RUPST 2021, sehingga susunan anggota Dewan Komisaris dan Direksi Perseroan sejak ditutupnya RUPST 2021 telah diubah sesuai keputusan RUPST 2021.	Resolution had been executed. The dismissal of Mr. Andrijanto, the appointment of Mr. Lokita Prasetya as Vice President Director of the Company, and appointment of Mr. Handhianto Suryo Kentjono, Mr. Daniel Cahya, and Mr. Alex Sutanto as Directors of the Company, were confirmed at the AGM 2021, so as the composition of the Board of Commissioners and the Board of Directors of the Company had been amended immediately since the end of the AGM 2021 according to the AGM 2021 resolutions.

MATA ACARA KEEMPAT Fourth Agendum	
Persetujuan honorarium, gaji, dan/atau tunjangan untuk anggota Dewan Komisaris dan Direksi Perseroan untuk tahun buku 2021	Approval of honorarium, salary, and/or allowances for members of the Board of Commissioners and the Board of Directors of the Company for the financial year 2021
Jumlah Pemegang Saham yang Mengajukan Pertanyaan dan/atau Memberikan Pendapat **Number of Shareholders Raising Questions and/or Opinions**	
Jumlah pemegang saham yang mengajukan pertanyaan dan/atau memberikan pendapat : - Number of shareholders raising questions and/or opinions Pertanyaan : - Question Jawaban : - Answer	
Hasil Pemungutan Suara **Voting Outcome**	
Setuju : 635,365,220 saham / shares (100%) For Tidak Setuju : - Against Abstain : - Abstain	
Keputusan **Resolution**	
1. Memberikan wewenang kepada Dewan Komisaris untuk menentukan kenaikan honorarium, gaji, dan/atau tunjangan maksimal sebesar 3% untuk masing-masing anggota Dewan Komisaris dan Direksi lama dengan tetap memperhatikan perkembangan situasi ekonomi umum dan kondisi keuangan Perseroan, serta kinerja masing-masing anggota Dewan Komisaris dan Direksi	1. Granted authority to the Board of Commissioners to determine the increase of honorarium, salary, and/or allowances of maximum 3% for each of the existing members of the Board of Commissioners and the Board of Directors by taking into consideration the development of general economic situation and the Company's financial condition, as well as the performance of each member of the Board of Commissioners and the Board of Directors
2. Memberikan wewenang kepada Presiden Komisaris untuk menentukan gaji, dan/atau tunjangan anggota Direksi yang baru	2. Granted authority to the President Commissioner to determine salary and/or allowances for new members of the Board of Directors
Pelaksanaan Execution	
Keputusan sudah dilaksanakan. Rapat Dewan Komisaris tanggal 25 Juni 2021 telah menindaklanjuti hasil keputusan RUPST.	Resolution had been executed. The Board of Commissioners' meeting dated June 25, 2021 has followed up the AGM's resolution.

MATA ACARA KELIMA Fifth Agendum	
Persetujuan penunjukan AP dan KAP untuk melakukan audit terhadap Laporan Keuangan Konsolidasian Perseroan untuk tahun buku 2021	Approval of the appointment of AP and KAP to audit the Company's Consolidated Financial Statements for financial year 2021
Jumlah Pemegang Saham yang Mengajukan Pertanyaan dan/atau Memberikan Pendapat **Number of Shareholders Raising Questions and/or Opinions**	
Jumlah pemegang saham yang mengajukan pertanyaan dan/atau memberikan pendapat Number of shareholders raising questions and/or opinions Pertanyaan : - Question Jawaban : - Answer	
Hasil Pemungutan Suara **Voting Outcome**	
Setuju : 635,365,220 saham / shares (100%) For Tidak Setuju : - Against Abstain : - Abstain	
Keputusan **Resolution**	
1. Menunjuk AP Maria Leckzinska dari KAP Mirawati Sensi Idris untuk melakukan audit terhadap Laporan Keuangan Konsolidasian Perseroan untuk tahun buku 2021, dengan catatan AP Maria Leckzinska dapat memenuhi kriteria yang ditetapkan oleh Perseroan	1. Appointed AP Maria Leckzinska from KAP Mirawati Sensi Idris to perform the audit on the Company's Consolidated Financial Statements for the financial year 2021, provided that AP Maria Leckzinska can fulfill the criteria set by the Company
2. Memberikan wewenang kepada Direksi Perseroan untuk menunjuk AP pengganti dan/atau KAP pengganti dalam hal AP Maria Leckzinska berhalangan tetap menjalankan tugasnya, dengan meminta rekomendasi dari Komite Audit	2. Granted authority to the Board of Directors to appoint the replacement of AP and/or the replacement of KAP in the event that AP Maria Leckzinska cannot perform her duties, by requesting recommendation from the Audit Committee
3. Memberikan wewenang kepada Direksi Perseroan untuk menetapkan honorarium untuk jasa audit tersebut di atas	3. Granted authority to the Board of Directors to determine honorarium for the above-mentioned audit services

MATA ACARA KELIMA Fifth Agendum	
Pelaksanaan Execution	
Keputusan sudah dilaksanakan. Perseroan telah menunjuk AP Maria Leckzinska dari KAP Mirawati Sensi Indris untuk melakukan audit terhadap Laporan Keuangan Konsolidasian Perseroan untuk tahun buku 2021 berdasarkan Surat Penunjukan No. 113/V/2021/GA/LSK/MSId tanggal 31 Mei 2021. Laporan penunjukan AP dan/atau KAP, beserta dengan dokumen pendukung terkait, telah disampaikan ke OJK dan BEI pada tanggal 7 Juni 2021.	Resolution had been executed. The Company had appointed AP Maria Leckzinska from KAP Mirawati Sensi Idris to conduct audit on the Company's Financial Statements for the financial year 2021 based on Appointment Letter No. 113/V/2021/GA/LSK/MSId dated May 31, 2021. Report on the appointment of the AP and/or KAP, along with related supporting documents, were submitted to OJK and IDX on June 7, 2021.

RUPSLB 2021

Linimasa persiapan dan penyelenggaraan RUPSLB 2021 adalah sebagai berikut:

EGM 2021

The timeline for the preparation and holding of the EGM 2021 is as follow:

	Tanggal Date
Penyampaian Rencana Pelaksanaan RUPSLB ke OJK Submission of the EGM Holding Plan to OJK	November 7, 2021
Pengumuman RUPSLB[1)2)] Announcement of EGM[1)2)]	November 15, 2021
Pemanggilan RUPSLB[1)2)] Notice of EGM[1)]	November 30, 2021
Tata Tertib dan Materi RUPSLB[3)] EGM Rules and Materials[3)]	November 30, 2021
RUPSLB The EGM	December 22, 2021
Ringkasan Risalah RUPSLB[1)2)] Summary of Minutes of the EGM[1)2)]	December 22, 2021
Penyampaian Salinan Risalah RUPSLB ke OJK Submission of Copy of Minutes of th EGM to OJK	January 14, 2022

Keterangan / Notes:
1) Disajikan dalam Bahasa Indonesia dan Inggris
2) Diumumkan melalui situs web Perseroan, situs web BEI, dan situs web penyedia e-RUPS (KSEI) sesuai dengan peraturan yang berlaku
3) Bahan mata acara RUPST tersedia bagi para pemegang saham dalam bentuk salinan dokumen fisik di kantor Perseroan (dengan permintaan tertulis dari pemegang saham) dan dalam bentuk salinan dokumen elektronik di situs web Perseroan sejak tanggal dilakukannya pemanggilan RUPST

1) Presented in Bahasa Indonesia and English
2) Published on the Company's website, IDX's website, and the website of the e-GMS provider (KSEI) in accordance with applicable regulations
3) AGM materials are available to shareholders in the form of copies of physical documents in the Company's office (with a written request from shareholders) and in the form of copies of electronic documents on the Company's website since the date of notice of AGM

RUPSLB 2021 dipimpin oleh Bapak L. Krisnan Cahya selaku Presiden Direktur Perseroan, sesuai dengan Keputusan Dewan Komisaris tanggal 8 Desember 2021 dan Keputusan Direksi tanggal 16 Desember 2021.

The EGM 2021 was chaired by Mr. L. Krisnan Cahya as the President Director of the Company, based on the Resolution of the Board of Commissioners dated December 8, 2021, and the Resolution of the Board of Directors dated December 16, 2021.

RUPSLB 2021 dihadiri oleh Komisaris Independen, Direksi, dan Komite Perseroan. RUPSLB 2021 juga dihadiri secara fisik oleh notaris, dan perwakilan Biro Administrasi Efek.

The EGM 2021 was attended by the Independent Commissioners, Board of Directors, and Committees of the Company. The EGM 2021 was also physically attended by a notary, and the representative of Share Administration Bureau.

Daftar hadir anggota Dewan Komisaris, Direksi, dan Komite Perseroan dalam RUPSLB 2021 adalah sebagai berikut:

The following is the list of the Company's members of the Board of Commissioners, Board of Directors, and Committees present at the EGM 2021:

No	Nama Name	Jabatan Position	Kehadiran Attendance
1	Franky Oesman Widjaja[1)]	Presiden Komisaris dan Anggota Komite Nominasi dan Remunerasi President Commissioner and member of the Nomination and Remuneration Committee	X
2	Indra Widjaja[1)]	Wakil Presiden Komisaris Vice President Commissioner	X
3	Dr.-Ing. Evita Herawati Legowo[2)]	Komisaris Independen dan Ketua Komite Nominasi dan Remunerasi Independent Commissioner and Chairperson of the Nomination and Remuneration Committee	✓
4	Robert Arthur Simanjuntak, Ph.D.[2)]	Komisaris Independen dan Ketua Komite Audit Independent Commissioner and Chairperson of the Audit Committee	✓
5	Dr. Ir. Andy Noorsaman Sommeng, DEA[2)]	Komisaris Independen Independent Commissioner	✓

No	Nama Name	Jabatan Position	Kehadiran Attendance
6	Drs. Carel Risakotta[1)]	Anggota Komite Audit Member of the Audit Committee	X
7	Asep Karsidi, M.Sc., Ph.D.[1)]	Anggota Komite Audit Member of the Audit Committee	X
8	Dr. Susi Susantijo, S.H., LL.M.	Anggota Komite Nominasi dan Remunerasi Member of the Nomination and Remuneration Committee	✓
9	Lay Krisnan Cahya	Presiden Direktur President Director	✓
10	Lokita Prasetya	Wakil Presiden Direktur Vice President Director	✓
11	Hermawan Tarjono	Direktur Director	✓
12	Handhianto Suryo Kentjono	Direktur Director	✓
13	Alex Sutanto	Direktur Director	✓
14	Daniel Cahya	Direktur Director	✓

Keterangan / Notes:
[1)] Berhalangan hadir karena memiliki agenda lain
[2)] Hadir secara virtual
[1)] Unable to attend due to other agenda
[2)] Attended virtually

Keputusan dan Realisasi RUPSLB 2021

RUPSLB 2021 dihadiri oleh pemegang saham Perseroan yang mewakili total 635.474.120 saham dengan hak suara yang sah atau setara dengan 82,47% dari total hak suara. Jumlah ini termasuk 173.921.800 saham atau 56,29% dari sebanyak 309.000.000 saham yang dimiliki oleh pemegang saham independen dan pemegang saham yang bukan merupakan pihak terafiliasi dengan Perseroan, anggota Direksi, anggota Dewan Komisaris, Pemegang Saham Utama, ataupun Pemegang Saham Pengendali Perseroan.

Hasil keputusan RUPSLB 2021 adalah sebagai berikut:

Resolutions and Realization of the EGM 2021

The EGM 2021 was attended by the Company's shareholders representing a total of 635,474,120 shares with valid voting rights or equivalent to 82.47% of the total voting rights. This number includes 173,921,800 shares or 56.29% of 309,000,000 shares owned by independent shareholders and shareholders who are not affiliated with the Company, members of the Board of Directors, members of the Board of Commissioners, Main Shareholders, or Controlling Shareholders of the Company.

The resolutions of the EGM 2021 were as follows:

MATA ACARA Agendum	
Persetujuan atas penerbitan saham-saham baru sehubungan dengan rencana Perseroan untuk melakukan penambahan modal Perseroan tanpa Hak Memesan Efek Terlebih Dahulu ("Penambahan Modal") sebanyak-banyaknya 10% dari modal ditempatkan dan disetor Perseroan dan perubahan Anggaran Dasar Perseroan sehubungan dengan Penambahan Modal tersebut	Approval of the issuance of new shares in relation to the Company's plan to conduct Company's capital increase without pre-emptive rights ("Capital Increase") up to a maximum of 10% of the issued and paid-up capital of the Company and the amendment of the Company's Articles of Association in relation to the Capital Increase
Jumlah Pemegang Saham yang Mengajukan Pertanyaan dan/atau Memberikan Pendapat **Number of Shareholders Raising Questions and/or Opinions**	
Jumlah pemegang saham yang mengajukan pertanyaan dan/atau memberikan pendapat : - Number of shareholders raising questions and/or opinions Pertanyaan Question : - Jawaban Answer : -	
Hasil Pemungutan Suara **Voting Outcome**	
Setuju : 173,921,700 saham / shares (99.99%) For Tidak Setuju : - Against Abstain : 100 saham / shares (0.01%) Abstain	
Keputusan **Resolution**	
1. Menyetujui penerbitan saham-saham baru Perseroan sehubungan dengan rencana Perseroan untuk melakukan Penambahan Modal sebanyak-banyaknya 10% dari modal ditempatkan dan disetor Perseroan	1. Approved the issuance of new shares of the Company in relation to the Company's plan to conduct the Capital Increase up to a maximum of 10% of the issued and paid-up capital of the Company
2. Menyetujui perubahan Anggaran Dasar Perseroan sehubungan dengan Penambahan Modal	2. Approved the amendment of the Company's Articles of Association in relation to the Capital Increase

MATA ACARA Agendum	
3. Menyetujui untuk memberikan wewenang dan kuasa kepada Direksi Perseroan, dengan hak substitusi, untuk: a. melakukan segala dan setiap tindakan yang diperlukan sehubungan dengan Penambahan Modal b. menyatakan dan/atau menuangkan keputusan tersebut dalam akta yang dibuat di hadapan notaris untuk mengubah ketentuan Anggaran Dasar Perseroan sehubungan dengan pelaksanaan Penambahan Modal, termasuk memperbaharui susunan pemegang saham Perseroan c. menyampaikan pemberitahuan atas keputusan Rapat ini dan/atau perubahan Anggaran Dasar Perseroan dalam keputusan Rapat ini kepada instansi terkait yang berwenang d. melaksanakan segala dan setiap tindakan yang diperlukan sesuai dengan peraturan perundang-undangan yang berlaku	3. Approved the granting of authority and power to the Board of Directors of the Company, with right of substitution, to: a. take any and all necessary actions in relation to the Capital Increase b. state and/or express such resolution in a notarial deed to amend the provision of Company's Articles of Association in relation to the Capital Increase, including updating the composition of the shareholders of the Company c. file necessary notices of this Meeting resolution and/or amendment to the Company's Articles of Association to the relevant authorities d. take any and all necessary actions in accordance with the prevailing laws and regulations
Pelaksanaan Execution	
Saat ini, keputusan belum dilaksanakan. Perseroan masih menjajaki kemungkinan untuk mengundang investor strategis untuk berinvestasi dalam Penambahan Modal Perseroan. Pelaksanaan Penambahan Modal akan dilakukan sekaligus maupun secara bertahap dalam waktu paling lama 2 (dua) tahun terhitung sejak Perseroan menyelenggarakan rapat yang menyetujui Penambahan Modal ini, yaitu sampai dengan tanggal 21 Desember 2023.	Currently, the resolution has not been executed. The Company is still exploring the possibility of inviting strategic investors to invest in the Company's Capital Increase. The Capital Increase will be executed all at once or in stages within a maximum of 2 (two) years from the time the Company convenes the meeting that approves this Capital Increase, which is until December 21, 2023.

Dewan Komisaris

Board of Commissioners

Dewan Komisaris adalah organ Perseroan yang ditunjuk oleh RUPS untuk melaksanakan fungsi pengawasan dan pengarahan atas efektivitas pelaksanaan kebijakan, strategi, dan tata kelola perusahaan yang dilakukan oleh Direksi. Dewan Komisaris bertanggung jawab kepada RUPS.

The Board of Commissioners is an organ of the Company appointed by the GMS to perform supervisory and advisory functions on the effectiveness of the implementation of policies, strategies, and corporate governance performed by the Board of Directors. The Board of Commissioners is responsible to the GMS.

Kedudukan masing-masing anggota Dewan Komisaris, termasuk Presiden Komisaris, adalah setara.

Presiden Komisaris pada dasarnya memiliki tugas dan tanggung jawab yang sama dengan anggota Dewan Komisaris lainnya, namun dengan tugas khusus untuk mengkoordinasikan kegiatan Dewan Komisaris, memberikan tugas khusus kepada anggota Dewan Komisaris sesuai dengan keputusan rapat Dewan Komisaris, melakukan pemanggilan rapat Dewan Komisaris dan rapat gabungan Dewan Komisaris dan Direksi, serta memimpin rapat Dewan Komisaris dan rapat gabungan Dewan Komisaris dan Direksi. Dalam hal Presiden Komisaris berhalangan, maka pelaksanaan tugas Presiden Komisaris dapat dilakukan oleh anggota Dewan Komisaris lainnya.

Each member of the Board of Commissioners, including the President Commissioner, has an equal position.

The President Commissioner essentially has the same duties and responsibilities as other members of the Board of Commissioners, with additional duties to coordinate the activities of the Board of Commissioners, assign special duties to members of the Board of Commissioners in accordance with the resolution of the Board of Commissioners meeting, issue the invitation for meetings of the Board of Commissioners and joint meetings of the Board of Commissioners and the Board of Directors, as well as to chair the meetings of the Board of Commissioners and the joint meetings of the Board of Commissioners and the Board of Directors. If the President Commissioner is absent, the execution of his/her duties may be performed by other members of the Board of Commissioners.

Tugas, Wewenang, dan Tanggung Jawab Dewan Komisaris

Tugas, wewenang, dan tanggung jawab Dewan Komisaris diatur di dalam Anggaran Dasar dan Piagam Dewan Komisaris Perseroan.

Tugas

Dewan Komisaris bertanggung jawab secara kolektif dalam melaksanakan tugas-tugasnya sebagai berikut:

- mengkaji dan menyetujui visi dan misi Perseroan, bersama-sama dengan Direksi, minimal satu kali dalam lima tahun

Duties, Authorities, and Responsibilities of the Board of Commissioners

Duties, authorities, and responsibilities of the Board of Commissioners are stipulated in the Company's Articles of Association and Charter of the Board of Commissioners.

Duties

The Board of Commissioners is collectively responsible in carrying out their duties to:

- review and approve the Company's vision and mission, together with the Board of Directors, at least once every five years

- mengarahkan, memantau, dan mengevaluasi pelaksanaan kebijakan strategis, rencana bisnis, dan anggaran tahunan Perseroan serta melakukan pengawasan terhadap pelaksanaan tugas dan tanggung jawab Direksi dan memberikan nasihat kepada Direksi
- mengawasi terselenggaranya pelaksanaan GCG dalam Perseroan
- memantau potensi benturan kepentingan manajemen, anggota Direksi, anggota Dewan Komisaris, dan pemegang saham
- membentuk sekurang-kurangnya Komite Audit dan dapat membentuk Komite Nominasi, Komite Remunerasi, dan komite lainnya untuk mendukung pelaksanaan tugas dan tanggung jawab Dewan Komisaris
- melaksanakan fungsi nominasi dan remunerasi, dalam hal tidak membentuk Komite Nominasi dan Komite Remunerasi
- memastikan bahwa Direksi telah menindaklanjuti temuan dan rekomendasi audit dari Komite Audit, Unit Audit Internal, auditor eksternal, dan/atau hasil pengawasan otoritas di bidang pasar modal
- membina hubungan kerja yang baik, terbuka, konstruktif, dan profesional dengan anggota Direksi lainnya, Dewan Komisaris, komite, dan karyawan untuk kepentingan terbaik Perseroan
- melakukan evaluasi atas kinerja komite yang membantu pelaksanaan tugas dan tanggung jawab Dewan Komisaris
- menjalankan tugas-tugas lainnya sesuai dengan Anggaran Dasar Perseroan, keputusan RUPS, dan peraturan perundang-undangan yang berlaku

Wewenang

Dewan Komisaris memiliki kewenangan sebagai berikut:

- menyetujui rencana kerja dan anggaran tahunan Perseroan
- memberikan persetujuan rencana aksi korporasi Perseroan, sebagai berikut:
  - meminjam atau meminjamkan uang atas nama Perseroan
  - mendirikan suatu usaha atau turut serta pada perusahaan lain di dalam maupun di luar negeri
  - membeli barang yang tidak bergerak di luar kegiatan usaha sehari-hari dengan nilai lebih dari Rp5 miliar
  - menyewa atau menyewakan harta Perseroan di luar kegiatan usaha sehari-hari dengan nilai lebih dari Rp5 miliar
  - menjual atau melepaskan hak-hak atas harta tetap dan perusahaan-perusahaan atau memberati harta kekayaan Perseroan yang nilainya kurang dari atau sampai dengan 50% dari jumlah kekayaan bersih Perseroan
  - mengikat Perseroan sebagai penjamin yang nilainya kurang dari atau sampai dengan 50% dari jumlah kekayaan bersih Perseroan
  - membeli perusahaan
- memasuki bangunan dan halaman atau tempat lain yang digunakan atau dikuasai Perseroan dan memeriksa semua pembukuan, dokumen, kas, dan alat bukti lainnya pada setiap waktu dalam jam kerja Perseroan
- meninjau tindakan manajemen dan mengadakan pertemuan-pertemuan dengan Direksi untuk mendiskusikan berbagai masalah Perseroan
- mengadakan kunjungan-kunjungan pada berbagai lokasi entitas anak dan/atau cabang-cabang Perseroan
- mengusulkan penggantian dan/atau pengangkatan anggota Direksi kepada RUPS dengan memperhatikan rekomendasi dari Komite Nominasi

- guide, supervise, and evaluate the execution of strategic policies, business plan, and annual budget of the Company as well as perform supervision on the implementation of duties and responsibilities of the Board of Directors and provide advice to the Board of Directors
- supervise the implementation of GCG in the Company
- monitor potential conflicts of interest for management, members of the Board of Directors, members of the Board of Commissioners, and shareholders
- establish at least an Audit Committee and may establish a Nomination Committee, Remuneration Committee, and other committees to support the implementation of duties and responsibilities of the Board of Commissioners
- perform the nomination and remuneration functions, in the absence of Nomination Committee and Remuneration Committee
- ensure that audit findings and recommendations from the Audit Committee, Internal Audit Unit, external auditor, and/or supervisory notice from capital market authority have been followed up by the Board of Directors
- foster good, open, constructive, and professional working relationships with other members of the Board of Commissioners, Board of Directors, committees, and employees in the best interests of the Company
- evaluate the performance of committees that assist in the implementation of the duties and responsibilities of the Board of Commissioners
- carry out other duties in accordance with the Company's Articles of Association, GMS' resolutions, and applicable laws and regulations

Authorities

The Board of Commissioners has, among others, the authorities to:

- approve the Company's annual business plan and budget
- approve the Company's corporate action plans, as follows:
  - borrow or lend money on behalf of the Company
  - establish businesses or participate in other domestic or foreign companies
  - purchase fixed assets other than that of daily business activities with a value of more than Rp5 billion
  - rent or lease out the Company's assets other than that of daily business activities with a value of more than Rp5 billion
  - sell or release the rights of fixed assets and companies or encumber fixed assets of the Company with the value of up to 50% of the Company's net worth
  - bind the Company as a guarantor with the value of up to 50% of the Company's net worth
  - acquire a company
- enter buildings and land or other places used by or under the authority of the Company and examine all books, documents, cash, and other evidence at any time during the Company's office hours
- review management actions and hold meetings with the Board of Directors to discuss various issues of the Company
- conduct visits to various locations of subsidiaries and/or branches of the Company
- propose the replacement and/or appointment of one or more members of the Board of Directors to the GMS by considering recommendations from the Nomination Committee

- memberhentikan sementara anggota Direksi jika anggota Direksi tersebut bertindak bertentangan dengan Anggaran Dasar Perseroan, merugikan Perseroan, melalaikan kewajiban, dan/atau melanggar peraturan perundang-undangan yang berlaku. Adapun tata cara pemberhentian sementara tersebut mengacu pada Anggaran Dasar Perseroan
- menjalankan tindakan lainnya yang merupakan tanggung jawab dan wewenangnya berdasarkan Anggaran Dasar Perseroan dan peraturan perundang-undangan yang berlaku

Tanggung Jawab
Setiap anggota Dewan Komisaris bertindak berdasarkan keputusan Dewan Komisaris dan bertanggung jawab secara tanggung renteng atas kerugian Perseroan yang disebabkan karena kelalaian anggota Dewan Komisaris dalam menjalankan tugasnya.

Anggota Dewan Komisaris tidak dapat dimintakan pertanggungjawaban atas kerugian Perseroan apabila dapat membuktikan bahwa:
- kerugian tersebut bukan karena kesalahan atau kelalaiannya
- anggota Dewan Komisaris telah melakukan pengawasan dengan itikad baik, tanggung jawab, dan kehati-hatian untuk kepentingan Perseroan dan sesuai dengan maksud dan tujuan Perseroan
- anggota Dewan Komisaris tidak mempunyai kepentingan pribadi, baik langsung maupun tidak langsung, atas tindakan pengurusan yang dilakukan Direksi yang mengakibatkan kerugian
- anggota Dewan Komisaris telah memberikan nasihat kepada Direksi untuk mencegah timbulnya atau berlanjutnya kerugian tersebut

- temporarily dismiss one or more members of the Board of Directors should they act contrary to the Articles of Association of the Company, harm the Company, neglect their obligations, and/or violate the prevailing laws and regulations. The procedure for such temporary dismissal should refer to the Articles of Association of the Company
- perform other actions relevant to its duties and responsibilities based on the Articles of Association of the Company as well as the prevailing laws and regulations

Responsibilities
Each member of the Board of Commissioners shall act based on the resolution of the Board of Commissioners and is jointly and severally liable for the losses sustained by the Company caused by the negligence of the members of the Board of Commissioners in carrying out their duties.

The member of the Board of Commissioners shall not be held liable for any loss sustained by the Company if he/she can prove that:

- the loss is not due to his/her fault or negligence
- he/she has conducted supervision in good faith, responsibility, and prudence for the interest of the Company and in accordance with the aims and objectives of the Company
- he/she has no personal interest, either directly or indirectly, for the management actions taken by the Board of Directors which result in losses
- he/she has given advice to the Board of Directors to prevent the occurrence or continuation of such losses

Piagam Dewan Komisaris

Dalam melaksanakan tugas dan tanggung jawabnya, Dewan Komisaris berpedoman kepada Piagam Dewan Komisaris. Piagam Dewan Komisaris Perseroan telah disusun sesuai dengan prinsip-prinsip GCG.

Dengan berpedoman pada piagam ini, diharapkan Dewan Komisaris dapat menjalankan tugas dan tanggung jawabnya dengan baik sehingga dapat meningkatkan kepercayaan publik serta memberikan nilai tambah yang berkelanjutan bagi para pemangku kepentingan Perseroan.

Piagam Dewan Komisaris Perseroan pertama kali diterbitkan pada tanggal 1 Desember 2015 dan kemudian disempurnakan pada tanggal 12 Desember 2019.

Piagam Dewan Komisaris memuat hal-hal sehubungan dengan Dewan Komisaris, antara lain:
- Landasan Hukum
- Nilai dan Etika
- Komposisi dan Kriteria
- Pengangkatan, Pemberhentian, dan Masa Jabatan
- Program Orientasi dan Pelatihan
- Waktu Kerja
- Rangkap Jabatan
- Tugas, Wewenang, dan Tanggung Jawab
- Rapat
- Penilaian Kinerja
- Pelaporan

Charter of the Board of Commissioners

In performing its duties and responsibilities, the Board of Commissioners is guided by the Charter of the Board of Commissioners. This Charter of the Board of Commissioners was formulated in accordance with the GCG principles.

With guidance from this charter, it is expected that the Board of Commissioners can carry out their duties and responsibilities properly in order to increase public confidence as well as to provide sustainable added value for the Company's stakeholders.

The Company's Charter of the Board of Commissioners was primarily issued on December 1, 2015. It was then refined on December 12, 2019.

The Charter of the Board of Commissioners covers the following items related to the Board of Commissioners:
- Legal Basis
- Values and Ethics
- Composition and Criteria
- Appointment, Dismissal, and Term of Office
- Orientation and Training Programs
- Working Hours
- Concurrent Positions
- Duties, Authorities, and Responsibilities
- Meetings
- Performance Appraisal
- Reporting

- Transparansi
- Larangan
- Sanksi

Piagam Dewan Komisaris telah dipublikasikan di situs web Perseroan. Perseroan melakukan peninjauan atas Piagam Dewan Komisaris secara berkala.

- Transparency
- Prohibitions
- Sanction

The Charter of the Board of Commissioners is available on the Company's website. It is regularly reviewed by the Company.

Komposisi dan Keberagaman Dewan Komisaris [GRI 2-10-b]

Sesuai dengan Anggaran Dasar dan Piagam Dewan Komisaris Perseroan, Dewan Komisaris Perseroan terdiri dari sedikitnya 3 (tiga) orang anggota yang dipimpin oleh seorang Presiden Komisaris dan dibantu oleh 1 (satu) atau lebih Wakil Presiden Komisaris dan/atau Komisaris dan Komisaris Independen.

Peraturan OJK No. 33/POJK.04/2014 tentang Direksi dan Dewan Komisaris Emiten atau Perusahaan Publik menetapkan bahwa jumlah anggota Dewan Komisaris adalah paling kurang 2 (dua) anggota, dengan jumlah Komisaris Independen paling kurang 30% dari jumlah anggota Dewan Komisaris.

Per 31 Desember 2022, Dewan Komisaris Perseroan terdiri dari 5 (lima) orang anggota, dimana 4 (empat) di antaranya merupakan Komisaris Independen. Dengan demikian, Komisaris Independen telah mewakili 80% dari seluruh anggota Dewan Komisaris.

Komposisi Dewan Komisaris Perseroan disusun dengan memperhatikan keberagaman latar belakang, kompetensi, usia, dan pengalaman kerja masing-masing anggotanya, tanpa membedakan suku, agama, jenis kelamin, dan ras – dimana setidaknya salah satu anggota Dewan Komisaris memiliki pengalaman di sektor kegiatan usaha utama yang dijalankan Perseroan.

Jumlah, komposisi, dan keberagaman Dewan Komisaris ditentukan dengan mempertimbangkan kondisi Perseroan dan efektivitas pengawasan dan ditinjau secara berkala oleh Komite Nominasi dan Remunerasi.

Composition and Diversity of the Board of Commissioners [GRI 2-10-b]

In accordance with the Articles of Association and the Charter of the Board of Commissioners of the Company, the Board of Commissioners shall consist of at least 3 (three) members led by a President Commissioner and assisted by 1 (one) or more Vice President Commissioners and/or Commissioners and Independent Commissioners.

The OJK's Regulation No. 33/POJK.04/2014 on the Board of Directors and the Board of Commissioners of Issuers or Public Companies stipulated that the Board of Commissioners shall consist of at least 2 (two) members, of which Independent Commissioners constitute at least 30% of the total members of the Board of Commissioners.

As of December 31, 2022, the Company's Board of Commissioners consisted of 5 (five) members, 4 (four) of whom were Independent Commissioners. Therefore, Independent Commissioners represented 80% of all members of the Board of Commissioners.

The composition of the Company's Board of Commissioners is determined by considering the diversity of background, competency, age, and work experience of each member, regardless of ethnicity, religion, gender, and race – of which at least one of the members of the Board of Commissioners has experience in the main business activity sector run by the Company.

The number, composition, and diversity of the Board of Commissioners are determined by taking into account the condition of the Company and the effectiveness of the supervision and are reviewed regularly by the Nomination and Remuneration Committee.

Komposisi dan keberagaman Dewan Komisaris Perseroan disajikan pada tabel berikut: [GRI 2-9-a] [GRI 2-9-b] [GRI 2-9-c]

The composition and diversity of the Company's Board of Commissioners are presented in the table below: [GRI 2-9-a] [GRI 2-9-b] [GRI 2-9-c]

Nama Name	**Jabatan** Position	**Jenis Kelamin** Gender	**Usia** Age	**Pendidikan** Education	**Kompetensi** Competency	**Dasar Hukum Pengangkatan** Legal Basis of Appointment	**Akhir Masa Jabatan** End of Term
Franky Oesman Widjaja[1)]	Presiden Komisaris dan anggota Komite Nominasi dan Remunerasi President Commissioner and member of the Nomination and Remuneration Committee	Pria Male	65	• Sarjana Bisnis • Bachelor of Commerce	Manajemen Umum General Management	Keputusan RUPST tanggal 18 Juni 2019 (periode-3) AGM resolution dated June 18, 2019 (3rd tenure)	RUPST 2024 AGM 2024
Indra Widjaja[2)]	Wakil Presiden Komisaris Vice President Commissioner	Pria Male	71	• Sarjana Bisnis • Bachelor of Commerce	Manajemen Umum General Management	Keputusan RUPST tanggal 18 Juni 2019 (periode-3) AGM resolution dated June 18, 2019 (3rd tenure)	RUPST 2024 AGM 2024
Dr.-Ing. Evita Herawati Legowo	Komisaris Independen dan ketua Komite Nominasi dan Remunerasi Independent Commissioner and chairperson of the Nomination and Remuneration Committee	Wanita Female	72	• Sarjana Kimia • Doktor Kimia Perminyakan • Bachelor of Chemistry • Doctor of Petroleum Chemistry	Energi & Kimia Energy & Chemistry	Keputusan RUPST tanggal 18 Juni 2019 (periode-3) AGM resolution dated June 18, 2019 (3rd tenure)	RUPST 2024 AGM 2024

Nama Name	Jabatan Position	Jenis Kelamin Gender	Usia Age	Pendidikan Education	Kompetensi Competency	Dasar Hukum Pengangkatan Legal Basis of Appointment	Akhir Masa Jabatan End of Term
Robert Arthur Simanjuntak, Ph.D.	Komisaris Independen, ketua Komite Audit, dan ketua Komite Manajemen Risiko Independent Commissioner, chairperson of the Audit Committee, and chairperson of the Risk Management Committee	Pria Male	61	• Sarjana Ekonomi • Magister Ekonomi • Doktor Ekonomi • Bachelor of Economics • Master of Economics • Doctor of Economics	Ekonomi Economics	Keputusan RUPST tanggal 18 Juni 2019 (periode-1) AGM resolution dated June 18, 2019 (1st tenure)	RUPST 2024 AGM 2024
Dr. Ir. Andy Noorsaman Sommeng, DEA[3)]	Komisaris Independen Komisaris Independen	Pria Male	64	• Sarjana Teknik Gas • Magister Teknik Kimia dan Komputer • Doktor Teknik Kimia dan Komputer • Bachelor of Gas Engineering • Master of Chemical and Computer Engineering • Doctor of Chemical and Computer Engineering	Kimia & Komputer Chemistry & Computer	Keputusan RUPST tanggal 18 Juni 2019 (periode-1) AGM resolution dated June 18, 2019 (1st tenure)	RUPST 2024 AGM 2024
Ir. F.X. Sutijastoto, M.A.[4)]	Komisaris Independen Independent Commissioner	Pria Male	63	• Sarjana Statistika • Master of Arts bidang Ekonomi Energi dan Lingkungan • Bachelor of Statistics • Master of Arts in Energy and Environmental Economics	Energi Energy	Keputusan RUPSLB tanggal 6 Oktober 2022 (periode-1) EGM resolution dated October 6, 2022 (1st tenure)	RUPST 2024 AGM 2024
Dr. Hendrikus Passagi, S.Sos., S.H, M.H., M.Sc.[4)]	Komisaris Independen, anggota Komite Audit, dan anggota Komite Manajemen Risiko Independent Commissioner, member of the Audit Committee, and member of the Risk Management Committee	Pria Male	58	• Sarjana Ilmu Administrasi Negara • Non-Degree in Economics • Master of Science bidang Finance • Doktor Ilmu Keuangan dan Perbankan • Sarjana Ilmu Hukum • Magister Hukum • Bachelor of State Administration • Non-Degree in Economics • Master of Science in Finance • Doctor of Finance and Banking • Bachelor of Law • Master of Law	Hukum & Ekonomi Law & Economics	Keputusan RUPSLB tanggal 6 Oktober 2022 (periode-1) EGM resolution dated October 6, 2022 (1st tenure)	RUPST 2024 AGM 2024

Keterangan / Notes:

1) Ketua badan tata kelola tertinggi dan pejabat eksekutif tertinggi dalam Perseroan dijabat oleh 2 (dua) orang yang berbeda. Ketua badan tata kelola tertinggi Perseroan dijabat oleh Bapak Franky Oesman Widjaja, sementara itu pejabat eksekutif tertinggi Perseroan dijabat oleh Bapak Lay Krisnan Cahya. [GRI 2-11-a]
2) Bapak Indra Widjaja telah mengajukan permohonan pengunduran diri dari jabatannya selaku Wakil Presiden Komisaris dan pengunduran diri tersebut telah disahkan dalam RUPSLB Perseroan tanggal 6 Oktober 2022
3) Bapak Dr. Ir. Andy Noorsaman Sommeng, DEA telah diberhentikan dengan hormat dari jabatannya selaku Komisaris Independen dan pemberhentian tersebut telah disahkan dalam RUPSLB Perseroan tanggal 6 Oktober 2022. Bapak Dr. Ir. Andy Noorsaman Sommeng, DEA diangkat sebagai anggota Komite Manajemen Risiko berdasarkan keputusan sirkuler Dewan Komisaris Perseroan tanggal 6 Oktober 2022.
4) Bapak Ir. F.X. Sutijastoto M.A. dan Bapak Dr. Hendrikus Passagi, S.Sos., S.H., M.H., M.Sc. diangkat sebagai Komisaris Independen berdasarkan keputusan RUPSLB Perseroan tanggal 6 Oktober 2022

1) The chairman of the highest governance body and the highest executive officer in the Company are held by 2 (two) different persons. The chairman of the Company's highest governance body is held by Mr. Franky Oesman Widjaja, while the highest executive officer of the Company is held by Mr. Lay Krisnan Cahya. [GRI 2-11-a]
2) Mr. Indra Widjaja had tendered resignation from his position as Vice President Commissioner and the resignation was approved by the Company's EGM dated October 6, 2022
3) Mr. Dr. Ir. Andy Noorsaman Sommeng, DEA has been honorably dismissed from his position as Independent Commissioner and the dismissal was approved by the Company's EGM dated October 6, 2022. Mr. Dr. Ir. Andy Noorsaman Sommeng, DEA was appointed as a member of the Risk Management Committee based on the circular resolution of the Company's Board of Commissioners dated October 6, 2022.
4) Mr. Ir. F.X. Sutijastoto M.A. and Mr. Dr. Hendrikus Passagi, S.Sos., S.H., M.H., M.Sc. were appointed as the Company's Independent Commissioner based on the resolution of the Company's EGM dated October 6, 2022

Kriteria Pengangkatan Dewan Komisaris
[GRI 2-10-b]

Perseroan menetapkan persyaratan umum bagi orang perorangan untuk dapat diangkat sebagai anggota Dewan Komisaris Perseroan, sebagai berikut:

- mempunyai akhlak, moral, dan integritas yang baik
- cakap melakukan perbuatan hukum
- dalam 5 (lima) tahun sebelum pengangkatan dan selama menjabat:
  - tidak pernah dinyatakan pailit
  - tidak pernah menjadi anggota Direksi dan/atau anggota Dewan Komisaris yang dinyatakan bersalah menyebabkan suatu perusahaan dinyatakan pailit
  - tidak pernah dihukum karena melakukan tindak pidana yang merugikan keuangan negara dan/atau yang berkaitan dengan sektor keuangan

Appointment Criteria for the Board of Commissioners
[GRI 2-10-b]

The Company has established general requirements for individuals to be appointed as members of the Company's Board of Commissioners, as follows:

- having good character, morals, and integrity
- being capable of conducting any legal act
- within 5 (five) years prior to his/her appointment and during his/her term of office:
  - having never been declared bankrupt
  - having never been a member of a Board of Directors and/or Board of Commissioners who was found guilty of causing a company to go bankrupt
  - having never been sentenced for a criminal action that was detrimental to the state finances and/or related to the financial sector

- tidak pernah menjadi anggota Direksi dan/atau anggota Dewan Komisaris yang selama menjabat:
  - pernah tidak menyelenggarakan RUPST
  - pertanggungjawabannya sebagai anggota Direksi dan/atau anggota Dewan Komisaris pernah tidak diterima oleh RUPS atau pernah tidak memberikan pertanggungjawaban sebagai anggota Direksi dan/atau anggota Dewan Komisaris kepada RUPS
  - pernah menyebabkan perusahaan yang memperoleh izin, persetujuan, atau pendaftaran dari OJK tidak memenuhi kewajiban menyampaikan laporan tahunan dan/atau laporan keuangan kepada OJK
- memiliki komitmen untuk mematuhi peraturan perundang-undangan
- memiliki pengetahuan dan/atau keahlian di bidang yang dibutuhkan

Persyaratan umum ini tercantum dalam Anggaran Dasar Perseroan.

Pengangkatan, Pemberhentian, dan Masa Jabatan Dewan Komisaris [GRI-2-9-c]

Anggota Dewan Komisaris diangkat dan diberhentikan oleh RUPS untuk masa jabatan 5 (lima) tahun. Pengangkatan anggota Dewan Komisaris berlaku efektif sejak tanggal ditetapkan dalam RUPS.

Dengan persetujuan RUPS, anggota Dewan Komisaris yang masa jabatannya telah berakhir dapat diangkat kembali. RUPS juga berhak untuk memberhentikan anggota Dewan Komisaris pada setiap waktu sebelum masa jabatannya berakhir.

Usulan terkait pengangkatan, pemberhentian dan/atau penggantian anggota Dewan Komisaris kepada RUPS dilakukan dengan memperhatikan rekomendasi dari Komite Nominasi.

Jabatan anggota Dewan Komisaris dengan sendirinya berakhir, dalam hal:
- masa jabatan anggota Dewan Komisaris berakhir
- anggota Dewan Komisaris mengajukan pengunduran diri sesuai dengan ketentuan yang tercantum dalam Anggaran Dasar Perseroan
- anggota Dewan Komisaris meninggal dunia
- anggota Dewan Komisaris diberhentikan berdasarkan keputusan RUPS
- anggota Dewan Komisaris dinyatakan pailit atau asetnya ditaruh di bawah pengampuan berdasarkan suatu keputusan pengadilan
- anggota Dewan Komisaris tidak lagi memenuhi persyaratan perundang-undangan yang berlaku, termasuk apabila anggota Dewan Komisaris yang bersangkutan terlibat dalam kejahatan keuangan dan terbukti melakukan kesalahan

Tata cara pengangkatan, penggantian, pemberhentian, atau pengunduran diri anggota Dewan Komisaris Perseroan dilakukan sesuai dengan Anggaran Dasar dan Piagam Dewan Komisaris Perseroan.

- having never been a member of a Board of Directors and/or Board of Commissioners of which during his/her term of office:
  - he/she did not hold the required AGM
  - his/her accountability as a member of the Board of Directors and/or member of the Board of Commissioners was rejected by the GMS, or he/she failed to provide his/her accountability as a member of the Board of Directors and/or member of the Board of Commissioners to the GMS
  - he/she had caused a company that had obtained licenses, approvals, or registration statements from OJK to fail to comply with its obligation to submit its annual report and/or financial statements to OJK
- having commitment for complying with laws and regulations
- having the knowledge and/or expertise in the required field

These general requirements are stated in the Articles of Association of the Company.

Appointment, Dismissal, and Term of Office of the Board of Commissioners [GRI-2-9-c]

Each member of the Board of Commissioners is appointed and dismissed by the GMS for a term of 5 (five) years. Appointment of member of the Board of Commissioners is effective as of the date of the GMS resolution.

With the approval of the GMS, member of the Board of Commissioners whose term of office has expired may be reappointed. The GMS also holds the authority to dismiss member of the Board of Commissioners at any time before his/her term of office expires.

Proposals related to the appointment, dismissal, and/or replacement of member(s) of the Board of Commissioners that are submitted to the GMS, are made by taking into account the recommendations from the Nomination Committee.

The term of office of a member of the Board of Commissioners shall terminate in the event that:
- his/her term of office expires
- he/she submits his/her resignation in accordance with the provisions stated in the Articles of Association of the Company
- he/she passes away
- he/she is dismissed by the GMS
- he/she is declared bankrupt, or his/her assets are placed under custody based on a court decision
- he/she no longer qualifies based on the prevailing laws and regulations, including if the member of the Board of Commissioners concerned is involved in financial crimes and is found guilty

Procedures for the appointment, replacement, dismissal, or resignation of members of the Company's Board of Commissioners are performed in accordance with the Articles of Association and the Charter of the Board of Commissioners of the Company.

Program Pengenalan Perusahaan bagi Anggota Dewan Komisaris Baru

Perseroan memiliki kebijakan untuk melaksanakan program pengenalan perusahaan bagi anggota Dewan Komisaris baru. Program pengenalan ini bertujuan untuk memberikan pemahaman terkait Perseroan kepada anggota Dewan Komisaris baru, sehingga dapat membantu anggota Dewan Komisaris baru tersebut dalam menjalankan tugas dan tanggung jawabnya secara efektif. Ketentuan mengenai program orientasi Dewan Komisaris tercantum dalam Piagam Dewan Komisaris.

Materi program orientasi anggota Dewan Komisaris mencakup antara lain:

- Kode Etik Perseroan
- Visi, misi, dan strategi Perseroan
- Piagam Dewan Komisaris
- Tinjauan singkat atas bisnis Perseroan
- Rencana jangka menengah dan jangka panjang Perseroan
- Kinerja dan kondisi keuangan Perseroan
- Anggaran Dasar Perseroan
- Prinsip-prinsip GCG
- Peraturan-peraturan di bidang pasar modal yang relevan
- Risalah rapat Dewan Komisaris, risalah rapat Direksi, dan risalah rapat gabungan Dewan Komisaris dan Direksi dalam 1 (satu) tahun terakhir (apabila dibutuhkan)
- Laporan Tahunan Perseroan

Perseroan telah menyelenggarakan program pengenalan perusahaan pada tanggal 21 September 2022 dan 28 September 2022, sehubungan dengan diangkatnya Bapak F.X. Sutijastoto dan Bapak Hendrikus Passagi sebagai Komisaris Independen yang baru berdasarkan keputusan RUPSLB Perseroan pada tanggal 6 Oktober 2022.

Induction Program for New Member(s) of the Board of Commissioners

The Company has maintained a policy on the implementation of induction program for new member(s) of the Board of Commissioners. This program aims to provide the new member(s) with knowledge about the Company, that is, to facilitate new member(s) of the Board of Commissioners in performing his/her duties effectively. Provisions regarding the induction program for the Board of Commissioners are stipulated in the Charter of the Board of Commissioners.

The induction program covers the following materials:

- Code of Conduct of the Company
- Vision, missions, and strategies of the Company
- Charter of the Board of Commissioners
- Overview of the Company's business
- Mid-term and long-term plans of the Company
- Financial condition and performance of the Company
- Articles of Association of the Company
- GCG principles
- Relevant regulations in the capital market
- Minutes of the Board of Commissioners meetings, minutes of the Board of Directors meetings, and minutes of the joint meetings of the Boards in the last 1 (one) year (if needed)
- Annual Reports of the Company

The Company held a company induction program on September 21, 2022, and September 28, 2022, in connection with the appointment of Mr. F.X. Sutijastoto and Mr. Hendrikus Passagi as the new Independent Commissioners based on the resolution of the Company's EGMS on October 6, 2022.

Pelaksanaan Tugas Dewan Komisaris pada Tahun 2022

Dewan Komisaris telah melaksanakan tugasnya sesuai dengan Piagam Dewan Komisaris.

Untuk dapat meningkatkan efektivitas pelaksanaan tugasnya, Dewan Komisaris dibantu oleh komite-komite Perseroan, sebagai berikut:

- dalam melaksanakan fungsi pengawasan, Dewan Komisaris dibantu oleh Komite Audit. Informasi mengenai Komite Audit dapat dilihat pada bagian Governansi Korporat, sub-bagian Komite Audit.
- dalam melaksanakan fungsi nominasi dan remunerasi, Dewan Komisaris dibantu oleh Komite Nominasi dan Remunerasi. Informasi mengenai Komite Nominasi dapat dilihat pada bagian Governansi Korporat, sub-bagian Komite Nominasi dan Remunerasi.
- dalam melaksanakan fungsi pemantauan efektivitas kebijakan manajemen risiko, pengendalian internal, dan tindakan mitigasi yang diambil oleh Perseroan, Dewan Komisaris dibantu oleh Komite Manajemen Risiko. Informasi mengenai Komite Manajemen Risiko dapat dilihat pada bagian Governansi Korporat, sub-bagian Komite Manajemen Risiko.

Implementation of Duties of the Board of Commissioners in 2022

The Board of Commissioners has carried out its duties in accordance with the Charter of the Board of Commissioners.

To enhance the effectiveness of the implementation of its duties, the Board of Commissioners is assisted by the committees of the Company, as follows:

- in performing its supervisory function, the Board of Commissioners is assisted by the Audit Committee. Information regarding the Audit Committee can be seen in the Corporate Governance section, Audit Committee subsection.
- in performing its nomination and remuneration functions, the Board of Commissioners is assisted by the Nomination and Remuneration Committee. Information regarding the Nomination and Remuneration Committee can be seen in the Corporate Governance section, Nomination and Remuneration Committee subsection
- in performing its monitoring function of the effectiveness of risk management policies, internal controls and mitigation measures taken by the Company, the Board of Commissioners is assisted by the Risk Management Committee. Information regarding the Risk Management Committee can be seen in the Corporate Governance section, Risk Management Committee subsection.

Pelaksanaan tugas Dewan Komisaris selama tahun 2022, antara lain sebagai berikut:

Duties performed by the Board of Commissioners during 2022, among others, were as follows:

Tugas dan Tanggung Jawab Pengawasan
Supervisory Duties and Responsibility

GCG
GCG

Nominasi, Remunerasi
Nomination, Remuneration

Audit
Audit

Manajemen Risiko
Risk Management

Fungsi Function	**Tugas** Duties	**Pelaksanaan Tugas Tahun 2022** Implementation of Duties in 2022
Pengawasan, Pengarahan, dan Penelaahan Supervisory, Advisory, and Review	Melakukan fungsi pengawasan dan memberikan pengarahan kepada Direksi Perform supervisory and advisory functions to the Board of Directors	• Bersama Komite Audit dan Unit Audit Internal, mengawasi pelaksanaan pengendalian internal yang signifikan terkait hal-hal operasional, keuangan, IT, SDM, dan kepatuhan • Bersama Komite Manjemen Risiko dan Unit Manajemen Risiko, mengawasi perencanaan dan pelaksanaan manajemen risiko Perseroan • Melakukan evaluasi, memberikan saran, masukan, dan/atau rekomendasi kepada Direksi terkait rencana kerja dan pengelolaan kegiatan usaha Perseroan • Mengawasi pelaksanaan GCG dalam Perseroan • Mengadakan rapat gabungan dengan Direksi dan Komite Audit secara berkala • Mengadakan rapat Dewan Komisaris • Memantau perkembangan kegiatan usaha • Memastikan bahwa Direksi telah menindaklanjuti temuan dan rekomendasi audit • Menyampaikan laporan tugas pengawasan yang telah dilakukan selama tahun buku 2021 kepada RUPST 2022 • Melakukan penelaahan dan memberikan persetujuan kepada Direksi untuk menandatangani perjanjian fasilitas pinjaman • Melakukan penelaahan rencana Perseroan dan memberikan persetujuan untuk melakukan pengambilalihan perusahaan • Together with the Audit Committee and Internal Audit Unit, oversaw the implementation of the Company's key internal controls relating to operations, financials, IT, HR, and compliance • Together with the Risk Management Committee and Risk Management Unit, plan and oversaw the implementation of the Company's risk management • Conducted evaluation, provided advice, inputs, and/or recommendations to the Board of Directors regarding the management of the Company's work plans and business activities • Supervised the implementation of GCG in the Company • Held regular joint meetings with the Board of Directors and the Audit Committee • Held meetings of the Board of Commissioners • Monitored updates regarding business activities • Ensured the Board of Directors has followed up on audit issues and recommendations • Submitted a report on supervisory duties that have been carried out during the 2021 financial year to the AGM 2022 • Reviewed and gave approval to the Board of Directors to enter into loan facility agreements • Reviewed the Company's plan and gave the approval to perform acquisition
	Menelaah Laporan Keuangan Perseroan Review the Financial Statements	• Melakukan penelaahan atas Laporan Keuangan Tahunan dan Interim • Reviewed the Annual and Interim Financial Statements
	Mengusulkan AP dan KAP ke RUPST 2022 dengan mempertimbangkan rekomendasi Komite Audit Propose AP and KAP to AGM 2022 by considering the recommendation from Audit Committee	• Memberikan usulan kepada RUPST 2022 sehubungan dengan penunjukan AP dan KAP berdasarkan rekomendasi Komite Audit untuk tahun buku 2022 • Provided recommendations to the AGM 2022 for the appointment of AP and KAP for the financial year 2022
Nominasi Nomination	Mengevaluasi komposisi, keberagaman, dan kriteria anggota Dewan Komisaris dan Direksi dengan mempertimbangkan rekomendasi Komite Nominasi dan Remunerasi Review the composition, diversity, and criteria for members of the Board of Commissioners and the Board of Directors by considering the recommendation from Nomination and Remuneration Committee	• Melakukan rapat dengan Komite Nominasi dan Remunerasi • Melakukan penilaian kinerja anggota Direksi dan Dewan Komisaris berdasarkan tolok ukur yang telah ditetapkan dengan bantuan Komite Nominasi dan Remunerasi • Menelaah hasil nominasi calon anggota Direksi Perseroan • Menerima usulan pemindahtugasan Bapak Andrijanto menjadi Direktur di entitas anak Perseroan • Menerima usulan perubahan susunan Komite Audit • Menerima usulan pengangkatan Bapak F.X. Sutijastoto dan Bapak Hendrikus Passagi sebagai Komisaris Independen Perseroan • Menerima usulan pembentukan Komite Manajemen Risiko • Mengevaluasi usulan rencana pelatihan Dewan Komisaris, Direksi, dan Komite tahun 2022 • Held meetings with the Nomination and Remuneration Committee • Evaluated the performance of members of the Board of Directors and the Board of Commissioners based on determined benchmarks with the assistance of the Nomination and Remuneration Committee • Reviewed the nominated candidates for members of the Company's Board of Directors • Approved the reassignment of Mr. Andrijanto to become a Director in the Company's subsidiary • Approved the proposed changes to the composition of the Audit Committee • Approved the appointment of Mr. F.X. Sutijastoto and Mr. Hendrikus Passagi as the Company's Independent Commissioners • Accepted the proposed establishment of the Risk Management Committee • Evaluated the proposed training plan for the Board of Commissioners, Board of Directors, and Committees for 2022

Fungsi Function	Tugas Duties	Pelaksanaan Tugas Tahun 2022 Implementation of Duties in 2022
Remunerasi Remuneration	Menetapkan remunerasi bagi anggota Dewan Komisaris dan Direksi dengan mempertimbangkan rekomendasi Komite Nominasi dan Remunerasi Determine the remuneration for members of the Board of Commissioners and the Board of Directors by considering the recommendation from the Nomination and Remuneration Committee	• Melakukan rapat dengan Komite Nominasi dan Remunerasi • Melakukan penilaian kinerja dengan kesesuaian remunerasi yang diterima masing-masing anggota Dewan Komisaris dan Direksi dengan bantuan Komite Nominasi dan Remunerasi • Menetapkan persentase kenaikan dan menyetujui mekanisme penetapan gaji, honorarium, dan/atau tunjangan untuk anggota Dewan Komisaris dan Direksi Perseroan untuk tahun buku 2022 dengan bantuan Komite Nominasi dan Remunerasi • Held meetings with the Nomination and Remuneration Committee • Conducted performance evaluation commensurate to the remuneration received by each member of the Board of Commissioners and the Board of Directors with the assistance of the Nomination and Remuneration Committee • Determined the percentage of increase and approved the mechanism for determining salary, honorarium, and/or allowances for members of the Board of Commissioners and members of the Directors of the Company in the financial year 2022 with the assistance of the Nomination and Remuneration Committee

Rapat Dewan Komisaris

Rapat Dewan Komisaris diselenggarakan secara berkala sekurang-kurangnya 1 (satu) kali dalam 2 (dua) bulan, dengan tingkat kehadiran setiap anggota Dewan Komisaris dalam rapat minimal 75% dari jumlah rapat yang dilaksanakan dalam 1 (satu) tahun buku. Pemanggilan rapat dilakukan oleh Presiden Komisaris atau anggota Dewan Komisaris lainnya. [GRI 2-12-a]

Setiap anggota Dewan Komisaris memiliki kesempatan dan hak suara yang sama dalam mengemukakan pendapat. Keputusan Rapat Dewan Komisaris diambil atas dasar musyawarah untuk mencapai mufakat. Dalam hal musyawarah untuk mufakat tidak tercapai, maka pengambilan keputusan dilakukan berdasarkan pemungutan dengan suara sah disetujui oleh minimal 2/3 anggota Dewan Komisaris yang hadir dalam rapat.

Perseroan menetapkan rencana penyelenggaraan RUPST, RUPSLB, rapat Dewan Komisaris, rapat Direksi, rapat gabungan Dewan Komisaris dan Direksi, rapat Komite Audit, dan rapat pembahasan pelaksanaan tugas dan tanggung jawab Sekretaris Perusahaan pada awal tahun buku atau pada akhir tahun buku sebelumnya. Untuk tahun 2022, rencana penyelenggaraan rapat ditetapkan pada rapat Dewan Komisaris tanggal 27 Januari 2022.

Selama tahun 2022, Dewan Komisaris telah melaksanakan 11 (sebelas) kali rapat, termasuk 4 (empat) kali rapat gabungan dengan Direksi. Tingkat kehadiran rapat Dewan Komisaris pada tahun 2022 secara rata-rata adalah 100%. [GRI 2-12-c]

Meetings of the Board of Commissioners

The Board of Commissioners shall convene a meeting on a periodical basis at least once in every 2 (two) months, with attendance rate for each member of the Board of Commissioners at least 75% of the number of meetings held in 1 (one) financial year. Notice of the meeting shall be made by the President Commissioner or other member of the Board of Commissioners. [GRI 2-12-a]

Each member of the Board of Commissioners has equal opportunity and voting right in expressing his/her opinions. The resolution of the Board of Commissioners meeting shall be taken based on deliberation to reach consensus. In the event deliberation for consensus is not achieved, voting will be held and must be approved by at least 2/3 of the members of the Board of Commissioners present at the meeting.

The Company scheduled the AGM, EGM, meetings of the Board of Commissioners, meetings of the Board of Directors, joint meetings of the Board of Commissioners and the Board of Directors, meetings of the Audit Committee, and meeting on the implementation of duties of the Corporate Secretary at the beginning of the financial year or at the end of the previous financial year. For 2022, schedules of meetings were determined in the meetings of the Board of Commissioners held on January 27, 2022.

In 2022, the Board of Commissioners held 11 (eleven) meetings, including 4 (four) joint meetings with the Board of Directors. The average attendance rate of the Board of Commissioners meetings held in 2022 was 100%. [GRI 2-12-c]

Ringkasan rapat Dewan Komisaris pada tahun 2022 adalah sebagai berikut: [GRI 2-12-b] [GRI 2-12-c]

Summary of the meetings of the Board of Commissioners in 2022 is as follows: [GRI 2-12-b] [GRI 2-12-c]

Tanggal Date	Keputusan Resolution	Pelaksanaan Execution	Kehadiran Attendance													% Kehadiran % of Attendance
			Dewan Komisaris Board of Commissioners							Direksi Board of Directors						
			FOW	IW[1)]	EHL	RAS	ANS[2)]	FS[3)]	HP[3)]	KC	LP	HT	HSK	DC	AS	
27 Jan	• Menyetujui rencana kerja 2022/2023 • Menyetujui usulan perubahan formulir penilaian kinerja dari Komite Nominasi dan Remunerasi	Sudah dilaksanakan Sudah dilaksanakan	✓	✓	✓	✓	✓	N/A	N/A	N/A	N/A	N/A	N/A	N/A	N/A	100%

Tanggal Date	Keputusan Resolution	Pelaksanaan Execution	Kehadiran Attendance													% Kehadiran % of Attendance
			Dewan Komisaris Board of Commissioners							Direksi Board of Directors						
			FOW	IW[1)]	EHL	RAS	ANS[2)]	FS[3)]	HP[3)]	KC	LP	HT	HSK	DC	AS	
	• Menerima laporan pelaksanaan tugas dan tanggung jawab Sekretaris Perusahaan H2-2021 • Menerima update peraturan dari Sekretaris Perusahaan • Approved work plan for 2022/2023 • Approved the proposed changes to the performance appraisal form from the Nomination and Remuneration Committee • Accepted report on the implementation of duties and responsibilities of the Corporate Secretary for H2-2021 • Obtained regulation updates from the Corporate Secretary	Sudah dilaksanakan Sudah dilaksanakan Executed Executed Executed Executed														
25 Feb	• Memberikan masukan atas usulan rencana pelatihan pengurus tahun 2022 yang diajukan oleh Komite Nominasi dan Remunerasi • Melakukan penilaian kinerja pengurus (tanpa kehadiran pejabat eksekutif) • Provided input on the proposed management training plan for year 2022 submitted by the Nomination and Remuneration Committee • Performed management performance appraisal (without the presence of executive officers)	Sudah dilaksanakan Sudah dilaksanakan Executed Executed	✓	✓	✓	✓	✓	N/A	N/A	N/A	N/A	N/A	N/A	N/A	N/A	100%
25 Feb	• Menerima laporan realisasi anggaran 2021 • Menyetujui anggaran dan strategi bisnis 2022 • Accepted the budget realization report 2021	Sudah dilaksanakan Sudah dilaksanakan Executed	✓	✓	✓	✓	✓	N/A	N/A	✓	✓	✓	✓	✓	✓	100%

Tanggal Date	Keputusan Resolution	Pelaksanaan Execution	Kehadiran Attendance													% Kehadiran % of Attendance
			Dewan Komisaris Board of Commissioners							Direksi Board of Directors						
			FOW	IW[1)]	EHL	RAS	ANS[2)]	FS[3)]	HP[3)]	KC	LP	HT	HSK	DC	AS	
	• Approved the budget and business strategies for 2022	Executed														
4 Mar	• Mengusulkan penunjukan AP dan KAP tahun 2022 • Menelaah draft laporan tahunan Perseroan 2021 • Menunjuk pimpinan RUPST 2022 • Menerima usulan rencana pelatihan pengurus tahun 2022 yang diajukan oleh Komite Nominasi dan Remunerasi • Proposed AP and KAP for the year 2022 • Reviewed the 2021 annual report draft • Appointed the chairperson for AGM 2022 • Approved the proposed management training plan for the year 2022 submitted by the Nomination and Remuneration Committee	Sudah dilaksanakan Sudah dilaksanakan Sudah dilaksanakan Sudah dilaksanakan Executed Executed Executed Executed	✓	✓	✓	✓	✓	✓	N/A	N/A	N/A	N/A	N/A	N/A	N/A	100%
4 Mar	• Menelaah laporan keuangan konsolidasian tahun 2021 • Reviewed the consolidated financial statements for year 2021	Sudah dilaksanakan Executed	✓	✓	✓	✓	✓	N/A	N/A	✓	✓	✓	✓	✓	✓	100%
1 Apr	• Menerima usulan susunan Dewan Komisaris dan Direksi dari Komite Nominasi dan Remunerasi • Menyetujui usulan remunerasi untuk tahun 2022 • Menelaah draft laporan pertang-gungjawaban Dewan Komisaris untuk laporan tahunan 2021 • Approved the proposals for the composition of the Board of Commissioners and Directors from the Nomination and Remuneration Committee	Sudah dilaksanakan Sudah dilaksanakan Sudah dilaksanakan Executed	✓	✓	✓	✓	✓	N/A	N/A	N/A	N/A	N/A	N/A	N/A	N/A	100%

Tanggal Date	Keputusan Resolution	Pelaksanaan Execution	Kehadiran Attendance													% Kehadiran % of Attendance
			Dewan Komisaris Board of Commissioners							Direksi Board of Directors						
			FOW	IW[1)]	EHL	RAS	ANS[2)]	FS[3)]	HP[3)]	KC	LP	HT	HSK	DC	AS	
	• Approved the proposed remuneration for 2022 • Review the draft accountability report of the Board of Commissioners for the annual report 2021	Executed Executed														
27 May	• Menindaklanjuti keputusan RUPST 2022 terkait remunerasi pengurus • Followed up on the resolution of the AGM 2021 related to board remuneration	Sudah dilaksanakan Executed	✓	✓	✓	✓	✓	N/A	N/A	N/A	N/A	N/A	N/A	N/A	N/A	100%
27 May	• Menelaah laporan keuangan konsolidasian Q1-2022 • Reviewed the Q1-2022 interim consolidated financial statements	Sudah dilaksanakan Executed	✓	✓	✓	✓	✓	N/A	N/A	✓	✓	✓	✓	✓	V	100%
29 Jul	• Menerima laporan pelaksanaan tugas dan tanggung jawab Sekretaris Perusahaan H1-2022 • Accepted report on the implementation of duties and responsibilities of the Corporate Secretary for H1-2022	Sudah dilaksanakan Executed	✓	✓	✓	✓	✓	N/A	N/A	N/A	N/A	N/A	N/A	N/A	N/A	100%
25 Aug	• Menelaah laporan keuangan konsolidasian Q2-2022 • Menerima laporan realisasi anggaran Q2-2022 • Menerima update kegiatan bisnis Q2-2022 • Reviewed the Q2-2022 interim consolidated financial statements • Accepted budget realization report for Q2-2022 • Accepted updates on business activities during Q2-2022	Sudah dilaksanakan Sudah dilaksanakan Sudah dilaksanakan Executed Executed Executed	✓	✓	✓	✓	✓	N/A	N/A	✓	✓	-	✓	-	✓	100%
9 Sep	• Menyetujui usulan perubahan susunan pengurus	Sudah dilaksanakan														

Tanggal Date	Keputusan Resolution	Pelaksanaan Execution	Kehadiran Attendance													% Kehadiran % of Attendance
			Dewan Komisaris Board of Commissioners							Direksi Board of Directors						
			FOW	IW[1)]	EHL	RAS	ANS[2)]	FS[3)]	HP[3)]	KC	LP	HT	HSK	DC	AS	
	• Approval of proposed changes to the composition of the management	Executed														
Kehadiran / Attendance			11/11	11/11	11/11	11/11	11/11	N/A	N/A	4/4	4/4	3/4	4/4	3/4	4/4	100%
% kehadiran / % of attendance			100%	100%	100%	100%	100%	N/A	N/A	100%	100%	75%	100%	75%	100%	

Keterangan / Notes:
Rapat Gabungan / Joint Meeting

- FOW : Franky Oesman Widjaja
- IW : Indra Widjaja
- EHL : Dr.-Ing. Evita Herawati Legowo
- RAS : Robert Arthur Simanjuntak, Ph.D.
- ANS : Dr. Ir. Andy Noorsaman Sommeng, DEA
- FS : Ir. F.X. Sutijastoto M.A.
- HP : Dr. Hendrikus Passagi, S.Sos., S.H., M.H., M.Sc.
- KC : L. Krisnan Cahya
- LP : Lokita Prasetya
- HT : Hermawan Tarjono
- HSK : Handhianto Suryo Kentjono
- DC : Daniel Cahya
- AS : Alex Sutanto

1) Bapak Indra Widjaja telah mengajukan permohonan pengunduran diri dari jabatannya selaku Wakil Presiden Komisaris dan pengunduran diri tersebut telah disahkan dalam RUPSLB Perseroan tanggal 6 Oktober 2022
2) Bapak Dr. Ir. Andy Noorsaman Sommeng, DEA telah diberhentikan dengan hormat dari jabatannya selaku Komisaris Independen dan pemberhentian tersebut telah disahkan dalam RUPSLB Perseroan tanggal 6 Oktober 2022. Bapak Dr. Ir. Andy Noorsaman Sommeng, DEA diangkat sebagai anggota Komite Manajemen Risiko berdasarkan keputusan sirkuler Dewan Komisaris Perseroan tanggal 6 Oktober 2022.
3) Bapak Ir. F.X. Sutijastoto M.A. dan Bapak Dr. Hendrikus Passagi, S.Sos., S.H., M.H., M.Sc. diangkat sebagai Komisaris Independen berdasarkan keputusan RUPSLB Perseroan tanggal 6 Oktober 2022

1) Mr. Indra Widjaja had tendered resignation from his position as Vice President Commissioner and the resignation was approved by the Company's EGM dated October 6, 2022
2) Mr. Dr. Ir. Andy Noorsaman Sommeng, DEA has been honorably dismissed from his position as Independent Commissioner and the dismissal was approved by the Company's EGM dated October 6, 2022. Mr. Dr. Ir. Andy Noorsaman Sommeng, DEA was appointed as a member of the Risk Management Committee based on the circular resolution of the Company's Board of Commissioners dated October 6, 2022.
3) Mr. Ir. F.X. Sutijastoto M.A. and Mr. Dr. Hendrikus Passagi, S.Sos., S.H., M.H., M.Sc. were appointed as the Company's Independent Commissioner based on the resolution of the Company's EGM dated October 6, 2022

Penilaian Kinerja, Remunerasi, dan Prosedur Penetapan Remunerasi Dewan Komisaris

Informasi mengenai penilaian kinerja, remunerasi, dan prosedur penetapan remunerasi Dewan Komisaris dapat dilihat pada bagian Governansi Korporat, sub-bagian Komite Nominasi dan Remunerasi.

Performance Appraisal, Remuneration, and Procedure for Determining the Remuneration of the Board of Commissioners

Information regarding the performance appraisal, remuneration, and procedure for determining the remuneration of the Board of Commissioners can be seen in the Corporate Governance section, Nomination and Remuneration Committee subsection.

Penilaian Dewan Komisaris atas Kinerja Direksi Tahun 2022

Dewan Komisaris melakukan penilaian atas kinerja Direksi, baik secara individual maupun kolektif, sebanyak satu kali dalam setahun.

Penelaahan Dewan Komisaris atas kinerja Direksi tahun 2022 dilakukan pada bulan Maret 2023, sesuai dengan prosedur dan kriteria penilaian kinerja Direksi, dengan mempertimbangkan kinerja Perseroan, pencapaian target, kualitas analisis, pengambilan keputusan, dan rekomendasi Komite Nominasi. Berdasarkan hasil penelaahan tersebut, Dewan Komisaris menilai bahwa pada tahun 2022 Direksi telah melakukan tugas pengelolaan dengan baik. [GRI 2-12-c]

Informasi mengenai kriteria yang dipertimbangkan dalam evaluasi kinerja Direksi dan prosedur penilaian dan penetapan remunerasi Direksi dapat dilihat pada bagian Governansi Korporat, sub-bagian Direksi – Penilaian Kinerja dan Remunerasi Direksi.

Board of Commissioners' Appraisal on the Performance of the Board of Directors in 2022

The Board of Commissioners appraises the performance of the Board of Directors, both individual and collective performance, once a year.

The Board of commissioners' review on the performance of the Board of Directors in 2022 was conducted in March 2023, in accordance with the procedure and criteria of the performance appraisal for the Board of Directors, and by considering the Company's performance, target realization, quality of analysis, decision making, and recommendation from the Nomination Committee. Based on the review, the Board of Commissioners considered that in 2022, the Board of Directors has performed good company management. [GRI 2-12-c]

Information regarding the criteria considered in evaluating the performance of the Board of Directors and the procedure for evaluating and determining the remuneration of the Board of Directors can be seen in the Corporate Governance section, Board of Directors – Performance Appraisal and Remuneration of the Board of Directors subsection.

Penilaian Dewan Komisaris atas Kinerja Komite Audit Tahun 2022

Dewan Komisaris melakukan penilaian atas kinerja Komite Audit setidaknya satu kali dalam setahun. Penilaian ini dilakukan sesuai dengan prosedur dan kriteria penilaian kinerja Komite Audit. [GRI 2-12-c]

Board of Commissioners' Appraisal on the Performance of the Audit Committee in 2022

The Board of Commissioners appraises the performance of the Audit Committee at least once a year. The appraisal is carried out in accordance with the procedure and performance appraisal criteria for the Audit Committee. [GRI 2-12-c]

Kriteria yang dipertimbangkan dalam evaluasi kinerja Komite Audit
Criteria considered in the performance evaluation of the Audit Committee

- Kemampuan dan kontribusi dalam melakukan pengawasan
- Efektivitas pengawasan dalam pelaksaan kepatuhan, pelaporan keuangan, pengendalian internal, manajemen risiko, audit internal, dan transaksi benturan kepentingan

- Ability and contribution in carrying out supervision
- Effecttiveness of supervision in the implementation of compliance, financial reporting, internal control, risk management, internal audit, and conflict-of-interest transactions

Pada bulan Maret 2022, Dewan Komisaris telah melakukan evaluasi atas kinerja Komite Audit di tahun 2022 dan menilai bahwa sistem pengendalian internal, tindak lanjut atas pelaporan pelanggaran, dan manajemen risiko Perseroan berjalan dengan cukup memadai. [GRI 2-12-c]

Namun sejalan dengan rencana perusahaan untuk mengembangkan bisnis teknologi dan energi terbarukan, Dewan Komisaris merasa perlu memperkuat upaya pengelolaan risiko perusahaan. Atas usulan Dewan Komisaris, Perseroan telah membentuk Komite Manajemen Risiko pada bulan Oktober 2022. [GRI 2-12-c]

Dewan Komisaris telah memberikan saran-saran untuk semakin meningkatkan efektivitas pengawasan tahun 2023.

In March 2022, the Board of Commissioners has evaluated the performance of the Audit Committee in 2022 and assessed that the Company's internal control system, follow-up on reporting violations, and risk management had run properly. [GRI 2-12-c]

However, in line with the company's plan to develop its technology and renewable energy business, the Board of Commissioners felt the need to strengthen the company's risk management efforts. Based on the proposal of the Board of Commissioners, the Company has established a Risk Management Committee in October 2022. [GRI 2-12-c]

The Board of Commissioners has provided suggestions to improve the effectiveness of the supervision in 2023.

Informasi mengenai penilaian kinerja Komite Audit dapat dilihat pada bagian Governansi Korporat, sub-bagian Komite Nominasi dan Remunerasi.

Information regarding performance appraisal of the Audit Committee can be seen on the Corporate Governance section, Nomination Committee subsection.

Penilaian Dewan Komisaris atas Kinerja Komite Nominasi dan Remunerasi Tahun 2022

Dewan Komisaris melakukan penilaian atas kinerja Komite Nominasi dan Remunerasi sekurang-kurangnya 1 (satu) kali dalam setahun. [GRI 2-12-c]

Board of Commissioners's Appraisal on the Performance of the Nomination and Remuneration Committee in 2022

The Board of Commissioners appraises the performance of the Nomination and the Remuneration Committee at least once a year. [GRI 2-12-c]

Kriteria yang dipertimbangkan dalam evaluasi kinerja Komite Nominasi dan Remunerasi
Criteria considered in the performance evaluation of the Nomination and Remuneration Committee

- Kehadiran dalam rapat
- Kesiapan untuk hadir dalam rapat
- Kualitas dan kontribusi dalam rapat
- Kemampuan untuk menggunakan pengalaman yang relevan dalam mengambil keputusan
- Kemampuan untuk bekerja dengan baik sebagai tim
- Komitmen waktu

- Attendance at meetings
- Preparedness at meetings
- Quality of and contributions at meetings
- Ability to use his/her relevant experiences in making the decision
- Ability to work well as a team
- Time commitment

Penilaian kinerja, perencanaan, dan pelaksanaan pelatihan tahun 2022 untuk anggota Dewan Komisaris, Direksi, dan Komite diselenggarakan dengan lancar oleh Komite Nominasi dan Remunerasi pada tahun 2022.

Komite Nominasi dan Remunerasi telah melakukan analisis pembanding dan memberikan rekomendasi remunerasi untuk anggota Dewan Komisaris dan Direksi tahun 2022.

Berdasarkan penilaian Dewan Komisaris, selama tahun 2022 Komite Nominasi dan Remunerasi telah melaksanakan tugasnya dengan baik. [GRI 2-12-c]

Appraisals for the performance of, planning and implementation of trainings for 2022 for members of the Board of Commissioners, Board of Directors, and Committees in 2022 were carried out smoothly by the Nomination and Remuneration Committee in 2022.

The Nomination and Remuneration Committee had conducted a comparative analysis and provided remuneration recommendations for members of the Board of Commissioners and Board of Directors in 2022.

Based on the Board of Commissioners' appraisal, the Nomination and Remuneration Committee had performed their duties well in 2022. [GRI 2-12-c]

Peningkatan Kompetensi bagi Anggota Dewan Komisaris

Untuk mendukung pelaksanaan tugas dan peningkatan kompetensi anggota Dewan Komisaris, Perseroan mendorong setiap anggota Dewan Komisaris Perseroan untuk mengikuti program pelatihan sekurang-kurangnya 1 (satu) kali dalam setahun.

Kebijakan ini disempurnakan dalam rapat Dewan Komisaris dengan Komite Nominasi dan Remunerasi tahun 2022 dengan penambahan ketentuan minimal jam pelatihan selama 12 (dua belas) jam. [GRI 2-17-a]

Pada tahun 2022, masing-masing anggota Dewan Komisaris Perseroan telah mengikuti lokakarya/pelatihan/seminar, sebagaimana dapat dilihat pada tabel berikut: [GRI 2-17-a]

Competency Development for Members of the Board of Commissioners

To support the implementation of duties and develop the competence of members of the Board of Commissioners, the Company encourages each member of its Board of Commissioners to participate in a training program at least once a year.

This policy was refined in the Board of Commissioners' meeting with the Nomination and Remuneration Committee in 2022 with the addition of a minimum training hour requirement of 12 (twelve) hours. [GRI 2-17-a]

In 2022, each member of the Company's Board of Commissioners had attended workshop/training/seminar, as can be seen in the following table: [GRI 2-17-a]

Nama & Jabatan Name & Position	Lokakarya/Pelatihan/Seminar Workshop/Training/Seminar	Tempat, Tanggal Place, Date	Penyelenggara Organizer
Franky Oesman Widjaja Presiden Komisaris President Commissioner	Grow Asia Governance Council Meeting	Singapore, Feb 8, 2022	Grow Asia
	Ecosperity Week 2022: Accelerating the Energy Revolution	Singapore, Jun 7, 2022	Temasek
	Ecosperity Week 2022: Decarbonising Trasport and Heavy Industry	Singapore, Jun 8, 2022	Temasek
	Musyawarah Nasional Khusus Kamar Dagang & Industri 2022	Jakarta, Jun 23, 2022	Kamar Dagang & Industri Indonesia
	10th Ministerial Meeting of the Council of Palm Oil Producing Countries	Bali, Jul 19, 2022	Kementerian Koordinator Bidang Perekenomian RI
	Unlocking Financial Access & Digital Transaction for Farmers and SMEs through Inclusive Closed Loop Model	Jakarta, Jun 30, 2022	B20 Indonesia 2022 and Kadin Indonesia
	B-20 Summit Indonesia 2022: Advancing Innovative Inclusive and Collaborative Growth: "Recover Together, Recover Stronger"	Jakarta, Nov 13, 2022	B20 Indonesia 2022 and Kadin Indonesia
	Rapat Pimpinan Nasional Tahun 2022: Kadin Kuat, UMKM Kuat, Ekonomi Daerah dan Nasional Kuat, Indonesia Maju	Jakarta, Dec 2, 2022	Kamar Dagang & Industri Indonesia
Indra Widjaja[1)] Wakil Presiden Komisaris Vice President Commissioner	Online Seminar Economic Outlook 2023 (For Director, Commissioner, Controlling Shareholder, and Sharia Supervisory Board)	Jakarta, Sep 27, 2022	Asosiasi Perusahaan Pembiayaan Indonesia
	Risk Appetite & Risk Tolerance	Jakarta, Nov 24, 2022	Asuransi Sumit Oto dan LSPMR
	Live Webinar GIRMA: Penyusunan RKAP Berbasis Risiko	Jakarta, Dec 9, 2022	Global Integrated Risk Management Association
Dr.-Ing. Evita Herawati Legowo Komisaris Independen Independent Commissioner	The 13th IICD CG Conference 2022: Sustainability Governance for Long-Term Value Creation	Jakarta, May 19, 2022	Indonesian Institute for Corporate Director
	Flexible Operation of Coal Power Plants	Jakarta, Jun 15, 2022	Institute for Essential Services Reform
	100th ETW – Dunia Usaha dan Vokasi	Jakarta, Jul 21, 2022	Sinarmas
	LED-7 Nomination Committee Essentials	Jakarta, Oct 14, 2022	Singapore Institute of Directors
	Pertumbuhan Ekonomi di Tengah Inflasi Global	Jakarta, Oct 17, 2022	Sinarmas

Nama & Jabatan Name & Position	Lokakarya/Pelatihan/Seminar Workshop/Training/Seminar	Tempat, Tanggal Place, Date	Penyelenggara Organizer
	Optimalisasi Pemanfaatan Pendanaan Kemendikbudristek untuk Keberlanjutan Pelaksanaan Tri Dharma Perguruan Tinggi	Jakarta, Oct 19, 2022	Swiss German University
	Transisi Energi untuk Nol Emisi 2060: - Road Map Transisi Energi Menuju NZE 2060 - Percepatan Regulasi Transisi Energi	Jakarta, Oct 19, 2022	Tempo
Robert Arthur Simanjuntak, Ph.D. Komisaris Independen Independent Commissioner	Introduction to Private M&A, Acquisition Finance, Debt Capital Markets Offerings, Venture Capital, Asset & Infrastructure Finance and Project Bonds, and Margin Lending & Alternative Financing Investment	Jakarta, May 18, 2022	Latham & Watkins LLP – Singapore, Perseroan
	LED-5 Audit Committee Essentials	Jakarta, Oct 12, 2022	Singapore Institute of Directors
	Pertumbuhan Ekonomi di Tengah Inflasi Global	Jakarta, Oct 17, 2022	Sinarmas
Dr. Ir. Andy Noorsaman Sommeng, DEA[2)] Komisaris Independen Independent Commissioner	Introduction to Private M&A, Acquisition Finance, Debt Capital Markets Offerings, Venture Capital, Asset & Infrastructure Finance and Project Bonds, and Margin Lending & Alternative Financing Investment	Jakarta, May 18, 2022	Latham & Watkins LLP – Singapore, Perseroan
	Pertumbuhan Ekonomi di Tengah Inflasi Global	Jakarta, Oct 17, 2022	Sinarmas
Ir. F.X. Sutijastoto M.A.[3)] Komisaris Independen Independent Commissioner	LED-6 Board Risk Management Essentials	Jakata, Oct 13, 2022	Singapore Institute of Directors
	Pertumbuhan Ekonomi di Tengah Inflasi Global	Jakarta, Oct 17, 2022	Sinarmas
Dr. Hendrikus Passagi, S.Sos., S.H., M.H., M.Sc.[3)] Komisaris Independen Independent Commissioner	LED-6 Board Risk Management Essentials	Jakarta, Oct 13, 2022	Singapore Institute of Directors
	Pertumbuhan Ekonomi di Tengah Inflasi Global	Jakarta, Oct 17, 2022	Sinarmas
	Transisi Energi untuk Nol Emisi 2060: Percepatan Regulasi Transisi Energi	Jakarta, Oct 19, 2022	Tempo

Keterangan / Notes:
1) Bapak Indra Widjaja telah mengajukan permohonan pengunduran diri dari jabatannya selaku Wakil Presiden Komisaris dan pengunduran diri tersebut telah disahkan dalam RUPSLB Perseroan tanggal 6 Oktober 2022
2) Bapak Dr. Ir. Andy Noorsaman Sommeng, DEA telah diberhentikan dengan hormat dari jabatannya selaku Komisaris Independen dan pemberhentian tersebut telah disahkan dalam RUPSLB Perseroan tanggal 6 Oktober 2022. Bapak Dr. Ir. Andy Noorsaman Sommeng, DEA diangkat sebagai anggota Komite Manajemen Risiko berdasarkan keputusan sirkuler Dewan Komisaris Perseroan tanggal 6 Oktober 2022.
3) Bapak Ir. F.X. Sutijastoto M.A. dan Bapak Dr. Hendrikus Passagi, S.Sos., S.H., M.H., M.Sc. diangkat sebagai Komisaris Independen berdasarkan keputusan RUPSLB Perseroan tanggal 6 Oktober 2022
1) Mr. Indra Widjaja had tendered resignation from his position as Vice President Commissioner and the resignation was approved by the Company's EGM dated October 6, 2022
2) Mr. Dr. Ir. Andy Noorsaman Sommeng, DEA has been honorably dismissed from his position as Independent Commissioner and the dismissal was approved by the Company's EGM dated October 6, 2022. Mr. Dr. Ir. Andy Noorsaman Sommeng, DEA was appointed as a member of the Risk Management Committee based on the circular resolution of the Company's Board of Commissioners dated October 6, 2022.
3) Mr. Ir. F.X. Sutijastoto M.A. and Mr. Dr. Hendrikus Passagi, S.Sos., S.H., M.H., M.Sc. were appointed as the Company's Independent Commissioner based on the resolution of the Company's EGM dated October 6, 2022

Hubungan Keluarga, Keuangan, dan Kepengurusan antara Anggota Dewan Komisaris, Direksi, Pemegang Saham Pengendali, dan Pemegang Saham Utama

Anggota Dewan Komisaris wajib mengungkapkan di dalam Laporan Tahunan mengenai ada atau tidaknya hubungan keluarga dan/atau keuangan antara anggota Dewan Komisaris dengan anggota Dewan Komisaris lainnya, antara anggota Dewan Komisaris dengan anggota Direksi, serta antara anggota Dewan Komisaris dengan Pemegang Saham Pengendali dan Pemegang Saham Utama.

Selain Bapak Franky Oesman Widjaja yang memiliki hubungan keluarga, Keuangan dan kepengurusan dengan Pemegang Saham Pengendali dan Pemegang Saham Utama, anggota Dewan Komisaris lainnya tidak memiliki hubungan afiliasi baik dengan anggota Dewan Komisaris, anggota Direksi, Pemegang Saham Pengendali, maupun Pemegang Saham Utama. [GRI 2-15-b]

Family, Financial, and Management Relationship between Members of the Board of Commissioners, Members of the Board of Directors, the Controlling Shareholders, and the Main Shareholders

Members of the Board of Commissioners are required to disclose in the Annual Report whether there is a family and/or financial relationship among members of the Board of Commissioners, between members of the Board of Commissioners and members of the Board of Directors, as well as between members of the Board of Commissioners with the Controlling Shareholders and the Main Shareholders.

Other than Mr. Franky Oesman Widjaja who has family, financial, and management relationships, other members of the Board of Commissioners have no affiliation either with fellow members of the Board of Commissioners, members of the Board of Directors, the Controlling Shareholders, or the Main Shareholders. [GRI 2-15-b]

Rangkap Jabatan Dewan Komisaris [GRI 2-15-b]

Ketentuan sehubungan Rangkap Jabatan Dewan Komisaris

Anggota Dewan Komisaris dapat merangkap paling banyak 5 (lima) jabatan, dengan memperhatikan ketentuan dalam Peraturan OJK No. 33/POJK.04/2014 dan Anggaran Dasar Perseroan, sebagai berikut:

- anggota Dewan Komisaris dapat merangkap jabatan sebagai anggota Dewan Komisaris paling banyak pada 2 (dua) emiten atau perusahaan publik lain dan sebagai anggota Direksi paling banyak pada 2 (dua) emiten atau perusahaan publik lain.
- dalam hal anggota Dewan Komisaris tidak merangkap jabatan sebagai anggota Direksi, anggota Dewan Komisaris yang bersangkutan dapat merangkap jabatan sebagai anggota Dewan Komisaris paling banyak pada 4 (empat) emiten atau perusahaan publik lain.
- anggota Dewan Komisaris dapat merangkap sebagai anggota komite paling banyak pada 4 (empat) komite di emiten atau perusahaan publik lain, dimana yang bersangkutan juga menjabat sebagai anggota Direksi atau anggota Dewan Komisaris.

Rangkap jabatan berlaku sepanjang tidak bertentangan dengan peraturan perundang-undangan lainnya. Dalam hal terdapat peraturan perundang-undangan lain yang mengatur ketentuan mengenai rangkap jabatan yang berbeda dengan ketentuan sebagaimana diatur dalam Peraturan OJK No. 33/POJK.04/2014, berlaku ketentuan yang mengatur lebih ketat.

Seluruh anggota Dewan Komisaris Perseroan telah memenuhi ketentuan rangkap jabatan sebagaimana dipersyaratkan dalam Peraturan OJK No. 33/POJK.04/2014 tentang Direksi dan Dewan Komisaris Emiten atau Perusahaan Publik.

Tabel berikut ini menunjukkan rangkap jabatan Dewan Komisaris Perseroan pada perusahaan publik lainnya di tahun 2022:

Concurrent Positions of the Board of Commissioners [GRI 2-15-b]

Provisions regarding the Concurrent Position of the Board of Commissioners

A member of the Board of Commissioners may hold no more than 5 (five) concurrent positions, by considering the provisions stipulated in OJK's Regulation No. 33/POJK.04/2014 and the Company's Articles of Association, as follows:

- a member of the Board of Commissioners may hold a concurrent office as a member of Board of Commissioners in no more than 2 (two) other issuers or public companies and as a member of Board of Directors in no more than 2 (two) ther issuers and public companies.
- in case the member of Board of Commissioners is not holding concurrent office as a member of the Board of Directors, the relevant Board of Commissioners may hold concurrent office as a member of the Board of Commissioners in no more than 4 (four) other issuers or public companies.
- a member of the Board of Commissioners may hold concurrent office as a committee member in no more than 4 (four) committees in other issuers or public companies in which the relevant person also serves as a member of the Board of Directors or the Board of Commissioners.

Concurrent positions apply as long as they do not conflict with other laws and regulations. In the event that there are other laws and regulations governing the provisions regarding concurrent positions that are different from the provisions as stipulated in OJK's Regulation No. 33/POJK.04/2014, provisions that regulate more strictly apply.

All members of the Company's Board of Commissioners complied with the concurrent position provisions stipulated in OJK's Regulation No. 33/POJK.04/2014 concerning Board of Directors and Board of Commissioners of Issuers or Public Companies.

The following table shows concurrent positions of the Company's Board of Commissioners in other public companies in 2022:

Nama Name	**Jabatan di Perseroan** Position in the Company	**Perusahaan Publik Lain** Other Public Company		
		Perusahaan Company	**Bidang Usaha** Business Line	**Jabatan** Position
Franky Oesman Widjaja	Presiden Komisaris dan Anggota Komite Nominasi dan Remunerasi President Commissioner and Member of the Nomination and Remuneration Committee	PT SMART Tbk	Perkebunan Plantation	• Komisaris Utama • Anggota Komite Nominasi dan Remunerasi • President Commissioner • Member of the Nomination and Remuneration Committee
		PT Plaza Indonesia Realty Tbk	Properti Property	Komisaris Utama President Commissioner
Indra Widjaja[1)]	Wakil Presiden Komisaris Vice President Commissioner	PT Sinar Mas Multiartha Tbk	Jasa Keuangan Financial Services	Komisaris Utama President Commissioner
Dr.-Ing. Evita Herawati Legowo	Komisaris Independen dan Ketua Komite Nominasi dan Remunerasi Independent Commissioner and Chairperson of the Nomination and Remuneration Committee	-	-	-

Nama Name	Jabatan di Perseroan Position in the Company	Perusahaan Publik Lain Other Public Company		
		Perusahaan Company	Bidang Usaha Business Line	Jabatan Position
Robert Arthur Simanjuntak, Ph.D.	Komisaris Independen, Ketua Komite Audit, dan Ketua Komite Manajemen Risiko Independent Commissioner, Chairperson of the Audit Committee, Chairperson of the Risk Management Committee	PT SMART Tbk	Perkebunan Plantation	Anggota Komite Audit Member of the Audit Committee
		PT Bank Sinarmas Tbk	Perbankan Banking	Anggota Komite Audit Member of the Audit Committee
Dr. Ir. Andy Noorsaman Sommeng, DEA[2)]	Komisaris Independen Independent Commissioner	-	-	-
Ir. F.X. Sutijastoto M.A.[3)]	Komisaris Independen Independent Commissioner	PT Aneka Tambang Tbk	Pertambangan Logam dan Mineral Metal and Mineral Mining	Komisaris Utama merangkap Komisaris Independen President Commissioner cum Independent Commissioner
Dr. Hendrikus Passagi, S.Sos., S.H., M.H., M.Sc.[3)]	Komisaris Independen, Anggota Komite Audit, dan Anggota Komite Manajemen Risiko Independent Commissioner, Member of the Audit Committee, and Member of the Risk Management Committee	-	-	-

Keterangan / Notes:

1) Bapak Indra Widjaja telah mengajukan permohonan pengunduran diri dari jabatannya selaku Wakil Presiden Komisaris dan pengunduran diri tersebut telah disahkan dalam RUPSLB Perseroan tanggal 6 Oktober 2022
2) Bapak Dr. Ir. Andy Noorsaman Sommeng, DEA telah diberhentikan dengan hormat dari jabatannya selaku Komisaris Independen dan pemberhentian tersebut telah disahkan dalam RUPSLB Perseroan tanggal 6 Oktober 2022. Bapak Dr. Ir. Andy Noorsaman Sommeng, DEA diangkat sebagai anggota Komite Manajemen Risiko berdasarkan keputusan sirkuler Dewan Komisaris Perseroan tanggal 6 Oktober 2022.
3) Bapak Ir. F.X. Sutijastoto M.A. dan Bapak Dr. Hendrikus Passagi, S.Sos., S.H., M.H., M.Sc. diangkat sebagai Komisaris Independen berdasarkan keputusan RUPSLB Perseroan tanggal 6 Oktober 2022

1) Mr. Indra Widjaja had tendered resignation from his position as Vice President Commissioner and the resignation was approved by the Company's EGM dated October 6, 2022
2) Mr. Dr. Ir. Andy Noorsaman Sommeng, DEA has been honorably dismissed from his position as Independent Commissioner and the dismissal was approved by the Company's EGM dated October 6, 2022. Mr. Dr. Ir. Andy Noorsaman Sommeng, DEA was appointed as a member of the Risk Management Committee based on the circular resolution of the Company's Board of Commissioners dated October 6, 2022.
3) Mr. Ir. F.X. Sutijastoto M.A. and Mr. Dr. Hendrikus Passagi, S.Sos., S.H., M.H., M.Sc. were appointed as the Company's Independent Commissioner based on the resolution of the Company's EGM dated October 6, 2022

Kepemilikan Saham Dewan Komisaris dalam Perseroan

Perseroan melarang anggota Dewan Komisaris untuk mengambil keuntungan dari informasi non-publik dengan melakukan insider trading dan/atau *abusive self-dealing*.

Piagam Dewan Komisaris Perseroan menetapkan kewajiban bagi setiap anggota Dewan Komisaris sebagai berikut:

- Setiap anggota Dewan Komisaris wajib mengungkapkan kepemilikan saham yang mencapai 5% atau lebih dari modal disetor, yang meliputi jenis dan jumlah lembar saham di dalam Perseroan.
- Setiap anggota Dewan Komisaris wajib melaporkan setiap perubahan atas kepemilikan saham Perseroan kepada Sekretaris Perusahaan selambat-lambatnya 1 (satu) hari sebelum melakukan transaksi saham Perseroan (jika ada), untuk dilaporkan oleh Sekretaris Perusahaan ke OJK dan BEI selambat-lambatnya 2 (dua) hari kerja sejak terjadinya perubahan kepemilikan tersebut.

Bapak Franky Oesman Widjaja (Presiden Komisaris Perseroan) memiliki kepemilikan saham dalam Perseroan secara tidak langsung melalui PT Sinar Mas Tunggal. Informasi mengenai kepemilikan saham Perseroan oleh Bapak Franky Oesman Widjaja dapat dilihat pada bagian Profil Perusahaan, sub-bagian Komposisi Pemegang Saham dan Struktur Perusahaan. Selain Bapak Franky Oesman Widjaja, anggota Dewan Komisaris lainnya tidak memiliki saham di Perseroan, baik secara langsung maupun tidak langsung. [GRI 2-15-b]

Share Ownership of the Board of Commissioners in the Company

The Company forbids members of the Board of Commissioners from taking advantage of non-public information by conducting insider trading and/or abusive self-dealing.

The Company's Charter of the Board of Commissioners stipulates the obligations for each member of the Board of Commissioners as follows:

- Each member of the Board of Commissioners must report any share ownership of 5% or more of the paid-up capital, which includes types and number of shares in the Company.
- Each member of the Board of Commissioners must report to the Corporate Secretary any changes of share ownership in the Company no later than 1 (one) day before entering into the transaction of the Company's share (if any), to be reported by the Corporate Secretary to OJK and IDX no later than 2 (two) working days since such changes happen.

Mr. Franky Oesman Widjaja (President Commissioner of the Company) indirectly owns the Company's shares through PT Sinar Mas Tunggal. Information regarding the ownership of the Company's shares by Mr. Franky Oesman Widjaja can be seen in the Company Profile section, Shareholding Composition subsection and Corporate Structure subsection. Apart from Mr. Franky Oesman Widjaja, other members of the Board of Commissioners do not own shares in the Company, either directly or indirectly. [GRI 2-15-b]

Nama & Jabatan Name & Position	Jumlah Saham per 1 Jan 2022 Number of Shares as of Jan 1, 2022	Perdagangan Saham 1 Jan - 31 Des 2022 Shares Trading 1 Jan - 31 Dec 2022	Jumlah Saham per 31 Des 2022 Number of Shares as of Dec 31, 2022
Franky Oesman Widjaja[*)] Presiden Komisaris President Commissioner	461,552,320[*)]	-	461,552,320[*)]
Indra Widjaja[*)1)] Wakil Presiden Komisaris Vice President Commissioner	461,552,320[*)]	-	461,552,320[*)]
Dr.-Ing. Evita Herawati Legowo Komisaris Independen Independent Commissioner	0	-	0
Robert Arthur Simanjuntak, Ph.D. Komisaris Independen Independent Commissioner	0	-	0
Dr. Ir. Andy Noorsaman Sommeng, DEA[2)] Komisaris Independen Independent Commissioner	0	-	0
Ir. F.X. Sutijastoto M.A.[3)] Komisaris Independen Independent Commissioner	0	-	0
Dr. Hendrikus Passagi, S.Sos., S.H., M.H., M.Sc.[3)] Komisaris Independen Independent Commissioner	0	-	0

Keterangan / Notes:

*) Bapak Franky Oesman Widjaja, Bapak Indra Widjaja, dan Bapak Muktar Widjaja secara kolektif dianggap memiliki sebanyak 461.552.320 saham yang dimiliki oleh PT Sinar Mas Tunggal, berdasarkan kepemilikan tidak kurang dari 20% saham dengan hak suara di PT Sinarindo Gerbangmas.

*) Mr. Franky Oesman Widjaja, Mr. Indra Widjaja, and Mr. Muktar Widjaja are collectively deemed to have interest in 461,552,320 shares owned by PT Sinar Mas Tunggal by virtue of their shareholding of no less than 20% of voting shares in PT Sinarindo Gerbangmas.

1) Bapak Indra Widjaja telah mengajukan permohonan pengunduran diri dari jabatannya selaku Wakil Presiden Komisaris dan pengunduran diri tersebut telah disahkan dalam RUPSLB Perseroan tanggal 6 Oktober 2022

2) Bapak Dr. Ir. Andy Noorsaman Sommeng, DEA telah diberhentikan dengan hormat dari jabatannya selaku Komisaris Independen dan pemberhentian tersebut telah disahkan dalam RUPSLB Perseroan tanggal 6 Oktober 2022. Bapak Dr. Ir. Andy Noorsaman Sommeng, DEA diangkat sebagai anggota Komite Manajemen Risiko berdasarkan keputusan sirkuler Dewan Komisaris Perseroan tanggal 6 Oktober 2022.

3) Bapak Ir. F.X. Sutijastoto M.A. dan Bapak Dr. Hendrikus Passagi, S.Sos., S.H., M.H., M.Sc. diangkat sebagai Komisaris Independen berdasarkan keputusan RUPSLB Perseroan tanggal 6 Oktober 2022

1) Mr. Indra Widjaja had tendered resignation from his position as Vice President Commissioner and the resignation was approved by the Company's EGM dated October 6, 2022

2) Mr. Dr. Ir. Andy Noorsaman Sommeng, DEA has been honorably dismissed from his position as Independent Commissioner and the dismissal was approved by the Company's EGM dated October 6, 2022. Mr. Dr. Ir. Andy Noorsaman Sommeng, DEA was appointed as a member of the Risk Management Committee based on the circular resolution of the Company's Board of Commissioners dated October 6, 2022.

3) Mr. Ir. F.X. Sutijastoto M.A. and Mr. Dr. Hendrikus Passagi, S.Sos., S.H., M.H., M.Sc. were appointed as the Company's Independent Commissioner based on the resolution of the Company's EGM dated October 6, 2022

Selama tahun 2022, tidak terdapat transaksi saham Perseroan yang dilakukan oleh anggota Dewan Komisaris, sehingga per 31 Desember 2022 kepemilikan saham Perseroan oleh anggota Dewan Komisaris tidak mengalami perubahan.

During 2022, there were no transactions on the Company's shares made by the members of the Board of Commissioners, hence as of December 31, 2022, there were no changes in ownership of the Company's shares by the members of the Board of Commissioners.

Komisaris Independen

Komisaris Independen adalah anggota Dewan Komisaris yang tidak memiliki hubungan afiliasi dan kepentingan apapun dengan Direksi maupun anggota Dewan Komisaris lainnya sehingga tidak mempengaruhi kemampuannya dalam bertindak untuk kepentingan perusahaan secara independen.

Tugas Komisaris Independen

Selain melakukan tugas umum anggota Dewan Komisaris, Komisaris Independen menjalankan beberapa tugas tambahan, antara lain:

- mengupayakan perlakuan yang adil terhadap pemegang saham minoritas
- memberikan saran untuk menjaga kepentingan masyarakat di sekitar wilayah Perseroan dan entitas anak serta kepentingan para pemangku kepentingan lainnya

Independent Commissioners

Independent Commissioner(s) are members of the Board of Commissioners who do not have any affiliation or interest with any of the members of the Board of Directors or other members of the Board of Commissioners so that his/her ability to act independently for the Company's interest is not affected.

Duties of the Independent Commissioners

In addition to carrying out their general duties as members of the Board of Commissioners, Independent Commissioners also carry out several additional duties, such as to:

- support fair treatment towards minority shareholders
- provide advice to safeguard the interests of local communities surrounding the premises of the Company and its subsidiaries as well as the interests of other stakeholders

- mengawasi kepatuhan pada peraturan dan perundangan yang berlaku
- meningkatkan akuntabilitas organ-organ di dalam Perseroan
- meninjau transaksi dengan pihak berelasi yang material untuk memastikan bahwa transaksi tersebut dilakukan secara wajar dengan mempertimbangkan kepentingan Perseroan
- mengadakan rapat terpisah sekurangnya satu kali selama setahun, tanpa kehadiran pejabat eksekutif

Kriteria Umum Pengangkatan Komisaris Independen

Perseroan menetapkan kriteria umum Komisaris Independen sebagai berikut:

- bukan merupakan orang yang bekerja atau mempunyai wewenang dan tanggung jawab merencanakan, memimpin, mengendalikan, atau mengawasi kegiatan Perseroan dalam waktu 6 (enam) bulan terakhir, kecuali untuk pengangkatan kembali sebagai Komisaris Independen Perseroan pada periode berikutnya
- tidak mempunyai saham, baik langsung maupun tidak langsung pada Perseroan
- mampu melakukan perbuatan hukum
- tidak pernah dinyatakan pailit atau menjadi anggota pengurus yang menyebabkan perusahaan dinyatakan pailit
- tidak mempunyai hubungan afiliasi dengan Perseroan, anggota Dewan Komisaris lainnya, anggota Direksi, ataupun Pemegang Saham Utama Perseroan
- tidak mempunyai hubungan usaha baik langsung maupun tidak langsung dengan Perseroan
- memahami ketentuan perundang-undangan yang relevan
- memiliki integritas
- mampu berkomunikasi dan bekerja sama dengan orang lain
- memiliki wawasan, pengetahuan, dan pengalaman yang relevan dengan bisnis Perseroan

Pengangkatan, Pemberhentian, dan Masa Jabatan Komisaris Independen

Usulan dan pemilihan Komisaris Independen dilakukan oleh Dewan Komisaris dengan memperhatikan rekomendasi Komite Nominasi, untuk kemudian diusulkan persetujuan pengangkatannya kepada pemegang saham Perseroan dalam RUPS.

Komisaris Independen diperkenankan untuk menjabat selama 2 (dua) periode masa jabatan dan dapat diangkat kembali untuk periode selanjutnya sepanjang Komisaris Independen yang bersangkutan menyatakan independensinya kepada RUPS. [GRI 2-10-b]

Adapun ketentuan sehubungan dengan pemberhentian atau berakhirnya jabatan Komisaris Independen, tata cara pengangkatan, penggantian, pemberhentian, atau pengunduran diri Komisaris Independen Perseroan dilakukan sesuai dengan tata cara pengangkatan, penggantian, pemberhentian, atau pengunduran diri Dewan Komisaris Perseroan.

Untuk menjaga independensi pengawasan atas pengelolaan perusahaan dan hak pemegang saham, sejak tahun 2009 Perseroan telah memiliki Komisaris Independen. Pada akhir tahun 2022, jumlah Komisaris Independen mewakili 80% dari total anggota Dewan Komisaris dimana hal ini telah memenuhi ketentuan OJK. Komisaris Independen Perseroan telah memberikan pernyataan

- oversee the compliance with prevailing laws and regulations
- increase the accountability of the organs within the Company
- review material transactions with related parties to ensure that such transactions are carried out on an arm's length basis in the best interest of the Company
- hold a separate meeting at least once a year without the presence of executive officers

General Appointment Criterias for the Independent Commissioners

The Company established general requirements for an Independent Commissioner as follows:

- has not worked or has the authority and responsibility to plan, lead, control, or supervise the activities of the Company in the last 6 (six) months, except for reappointment as an Independent Commissioner of the Company in the following period
- does not own shares, either directly or indirectly in the Company
- has the ability to perform legal acts
- has never been declared bankrupt or been a board member responsible for a company's bankruptcy
- has no affiliation with the Company, other members of the Board of Commissioners, members of the Board of Directors, or the Main Shareholders of the Company
- has no business relationship, either directly or indirectly, with the Company
- has a good understanding of relevant laws and regulations
- has integrity
- has the ability to communicate and cooperate with others
- has insight, knowledge, and experience relevant to the Company's business

Appointment, Dismissal, and Term of Office of the Independent Commissioners

Recommendations and elections of Independent Commissioners are carried out by the Board of Commissioners by taking into account the recommendations from the Nomination Committee. Approval of such recommendations should then be proposed to the Company's shareholders at the GMS.

Each Independent Commissioner is allowed to serve for 2 (two) periods and may be re-appointed for another period as long as he/she declares his/her independency to the GMS. [GRI 2-10-b]

As for the provisions in connection with the dismissal or expiration of the position of the Independent Commissioner, the procedures for the appointment, replacement, dismissal, or resignation of the Company's Independent Commissioner are carried out in accordance with the procedures for the appointment, replacement, dismissal, or resignation of the Company's Board of Commissioners.

To maintain the independence of supervision over the management of the company and shareholder rights, the Company has appointed Independent Commissioners since 2009. As of the year end of 2022, the number of Independent Commissioners represents 80% of the total members of the Board of Commissioners, which has complied with OJK's provisions. Independent Commissioner of the Company

independensi kembali pada tanggal 27 Januari 2022 dan untuk Komisaris Independen baru Perseroan pada tanggal 28 September 2022 dan 6 Oktober 2022. [GRI-2-9-c]

Seluruh Komisaris Independen Perseroan telah memenuhi ketentuan rangkap jabatan sebagaimana dipersyaratkan dalam Peraturan OJK No. 33/POJK.04/2014 tentang Direksi dan Dewan Komisaris Emiten atau Perusahaan Publik.

has redeclared their independency on January 27, 2022, and for new Independent Commissioners of the Company on September 28, 2022 and October 6, 2022. [GRI-2-9-c]

All Independent Commissioners of the Company have fulfilled the concurrent positions requirements as stipulated in OJK's Regulation No. 33/POJK.04/2014 on the Board of Directors and the Board of Commissioners of Issuers or Public Companies.

Direksi
Board of Directors

Direksi adalah organ Perseroan yang berwenang untuk melakukan segala tindakan kepengurusan Perseroan, mewakili Perseroan di dalam dan di luar pengadilan, dan bertanggung jawab atas kelangsungan jangka panjang perusahaan. Direksi bertanggung jawab atas pelaksanaan tugas dan tanggung jawabnya kepada pemegang saham dalam RUPS.

The Board of Directors is the organ of the Company authorized to perform the management of the Company, represent the Company in and out of court, and is responsible for the long-term sustainability of the Company. The Board of Directors is accountable for the performance of its duties and responsibilities to the shareholders in the GMS.

Tugas, Wewenang, dan Tanggung Jawab Direksi

Tugas, wewenang, dan tanggung jawab Direksi diatur di dalam Anggaran Dasar dan Piagam Direksi Perseroan.

Tugas

Direksi memiliki tugas sebagai berikut:

- merumuskan rencana jangka panjang Perseroan dan mengkaji serta menyetujui visi dan misi Perseroan minimal 1 (satu) kali dalam 5 (lima) tahun
- memimpin dan mengurus Perseroan sesuai dengan maksud dan tujuan Perseroan, dengan itikad baik dan kehati-hatian, untuk kepentingan Perseroan, tanpa adanya benturan kepentingan
- menjalankan GCG, menciptakan struktur pengendalian internal, menjamin terselenggaranya fungsi audit internal Perseroan dalam setiap kegiatan usaha Perseroan sesuai dengan kebijakan atau arahan yang diberikan oleh Dewan Komisaris
- menyiapkan rencana pengembangan, rencana kerja, dan anggaran tahunan Perseroan, termasuk rencana lainnya yang berhubungan dengan pelaksanaan usaha dari Perseroan dan menyampaikannya kepada Dewan Komisaris untuk dimintakan persetujuan, sebelum dimulainya tahun buku yang akan datang, dengan memperhatikan peraturan perundang-undangan yang berlaku di pasar modal
- merancang dan menelaah struktur organisasi Perseroan secara berkala
- memelihara dan mengurus kekayaan Perseroan untuk kepentingan Perseroan
- mengadakan dan memelihara pembukuan dan administrasi Perseroan sesuai dengan kelaziman yang berlaku bagi suatu perusahaan
- menyusun sistem akuntansi berdasarkan prinsip pengendalian internal, terutama pemisahan fungsi pengurusan, pencatatan, penyimpanan, dan pengawasan
- memberikan pertanggungjawaban dan segala keterangan tentang keadaan dan jalannya Perseroan, berupa laporan

Duties, Authorities, and Responsibilities of the Board of Directors

Duties, authorities, and responsibilities of the Board of Directors are stipulated in the Company's Articles of Association and Charter of the Board of Directors.

Duties

The Board of Directors has the following duties:

- formulate the Company's long-term plan and review and approve the Company's vision and mission, for at least once every 5 (five) years
- lead and manage the Company in accordance with the Company's purpose and objective, in good faith and prudence, for the Company's interests, without any conflict of interest
- implement GCG, create an internal control structure, ensure the implementation of the Company's internal audit function in every business activity of the Company in accordance with the policies or guidance from the Board of Commissioners
- prepare development plans, business plans, and annual budget of the Company, including any other plans related to the Company's business and convey them to the Board of Commissioners to obtain its approval, before the beginning of the next financial year, by taking into account the prevailing laws and regulations in the capital market
- design and review the organizational structure of the Company periodically
- maintain and manage the Company's assets for the Company's interest
- administer and maintain the Company's accounts and administration in accordance with the ordinary course of business
- develop an accounting system based on the principles of internal control, particularly on the separation of the management, recording, filing, and supervision functions
- deliver accountability and all information on the condition and the course of the Company, in the form of Company's activity

kegiatan Perseroan, termasuk Laporan Keuangan, baik dalam bentuk Laporan Tahunan maupun dalam bentuk laporan berkala lainnya, menurut cara dan waktu yang ditentukan dalam Anggaran Dasar Perseroan dan/atau setiap kali diminta oleh Dewan Komisaris
- menyusun dan menyerahkan Laporan Keuangan Perseroan kepada AP untuk diperiksa
- menyediakan data dan informasi yang akurat, relevan, dan tepat waktu kepada Dewan Komisaris
- membentuk Unit Audit Internal yang dipimpin oleh Kepala Unit Audit Internal dan dapat membentuk komite atau unit lainnya (jika diperlukan)
- menindaklanjuti temuan audit dan rekomendasi dari Komite Audit, Unit Audit Internal, auditor eksternal, dan/atau hasil pengawasan otoritas yang berwenang
- menyampaikan laporan pertanggungjawaban atas pengurusan Perseroan selama 1 (satu) tahun kepada RUPS selambat-lambatnya 6 (enam) bulan setelah tahun buku Perseroan ditutup
- menyampaikan laporan dan keterbukaan informasi kepada OJK, BEI, dan instansi berwenang lainnya sesuai peraturan perundang-undangan yang berlaku
- melakukan Paparan Publik minimal 1 (satu) kali dalam satu tahun, sesuai prosedur dan persyaratan yang ditetapkan oleh peraturan perundang-undangan pasar modal yang berlaku
- membina hubungan kerja yang baik, terbuka, konstruktif, dan profesional dengan anggota Direksi lainnya, Dewan Komisaris, komite, dan karyawan untuk kepentingan terbaik Perseroan

- melakukan evaluasi atas kinerja unit yang membantu pelaksanaan tugas dan tanggung jawab Direksi
- menjalankan tugas-tugas lainnya sesuai dengan Anggaran Dasar Perseroan, keputusan RUPS, dan peraturan perundang-undangan yang berlaku

Wewenang

Kewenangan 2 (dua) orang Direktur secara bersama-sama sebagaimana diatur dalam Anggaran Dasar Perseroan, antara lain sebagai berikut:
- mewakili Perseroan, baik di dalam maupun di luar pengadilan tentang segala hal dan dalam segala kejadian
- mengikat Perseroan dengan pihak lain dan pihak lain dengan Perseroan
- dengan persetujuan Dewan Komisaris:
  - meminjam atau meminjamkan uang atas nama Perseroan
  - mendirikan suatu usaha atau turut serta pada perusahaan lain baik di dalam maupun di luar negeri
  - membeli barang yang tidak bergerak di luar kegiatan usaha sehari-hari dengan nilai lebih dari Rp5 miliar
  - menyewa atau menyewakan harta Perseroan di luar kegiatan usaha sehari-hari dengan nilai lebih dari Rp5 miliar
  - menjual atau melepaskan hak-hak atas harta tetap dan perusahaan-perusahaan atau memberati harta kekayaan Perseroan yang nilainya kurang dari atau sampai dengan 50% dari jumlah kekayaan bersih Perseroan
  - mengikat Perseroan sebagai penjamin yang nilainya kurang dari atau sampai dengan 50% dari jumlah kekayaan bersih Perseroan
  - membeli perusahaan
- dengan persetujuan RUPS:
  - menjalankan perbuatan hukum sehubungan dengan transaksi benturan kepentingan

reports, including Financial Statements, either in the form of Annual Reports or any other forms of periodic reports, in accordance with the procedure and schedule stipulated in the Articles of Association of the Company and/or anytime requested by the Board of Commissioners
- prepare and deliver the Company's Financial Statement to AP to be audited
- provide accurate, relevant, and timely data and information to the Board of Commissioners
- establish an Internal Audit Unit chaired by a Head of Internal Audit Unit and may form other committees or units (if necessary)
- follow up audit findings and recommendations from the Audit Committee, Internal Audit Unit, external auditor, and/or supervisory notice from competent authorities
- file accountability reports on the management of the Company for 1 (one) year to the GMS at the latest 6 (six) months after the closing of the financial year of the Company

- submit reports and information disclosures to OJK, IDX, and any other authorities in accordance with the prevailing laws and regulations
- hold a Public Expose at least once a year, in accordance with the procedure and requirements stipulated in the prevailing capital market laws and regulations
- foster good, open, constructive, and professional working relationships with other members of the Board of Directors, Board of Commissioners, committees, and employees in the best interests of the Company
- evaluate the performance of units that assist in the implementation of the duties and responsibilities of the Board of Directors
- carry out other duties in accordance with the Company's Articles of Association, GMS' resolutions, and applicable laws and regulations

Authorities

The collective authority of 2 (two) Directors according to the Company's Articles of Association, include the followings:

- represent the Company, either inside or outside the court regarding all matters and in all events
- bind the Company with other parties and to bind other parties with the Company
- with approval of the Board of Commissioners:
  - borrow or lend money on behalf of the Company
  - establish businesses or participate in other domestic or foreign companies
  - purchase fixed assets other than that of daily business activities with a value of more than Rp5 billion
  - rent or lease out the Company's assets other than that of daily business activities with a value of more than Rp5 billion
  - sell or release the rights of fixed assets and companies or encumber fixed assets of the Company with value of up to 50% of the Company's net worth

  - bind the Company as a guarantor with value of up to 50% of the Company's net worth

  - acquire a company
- with the approval of the GMS:
  - carry out legal actions related to conflict-of-interest transactions

- mengalihkan kekayaan Perseroan atau menjadikan jaminan utang kekayaan Perseroan, yang merupakan lebih dari 50% jumlah kekayaan bersih Perseroan dalam 1 (satu) tahun buku, baik dalam 1 (satu) transaksi atau lebih, baik yang berkaitan satu sama lain maupun tidak, sesuai dengan ketentuan Pasal 102 UUPT
- mengajukan kepailitan Perseroan

Perseroan melarang anggota Direksi untuk mewakili Perseroan dalam hal terjadi perkara di pengadilan antara Perseroan dengan anggota Direksi yang bersangkutan, atau anggota Direksi yang bersangkutan mempunyai benturan kepentingan dengan Perseroan, atau anggota Direksi yang bersangkutan sedang diberhentikan untuk sementara waktu. [GRI 2-15-a]

Tanggung Jawab
Berdasarkan Anggaran Dasar Perseroan, setiap anggota Direksi bertanggung jawab secara tanggung renteng atas kerugian Perseroan yang disebabkan oleh kesalahan atau kelalaian anggota Direksi dalam menjalankan tugasnya.

Anggota Direksi tidak dapat dimintakan pertanggungjawaban atas kerugian Perseroan apabila dapat membuktikan bahwa:
- kerugian tersebut bukan karena kesalahan atau kelalaiannya
- anggota Direksi telah melakukan pengurusan dengan itikad baik, tanggung jawab, dan kehati-hatian, untuk kepentingan Perseroan, dan sesuai dengan maksud dan tujuan Perseroan
- anggota Direksi tidak mempunyai kepentingan pribadi, baik langsung maupun tidak langsung, atas tindakan pengurusan yang mengakibatkan kerugian
- anggota Direksi telah mengambil tindakan untuk mencegah timbulnya atau berlanjutnya kerugian tersebut

Piagam Direksi

Dalam melaksanakan tugas dan tanggung jawabnya, Direksi berpedoman kepada Piagam Direksi. Penerbitan piagam ini diharapkan dapat meningkatkan kepercayaan publik serta memberikan nilai tambah yang berkelanjutan bagi para pemangku kepentingan Perseroan.

Piagam Direksi Perseroan diterbitkan pada tanggal 4 Desember 2015. Piagam yang disusun sesuai dengan prinsip-prinsip GCG tersebut memuat hal-hal sehubungan dengan Direksi Perseroan, sebagai berikut:
- Landasan Hukum
- Nilai dan Etika
- Komposisi dan Kriteria
- Pengangkatan, Pemberhentian, dan Masa Jabatan
- Program Orientasi dan Pelatihan
- Waktu Kerja
- Rangkap Jabatan
- Tanggung Jawab dan Wewenang
- Rapat
- Pelaporan
- Transparansi
- Larangan

Piagam Direksi telah dipublikasikan di situs web Perseroan. Perseroan melakukan peninjauan atas Piagam Direksi secara berkala.

- transfer or collateralize the assets of the Company, which is more than 50% of the total net worth of the Company in 1 (one) financial year, in 1 (one) transaction or more, related to one another or not, in accordance with the provisions of Article 102 of UUPT
- file for bankruptcy of the Company

The Company prohibits members of the Board of Directors from representing the Company in the event that a particular member of the Board of Directors has an ongoing case in court against the Company, or he/she has conflicts of interest with the Company, or he/she is being temporarily dismissed. [GRI 2-15-a]

Responsibilities
In accordance with the Company's Articles of Association, each member of the Board of Directors is jointly and severally liable for the losses sustained by the Company caused by fault or negligence of the members of the Board of Directors in carrying out their duties.

The member of the Board of Directors shall not be held liable for any loss sustained by the Company if he/she can prove that:
- the loss is not due to his/her fault or negligence
- he/she has conducted management in good faith, responsibility, and prudence, for the interest of the Company and in accordance with the objectives of the Company
- he/she has no personal interest, either directly or indirectly, for the management actions which result in losses
- he/she has taken the necessary measures to prevent the occurrence or continuation of such losses

Charter of the Board of Directors

In performing its duties and responsibilities, the Board of Directors is guided by the Charter of the Board of Directors. With the issuance of this charter, the Company expects to increase public confidence as well as to provide sustainable added value to its stakeholders.

The Company's Charter of the Board of Directors was issued on December 4, 2015. The charter, which has been prepared in accordance with the GCG principles, covers the following items related to the Company's Board of Directors:
- Legal Basis
- Values and Ethics
- Composition and Criteria
- Appointment, Dismissal, and Term of Office
- Orientation and Training Programs
- Working Hours
- Concurrent Positions
- Responsibilities and Authorities
- Meetings
- Reporting
- Transparency
- Prohibitions

The Charter of the Board of Directors is available on the Company's website. It is regularly reviewed by the Company.

Komposisi dan Keberagaman Direksi [GRI 2-10-b]

Berdasarkan Anggaran Dasar dan Piagam Direksi Perseroan, Direksi terdiri dari sekurang-kurangnya 3 (tiga) orang anggota yang dipimpin oleh seorang Presiden Direktur dimana salah satu Direktur lainnya dapat diangkat sebagai Wakil Presiden Direktur.

Per 31 Desember 2022, Direksi Perseroan terdiri dari 6 (enam) orang anggota, termasuk di antaranya 1 (satu) orang Presiden Direktur dan 1 (satu) orang Wakil Presiden Direktur.

Komposisi Direksi Perseroan disusun dengan mempertimbangkan keberagaman latar belakang, kompetensi, usia, dan pengalaman kerja anggotanya tanpa membedakan suku, agama, gender, dan ras. Masing-masing anggota Direksi memiliki komitmen, pengetahuan, kemampuan, pengalaman, dan keahlian di bidang yang dibutuhkan Perseroan untuk melakukan pengelolaan perusahaan – dimana setidaknya satu Direktur memiliki pengalaman di sektor kegiatan usaha utama yang dijalankan Perseroan.

Jumlah, komposisi, dan keberagaman anggota Direksi ditentukan dengan mempertimbangkan kondisi Perseroan dan efektivitas pengamblian keputusan dan pengelolaan perusahaan serta ditinjau secara berkala oleh Komite Nominasi dan Remunerasi.

Composition and Diversity of the Board of Director [GRI 2-10-b]

In accordance with the Articles of Association and the Charter of the Board of Directors of the Company, the Board of Directors shall consist of at least 3 (three) members led by a President Director of which one of the other Directors can be appointed as Vice President Director.

As of December 31, 2022, the Company's Board of Directors consisted of 6 (six) members, including 1 (one) President Director and 1 (one) Vice President Director.

The composition of the Company's Board of Directors is determined by considering the diversity of background, competency, age, and work experience of each member, regardless of ethnicity, religion, gender, and race. Each member of the Board of Directors has the knowledge and/or expertise in the field needed by the Company to manage the company – of which at least one of the members of the Board of Directors has experience in the main business activity sector run by the Company.

The number, composition, and diversity of members of the Board of Directors are determined by considering the condition of the Company and the effectiveness of decision-making and company management and reviewed regularly by the Nomination and Remuneration Committee.

Komposisi dan keberagaman Direksi Perseroan dilihat pada tabel sebagai berikut: [GRI-2-9-a] [GRI-2-9-b] [GRI-2-9-c]

The composition and diversity of the Company's Board of Directors can be seen in the table below: [GRI-2-9-a] [GRI-2-9-b] [GRI-2-9-c]

Nama Name	**Jabatan** Position	**Jenis Kelamin** Gender	**Usia** Age	**Pendidikan** Education	**Kompetensi** Competency	**Dasar Hukum Pengangkatan** Legal Basis of Appointment	**Akhir Masa Jabatan** End of Term
L. Krisnan Cahya[1)]	Presiden Direktur President Director	Pria Male	62	• Sarjana Akuntansi • Bachelor of Accounting	Manajemen Umum General Management	Keputusan RUPST tanggal 18 Juni 2019 (periode-3) AGM resolution dated June 18, 2019 (3rd tenure)	RUPST 2024 AGM 2024
Lokita Prasetya	Wakil Presiden Direktur Vice President Director	Pria Male	57	• Sarjana Teknik Mesin • Magister Manajemen • Bachelor of Mechanical Engineering • Master of Management	Ketenagalistrikan & Pertambangan Batu Bara Power Generation & Coal Mining	Keputusan RUPST tanggal 28 Mei 2021 (periode-1) AGM resolution dated May 28, 2021 (1st tenure)	RUPST 2024 AGM 2024
Hermawan Tarjono	Direktur Director	Pria Male	56	• Sarjana Teknik Elektro • Magister Manajemen • Doktor Ilmu Ekonomi • Bachelor of Electrical Engineering • Master of Business Administration • Doctor of Economics	Sumber Daya Manusia Human Resources	Keputusan RUPST tanggal 18 Juni 2019 (periode-3) AGM resolution dated June 18, 2019 (3rd tenure)	RUPST 2024 AGM 2024
Handhianto Suryo Kentjono	Direktur Director	Pria Male	60	• Sarjana Ekonomi dan Matematika Terapan • MA/MSc Ekonomi dan Matematika Terapan • MBA Bisnis Internasional • Ph.D. Matematika Terapan • Bachelor of Economics and Applied Mathematics • MA/MSC in Economics and Applied Mathematics • MBA International Business • Ph.D. in Applied Mathematics	Teknologi Technology	Keputusan RUPST tanggal 28 Mei 2021 (periode-1) AGM resolution dated May 28, 2021 (1st tenure)	RUPST 2024 AGM 2024

Nama Name	Jabatan Position	Jenis Kelamin Gender	Usia Age	Pendidikan Education	Kompetensi Competency	Dasar Hukum Pengangkatan Legal Basis of Appointment	Akhir Masa Jabatan End of Term
Daniel Cahya	Direktur Director	Pria Male	34	• Sarjana Keuangan • Magister Bisnis • Bachelor of Finance • Master of Commerce	Keuangan Finance	Keputusan RUPST tanggal 28 Mei 2021 (periode-1) AGM resolution dated May 28, 2021 (1st tenure)	RUPST 2024 AGM 2024
Alex Sutanto	Direktur Director	Pria Male	37	• Sarjana Akuntansi • Bachelor of Accounting	Keuangan Finance	Keputusan RUPST tanggal 28 Mei 2021 (periode-1) AGM resolution dated May 28, 2021 (1st tenure)	RUPST 2024 AGM 2024

Keterangan / Notes:
1) Ketua badan tata kelola tertinggi dan pejabat eksekutif tertinggi dalam Perseroan dijabat oleh 2 (dua) orang yang berbeda. Ketua badan tata kelola tertinggi Perseroan dijabat oleh Bapak Franky Oesman Widjaja, sementara itu pejabat eksekutif tertinggi Perseroan dijabat oleh Bapak Lay Krisnan Cahya. [GRI 2-11-a]
1) The chairman of the highest governance body and the highest executive officer in the Company are held by 2 (two) different persons. The chairman of the Company's highest governance body is held by Mr. Franky Oesman Widjaja, while the highest executive officer of the Company is held by Mr. Lay Krisnan Cahya. [GRI 2-11-a]

Kriteria Pengangkatan Direksi [GRI 2-10-b]

Perseroan menetapkan persyaratan umum bagi orang perorangan untuk dapat diangkat sebagai anggota Direksi Perseroan, sebagai berikut:
- mempunyai akhlak, moral, dan integritas yang baik
- cakap melakukan perbuatan hukum
- dalam 5 (lima) tahun sebelum pengangkatan dan selama menjabat:
  - tidak pernah dinyatakan pailit
  - tidak pernah menjadi anggota Direksi dan/atau anggota Dewan Komisaris yang dinyatakan bersalah menyebabkan suatu perusahaan dinyatakan pailit
  - tidak pernah dihukum karena melakukan tindak pidana yang merugikan keuangan negara dan/atau yang berkaitan dengan sektor keuangan
  - tidak pernah menjadi anggota Direksi dan/atau anggota Dewan Komisaris yang selama menjabat:
  - pernah tidak menyelenggarakan RUPST
  - pertanggungjawabannya sebagai anggota Direksi dan/atau anggota Dewan Komisaris pernah tidak diterima oleh RUPS atau pernah tidak memberikan pertanggungjawaban sebagai anggota Direksi dan/atau anggota Dewan Komisaris kepada RUPS
  - pernah menyebabkan perusahaan yang memperoleh izin, persetujuan, atau pendaftaran dari OJK tidak memenuhi kewajiban menyampaikan laporan tahunan dan/atau laporan keuangan kepada OJK
- memiliki komitmen untuk mematuhi peraturan perundang-undangan
- memiliki pengetahuan dan/atau keahlian di bidang yang dibutuhkan

Persyaratan umum ini tercantum dalam Anggaran Dasar Perseroan.

Pengangkatan, Pemberhentian, dan Masa Jabatan Direksi [GRI-2-9-c]

Usulan terkait pengangkatan, pemberhentian, dan/atau penggantian anggota Direksi diajukan oleh Dewan Komisaris dengan memperhatikan rekomendasi Komite Nominasi.

Appointment Criteria for the Board of Directors [GRI 2-10-b]

The Company has established general requirements for individuals to be appointed as members of the Company's Board of Directors, as follows:
- having good character, morals, and integrity
- being capable of conducting any legal act
- within 5 (five) years prior to his/her appointment and during his/her term of office:
  - having never been declared bankrupt
  - having never been a member of a Board of Directors and/or Board of Commissioners who was found guilty of causing a company to go bankrupt
  - having never been sentenced for a criminal action that was detrimental to the state finances and/or related to the financial sector
  - having never been a member of a Board of Directors and/or Board of Commissioners of which during his/her term of office:
  - he/she did not hold the required AGM
  - his/her accountability as member of the Board of Directors and/or member of the Board of Commissioners was rejected by the GMS, or he/she failed to provide his/her accountability as a member of the Board of Directors and/or member of the Board of Commissioners to the GMS
  - he/she had caused a company that had obtained licenses, approvals, or registration statement from OJK to fail to comply with its obligation to submit its annual report and/or financial statements to OJK
- being committed to complying with laws and regulations
- having the knowledge and/or expertise in the required field

These general requirements are stated in the Articles of Association of the Company.

Appointment, Dismissal, and Term of Office of the Board of Directors [GRI-2-9-c]

Proposals related to the appointment, dismissal, and/or replacement of member(s) of the Board of Directors are made by the Board of Commissioners by considering the recommendations of the Nomination Committee.

Keputusan pengangkatan, pemberhentian, dan/atau penggantian anggota Direksi diperoleh melalui persetujuan pemegang saham Perseroan dalam RUPS. Pengangkatan anggota Direksi berlaku efektif sejak tanggal ditetapkan oleh RUPS.

Anggota Direksi diangkat dan diberhentikan oleh RUPS untuk jangka waktu 5 (lima) tahun. RUPS berhak memberhentikan anggota Direksi setiap waktu sebelum masa jabatannya berakhir.

Jabatan anggota Direksi dengan sendirinya berakhir, dalam hal:

- masa jabatan anggota Direksi berakhir
- anggota Direksi mengajukan pengunduran diri sesuai dengan ketentuan yang tercantum dalam Anggaran Dasar Perseroan
- anggota Direksi meninggal dunia
- anggota Direksi diberhentikan berdasarkan keputusan RUPS
- anggota Direksi dinyatakan pailit atau asetnya ditaruh di bawah pengampuan berdasarkan suatu keputusan pengadilan
- anggota Direksi tidak lagi memenuhi persyaratan perundang-undangan yang berlaku, termasuk apabila anggota Direksi yang bersangkutan terlibat dalam kejahatan keuangan dan terbukti melakukan kesalahan

Tata cara pengangkatan, penggantian, pemberhentian, atau pengunduran diri anggota Direksi Perseroan dilakukan sesuai dengan Anggaran Dasar dan Piagam Direksi Perseroan.

Decisions on the appointment, dismissal, and/or replacement of member(s) of the Board of Directors are obtained through the approval of the Company's shareholders at the GMS. The appointment of members of the Board of Directors is effective as of the date determined by the GMS.

Each member of the Board of Directors is appointed and dismissed by the GMS for a term of 5 (five) years. The GMS also holds the authority to dismiss member of the Board of Directors at any time before his/her term of office expires.

The office of a member of the Board of Directors shall terminate in the event that:

- his/her term of office expires
- he/she submits his/her resignation in accordance with the provisions stated in the Articles of Association of the Company
- he/she passes away
- he/she is dismissed by the GMS
- he/she is declared bankrupt, or his/her assets are placed under custody based on a court decision
- he/she no longer qualifies to comply with the prevailing laws and regulations, including if the member of the Board of Directors concerned is involved in financial crimes and is found guilty

Procedures for the appointment, replacement, dismissal, or resignation of members of the Company's Board of Directors are performed in accordance with the Articles of Association and the Charter of the Board of Directors of the Company.

Program Pengenalan Perusahaan bagi Anggota Direksi Baru

Perseroan memiliki kebijakan untuk melaksanakan program pengenalan perusahaan bagi anggota Direksi baru. Program pengenalan ini bertujuan untuk memperdalam pengetahuan terkait Perseroan kepada anggota Direksi baru, sehingga membantu anggota Direksi baru tersebut untuk menjalankan tugas dan tanggung jawabnya.

Materi program pengenalan perusahaan yang diberikan mencakup, antara lain:

- gambaran mengenai Perseroan, khususnya mengenai visi, misi, nilai-nilai, Kode Etik, Piagam Direksi, lini usaha, strategi perusahaan, kinerja keuangan dan operasi, risiko usaha, dan masalah-masalah strategis
- tugas, wewenang, dan tanggung jawab Direksi, auditor internal dan eksternal, Komite Audit, dan Komite Nominasi dan Remunerasi
- prinsip-prinsip GCG

Pada tahun 2022, Perseroan tidak melakukan pengangkatan ataupun penggantian anggota Direksi, sehingga program pengenalan perusahaan kepada anggota Direksi baru tidak dilaksanakan.

Induction Program for New Member(s) of the Board of Directors

The Company has maintained a policy on the implementation of induction program for new member(s) of the Board of Directors. This program aims to deepen the new member(s) of the Board of Directors' knowledge regarding the Company, to facilitate the new member(s) of the Board of Directors in performing his/her/their duties and responsibilities.

The induction program covers the following materials:

- overview of the Company, particularly regarding its vision, mission, values, Code of Conduct, Charter of the Board of Directors, business lines, corporate strategy, financial and operating performance, business risks, and strategic issues
- duties, authorities, and responsibilities of the Board of Directors, internal and external auditors, the Audit Committee, and the Nomination and Remuneration Committee
- GCG principles

In 2022, the Company did not appoint any new member of the Board of Directors, therefore the Company's induction program for new member(s) of the Board of Directors was not implemented.

Pelaksanaan Tugas Direksi pada Tahun 2022

Direksi telah melaksanakan tugasnya sesuai dengan Piagam Direksi.

Implementation of Duties of the Board of Directors in 2022

The Board of Directors has carried out its duties in accordance with the Charter of the Board of Directors.

Direksi memiliki tugas dan tanggung jawab untuk memimpin dan melaksanakan kepengurusan Perseroan dengan itikad baik dan kehati-hatian, sesuai dengan Anggaran Dasar dan Piagam Direksi Perseroan. Dalam pelaksanaannya, Perseroan menerapkan pembagian tugas dan tanggung jawab yang jelas untuk setiap anggota Direksi untuk menjamin keseimbangan kekuasaan, wewenang, akuntabilitas, serta pengambilan keputusan yang tepat.

Pelaksanaan tugas dari masing-masing anggota Direksi selama tahun 2022, antara lain sebagai berikut:

The Board of Directors has the duties and responsibilities to lead and carry out the management of the Company in good faith and prudence, in accordance with the Articles of Association and the Charter of the Board of Directors of the Company. The Company implements a clear division of duties and responsibilities for each member of the Board of Directors to ensure the balance of power, authority, accountability, as well as proper decision-making.

Duties performed by each member of the Board of Directors during 2022, among others, were as follows:

Nama & Jabatan Name & Position	**Tugas** Duties	**Pelaksanaan Tugas Tahun 2022** Implementation of Duties in 2022
L. Krisnan Cahya Presiden Direktur President Director	Mengkoordinasikan penerapan GCG Coordinate the implementation of GCG	• Memimpin Perseroan dengan itikad baik dan kehati-hatian untuk kelangsungan usaha jangka panjang dan meningkatkan nilai Perseroan • Mengelola budaya, nilai, dan perilaku organisasi • Memastikan RUPS, Paparan Publik, rapat Dewan Komisaris, rapat Direksi, dan rapat Komite diselenggarakan sebagaimana mestinya • Memastikan identifikasi dan mitigasi risiko usaha yang penting • Memastikan sistem pengendalian internal berjalan dengan baik • Menelaah dan menindaklanjuti temuan audit • Mengkoordinasikan pelaksanaan program Tanggung Jawab Sosial dan Lingkungan Perusahaan • Membangun hubungan baik dengan investor dan calon investor • Memastikan kepatuhan terhadap peraturan perundang-undangan yang berlaku • Led the Company with good faith and prudence for long-term business sustainability and increased the value of the Company • Managed the culture, values, and behavior throughout the organization • Ensured that GMS, Public Expose, Board of Commissioners meetings, Board of Directors meetings, and Committee meetings were held accordingly • Ensured the identification and mitigation of important business risks • Ensured the effectiveness of the internal control system • Reviewed and followed up on audit findings • Coordinated the execution of Corporate Social and Environmental Responsibility programs • Established good relationships with current and potential investors • Ensured compliance with the prevailing laws and regulations
	Merumuskan target, strategi, dan arah bisnis Formulate business targets, strategies, and directions	• Menetapkan target pencapaian masing-masing lini usaha dan target divisi pendukung • Menelaah, merumuskan, memonitor, dan mengawasi strategi utama dan pelaksanaannya, termasuk rencana pengembangan usaha dan aksi korporasi • Mengkaji rencana kerja tahunan dari masing-masing lini usaha dan divisi pendukung • Memantau dan mengawasi kegiatan operasional entitas anak melalui rapat bulanan dan rapat khusus • Memantau kegiatan proyek dan operasi di entitas anak • Mengkaji efektivitas struktur organisasi • Memimpin tim eksekutif senior • Melakukan koordinasi dengan anggota Direksi lainnya untuk mencapai target Perseroan dan entitas anak • Mengadakan dan memimpin rapat untuk memastikan pencapaian target dari setiap lini usaha secara berkala • Set targets for each business line and its supporting division • Reviewed, formulated, monitored, and supervised key strategies and their implementation, including business development and corporate action plans • Reviewed the annual business plan of each business line and its supporting division • Monitored and controlled operational activities of subsidiaries through monthly meetings and special meetings • Monitored project and operational activities performed by subsidiaries • Reviewed the effectiveness of the organizational structure • Led the senior executive team • Coordinated with other members of the Board of Directors to achieve the targets of the Company and its subsidiaries • Held and chaired meetings to ensure the achievement of targets for each business line on a regular basis
	Melakukan penelaahan atas pengendalian material Conduct review on material control	• Melakukan penelaahan atas kegiatan operasional, pengawasan terhadap keuangan dan kepatuhan, dan sistem manajemen risiko yang terkait dengan tugas dan tanggung jawabnya • Conducted review on operations, finance and compliance control, and risk management systems related to his duties and responsibilities
Lokita Prasetya Wakil Presiden Direktur Vice President Director	Menerapkan GCG, terutama yang berkaitan dengan bisnis energi dan bahan kimia Implement GCG, especially in relation to the energy and chemical business	• Mengurus Perseroan dengan itikad baik dan kehati-hatian, terutama yang berkaitan dengan bisnis energi dan bahan kimia • Managed the Company with good faith and prudence, especially for matters related to the energy and chemical business
	Memastikan kepatuhan terhadap peraturan yang berlaku di bisnis energi dan bahan kimia Ensure compliance with prevailing regulations related to the energy and chemical business	• Mendapatkan pembaharuan peraturan di bisnis energi dan bahan kimia dan memastikan pemenuhan peraturan tersebut • Obtained update to the regulations relating to the energy and chemical business and ensured compliance with such regulations

Nama & Jabatan Name & Position	Tugas Duties	Pelaksanaan Tugas Tahun 2022 Implementation of Duties in 2022
	Merencanakan strategi pengembangan bisnis energi dan bahan kimia Plan the energy and chemicals business development strategy	• Memberikan rekomendasi pengembangan bisnis baru di bisnis energi dan bahan kimia • Merumuskan strategi pengembangan bisnis energi dan bahan kimia • Provided recommendations for the development of new business in the energy and chemicals business • Formulated energy and chemicals business development strategies
	Memastikan rencana kerja yang telah ditetapkan untuk lini bisnis energi dan bahan kimia dijalankan dengan baik Ensure that the determined business plans for energy and chemical business are carried out accordingly	• Memantau pelaksanaan rencana bisnis energi dan bahan kimia • Mengadakan dan memimpin rapat bisnis energi dan bahan kimia untuk memastikan pelaksanaan rencana kerja bisnis tersebut • Menelaah rencana aksi korporasi entitas anak di bisnis energi dan bahan kimia • Monitored the execution of plans in the energy and chemical business • Held and chaired meetings discussing matters related to the energy and chemical business to ensure the implementation of such business plans • Reviewed subsidiaries' corporate action plans under the energy and chemical business lines
Hermawan Tarjono Direktur Director	Menerapkan GCG, terutama yang berkaitan dengan aspek SDM Implement GCG, especially in relation to HR aspects	• Mengurus Perseroan dengan itikad baik dan kehati-hatian, terutama yang berkaitan dengan aspek SDM • Managed the Company with good faith and prudence, especially for matters related to HR aspects
	Merumuskan kebijakan SDM Develop HR policies	• Menyusun dan memperbaharui kebijakan SDM • Meninjau Peraturan Perusahaan secara berkala • Prepared and updated HR policies • Reviewed the Company Regulation periodically
	Mengelola SDM agar sejalan dengan strategi bisnis Align HR with business strategy	• Mengkoordinasikan pembahasan perjanjian kerja bersama • Mengkoordinasikan kegiatan rekrutmen • Mengkoordinasikan kegiatan pelatihan untuk anggota pengurus dan karyawan • Mengkoordinasikan kegiatan pengenalan perusahaan bagi anggota pengurus dan karyawan baru • Mengkoordinasi penilaian kinerja tahunan dan penyesuaian gaji tahunan • Melakukan identifikasi dan merumuskan program pengembangan untuk karyawan unggulan • Mempersiapkan suksesi karyawan kunci • Mengkoordinasikan kompensasi dan benefit karyawan • Coordinated the discussion of collective labor agreements • Coordinated recruitment activities • Coordinated education and training programs for board members and employees • Coordinated induction programs for new board members and employees • Coordinated annual performance appraisal and salary adjustment • Identified and formulated development programs for key talents • Prepared succession plan for key employees • Coordinated compensation and benefits for employees
	Merancang dan memperbaharui struktur organisasi Design and refine the organizational structure	• Merancang dan memperbaharui struktur organisasi agar sejalan dengan perkembangan bisnis • Designed and updated organizational structure in line with business development
	Mengkoordinasikan kegiatan divisi hukum dan kepatuhan Coordinate the activities of legal and compliance divisions	• Mengkoordinasikan kegiatan divisi hukum dan kepatuhan • Coordinated the activities of legal and compliance divisions
	Melakukan penelaahan atas pengendalian material Conduct review on material control	• Melakukan kontrol SDM dan kebijakan yang terkait dengan tugas dan tanggung jawabnya • Conducted control on HR and policies related to his duties and responsibilities
Handhianto Suryo Kentjono Direktur Director	Menerapkan GCG, terutama yang berkaitan dengan bisnis teknologi Implement GCG, especially in relation to the technology business	• Mengurus Perseroan dengan itikad baik dan kehati-hatian, terutama yang berkaitan dengan bisnis teknologi • Managed the Company with good faith and prudence, especially for matters related to the technology business
	Memastikan kepatuhan terhadap peraturan yang berlaku di bisnis teknologi Ensure compliance with prevailing regulations related to the technology business	• Mendapatkan pembaharuan peraturan di bisnis teknologi dan memastikan pemenuhan peraturan tersebut • Obtained update to the regulations relating to the technology business and ensured compliance with such regulations
	Merencanakan strategi pengembangan bisnis teknologi Plan technology business development strategy	• Memberikan rekomendasi pengembangan bisnis baru di bisnis teknologi • Merumuskan strategi pengembangan bisnis teknologi • Provided recommendations for the development of new business in the technology business • Formulated technology business development strategies
	Memastikan rencana kerja yang telah ditetapkan untuk lini bisnis teknologi dijalankan dengan baik Ensure that the determined business plans for technology business are carried out accordingly	• Memantau pelaksanaan rencana bisnis teknologi • Mengadakan dan memimpin rapat bisnis teknologi untuk memastikan pelaksanaan rencana kerja bisnis tersebut • Monitored the execution of plans in the technology business • Held and chaired meetings discussing matters related to the technology business to ensure the implementation of such business plans
	Melakukan penelaahan atas pengendalian material Conduct review on material control	• Melakukan penelaahan terkait kegiatan operasional yang sesuai dengan tugas dan tanggung jawabnya • Conducted review on operational activities in accordance with his duties and responsibilities

Nama & Jabatan Name & Position	Tugas Duties	Pelaksanaan Tugas Tahun 2022 Implementation of Duties in 2022
Daniel Cahya Direktur Director	Menerapkan GCG, terutama yang berkaitan dengan pengembangan bisnis Implement GCG, especially in relation to business development	• Mengurus Perseroan dengan itikad baik dan kehati-hatian, terutama yang berkaitan dengan pengembangan bisnis • Managed the Company with good faith and prudence, especially for matters related to business development
	Memastikan kepatuhan terhadap peraturan yang berlaku terkait dengan pengembangan bisnis Ensure compliance with prevailing regulations related to business development	• Mendapatkan pembaharuan peraturan dan memastikan pemenuhan peraturan tersebut • Obtained update to the regulations and ensured compliance with such regulations
	Menelaah rencana strategi pengembangan bisnis Review the business development strategy plan	• Menganalisis peluang bisnis baru • Menganalisis kelayakan usaha, peluang kerja sama, dan investasi • Analyzed new business opportunities • Analyzed business feasibility, cooperation, and investment opportunities
	Merencanakan dan memantau aksi korporasi Plan and monitor corporate actions	• Merencanakan aksi korporasi • Memantau pelaksanaan aksi korporasi • Planned corporate actions • Monitored the implementation of corporate actions
Alex Sutanto Direktur Director	Menerapkan GCG, terutama yang berkaitan dengan aspek keuangan, akuntansi, dan perpajakan Implement GCG, especially in relation to financial, accounting, and taxation aspects	• Mengurus Perseroan dengan itikad baik dan kehati-hatian, terutama yang berkaitan dengan aspek keuangan, akuntansi, dan perpajakan • Managed the Company in good faith and prudence, especially for matters related to financial, accounting, and taxation aspects
	Memastikan kepatuhan terhadap peraturan yang berlaku, terutama terkait dengan aspek keuangan dan akuntansi Ensure compliance to prevailing regulations related to financial and accounting aspects	• Mendapatkan pembaharuan peraturan terkait aspek keuangan dan akuntansi dan memastikan pemenuhan peraturan tersebut • Obtained updated regulations relating to financial and accounting aspects and ensured compliance with such regulations
	Mengelola keuangan Perseroan Manage the Company's finances	• Mengelola arus kas, belanja modal, dan aset Perseroan • Managed the Company's cash flow, capital expenditures, and assets
	Mengkoordinasikan penyusunan dan pengawasan anggaran perusahaan Coordinate the preparation and spending of budget	• Mengkoordinasikan penyusunan anggaran Perseroan dan entitas anak dan mengawasi penggunaan anggaran tersebut • Coordinated the preparation of budgets for the Company and its subsidiaries and monitored the spending of such budgets
	Mencari pembiayaan yang diperlukan Explore financing opportunities	• Mencari dan mendapatkan pinjaman dari berbagai lembaga keuangan untuk mendukung pengembangan bisnis • Explored and obtained loan facilities from various financial institutions to support business development
	Mengkoordinasikan penyusunan laporan keuangan konsolidasian dan laporan perpajakan secara akurat dan tepat waktu Coordinate the preparation of timely and accurate consolidated financial statements and tax filing	• Mengkoordinasikan penyusunan laporan keuangan konsolidasian dan laporan perpajakan secara akurat dan tepat waktu • Coordinated the preparation of timely and accurate consolidated financial statements and tax filing
	Melakukan penelaahan atas pengendalian material Conduct review on material control	• Melakukan kontrol keuangan yang terkait dengan tugas dan tanggung jawabnya • Conducted financial control related to his duties and responsibilities

Rapat Direksi

Rapat Direksi diselenggarakan secara berkala sekurang-kurangnya 1 (satu) kali setiap bulannya, dengan tingkat kehadiran setiap anggota Direksi dalam rapat minimal 75% dari jumlah rapat yang dilaksanakan dalam 1 (satu) tahun buku. Pemanggilan rapat dilakukan oleh Presiden Direktur atau anggota Direksi lainnya.

Setiap anggota Direksi memiliki kesempatan dan hak suara yang sama dalam mengemukakan pendapat. Keputusan Rapat Direksi diambil atas dasar musyawarah untuk mencapai mufakat. Dalam hal musyawarah untuk mufakat tidak tercapai, maka pengambilan keputusan dilakukan berdasarkan pemungutan dengan suara sah disetujui oleh minimal 2/3 anggota Direksi yang hadir dalam rapat.

Perseroan menetapkan rencana penyelenggaraan RUPST, rapat Dewan Komisaris, rapat Direksi, rapat gabungan Dewan Komisaris dan Direksi, rapat Komite Audit, dan rapat pembahasan pelaksanaan

Meetings of the Board of Directors

The Board of Directors shall convene a meeting on a periodical basis at least once a month, with attendance rate for each member of the Board of Directors at least 75% of the number of meetings held in 1 (one) financial year. Notice of the meeting shall be made by the President Director or other member of the Board of Directors.

Each member of the Board of Directors has equal opportunity and voting right in expressing his/her opinions. The resolution of the Board of Directors meeting shall be taken based on deliberation to reach consensus. In the event deliberation for consensus is not achieved, voting will be held and must be approved by at least 2/3 of the members of the Board of Directors present at the meeting.

The Company scheduled the AGM, meetings of the Board of Commissioners, meetings of the Board of Directors, joint meetings of the Board of Commissioners and the Board of Directors, meetings

tugas dan tanggung jawab Sekretaris Perusahaan pada awal tahun buku atau pada akhir tahun buku sebelumnya. Untuk tahun 2022, rencana penyelenggaraan rapat ditetapkan pada Rapat Dewan Komisaris tanggal 27 Januari 2022.

Selama tahun 2022, Direksi telah melaksanakan 23 (dua puluh tiga) kali rapat Direksi, termasuk 4 (empat) kali rapat gabungan dengan Dewan Komisaris. Tingkat kehadiran rapat Direksi pada tahun 2022 secara rata-rata adalah 96%. [GRI 2-12-c] [GRI 2-13-b]

Ringkasan rapat Direksi dan rapat gabungan Direksi dengan Dewan Komisaris pada tahun 2022 adalah sebagai berikut: [GRI 2-12-b] [GRI 2-12-c] [GRI 2-13-b]

of the Audit Committee, and meeting on the implementation of duties of the Corporate Secretary at the beginning of the financial year or at the end of the previous financial year. For 2022, schedules of meetings were determined in the meetings of the Board of Commissioners held on January 27, 2022.

In 2022, the Board of Directors held 23 (twenty-three) meetings, including 4 (four) joint meetings with the Board of Commissioners. The average attendance rate of the Board of Directors meetings held in 2022 was 96%. [GRI 2-12-c] [GRI 2-13-b]

Summary of the meetings of the Board of Directors and the joint meetings held with the Board of Commissioners in 2022 is as follows: [GRI 2-12-b] [GRI 2-12-c] [GRI 2-13-b]

Tanggal Date	**Keputusan** Resolution	**Pelaksanaan** Execution	**Kehadiran** Attendance													**% Kehadiran** % of Attendance
			Dewan Komisaris Board of Commissioners							**Direksi** Board of Directors						
			FOW	**IW**[1]	**EHL**	**RAS**	**ANS**[2]	**FS**[3]	**HP**[3]	**KC**	**LP**	**HT**	**HSK**	**DC**	**AS**	
12 Jan	• Menerima dan membahas *update* kegiatan divisi dan entitas anak • Obtained and discussed updates on the activities of divisions and subsidiaries	Sudah dilaksanakan Executed	N/A	N/A	N/A	N/A	N/A	N/A	N/A	✓	✓	✓	✓	✓	✓	100%
26 Jan	• Menerima dan membahas *update* kegiatan divisi bulan Desember 2021 - Januari 2022 • Obtained and discussed updates on the activities of divisions in December 2021 - January 2022	Sudah dilaksanakan Executed	N/A	N/A	N/A	N/A	N/A	N/A	N/A	✓	✓	✓	✓	✓	✓	100%
24 Feb	• Menerima dan membahas *update* kegiatan divisi bulan Januari – Februari 2022 • Obtained and discussed updates on the activities of divisions in January – February 2022	Sudah dilaksanakan Executed	N/A	N/A	N/A	N/A	N/A	N/A	N/A	✓	✓	✓	✓	✓	✓	100%
25 Feb	• Menerima laporan realisasi anggaran 2021 • Menyetujui anggaran dan strategi bisnis 2022 • Accepted the budget realization report 2021 • Approved the budget and business strategies for 2022	Sudah dilaksanakan Sudah dilaksanakan Executed Executed	✓	✓	✓	✓	✓	N/A	N/A	✓	✓	✓	✓	✓	✓	100%

Tanggal Date	Keputusan Resolution	Pelaksanaan Execution	Kehadiran Attendance													% Kehadiran % of Attendance
			Dewan Komisaris Board of Commissioners							Direksi Board of Directors						
			FOW	IW[1)]	EHL	RAS	ANS[2)]	FS[3)]	HP[3)]	KC	LP	HT	HSK	DC	AS	
4 Mar	• Menelaah dan menyetujui penerbitan laporan keuangan konsolidasian tahun 2021 • Reviewed and approved the issuance of the consolidated financial statements for year 2021	Sudah dilaksanakan Executed	✓	✓	✓	✓	✓	N/A	N/A	✓	✓	✓	✓	✓	✓	100%
16 Mar	• Menerima dan membahas *update* kegiatan entitas anak • Obtained and discussed updates on the activities of subsidiaries	Sudah dilaksanakan Executed	N/A	N/A	N/A	N/A	N/A	N/A	N/A	✓	✓	✓	✓	✓	✓	100%
30 Mar	• Menerima dan membahas *update* kegiatan divisi bulan Februari – Maret 2022 • Obtained and discussed updates on the activities of divisions in February – March 2022	Sudah dilaksanakan Executed	N/A	N/A	N/A	N/A	N/A	N/A	N/A	✓	✓	✓	✓	✓	✓	100%
13 Apr	• Menerima dan membahas *update* kegiatan divisi dan entitas anak • Obtained and discussed updates on the activities of divisions and subsidiaries	Sudah dilaksanakan Executed	N/A	N/A	N/A	N/A	N/A	N/A	N/A	✓	✓	✓	✓	✓	✓	100%
10 May	• Menerima dan membahas *update* kegiatan divisi dan entitas anak • Obtained and discussed updates on the activities of divisions and subsidiaries	Sudah dilaksanakan Executed	N/A	N/A	N/A	N/A	N/A	N/A	N/A	✓	✓	✓	✓	✓	✓	100%
25 May	• Menerima dan membahas *update* kegiatan divisi bulan April - Mei 2022 • Obtained and discussed updates on the activities of divisions in April - May 2022	Sudah dilaksanakan Executed	N/A	N/A	N/A	N/A	N/A	N/A	N/A	✓	✓	✓	✓	✓	✓	100%

Tanggal Date	Keputusan Resolution	Pelaksanaan Execution	Kehadiran Attendance													% Kehadiran % of Attendance
			Dewan Komisaris Board of Commissioners							Direksi Board of Directors						
			FOW	IW[1]	EHL	RAS	ANS[2]	FS[3]	HP[3]	KC	LP	HT	HSK	DC	AS	
27 May	• Menelaah dan menyetujui penerbitan laporan keuangan konsolidasian Q1-2022 • Reviewed and approved the issuance of the Q1-2022 interim consolidated financial statements	Sudah dilaksanakan Executed	✓	✓	✓	✓	✓	N/A	N/A	✓	✓	✓	✓	✓	✓	100%
29 Jun	• Menerima dan membahas *update* kegiatan divisi bulan Mei – Juni 2022 • Obtained and discussed updates on the activities of divisions in May - June 2022	Sudah dilaksanakan Executed	N/A	N/A	N/A	N/A	N/A	N/A	N/A	✓	✓	✓	✓	✓	✓	100%
13 Jul	• Menerima dan membahas *update* kegiatan divisi Unit Audit Internal, Unit Manajemen Risiko, dan IT periode Q2-2022 • Obtained and discussed updates on the activities of Internal Audit Unit, Risk Management Unit, and IT divisions for Q2- 2022	Sudah dilaksanakan Executed	N/A	N/A	N/A	N/A	N/A	N/A	N/A	✓	✓	✓	✓	✓	✓	100%
27 Jul	• Menerima dan membahas *update* kegiatan divisi bulan Juni - Juli 2022 • Obtained and discussed updates on the activities of divisions in June – July 2022	Sudah dilaksanakan Executed	N/A	N/A	N/A	N/A	N/A	N/A	N/A	✓	✓	-	✓	✓	✓	83%
10 Aug	• Menerima dan membahas *update* kegiatan bisnis pertambangan dan energi • Obtained and discussed updates on the activities of mining and energy businesses	Sudah dilaksanakan Executed	N/A	N/A	N/A	N/A	N/A	N/A	N/A	✓	✓	✓	✓	✓	✓	100%

Tanggal Date	Keputusan Resolution	Pelaksanaan Execution	Kehadiran Attendance													% Kehadiran % of Attendance
			Dewan Komisaris Board of Commissioners							Direksi Board of Directors						
			FOW	IW[1)]	EHL	RAS	ANS[2)]	FS[3)]	HP[3)]	KC	LP	HT	HSK	DC	AS	
23 Aug	• Menerima dan membahas *update* kegiatan divisi bulan Juli-Agustus 2022 • Obtained and discussed updates on the activities of divisions in July-August 2022	Sudah dilaksanakan Executed	N/A	N/A	N/A	N/A	N/A	N/A	N/A	✓	✓	✓	✓	✓	✓	100%
25 Aug	• Menelaah dan menyetujui penerbitan laporan keuangan konsolidasian Q2-2022 • Menerima laporan realisasi anggaran Q2-2022 • Menerima *update* kegiatan bisnis Q2-2022 • Reviewed and approved the issuance of Q2-2022 interim consolidated financial statements • Accepted budget realization report for Q2-2022 • Accepted updates on business activities during Q2-2022	Sudah dilaksanakan Sudah dilaksanakan Sudah dilaksanakan Executed Executed Executed	✓	✓	✓	✓	✓	N/A	N/A	✓	✓	-	✓	-	✓	67%
14 Sep	• Menerima dan membahas *update* kegiatan bisnis teknologi dan pupuk • Obtained and discussed updates on the activities of technology and fertilizer businesses	Sudah dilaksanakan Executed	N/A	N/A	N/A	N/A	N/A	N/A	N/A	✓	✓	✓	✓	✓	✓	100%
29 Sep	• Menerima dan membahas *update* kegiatan divisi bulan Agustus-September 2022 • Obtained and discussed updates on the activities of divisions in August-September 2022	Sudah dilaksanakan Executed	N/A	N/A	N/A	N/A	N/A	N/A	N/A	✓	✓	✓	✓	✓	✓	100%

Tanggal Date	Keputusan Resolution	Pelaksanaan Execution	Kehadiran Attendance													% Kehadiran % of Attendance
			Dewan Komisaris Board of Commissioners							Direksi Board of Directors						
			FOW	IW[1)]	EHL	RAS	ANS[2)]	FS[3)]	HP[3)]	KC	LP	HT	HSK	DC	AS	
11 Oct	• Menerima dan membahas *update* kegiatan divisi dan entitas anak • Obtained and discussed updates on the activities of divisions and subsidiaries	Sudah dilaksanakan Executed	N/A	N/A	N/A	N/A	N/A	N/A	N/A	✓	✓	✓	✓	✓	✓	100%
25 Oct	• Menerima dan membahas *update* kegiatan divisi bulan September - Oktober 2022 • Obtained and discussed updates on the activities of divisions in September - October 2022	Sudah dilaksanakan Executed	N/A	N/A	N/A	N/A	N/A	N/A	N/A	✓	-	✓	✓	✓	✓	83%
8 Nov	• Menerima dan membahas *update* kegiatan operasi divisi dan entitas anak • Obtained and discussed updates on operational activities conducted by work divisions and subsidiaries	Sudah dilaksanakan Executed	N/A	N/A	N/A	N/A	N/A	N/A	N/A	✓	✓	✓	✓	✓	✓	100%
22 Dec	• Menerima dan membahas *update* kegiatan divisi bulan November – Desember 2022 • Obtained and discussed updates on the activities of divisions in November – December 2022	Sudah dilaksanakan Executed	N/A	N/A	N/A	N/A	N/A	N/A	N/A	✓	✓	✓	-	✓	✓	83%
Kehadiran / Attendance			4/4	4/4	4/4	4/4	4/4	N/A	N/A	23/23	22/23	21/23	22/23	21/23	23/23	96%
% kehadiran / % of attendance			100%	100%	100%	100%	100%	N/A	N/A	100%	96%	91%	96%	91%	100%	

Keterangan / Notes:
Rapat Gabungan / Joint Meeting

- FOW : Franky Oesman Widjaja
- IW : Indra Widjaja
- EHL : Dr.-Ing. Evita Herawati Legowo
- RAS : Robert Arthur Simanjuntak, Ph.D.
- ANS : Dr. Ir. Andy Noorsaman Sommeng, DEA
- FS : Ir. F.X. Sutijastoto M.A.
- HP : Dr. Hendrikus Passagi, S.Sos., S.H., M.H., M.Sc.
- KC : L. Krisnan Cahya
- LP : Lokita Prasetya
- HT : Hermawan Tarjono
- HSK : Handhianto Suryo Kentjono
- DC : Daniel Cahya
- AS : Alex Sutanto

1) Bapak Indra Widjaja telah mengajukan permohonan pengunduran diri dari jabatannya selaku Wakil Presiden Komisaris dan pengunduran diri tersebut telah disahkan dalam RUPSLB Perseroan tanggal 6 Oktober 2022
2) Bapak Dr. Ir. Andy Noorsaman Sommeng, DEA telah diberhentikan dengan hormat dari jabatannya selaku Komisaris Independen dan pemberhentian tersebut telah disahkan dalam RUPSLB Perseroan tanggal 6 Oktober 2022. Bapak Dr. Ir. Andy Noorsaman Sommeng, DEA diangkat sebagai anggota Komite Manajemen Risiko berdasarkan keputusan sirkuler Dewan Komisaris Perseroan tanggal 6 Oktober 2022.
3) Bapak Ir. F.X. Sutijastoto M.A. dan Bapak Dr. Hendrikus Passagi, S.Sos., S.H., M.H., M.Sc. diangkat sebagai Komisaris Independen berdasarkan keputusan RUPSLB Perseroan tanggal 6 Oktober 2022

1) Mr. Indra Widjaja had tendered resignation from his position as Vice President Commissioner and the resignation was approved by the Company's EGM dated October 6, 2022
2) Mr. Dr. Ir. Andy Noorsaman Sommeng, DEA has been honorably dismissed from his position as Independent Commissioner and the dismissal was approved by the Company's EGM dated October 6, 2022. Mr. Dr. Ir. Andy Noorsaman Sommeng, DEA was appointed as a member of the Risk Management Committee based on the circular resolution of the Company's Board of Commissioners dated October 6, 2022.
3) Mr. Ir. F.X. Sutijastoto M.A. and Mr. Dr. Hendrikus Passagi, S.Sos., S.H., M.H., M.Sc. were appointed as the Company's Independent Commissioner based on the resolution of the Company's EGM dated October 6, 2022

Penilaian Kinerja, Remunerasi, dan Prosedur Penetapan Remunerasi Direksi

Informasi mengenai penilaian kinerja, remunerasi, dan prosedur penetapan remunerasi Direksi dapat dilihat pada bagian Korporat Governansi, sub-bagian Komite Nominasi dan Remunerasi.

Performance Appraisal, Remuneration, and Procedure for Determining the Remuneration of the Board of Directors

Information regarding the performance appraisal, remuneration, and procedure for determining the remuneration of the Board of Directors can be seen in the Corporate Governance section, Nomination and Remuneration Committee subsection.

Kebijakan Suksesi Direksi

Perseroan memiliki Kebijakan Suksesi Direksi yang merupakan bagian dari Kebijakan Tata Kelola Perusahaan Perseroan.

Informasi mengenai suksesi Direksi dapat dilihat pada bagian Korporat Governansi, sub-bagian Komite Nominasi dan Remunerasi.

Board of Directors Succession Policy

The Company maintains a Board of Directors' Succession Policy stipulated as a part of the Company's Corporate Governance Policy.

Information regarding the succession of the Board of Directors can be seen in the Corporate Governance section, Nomination and Remuneration Committee subsection.

Penilaian Direksi atas Kinerja Unit Audit Internal dan Unit Manajemen Risiko Tahun 2022

Direksi melakukan penilaian atas kinerja Unit Audit Internal dan Unit Manajemen Risiko sekurang-kurangnya satu kali dalam setahun. [GRI 2-12-c]

Board of Directors' Appraisal on the Performance of the Internal Audit Unit and Risk Management Unit in 2022

The Board of Directors appraises the performance of the Internal Audit Unit and the Risk Management Unit at least once a year. [GRI 2-12-c]

Kriteria yang dipertimbangkan dalam evaluasi kinerja Unit Audit Internal dan Unit Manajemen Risiko
Criteria considered in the performance evaluation of the Internal Audit Unit and Risk Management Unit

- Kemampuan dan kontribusi dalam melakukan tugas dan tanggungjawab audit dan/atau manajemen risiko
- Efektivitas pengawasan dalam pelaksaan pengendalian internal, manajemen risiko, dan/atau audit internal

- Capabilities and contributions in carrying out their duties and responsibilities of audit and/or risk management
- The effectiveness of supervision in the implementation of internal control, risk management, and/or internal audit

Pada bulan Maret 2023, Direksi telah melakukan evaluasi atas kinerja Unit Audit Internal dan Unit Manajemen Risiko di tahun 2022 serta telah memberikan saran-saran perbaikan untuk tahun 2023.

Direksi menilai bahwa sistem pengendalian internal dan manajemen risiko Perseroan telah banyak mengalami perbaikan dan karenanya saat ini sudah berjalan cukup baik.

Berdasarkan hasil penilaian Direksi, Unit Audit Internal dan Unit Manajemen Risiko telah melaksanakan tugas dan tanggung jawabnya dengan baik pada tahun 2022. [GRI 2-12-c]

In March 2023, the Board of Directors had evaluated the performance of the Internal Audit Unit and Risk Management Unit during 2022 and had provided improvement suggestions for 2023.

The Board of Directors considered that the Company's internal control and risk management systems have improved and are currently sufficiently implemented.

Based on the Board of Directors' appraisal, the Internal Audit Unit and the Risk Management Unit have performed their duties and responsibilities properly in 2022. [GRI 2-12-c]

Peningkatan Kompetensi bagi Anggota Direksi

Untuk mendukung pelaksanaan tugas dan peningkatan kompetensi anggota Direksi, Perseroan mendorong setiap anggota Direksi Perseroan untuk mengikuti program pelatihan sekurang-kurangnya 1 (satu) kali dalam setahun, dengan minimal jam pelatihan selama 12 (dua belas) jam. [GRI 2-17-a]

Competency Development for Members of the Board of Directors

To support the implementation of duties and develop the competence of members of the Board of Directors, the Company encourages each member of its Board of Directors to participate in a training program at least once a year, with a minimum training hour requirement of 12 (twelve) hours. [GRI 2-17-a]

Pada tahun 2022, masing-masing anggota Direksi Perseroan telah mengikuti lokakarya/pelatihan/seminar, sebagaimana dapat dilihat pada tabel berikut: [GRI 2-17-a]

In 2022, each member of the Company's Board of Directors had attended workshop/training/seminar, as can be seen in the following table: [GRI 2-17-a]

Nama & Jabatan Name & Position	Lokakarya/Pelatihan/Seminar Workshop/Training/Seminar	Tempat, Tanggal Place, Date	Penyelenggara Organizer
L. Krisnan Cahya Presiden Direktur President Director	Introduction to Private M&A, Acquisition Finance, Debt Capital Markets Offerings, Venture Capital, Asset & Infrastructure Finance and Project Bonds, and Margin Lending & Alternative Financing Investment	Jakarta, May 18, 2022	Latham & Watkins LLP – Singapore, Perseroan
	Navigating Post-Pandemic Opportunities: Indonesia M&A Outlook and Insights	Jakarta, Jun 16, 2022	PricewaterhouseCoopers
	100th ETW - Dunia Usaha & Vokasi	Jakarta, Jul 21, 2022	Sinarmas
	Pertumbuhan Ekonomi di Tengah Inflasi Global	Jakarta, Oct 17, 2022	Sinarmas
	CEO Networking 2022 "Strengthening Economic Growth in Dynamic Conditions"	Jakarta, Nov 24, 2022	BEI
Lokita Prasetya Wakil Presiden Direktur Vice President Director	Indonesia Economic Outlook 2022	Jakarta, Jan 25-26, 2022	Apkasi
	Mandiri Investment Forum 2022: Recapturing the Growth Momentum	Jakarta, Feb 9, 2022	Bank Mandiri
	Focus Group Discussion: Program De-Dieselisasi menuju Indonesia Net Zero 2060	Jakarta, Feb 15, 2022	Global Integrated Risk Management Association
	Introduction to Private M&A, Acquisition Finance, Debt Capital Markets Offerings, Venture Capital, Asset & Infrastructure Finance and Project Bonds, and Margin Lending & Alternative Financing Investment	Jakarta, May 18, 2022	Latham & Watkins LLP – Singapore, Perseroan
	Navigating Post-Pandemic Opportunities: Indonesia M&A Outlook and Insights	Jakarta, Jun 16, 2022	PricewaterhouseCoopers
	The Energy Transition in Growth Markets	Jakarta, Jun 21, 2022	B20, Accenture
	Accelerating the Transition to Sustainable Energy Use	Jakarta, Aug 10, 2022	B20, PricewaterhouseCoopers
	Indonesia Sustainable Energy Week 2022	Jakarta, Oct 10, 2022	IESR
	Transisi Energi untuk Nol Emisi	Jakarta, Oct 19-21, 2022	Tempo
	Advancing Sustainability in the Service Sector	Jakarta, Dec 6, 2022	Financial Times
Hermawan Tarjono Direktur Director	Introduction to Private M&A, Acquisition Finance, Debt Capital Markets Offerings, Venture Capital, Asset & Infrastructure Finance and Project Bonds, and Margin Lending & Alternative Financing Investment	Jakarta, May 18, 2022	Latham & Watkins LLP – Singapore, Perseroan
	Pertumbuhan Ekonomi di Tengah Inflasi Global	Jakarta, Oct 17, 2022	Sinarmas
	The New Antitrust Era: Energy Focus	Jakarta, Dec 13, 2022	Latham & Watkins LLP – Singapore, Perseroan
Handhianto Suryo Kentjono Direktur Director	Digital Marketing	Jakarta, Apr 1, 2022	Wharton Business School
	Driving Digital Strategy	Jakarta, Apr 22, 2022	Harvard Business School
	Marketing Strategy	Jakarta, May 13, 2022	The Marketing Strategist
	Introduction to Private M&A, Acquisition Finance, Debt Capital Markets Offerings, Venture Capital, Asset & Infrastructure Finance and Project Bonds, and Margin Lending & Alternative Financing Investment	Jakarta, May 18, 2022	Latham & Watkins LLP – Singapore, Perseroan
	Navigating Post-Pandemic Opportunities: Indonesia M&A Outlook and Insights	Jakarta, Jun 16, 2022	PricewaterhouseCoopers
	Transisi Energi untuk Nol Emisi 2060: - Landscape Industri Menuju NZE - Inisiatif Industri Dalam Implementasi Energi Hijau - Pembiayaan Produk Energi Bersih - Membangun Ekosistem Kendaraan Listrik	Jakarta, Oct 20-21, 2022	Tempo
Daniel Cahya Direktur Director	Business Analytics: from Data to Insights	Jakarta, Jan 28, 2022	Wharton
	Introduction to Private M&A, Acquisition Finance, Debt Capital Markets Offerings, Venture Capital, Asset & Infrastructure Finance and Project Bonds, and Margin Lending & Alternative Financing Investment	Jakarta, May 18, 2022	Latham & Watkins LLP – Singapore, Perseroan
Alex Sutanto Direktur Director	Introduction to Private M&A, Acquisition Finance, Debt Capital Markets Offerings, Venture Capital, Asset & Infrastructure Finance and Project Bonds, and Margin Lending & Alternative Financing Investment	Jakarta, May 18, 2022	Latham & Watkins LLP – Singapore, Perseroan
	The FutureCFO Virtual Summit Indonesia: Leading the Digital Growth Despite the Crisis	Jakarta, Jun 23, 2022	Cxociety
	Pertumbuhan Ekonomi di Tengah Inflasi Global	Jakarta, Oct 17, 2022	Sinarmas

Hubungan Keluarga, Keuangan, dan Kepengurusan antara Anggota Direksi, Dewan Komisaris, Pemegang Saham Pengendali, dan Pemegang Saham Utama

Anggota Direksi wajib mengungkapkan di dalam Laporan Tahunan mengenai ada atau tidaknya hubungan keluarga dan/atau hubungan

Family, Financial, and Management Relationship between Members of the Board of Directors, Members of the Board of Commissioners, the Controlling Shareholders, and the Main Shareholders

Members of the Board of Directors are required to disclose in the Annual Report whether there is a family and/or financial relationship

keuangan antara anggota Direksi dengan anggota Direksi lainnya, antara anggota Direksi dengan anggota Dewan Komisaris, serta antara anggota Direksi dengan Pemegang Saham Pengendali dan Pemegang Saham Utama.

Selain Bapak L. Krisnan Cahya dan Bapak Daniel Cahya yang memiliki hubungan keluarga, anggota Direksi lainnya tidak memiliki hubungan afiliasi baik dengan sesama anggota Direksi, dengan anggota Dewan Komisaris, dengan Pemegang Saham Pengendali, maupun dengan Pemegang Saham Utama. [GRI 2-15-b]

within members of the Board of Directors, between members of the Board of Directors and members of the Board of Commissioners, as well as between members of the Board of Directors with the Controlling Shareholders and the Main Shareholders.

Other than Mr. L. Krisnan Cahya and Mr. Daniel Cahya who have family relationships, other members of the Board of Directors have no affiliation either with fellow members of the Board of Directors, with members of the Board of Commissioners, with the Controlling Shareholders, or with the Main Shareholders. [GRI 2-15-b]

Rangkap Jabatan Direksi [GRI 2-15-b]

Ketentuan sehubungan Rangkap Jabatan Direksi

Dengan memperhatikan ketentuan dalam Peraturan OJK No. 33/POJK.04/2014 dan Anggaran Dasar Perseroan, anggota Direksi dapat merangkap jabatan sebagai:

- anggota Direksi paling banyak pada 1 (satu) emiten atau perusahaan publik
- anggota Dewan Komisaris paling banyak pada 3 (tiga) emiten atau perusahaan publik
- anggota Komite paling banyak pada 5 (lima) emiten atau perusahaan publik, dimana anggota Direksi yang bersangkutan juga menjabat sebagai anggota Direksi atau anggota Dewan Komisaris

Rangkap jabatan berlaku sepanjang tidak bertentangan dengan peraturan perundang-undangan lainnya. Dalam hal terdapat peraturan perundang-undangan lain yang mengatur ketentuan mengenai rangkap jabatan yang berbeda dengan ketentuan sebagaimana diatur dalam Peraturan OJK No. 33/POJK.04/2014, berlaku ketentuan yang mengatur lebih ketat.

Seluruh anggota Direksi Perseroan telah memenuhi ketentuan rangkap jabatan sebagaimana dipersyaratkan dalam Peraturan OJK No. 33/POJK.04/2014 tentang Direksi dan Dewan Komisaris Emiten atau Perusahaan Publik.

Direksi Perseroan berkomitmen untuk memberikan waktu yang cukup untuk melaksanakan tugas dan tanggung jawabnya secara berhati-hati dan bertanggung jawab.

Informasi rangkap jabatan Direksi pada perusahaan publik lainnya per 31 Desember 2022 dapat dilihat pada tabel berikut ini:

Concurrent Positions of the Board of Directors [GRI 2-15-b]

Provisions regarding Concurrent Positions of the Board of Directors

Taking into account the provisions in OJK Regulation No. 33/POJK.04/2014 and the Company's Articles of Association, member of the Board of Directors may concurrently serve as:

- a member of a Board of Directors at most in 1 (one) issuer or public company
- a member of a Board of Commissioners at most in 3 (three) issuers or public companies
- a member of a Committee at most in 5 (five) issuers or public companies, in which the relevant member of the Board of Directors also serves as a member of the Board of Directors or the Board of Commissioners

Concurrent positions apply as long as they do not conflict with other laws and regulations. In the event that there are other laws and regulations governing the provisions regarding concurrent positions that are different from the provisions as stipulated in OJK's Regulation No. 33/POJK.04/2014, provisions that regulate more strictly apply.

All members of the Company's Board of Directors have complied with the concurrent position provisions stipulated in OJK's Regulation No. 33/POJK.04/2014 concerning Board of Directors and Board of Commissioners of Issuers or Public Companies.

The Company's Board of Directors is committed to allocate sufficient time to perform its duties and responsibilities prudently and responsibly.

Information on concurrent positions of the Board of Directors in other public companies as of December 31, 2022, can be seen in the following table:

Nama Name	**Jabatan di Perseroan** Position in the Company	**Perusahaan Publik Lain** Other Public Company		
		Perusahaan Company	**Bidang Usaha** Business Line	**Jabatan** Position
L. Krisnan Cahya	Presiden Direktur President Director	-	-	-
Lokita Prasetya	Wakil Presiden Direktur Vice President Director	PT Golden Energy Mines Tbk (entitas anak / subsidiary)	Pertambangan dan Perdagangan Batu Bara Coal Mining and Trading	Presiden Komisaris President Commissioner
Hermawan Tarjono	Direktur / Director	-	-	-
Handhianto Suryo Kentjono	Direktur / Director	-	-	-
Daniel Cahya	Direktur / Director	-	-	-
Alex Sutanto	Direktur / Director	PT Golden Energy Mines Tbk (entitas anak / subsidiary)	Pertambangan dan Perdagangan Batu Bara Coal Mining and Trading	Komisaris Commissioner

Kepemilikan Saham Direksi dalam Perseroan

Perseroan melarang anggota Direksi untuk mengambil keuntungan dari informasi non-publik dengan melakukan *insider trading* dan/atau *abusive self-dealing*.

Piagam Direksi juga menetapkan kewajiban bagi setiap anggota Direksi untuk melaporkan setiap transaksi saham yang dimilikinya di Perseroan pada hari yang sama saat terjadinya transaksi tersebut (jika ada), untuk kemudian dilaporkan oleh Sekretaris Perusahaan kepada OJK dan BEI.

Share Ownership of the Board of Directors in the Company

The Company forbids members of the Board of Directors from taking advantage of non-public information by conducting insider trading and/or abusive self-dealing.

The Charter of the Board of Directors also stipulates the obligation for each member of the Board of Directors to report any changes of share ownership in the Company on the same day as the share transaction (if any), to be reported by the Corporate Secretary to OJK and IDX.

Nama & Jabatan Name & Position	**Jumlah Saham per 1 Jan 2022** Number of Shares as of Jan 1, 2022	**Perdagangan Saham 1 Jan - 31 Des 2022** Shares Trading 1 Jan - 31 Dec 2022	**Jumlah Saham per 31 Des 2022** Number of Shares as of Dec 31, 2022
L. Krisnan Cahya Presiden Direktur President Director	0	-	0
Lokita Prasetya Wakil Presiden Direktur Vice President Director	0	-	0
Hermawan Tarjono Direktur Director	0	-	0
Handhianto Suryo Kentjono Direktur Director	0	-	0
Daniel Cahya Direktur Director	0	-	0
Alex Sutanto Direktur Director	0	-	0

Selama tahun 2022, tidak terdapat transaksi saham Perseroan yang dilakukan oleh anggota Direksi, sehingga per 31 Desember 2022 kepemilikan saham Perseroan oleh anggota Direksi tidak mengalami perubahan.

During 2022, there were no transactions on the Company's shares made by the members of the Board of Directors, hence as of December 31, 2022, there were no changes in ownership of the Company's shares by the members of the Board of Directors.

Komite Audit
Audit Committee

Komite Audit dibentuk oleh dan bertanggung jawab kepada Dewan Komisaris, yang bertugas membantu mengawasi proses pelaporan keuangan, pengendalian internal, dan audit internal Perseroan.

Komite Audit bekerja secara kolektif dan independen dalam melaksanakan tugasnya. Komite Audit dapat bekerja sama dengan unit-unit lain di dalam Perseroan, dan dengan persetujuan Dewan Komisaris dan atas biaya Perseroan dapat mempekerjakan tenaga ahli dan/atau konsultan, untuk bidang dimana Unit Audit Internal belum memiliki keahlian untuk membantu Komite Audit.

The Audit Committee is established by and responsible to the Board of Commissioners with responsibilities to supervise the Company's financial reporting, internal control, and internal audit processes.

The Audit Committee works collectively and independently in carrying out its duties. The Audit Committee may cooperate with other units within the Company, and with approval of the Board of Commissioners and at the expense of the Company may employ experts and/or consultants, for areas where the Internal Audit Unit does not yet have the expertise to assist the Audit Committee.

Tugas, Wewenang, dan Tanggung Jawab Komite Audit

Tugas, wewenang, dan tanggung jawab Komite Audit diatur di dalam Piagam Komite Audit Perseroan.

Tugas
Komite Audit memiliki tugas antara lain sebagai berikut:

Duties, Authorities, and Responsibilities of the Audit Committee

Duties, authorities, and responsibilities of the Audit Committee are stipulated in the Company's Charter of the Audit Committee.

Duties
The Audit Committee has, among others, the duty to:

Audit Internal Internal Audit	• Menelaah Piagam Unit Audit Internal, sebelum piagam disampaikan untuk persetujuan Dewan Komisaris dan ditetapkan oleh Direksi • Memberikan rekomendasi kepada Dewan Komisaris untuk pengangkatan dan pemberhentian Kepala Unit Audit Internal dan ruang lingkup pekerjaan Unit Audit Internal • Meningkatkan independensi fungsi audit internal • Menelaah dan memberikan masukan atas program kerja audit tahunan yang disusun oleh Unit Audit Internal • Menelaah aktivitas, struktur organisasi, dan kualifikasi personal Unit Audit Internal untuk memastikan bahwa Unit Audit Internal dapat bekerja secara independen, efektif, objektif, dan memiliki sumber daya yang memadai, untuk melaksanakan fungsi sesuai dengan standar audit yang berlaku • Menelaah kecukupan, independensi, dan efektivitas pelaksanaan fungsi audit internal • Menelaah sistem pengendalian internal dan memberikan saran perbaikan terhadap pengendalian internal • Mempelajari rangkuman laporan yang dibuat dan diberikan oleh Unit Audit Internal kepada manajemen serta tanggapan manajemen terhadap rangkuman laporan • Mengadakan pertemuan secara rutin dengan Unit Audit Internal untuk membahas temuan-temuan audit internal dan/atau tindak lanjut yang dilakukan oleh Direksi atas temuan audit tersebut • Menyampaikan hasil penelaahan atas efektivitas pelaksanaan audit internal dan kinerja Unit Audit Internal kepada Dewan Komisaris • Review the Charter of the Internal Audit Unit, before the charter is submitted for approval by the Board of Commissioners and stipulated by the Board of Directors • Provide recommendations to the Board of Commissioners regarding the appointment and dismissal of the Head of Internal Audit Unit and the scope of work of the Internal Audit Unit • Enhance the independency of internal audit functions • Review and provide inputs on the annual audit plan prepared by the Internal Audit Unit • Review the activities, organizational structure, and personnel qualifications of the Internal Audit Unit to ensure that the Internal Audit Unit is able to work independently, effectively, and objectively, as well as adequately resourced to carry out its functions in accordance with the prevailing auditing standards • Review the adequacy, independency, and effectiveness of the implementation of internal audit functions • Review the internal control system and suggest improvements to the internal control • Review the summary of the report prepared and provided by the Internal Audit Unit to the management as well as the management's response to the report summary • Hold regular meetings with the Internal Audit Unit to discuss internal audit findings and/or follow-up actions taken by the Board of Directors on the findings • Present the review result of the effectiveness of internal audit implementation and the performance of the Internal Audit Unit to the Board of Commissioners
Audit Eksternal External Audit	• Memberikan rekomendasi kepada Dewan Komisaris mengenai penunjukan, penunjukan kembali, dan/atau pemberhentian auditor eksternal dengan memperhatikan aspek legalitas, kompetensi, independensi, kualitas, dan biaya jasa • Memastikan bahwa proses seleksi auditor eksternal dilakukan secara transparan, akuntabel, dan hati-hati • Menelaah jasa non-audit yang diperbolehkan untuk diberikan oleh auditor eksternal kepada Perseroan berdasarkan ketentuan yang berlaku untuk menjaga independensi auditor eksternal • Menelaah rencana audit, termasuk ruang lingkup, prosedur, dan ketentuan-ketentuan audit, untuk memastikan kelengkapan cakupan, pengurangan upaya yang berlebihan, dan penggunaan sumber daya audit yang efektif • Memastikan agar auditor eksternal segera menyampaikan temuan audit signifikan kepada manajemen • Memantau pembahasan temuan audit oleh auditor eksternal dengan manajemen • Menelaah kecukupan, independensi, efektivitas, kualitas, dan biaya pelaksanaan audit eksternal • Menelaah perubahan signifikan yang diperlukan dalam rencana audit auditor eksternal, setiap kesulitan yang dihadapi selama pelaksanaan audit dan penyelesaiannya, dan hal-hal lain yang berkaitan dengan pelaksanaan audit • Memberikan pendapat independen dalam hal terjadi perbedaan pendapat antara manajemen dan auditor eksternal atas jasa yang diberikan • Melakukan dialog yang memadai dengan auditor eksternal • Provide recommendations to the Board of Commissioners regarding the appointment, reappointment, and/or dismissal of the external auditor by considering the aspects of legality, competency, independency, quality, and service fees • Ensure that the external auditor selection process is carried out in a transparent, accountable, and prudent manner • Review non-audit services that can be provided by the external auditor to the Company based on prevailing regulations to maintain the independency of the external auditor • Review the audit plan, including the scope, procedures, and audit provisions, to ensure completeness of coverage, reduction of redundant efforts, and the effective use of audit resources • Ensure that the external auditor promptly conveys significant audit findings to the management • Monitor the discussion of the audit findings by the external auditor with management • Review the adequacy, independency, effectiveness, quality, and fees of the external auditor • Review the significant changes needed in the external auditor's audit plan, any difficulties encountered during the audit and its completion, and other matters relating to the audit • Provide independent opinions in the event of disagreement between management and external auditor for the services rendered • Conduct adequate dialogue with external auditors
Laporan Keuangan Financial Statements	• Menelaah prinsip dan praktik akuntansi dan pelaporan yang diterapkan Perseroan dalam menyajikan laporan keuangan untuk memastikan pemenuhan standar akuntansi yang berlaku • Menelaah laporan keuangan yang akan diterbitkan oleh Perseroan untuk BEI, OJK, atau institusi-institusi lainnya • Mendiskusikan dengan Dewan Komisaris dan manajemen mengenai informasi penting atau material untuk diungkapkan kepada publik • Review accounting and reporting principles and practices applied by the Company in presenting the financial statements to ensure compliance with prevailing accounting standards • Review the financial statements to be issued by the Company to IDX, OJK, or other institutions • Discuss with the Board of Commissioners and management regarding important or material information to be disclosed to the public

Kepatuhan Compliance	• Menelaah kepatuhan Perseroan terhadap peraturan perundang-undangan yang terkait dengan kegiatan operasional Perseroan dan peraturan perundang-undangan yang berlaku di pasar modal • Memastikan bahwa manajemen telah melaksanakan GCG • Review the Company's compliance with laws and regulations related to the operations of the Company and the prevailing capital market laws and regulations • Ensure that management has implemented GCG
Manajemen Risiko Risk Management	• Melakukan penelaahan atas sistem manajemen risiko yang mencakup risiko utama (dengan mempertimbangkan risiko keuangan, operasional, kepatuhan, dan teknologi informasi) • Melakukan penelaahan atas proses identifikasi risiko dan pelaksanaan manajemen risiko yang dilakukan oleh manajemen serta rencana-rencana untuk meminimalkan risiko-risiko tersebut • Memastikan bahwa Unit Audit Internal dan auditor eksternal dalam rencana auditnya telah memperhatikan kegiatan Perseroan yang memiliki risiko tinggi • Memastikan bahwa Perseroan beroperasi dalam tingkat toleransi risiko yang wajar • Review the systems of risk management covering key risks (by taking into account financial, operational, compliance, and information technology risks) • Review the process of risk identification and risk management practices conducted by the management as well as the plans to minimize those risks • Ensure that the Internal Audit Unit and the external auditor have paid attention to the high-risk activities of the Company in their audit plan • Ensure that the Company operates within a reasonable level of risk tolerance
Transaksi Afiliasi dan Transaksi Benturan Kepentingan Affiliated Transactions and Conflict-of-Interest Transactions	• Menelaah transaksi afiliasi yang berpotensi menimbulkan benturan kepentingan • Meninjau potensi benturan kepentingan yang mungkin timbul sehubungan dengan transaksi antara Perseroan dan entitas anak, Direktur, dan/atau Pemegang Saham Pengendali Perseroan • Menyampaikan hasil penelaahan kepada Dewan Komisaris terkait dengan adanya potensi benturan kepentingan • Tidak melibatkan diri dalam pembahasan transaksi afiliasi, dalam hal anggota Komite Audit yang bersangkutan memiliki benturan kepentingan dalam transaksi yang sedang didiskusikan • Review affiliated transactions that have the potential for conflict of interest • Review potential conflicts of interest that may arise in connection with transactions between the Company and its subsidiaries, Directors, and/or Controlling Shareholders • Present the results of the result review to the Board of Commissioners regarding any potential conflict of interest • Withdraw him/herself from participating in a discussion of an affiliated transaction, in the event that he/she has a conflict of interest in the transaction being discussed
Penanganan Pengaduan Complaint Handling	• Menelaah pengaduan pihak ketiga sehubungan dengan proses pelaporan akuntansi dan keuangan, serta meneruskan pengaduan kepada pihak yang berkepentingan • Memantau tindak lanjut pengaduan yang berkaitan dengan Perseroan mengenai akuntansi, pengendalian internal, kecurangan, serta dugaan perilaku manajemen yang tidak terpuji yang dapat mengganggu kegiatan operasional Perseroan seperti tidak jujur, tidak etis, memiliki benturan kepentingan, atau memberikan informasi yang tidak akurat atau menyesatkan kepada publik, dan ketidaktaatan terhadap peraturan perundang-undangan yang berlaku • Meminta dilakukan audit investigasi atas pengaduan dengan bekerja sama dengan pihak manajemen atau pihak lainnya jika diperlukan • Melaporkan hasil penelaahan kepada Dewan Komisaris dan memantau tindak lanjut hasil penelaahan bila diminta oleh Dewan Komisaris • Review third-party complaints relating to accounting and financial reporting processes, as well as forward the complaints to the interested parties • Monitor the follow-up of complaints related to the Company regarding accounting, internal control, fraud, and allegation of dishonourable management behaviour, that may interfere with the Company's operational activities such as being dishonest, unethical, having a conflict of interest, or providing inaccurate or misleading information to the public, and disobeying the prevailing laws and regulations • Call for an audit investigation based on a complaint in collaboration with management or other parties if necessary • Report the result of the review to the Board of Commissioners and monitor the progress and follow-up when requested by the Board of Commissioners
Lainnya Others	• Melaksanakan tugas-tugas pengawasan lain sesuai dengan permintaan Dewan Komisaris dan sesuai dengan peraturan perundang-undangan yang berlaku • Melakukan penelaahan terhadap Piagam Komite Audit sesuai dengan kebutuhan dan mengusulkan perubahannya untuk persetujuan Dewan Komisaris • Carry out other supervisory duties as requested by the Board of Commissioners and as required under the prevailing laws and regulations • Conduct a review of the Charter of the Audit Committee as necessary and propose updates to the Board of Commissioners for approval

Wewenang

Wewenang Komite Audit, antara lain sebagai berikut:

- mengakses dokumen, data, dan informasi Perseroan tentang karyawan, dana, aset, dan sumber daya Perseroan lainnya yang diperlukan berkaitan dengan pelaksanaan tugasnya
- berkomunikasi langsung dengan karyawan, Direksi, pihak yang menjalankan fungsi audit internal, manajemen risiko, dan auditor eksternal terkait tugas dan tanggung jawab Komite Audit
- memberikan rekomendasi perbaikan kinerja operasional dan pengawasan kepada manajemen berdasarkan laporan Unit Audit Internal dan auditor eksternal
- melibatkan pihak independen di luar anggota Komite Audit yang diperlukan untuk membantu pelaksanaan tugasnya
- memberikan pendapat independen dalam hal terjadi perbedaan pendapat antara manajemen dan auditor eksternal

Authorities

Authorities of the Audit Committee, include the following:

- access the Company's documents, data, and information regarding the employees, funds, assets, and other resources relating to the execution of its duties
- communicate directly with the employees, the Board of Directors, those who perform the functions of internal audit, risk management, and the external auditor regarding matters related to the duties and responsibilities of the Audit Committee
- provide recommendations for the improvement of operational performance and supervision to management, based on reports from the Internal Audit Unit and external auditor
- involve independent parties external to the members of the Audit Committee as necessary to assist in the execution of its duties
- provide an independent opinion in the event of disagreements between management and the external auditor

- melakukan kewenangan lain yang diberikan oleh Dewan Komisaris dan peraturan perundang-undangan yang berlaku

Tanggung Jawab
Komite Audit bertanggung jawab kepada Dewan Komisaris dan wajib bertindak secara independen dalam melaksanakan tugas dan tanggung jawabnya.

- perform other authorities given by the Board of Commissioners and the prevailing laws and regulations

Responsibilities
The Audit Committee is responsible to the Board of Commissioners and must act independently in carrying out its duties and responsibilities.

Piagam Komite Audit

Piagam Komite Audit adalah pedoman bagi setiap anggota Komite Audit untuk melaksanakan tugas dan tanggung jawabnya dalam membantu pelaksanaan fungsi pengawasan Dewan Komisaris secara independen, efisien, dan efektif.

Piagam Komite Audit Perseroan pertama kali diterbitkan pada tahun 2011. Piagam tersebut kemudian telah mengalami dua kali penyempurnaan, yaitu pada tahun 2013 dan 2019.

Piagam Komite Audit memuat hal-hal sebagai berikut:
- Landasan Hukum
- Nilai dan Etika
- Komposisi dan Kriteria
- Pengangkatan, Pemberhentian, dan Masa Jabatan
- Program Orientasi dan Pelatihan
- Tugas, Wewenang, dan Tanggung Jawab
- Rapat
- Penilaian Kinerja
- Pelaporan
- Kerahasiaan
- Larangan
- Sanksi

Piagam Komite Audit telah dipublikasikan di situs web Perseroan. Perseroan melakukan peninjauan atas Piagam Komite Audit secara berkala.

Charter of the Audit Committee

The Charter of the Audit Committee is a guideline for members of the Audit Committee to carry out their duties and responsibilities in assisting the implementation of the supervisory function of the Board of Commissioners independently, efficiently, and effectively.

The Company's Charter of the Audit Committee was first issued in 2011. It was then updated in 2013 and 2019.

The Charter of the Audit Committee covers the following items:
- Legal Basis
- Values and Ethics
- Composition and Criteria
- Appointment, Dismissal, and Term of Office
- Orientation and Training Programs
- Duties, Authorities, and Responsibilities
- Meetings
- Performance Appraisal
- Reporting
- Confidentiality
- Prohibitions
- Sanctions

The Charter of the Audit Committee is available on the Company's website. It is regularly reviewed by the Company.

Kriteria Pengangkatan Komite Audit

Perseroan dalam Piagam Komite Audit menetapkan persyaratan umum keanggotaan Komite Audit Perseroan, antara lain sebagai berikut:
- memiliki integritas tinggi, kemampuan, pengetahuan, dan pengalaman sesuai dengan bidang pekerjaannya, serta mampu berkomunikasi dengan baik
- memahami laporan keuangan, bisnis perusahaan, proses audit, manajemen risiko, dan peraturan perundang-undangan di bidang pasar modal serta peraturan perundang-undangan terkait lainnya
- mematuhi Kode Etik Perseroan
- bersedia meningkatkan kompetensi secara terus menerus melalui pendidikan dan pelatihan
- memiliki paling sedikit 1 (satu) anggota yang berlatar pendidikan dan keahlian di bidang akuntansi dan/atau keuangan
- bukan merupakan orang dalam KAP, kantor konsultan hukum, kantor jasa penilai publik, atau pihak lain yang memberi jasa asurans, jasa non-asurans, jasa penilai, dan/atau jasa konsultasi lain kepada Perseroan dan entitas anak dalam waktu 6 (enam) bulan terakhir
- bukan merupakan orang yang bekerja atau mempunyai wewenang dan tanggung jawab untuk merencanakan,

Appointment Criteria for the Audit Committee

The Company, in its Charter of the Audit Committee, has established general requirements for each of its Audit Committee members, among others, as follows:
- having high integrity and possesses the ability, knowledge, and experience related to his/her field of work, and is able to communicate properly
- having good understanding of the financial statements, businesses of the company, auditing process, risk management, and relevant laws and regulations of capital market as well as other related laws and regulations
- complying with the Company's Code of Conduct
- willing to improve his/her competence continuously through education and training
- having at least 1 (one) member whose educational background and expertise is in accounting and/or finance
- having not worked for any KAP, law firm, public appraisal firm, or other parties who provide assurance services, non-assurance services, appraisal services, and/or other consulting services to the Company and its subsidiaries within the last 6 (six) months
- not being a person who works or has the authority and responsibility for planning, directing, controlling, or supervising

memimpin, mengendalikan, atau mengawasi kegiatan Perseroan dan entitas anak dalam waktu 6 (enam) bulan terakhir, kecuali sebagai Komisaris Independen
- tidak mempunyai saham langsung maupun tidak langsung pada Perseroan dan entitas anak
- tidak mempunyai hubungan afiliasi dengan anggota Dewan Komisaris, anggota Direksi, Pemegang Saham Pengendali, ataupun Pemegang Saham Utama Perseroan
- tidak mempunyai hubungan usaha, baik langsung maupun tidak langsung, yang berkaitan dengan kegiatan usaha Perseroan dan entitas anak
- memiliki kemampuan komunikasi, kerjasama, serta komitmen untuk menyediakan waktu yang cukup untuk melaksanakan tugas dan tanggung jawabnya
- memiliki komitmen untuk menjalankan tugas dan tanggung jawabnya secara efektif dan independen

Pengangkatan, Pemberhentian, dan Masa Jabatan Komite Audit

Anggota Komite Audit diangkat dan diberhentikan oleh Dewan Komisaris.

Keanggotaan Komite Audit berakhir jika anggota Komite Audit didiskualifikasi berdasarkan ketentuan peraturan perundang-undangan yang berlaku, mengundurkan diri, pensiun, atau tidak diangkat kembali sebagai anggota Komite Audit.

Masa jabatan Komite Audit adalah sesuai dengan masa jabatan Dewan Komisaris, dan dapat dipilih kembali hanya untuk 1 (satu) periode berikutnya.

Tata cara pengangkatan, penggantian, pemberhentian, atau pengunduran diri anggota Komite Audit Perseroan dilakukan sesuai dengan Piagam Komite Audit Perseroan.

the activities of the Company and its subsidiaries within the last 6 (six) months, except if as an Independent Commissioner

- not owning shares either directly or indirectly in the Company and its subsidiaries
- not having any affiliation with any of the Company's members of the Board of Commissioners, Board of Directors, Controlling Shareholders, or Main Shareholders
- not having a business relationship, either directly or indirectly, related to the business activities of the Company and its subsidiaries
- having the ability to communicate, cooperate, and be committed to providing sufficient time to carry out his/her duties and responsibilities
- having the commitment to carry out his/her duties and responsibilities effectively and independently

Appointment, Dismissal, and Term of Office of the Audit Committee

Members of the Audit Committee are appointed and dismissed by the Board of Commissioners.

The term of office of a member of the Audit Committee shall terminate in the event that he/she no longer qualifies based on the prevailing laws and regulations, submits his/her resignation, retires, or is not reappointed as a member of the Audit Committee.

The term of office of the Audit Committee is in accordance with the term of office of the Board of Commissioners and can only be reappointed for 1 (one) consecutive period.

Procedures for the appointment, replacement, dismissal, or resignation of members of the Company's Audit Committee are performed in accordance with the Charter of the Audit Committee of the Company.

Susunan Komite Audit

Sesuai dengan Piagam Komite Audit Perseroan, Komite Audit terdiri dari sekurang-kurangnya 3 (tiga) orang anggota yang berasal dari Komisaris Independen atau pihak luar Perseroan, dimana 1 (satu) orang Komisaris Independen bertindak sebagai ketua.

Pada tanggal 6 Oktober 2022, Perseroan telah melakukan perubahan susunan Komite Audit. Informasi terkait perubahan susunan Komite Audit ini telah diumumkan dalam keterbukaan informasi Perseroan tanggal 6 Oktober 2022.

Susunan Komite Audit Perseroan adalah sebagai berikut:

Composition of the Audit Committee

In accordance with the Company's Charter of the Audit Committee, the Audit Committee shall consist of at least 3 (three) members from the Independent Commissioner(s) or external party(ies) of the Company, of which 1 (one) the Independent Commissioner acts as the chairperson.

On October 6, 2022, the Company has made changes to the composition of the Audit Committee. Information related to changes in the composition of the Audit Committee has been announced in the Company's information disclosure dated October 6, 2022.

The composition of the Company's Audit Committee is as follows:

Nama Name	**Jabatan di Komite Audit** Position in the Audit Committee	**Jabatan Lain di Perseroan** Other Positions in the Company	**Pengangkatan dan Masa Jabatan di Komite Audit** Appointment and Term of Office in the Audit Committee
Robert Arthur Simanjuntak Ph.D.	Ketua Chairperson	Komisaris Independen, Ketua Komite Manajemen Risiko Independent Commissioner, Chairperson of the Risk Management Committee	Pertama kali diangkat berdasarkan keputusan sirkuler Dewan Komisaris Perseroan tanggal 18 Juni 2019 dengan masa jabatan hingga RUPST 2024. First appointed based on the circular resolution of the Company's Board of Commissioners dated June 18, 2019, with a term of office until the AGM 2024.

Nama Name	Jabatan di Komite Audit Position in the Audit Committee	Jabatan Lain di Perseroan Other Positions in the Company	Pengangkatan dan Masa Jabatan di Komite Audit Appointment and Term of Office in the Audit Committee
Drs. Carel Risakotta	Anggota Member	- -	Pertama kali diangkat berdasarkan keputusan sirkuler Dewan Komisaris Perseroan tanggal 18 Juni 2019 dengan masa jabatan hingga RUPST 2024. First appointed based on the circular resolution of the Company's Board of Commissioners dated June 18, 2019, with a term of office until the AGM 2024.
Michell Suharli	Anggota Member	-	Pertama kali diangkat berdasarkan keputusan sirkuler Dewan Komisaris Perseroan tanggal 8 Desember 2021 dengan masa jabatan hingga RUPST 2024. First appointed based on the circular resolution of the Company's Board of Commissioners dated December 8, 2021, with a term of office until the AGM 2024.
Dr. Hendrikus Passagi, S.Sos., S.H, M.H., M.Sc.[1)]	Anggota Member	Komisaris Independen, Anggota Komite Manajemen Risiko Independent Commissioner, Member of the Risk Management Committee	Pertama kali diangkat berdasarkan keputusan sirkuler Dewan Komisaris Perseroan tanggal 6 Oktober 2022 dengan masa jabatan hingga RUPST 2024. First appointed based on the circular resolution of the Company's Board of Commissioners dated October 6, 2022, with a term of office until the AGM 2024.

Keterangan / Notes:
1) Bapak Dr. Hendrikus Passagi, S.Sos., S.H., M.H., M.Sc. diangkat sebagai anggota Komite Audit berdasarkan keputusan sirkuler Dewan Komisaris Perseroan tanggal 6 Oktober 2022
1) Mr. Dr. Hendrikus Passagi, S.Sos., S.H., M.H., M.Sc. was appointed as a member of the Audit Committee based on the circular resolution of the Company's Board of Commissioners dated October 6, 2022

Profil Bapak Robert Arthur Simanjuntak dan Bapak Hendrikus Passagi dapat dilihat pada bagian Profil Perusahaan, sub-bagian Profil Dewan Komisaris.

The profile of Mr. Robert Arthur Simanjuntak and Mr. Hendrikus Passagi can be seen in the Company Profile section, Profile of the Board of Commissioners subsection.



DRS. CAREL RISAKOTTA

Anggota Komite Audit
Member of the Audit Committee

Bapak Carel Risakotta merupakan Warga Negara Indonesia, berusia 73 tahun, dengan domisili di Tangerang. Beliau pertama kali diangkat sebagai anggota Komite Audit sesuai dengan keputusan sirkuler Dewan Komisaris Perseroan tanggal 18 Juni 2019. Masa jabatan sebagai anggota Komite Audit mengikuti masa jabatan Dewan Komisaris Perseroan.

Sebelumnya, beliau menjabat antara lain sebagai Kepala Biro Pembinaan Masyarakat Kepolisian Negara Republik Indonesia, Kepala Kepolisian Daerah Jambi, Direktur Akademik Akademi Kepolisian, Wakil Kepala Kepolisian Daerah Jambi, Wakil Kepala Kepolisian Daerah Kalimantan Tengah, Kepala Biro Pembinaan Operasi Kepolisian Negara Republik Indonesia, Staf Deputi Operasi Kepolisian Negara Republik Indonesia, Kepala Kepolisian Wilayah Banyumas Polda - Jawa Tengah, dan Kepala Pusat Pendidikan Lalu Lintas Polri.

Beliau meraih gelar Sarjana dari Perguruan Tinggi Ilmu Kepolisian Republik Indonesia pada tahun 1986.

Mr. Carel Risakotta is an Indonesian citizen, 73 years old, domiciled in Tangerang. He was first appointed as a member of the Company's Audit Committee based on the circular resolution of the Company's Board of Commissioners dated June 18, 2019. His term of office as a member of the Audit Committee follows the term of office of the Company's Board of Commissioners.

Previously, he had served, among others, as the Head of the Community Development Bureau of Indonesia's National Police, the Chief of Jambi Regional Police, the Academic Director of the Police Academy, the Deputy Chief of Jambi Regional Police, the Deputy Head of Central Kalimantan Regional Police, the Head of Operations Reinforcement Bureau of Indonesia's National Police, Deputy Operations Staff of Indonesia's National Police, the Head of Banyumas Regional Police – Central Java, and the Head of the Indonesian Police Traffic Education Center.

He received his bachelor's degree from Perguruan Tinggi Ilmu Kepolisian Republik Indonesia in 1986.

Bapak Carel Risakotta tidak mempunyai hubungan afiliasi dengan anggota Dewan Komisaris, Direksi, Pemegang Saham Pengendali, ataupun Pemegang Saham Utama Perseroan.

Mr. Carel Risakotta is not affiliated with any member of the Board of Commissioners, any member of the Board of Directors, any of the Controlling Shareholders, or any of the Main Shareholders of the Company.



MICHELL SUHARLI

Anggota Komite Audit
Member of the Audit Committee

Bapak Michell Suharli merupakan seorang Warga Negara Indonesia, berusia 46 tahun, dengan domisili di Jakarta. Beliau pertama kali diangkat sebagai anggota Komite Audit sesuai dengan keputusan sirkuler Dewan Komisaris Perseroan tanggal 8 Desember 2021. Masa jabatan sebagai anggota Komite Audit mengikuti masa jabatan Dewan Komisaris Perseroan.

Mr. Michell Suharli is an Indonesian citizen, 46 years old, domiciled in Jakarta. He was first appointed as member of the Company's Audit Committee based on the circular resolution of the Company's Board of Commissioners dated December 8, 2021. His term of office as a member of the Audit Committee follows the term of office of the Company's Board of Commissioners.

Sejak tahun 2020, beliau juga menjabat sebagai CEO di SW Indonesia. Sebelumnya, beliau pernah menjabat sebagai Deputy Managing Partner di BDO in Indonesia – Audit Firm (2017-2020), Senior Partner di PKF Indonesia (2015-2017), Audit Partner di LEA Global Indonesia (2009-2015), dan Presiden Direktur di Winindo Business Pte Ltd (2002-2009).

Since 2020, he also serves as a CEO at SW Indonesia. Previously, he served as a Deputy Managing Partner at BDO in Indonesia – Audit Firm (2017-2020), Senior Partner at PKF Indonesia (2015-2017), Audit Partner at LEA Global Indonesia (2009-2015), and President Director at Winindo Business Pte Ltd (2002-2009).

Beliau meraih gelar Sarjana Akuntansi dari Universitas Katolik Indonesia Atma Jaya (2000) dan gelar Magister Akuntansi dari Universitas Trisakti (2004).

He received his bachelor's degree in Accounting from Universitas Katolik Indonesia Atma Jaya (2000) and his master's degree in Accounting from Universitas Trisakti (2004).

Bapak Michell Suharli tidak mempunyai hubungan afiliasi dengan anggota Dewan Komisaris, Direksi, Pemegang Saham Pengendali, ataupun Pemegang Saham Utama Perseroan.

Mr. Michell Suharli is not affiliated with any member of the Board of Commissioners, any member of the Board of Directors, any of the Controlling Shareholders, or any of the Main Shareholders of the Company.

Independensi Komite Audit

Setiap anggota Komite Audit Perseroan adalah pihak independen yang telah memenuhi persyaratan umum untuk diangkat sebagai anggota Komite Audit dan telah memberikan pernyataan independensi kembali pada tanggal 27 Januari 2022.

Independency of the Audit Committee

Each member of the Company's Audit Committee is an independent party who has met the general requirements to be appointed as a member of the Audit Committee and has re-declared his/her independency statement on January 27, 2022.

Pelaksanaan Tugas Komite Audit pada Tahun 2022

Komite Audit telah melaksanakan tugasnya sesuai dengan Piagam Komite Audit.

Pelaksanaan tugas oleh Komite Audit selama tahun 2022, antara lain sebagai berikut:

Implementation of Duties of the Audit Committee in 2022

The Audit Committee has carried out its duties in accordance with the Charter of the Audit Committee.

Duties performed by the Audit Committee in 2022, among others, were as follows:

Tugas Duties	Pelaksanaan Tugas Tahun 2022 Implementation of Duties in 2022
Menelaah laporan keuangan Review the financial statements	• Melakukan penelaahan laporan keuangan konsolidasian Perseroan untuk periode yang berakhir pada 31 Desember 2021 yang telah diaudit oleh AP • Melakukan penelaahan laporan keuangan interim konsolidasian yang tidak diaudit untuk periode yang berakhir pada tanggal 31 Maret 2022 • Melakukan penelaahan laporan keuangan interim konsolidasian untuk periode yang berakhir pada tanggal 30 Juni 2022 yang telah ditelaah secara terbatas oleh AP • Reviewed the Company's consolidated financial statements for the period ended December 31, 2021, which had been audited by AP • Reviewed the consolidated interim unaudited financial statements for the periods ended March 31, 2022 • Reviewed the consolidated interim financial statements for the periods ended June 30, 2022, which had been limitedly reviewed by AP
Menelaah kinerja AP Review the performance of AP	• Menelaah kinerja audit AP Ibu Maria Leckzinska dari KAP Mirawati Sensi Idris atas pelaksanaan jasa audit untuk laporan keuangan Perseroan tahun 2021 • Merekomendasikan AP Ibu Maria Leckzinska dan KAP Mirawati Sensi Idris kepada Dewan Komisaris untuk memberikan jasa audit atas laporan keuangan Perseroan tahun buku 2022 • Reviewed the performance of Mrs. Maria Leckzinska, an AP of KAP Mirawati Sensi Idris, for the provision of audit services for the Company's financial statements for the financial year 2021 • Recommended Mrs. Maria Leckzinska, an AP of KAP Mirawati Sensi Idris, to the Board of Commissioners to provide audit services for the Company's financial statements for the financial year 2022
Menelaah efektivitas sistem pengendalian internal dan manajemen risiko Review the effectiveness of the internal control and risk management systems	• Membahas program kerja tahunan untuk audit internal dan manajemen risiko • Membahas temuan audit dari Unit Audit Internal • Melakukan penelaahan sistem pelaporan pelanggaran • Melakukan penelaahan terhadap implementasi SOP • Menyetujui rencana perbaikan penerapan manajemen risiko • Discussed the annual work plan for internal audit and risk management • Discussed audit findings raised by Internal Audit Unit • Reviewed the whistleblowing system • Reviewed the implementation of SOPs • Approved the plan to improve the implementation of risk management
Menelaah efektivitas sistem pengendalian internal dan manajemen risiko Review the effectiveness of the internal control and risk management systems	• Membahas program kerja tahunan untuk audit internal dan manajemen risiko • Membahas temuan audit dari Unit Audit Internal • Melakukan penelaahan sistem pelaporan pelanggaran • Melakukan penelaahan terhadap implementasi SOP • Menyetujui rencana perbaikan penerapan manajemen risiko • Discussed the annual work plan for internal audit and risk management • Discussed audit findings raised by Internal Audit Unit • Reviewed the whistleblowing system • Reviewed the implementation of SOPs • Approved the plan to improve the implementation of risk management
Menelaah kepatuhan Perseroan terhadap peraturan perundangan-undangan Review the Company's compliance with prevailing laws and regulations	• Melakukan pemeriksaan acak atas pemenuhan kepatuhan Perseroan terhadap peraturan perundang-undangan yang berlaku • Conducted random checking of the Company's compliance with the prevailing laws and regulations
Mengidentifikasi isu dan risiko yang memerlukan perhatian khusus Identify issues and risks that require special attention	N/A[1)]
Menangani dan menindaklanjuti pengaduan pihak auditor internal dan eksternal Handle, review, and follow up on complaints from internal and external auditors	N/A[2)]
Melaksanakan tugas audit dan penelaahan khusus yang diberikan oleh Dewan Komisaris Perform special audit and special review duties assigned by the Board of Commissioners	N/A[3)]

Keterangan / Notes:
1) Selama tahun 2022, Perseroan tidak memiliki isu dan risiko yang memerlukan perhatian khusus.
2) Selama tahun 2022, Perseroan tidak menerima pengaduan dari pihak auditor internal maupun eksternal.
3) Selama tahun 2022, Komite Audit Perseroan tidak menerima tugas audit khusus dan penelaahan khusus dari Dewan Komisaris.
1) In 2022, the Company did not encounter any issues and risks that required special attention.
2) In 2022, the Company did not receive any complaints from internal or external auditors.
3) In 2022, the Audit Committee did not receive any assignment of the special audit and special review from the Board of Commissioners.

Komite Audit melaksanakan fungsi Komite Manajemen Risiko sampai dengan terbentuknya Komite Manajemen Risiko pada tanggal 6 Oktober 2022.

The Audit Committee carries out the functions of the Risk Management Committee until the establishment of the Risk Management Committee on 6 October 2022.

Peningkatan Kompetensi bagi Anggota Komite Audit

Untuk mendukung peningkatan kompetensi anggota Komite Audit, Perseroan mendorong setiap anggota Komite Audit Perseroan untuk mengikuti program pelatihan sekurang-kurangnya satu kali dalam setahun, dengan minimal jam pelatihan selama 12 (dua belas) jam.

Pada tahun 2022, masing-masing anggota Komite Audit Perseroan telah mengikuti lokakarya/pelatihan/seminar, sebagaimana dapat dilihat pada tabel berikut:

Competency Development for Members of the Audit Committee

To elevate the competence of members of the Audit Committee, the Company encourages each member of its Audit Committee to participate in a training program at least once a year, with a minimum training hour requirement of 12 (twelve) hours.

In 2022, each member of the Company's Audit Committee has attended workshop/training/seminar, as can be seen in the following table:

Nama & Jabatan Name & Position	Lokakarya/Pelatihan/Seminar Workshop/Training/Seminar	Tempat, Tanggal Place, Date	Penyelenggara Organizer
Robert Arthur Simanjuntak, Ph.D. • Komisaris Independen • Ketua Komite Audit • Ketua Komite Manajemen Risiko • Independent Commissioner • Chairperson of the Audit Committee • Chairperson of the Risk Management Committee	Lokakarya/pelatihan/seminar yang telah diikuti oleh Bapak Robert Arthur Simanjuntak dapat dilihat pada bagian Governansi Korporat, sub-bagian Dewan Komisaris Workshop/training/seminar attended by Mr. Robert Arthur Simanjuntak can be seen on the Corporate Governance section, Board of Commissioners subsection.		
Drs. Carel Risakotta • Anggota Komite Audit • Member of the Audit Committee	Introduction to Private M&A, Acquisition Finance, Debt Capital Markets Offerings, Venture Capital, Asset & Infrastructure Finance and Project Bonds, and Margin Lending & Alternative Financing Investment	Jakarta, May 18, 2022	Latham & Watkins LLP - Singapore, Perseroan
	LED-5 Audit Committee Essentials	Jakarta, Oct 12, 2022	Singapore Institute of Directors
Michell Suharli • Anggota Komite Audit • Member of the Audit Committee	The 13th IICD CG Conference 2022: Sustainability Governance for Long-Term Value Creation	Jakarta, May 19, 2022	Indonesian Institute for Corporate Director
	LED-5 Audit Committee Essentials	Jakarta, Jul 19, 2022	Singapore Institute of Directors
	Transisi Energi untuk Nol Emisi 2060: - Landscape Industri Menuju NZE - Inisiatif Industri Dalam Implementasi Energi Hijau	Jakarta, Oct 20, 2022	Tempo
Dr. Hendrikus Passagi, S.Sos., S.H, M.H., M.Sc.[1)] • Komisaris Independen • Anggota Komite Audit • Anggota Komite Manajemen Risiko • Independent Commissioner • Member of the Audit Committee • Member of the Risk Management Committee	Lokakarya/pelatihan/seminar yang telah diikuti oleh Bapak Hendrikus Passagi dapat dilihat pada bagian Governansi Korporat, sub-bagian Dewan Komisaris Workshop/training/seminar attended by Mr. Hendrikus Passagi can be seen in the Corporate Governance section, Board of Commissioners subsection.		

Keterangan / Notes:
1) Bapak Dr. Hendrikus Passagi, S.Sos., S.H., M.H., M.Sc. diangkat sebagai anggota Komite Audit berdasarkan keputusan sirkuler Dewan Komisaris Perseroan tanggal 6 Oktober 2022
1) Mr. Dr. Hendrikus Passagi, S.Sos., S.H., M.H., M.Sc. was appointed as a member of the Audit Committee based on the circular resolution of the Company's Board of Commissioners dated October 6, 2022

Rapat Komite Audit

Rapat Komite Audit diselenggarakan secara berkala sekurang-kurangnya 1 (satu) kali dalam 3 (tiga) bulan. Rapat dapat diselenggarakan apabila dihadiri lebih dari 1/2 (satu per dua) jumlah anggota Komite Audit.

Keputusan rapat Komite Audit diambil atas dasar musyawarah untuk mencapai mufakat. Dalam hal musyawarah untuk mufakat tidak tercapai, maka pengambilan keputusan dilakukan berdasarkan suara terbanyak. Risalah rapat disampaikan secara tertulis kepada Dewan Komisaris.

Selama tahun 2022, Komite Audit telah melaksanakan 8 (delapan) kali rapat, termasuk rapat dengan Dewan Komisaris, AP, dan kepala Unit Audit Internal. Tingkat kehadiran rapat Komite Audit pada tahun 2022 secara rata-rata adalah 94%.

Meetings of the Audit Committee

The Audit Committee shall convene a meeting on a periodical basis at least once every 3 (three) months. Meetings will be held if attended by more than 1/2 (one-half) of the total members of the Audit Committee.

The resolution of the Audit Committee meeting shall be taken based on deliberation to reach a consensus. In the event deliberation for consensus is not achieved, the resolution shall be made based on the majority vote. Minutes of meetings are submitted in writing to the Board of Commissioners.

In 2022, the Audit Committee held 8 (eight) meetings, including meetings with the Board of Commissioners, AP, and the head of the Internal Audit Unit. The average attendance rate of the Audit Committee meetings held in 2022 was 94%.

Ringkasan rapat Komite Audit pada tahun 2022 adalah sebagai berikut:

The summary of the meetings of the Audit Committee in 2022 is as follows:

Tanggal Date	Pembahasan Rapat Meeting Agenda	Pelaksanaan Execution	Kehadiran Attendance						% Kehadiran % of Attendance
			Komite Audit Audit Committee				Unit Audit Internal Internal Audit Unit		
			RAS[1)]	MS	CR	HP[1)]	CP[2)]	MAS[2)]	
27 Jan	• Menyetujui laporan kegiatan Unit Audit Internal dan Unit Manajemen Risiko Q4-2021 • Menyetujui rencana kerja 2022 • Approved the Internal Audit Unit and Risk Management Unit activity report for Q4-2021 • Approved the work plan for 2022	Sudah dilaksanakan Executed	✓	✓	✓	N/A	✓	N/A	100%
24 Feb	• Menyetujui rencana penugasan Unit Manajemen Risiko tahun 2022 • Approved the 2022 Risk Management Unit assignment plan	Sudah dilaksanakan Executed	✓	✓	✓	N/A	✓	N/A	100%
4 Mar	• Menunjuk AP Maria Leckzinska dari KAP Mirawati Sensi Indris • Menyetujui draft Laporan Tahunan 2021 • Merekomendasikan Laporan Keuangan Konsolidasian 2021 untuk disetujui Dewan Komisaris • Appointed Maria Leckzinska, an AP of KAP Mirawati Sensi Idris • Approved the Annual Report 2021 draft • Proposed the Consolidated Financial Statements of the year 2021 for the Board of Commissioners' approval	Sudah dilaksanakan Executed	✓	-	✓	N/A	✓	N/A	75%
21 Apr	• Menyetujui laporan kegiatan Unit Audit Internal dan Unit Manajemen Risiko Q1-2022 • Approved the Internal Audit Unit and Risk Management Unit activity report for Q1-2022	Sudah dilaksanakan Executed	✓	✓	✓	N/A	✓	N/A	100%
27 May	• Merekomendasikan Laporan Keuangan Konsolidasian Interim Q1-2022 untuk disetujui Dewan Komisaris • Proposed the Interim Consolidated Financial Statements of Q1-2022 for the Board of Commissioners' approval	Sudah dilaksanakan Executed	✓	✓	✓	N/A	✓	N/A	100%

Tanggal Date	Pembahasan Rapat Meeting Agenda	Pelaksanaan Execution	Kehadiran Attendance						% Kehadiran % of Attendance
			Komite Audit Audit Committee				Unit Audit Internal Internal Audit Unit		
			RAS[1]	MS	CR	HP[1]	CP[2]	MAS[2]	
30 Jun	• Menyetujui laporan kegiatan Unit Audit Internal dan Unit Manajemen Risiko Q2-2022 • Approved the Internal Audit Unit and Risk Management Unit activity report for Q2-2022	Sudah dilaksanakan Executed	✓	✓	-	N/A	✓	N/A	75%
29 Jul	• Menyetujui laporan kegiatan Unit Audit Internal dan Unit Manajemen Risiko Q2-2022 (lanjutan) • Approved the Internal Audit Unit and Risk Management Unit activity report for Q2-2022 (continued)	Sudah dilaksanakan Executed	✓	✓	✓	N/A	✓	N/A	100%
29 Sep	• Menyetujui Kebijakan Manajemen Risiko Perseroan • Approved the Company's Risk Management Policy	Sudah dilaksanakan Executed	✓	✓	✓	N/A	✓	N/A	100%
		Kehadiran / Attendance	8/8	7/8	7/8	N/A	8/8	N/A	94%
		% kehadiran / % of attendance	100%	88%	88%	N/A	100%	N/A	

Keterangan / Notes:
- RAS : Robert Arthur Simanjuntak, Ph.D.
- MS : Michell Suharli
- CR : Drs. Carel Risakotta
- HP : Dr. Hendrikus Passagi, S.Sos., S.H, M.H., M.Sc.
- CP : Citra Dirawati Pohan
- MAS : Mona Angelique Susanto

[1] Merangkap sebagai anggota Dewan Komisaris
[2] Ibu Mona Angelique Susanto diangkat sebagai kepala Unit Audit Internal menggantikan Ibu Citra Dirawati Pohan berdasarkan Keputusan Sirkuler Direksi Perseroan tanggal 16 Desember 2022
[1] Concurrently serves as a member of the Board of Commissioners
[2] Ms. Mona Angelique Susanto was appointed as head of Internal Audit Unit to replace Mrs. Citra Dirawati Pohan based on the Circular Resolution of the Company's Board of Directors dated December 16, 2022

Komite Manajemen Risiko

Risk Management Committee

Komite Manajemen Risiko dibentuk oleh dan bertanggung jawab kepada Dewan Komisaris, yang bertugas membantu Dewan Komisaris dalam memantau efektivitas kebijakan manajemen risiko, pengendalian internal, dan tindakan mitigasi yang diambil oleh Perseroan.

Komite Manajemen Risiko bekerja secara kolektif dan independen dalam melaksanakan tugasnya.

Komite Manajemen Risiko dapat bekerja sama dengan unit-unit lain di dalam Perseroan, dan dengan persetujuan Dewan Komisaris dan atas biaya Perseroan dapat mempekerjakan tenaga ahli dan/atau konsultan, untuk bidang dimana Unit Manajemen Risiko belum memiliki keahlian untuk membantu Komite Manajemen Risiko.

The Risk Management Committee is established by and accountable to the Board of Commissioners with responsibilities to assist the Board of Commissioners in monitoring the effectiveness of risk management policies, internal control, and mitigation actions taken by the Company.

The Risk Management Committee works collectively and independently in carrying out its duties.

The Risk Management Committee may cooperate with other units within the Company, and with approval of the Board of Commissioners and at the expense of the Company may employ experts and/or consultants, for areas where the Risk Management Unit has no expertise to assist the Risk Management Committee.

Perseroan membentuk Komite Manajemen Risiko pada tanggal 6 Oktober 2022. Informasi terkait pembentukan Komite Manajemen Risiko ini telah diumumkan dalam keterbukaan informasi Perseroan tanggal 10 Oktober 2022.

The Company established a Risk Management Committee on October 6, 2022. Information related to the establishment of this Risk Management Committee has been announced in the Company's information disclosure on October 10, 2022.

Tugas, Wewenang, dan Tanggung Jawab Komite Manajemen Risiko

Tugas, wewenang, dan tanggung jawab Komite Manajemen Risiko diatur di dalam Piagam Komite Manajemen Risiko Perseroan.

Tugas

Komite Manajemen Risiko memiliki tugas antara lain sebagai berikut:

- menelaah Piagam Komite Manajemen Risiko sesuai dengan kebutuhan dan mengusulkan perubahannya untuk persetujuan Dewan Komisaris
- menelaah kebijakan manajemen risiko Perseroan
- memantau kesesuaian antara prinsip-prinsip/kebijakan serta pelaksanaan manajemen risiko Perseroan
- menelaah aktivitas, struktur organisasi, dan kualifikasi personel Unit Manajemen Risiko untuk memastikan bahwa Unit Manajemen Risiko dapat bekerja secara independen, efektif, objektif, dan memiliki sumber daya yang memadai, untuk melaksanakan fungsi sesuai dengan standar yang berlaku
- menelaah dan memberikan saran/masukan atas program kerja manajemen risiko tahunan yang disusun oleh Unit Manajemen Risiko
- mengadakan pertemuan secara rutin dengan Unit Manajemen Risiko untuk membahas temuan-temuan manajemen risiko dan/atau tindak lanjut yang dilakukan oleh Direksi atas temuan tersebut
- memastikan bahwa Perseroan beroperasi dalam tingkat toleransi risiko yang wajar
- memberikan rekomendasi perbaikan atas proses identifikasi dan penanganan risiko serta mitigasi risiko Perseroan
- melaksanakan tugas-tugas pengawasan lain sesuai dengan permintaan Dewan Komisaris dan peraturan perundang-undangan yang berlaku

Wewenang

Wewenang Komite Manajemen Risiko, antara lain sebagai berikut:

- mengakses dokumen, data, dan informasi Perseroan tentang karyawan, dana, aset, dan sumber daya Perseroan lainnya yang diperlukan berkaitan dengan pelaksanaan tugasnya
- berkomunikasi langsung dengan karyawan, termasuk Direksi dan pihak yang menjalankan fungsi pengendalian internal dan manajemen risiko terkait dengan tugas dan tanggung jawab Komite Manajemen Risiko
- memberikan rekomendasi perbaikan kinerja dan pengawasan kepada manajemen berdasarkan laporan Unit Manajemen Risiko
- jika diperlukan, dapat melibatkan pihak independen di luar anggota Komite Manajemen Risiko yang diperlukan untuk membantu pelaksanaan tugasnya dengan persetujuan tertulis Dewan Komisaris dan atas biaya Perseroan
- melakukan kewenangan lain yang diberikan oleh Dewan Komisaris dan peraturan perundang-undangan yang berlaku

Duties, Authorities, and Responsibilities of the Risk Management Committee

Duties, authorities, and responsibilities of the Risk Management Committee are stipulated in the Company's Charter of the Risk Management Committee.

Duties

The Risk Management Committee has, among others, the duty to:

- review the Charter of the Risk Management Committee as necessary and propose updates to the Board of Commissioners for approval
- review the Company's risk management policies
- monitor the conformity between the principles/policies and the implementation of the Company's risk management
- review the activities, organizational structure, and qualifications of the Risk Management Unit personnel to ensure that the Risk Management Unit may work independently, effectively, objectively, and has adequate resources, to carry out its functions in accordance with applicable standards
- review and provide advice/input on the annual risk management work program prepared by the Risk Management Unit
- hold regular meetings with the Risk Management Unit to discuss the findings of risk management and/or follow-up actions taken by the Board of Directors on these findings
- ensure that the Company operates within a reasonable level of risk tolerance
- provide recommendations for improvement of the risk identification and handling process as well as the Company's risk mitigation
- carry out other supervisory duties as requested by the Board of Commissioners and the prevailing laws and regulations

Authorities

Authorities of the Risk Management Committee, include the following:

- access the Company's documents, data, and information regarding the employees, funds, assets, and other resources relating to the execution of its duties
- communicate directly with the employees, including the Board of Directors and those who perform the functions of internal control and risk management regarding matters related to duties and responsibilities of the Risk Management Committee
- provide recommendations for the improvement of performance and supervision to management, based on reports from the Risk Management Unit
- if necessary, may involve an independent party outside the Risk Management Committee which is required to assist in the execution of the required duties with the written approval from the Board of Commissioners and at the expense of the Company
- perform other authorities given by the Board of Commissioners and the prevailing laws and regulations

Tanggung Jawab
Komite Manajemen Risiko bertanggung jawab kepada Dewan Komisaris dan wajib bertindak secara independen dalam melaksanakan tugas dan tanggung jawabnya.

Responsibilities
The Risk Management Committee is responsible to the Board of Commissioners and must act independently in carrying out its duties and responsibilities.

Piagam Komite Manajemen Risiko

Piagam Komite Manajemen Risiko adalah pedoman bagi setiap anggota Komite Manajemen Risiko untuk melaksanakan tugas dan tanggung jawabnya dalam membantu pelaksanaan fungsi pengawasan Dewan Komisaris secara independen, efisien, dan efektif.

Piagam Komite Manajemen Risiko Perseroan diterbitkan pada tanggal 27 Oktober 2022, segera setelah pembentukan Komite Manajemen Risiko Perseroan.

Piagam Komite Manajemen Risiko memuat hal-hal sebagai berikut:

- Landasan Hukum
- Nilai dan Etika
- Komposisi dan Kriteria
- Pengangkatan, Pemberhentian, dan Masa Jabatan
- Program Orientasi dan Pelatihan
- Tugas dan Tanggung Jawab
- Rapat
- Penilaian Kinerja
- Pelaporan
- Kerahasiaan
- Larangan
- Sanksi

Piagam Komite Manajemen Risiko telah dipublikasikan di situs web Perseroan. Perseroan melakukan peninjauan atas Piagam Komite Manajemen Risiko secara berkala.

Charter of the Risk Management Committee

The Charter of the Risk Management Committee is a guideline for members of the Risk Management Committee to carry out their duties and responsibilities in assisting the implementation of the supervisory function of the Board of Commissioners independently, efficiently, and effectively.

The Company's Risk Management Committee Charter was issued on October 27, 2022, immediately after the establishment of the Company's Risk Management Committee.

The Charter of the Risk Management Committee covers the following items:

- Legal Basis
- Values and Ethics
- Composition and Criteria
- Appointment, Dismissal, and Term of Office
- Orientation and Training Programs
- Duties and Responsibilities
- Meetings
- Performance Appraisal
- Reporting
- Confidentiality
- Prohibitions
- Sanctions

The Charter of the Risk Management Committee is available on the Company’s website. It is regularly reviewed by the Company.

Perseroan dalam Piagam Komite Manajemen Risiko menetapkan persyaratan umum keanggotaan Komite Manajemen Risiko Perseroan, antara lain sebagai berikut:

- ketentuan Komisaris Independen wajib memenuhi persyaratan sebagaimana diatur dalam POJK No. 33/POJK.04/2014 tentang Direksi dan Dewan Komisaris Emiten atau Perusahaan Publik
- bukan merupakan orang yang bekerja atau mempunyai wewenang dan tanggung jawab untuk merencanakan, memimpin dan mengendalikan kegiatan Perseroan
- tidak mempunyai saham baik secara langsung maupun tidak langsung pada Perseroan
- tidak mempunyai hubungan berelasi, sebagaimana dimaksud dalam Pasal 1 angka 1 Undang-Undang No. 8 tahun 1995 tentang Pasar Modal mengenai pengertian afiliasi dengan Perseroan, anggota Dewan Komisaris, anggota Direksi, atau Pemegang Saham Utama Perseroan
- tidak mempunyai hubungan usaha baik langsung maupun tidak langsung yang berkaitan dengan kegiatan usaha Perseroan
- memiliki integritas tinggi, kemampuan, pengetahuan, dan pengalaman yang sesuai dengan bidang pekerjaannya
- memiliki kemampuan komunikasi, kerjasama, serta komitmen untuk melaksanakan tugas dan tanggung jawabnya
- mematuhi Kode Etik Perseroan

The Company, in its Charter of the Risk Management Committee, has established general requirements for each of its Risk Management Committee members, among others, as follows:

- the provisions of the Independent Commissioner must meet the requirements as stipulated in the POJK No. 33/POJK.04/2014 on the Board of Directors and Board of Commissioners of Issuers or Public Companies
- not a person who works or has the authority and responsibility for planning, and directing the activities of the Company
- does not own shares either directly or indirectly in the Company
- does not have a related relationship as referred to in Article 1 point 1 of Law No. 8 of 1995 on the Capital Market regarding the definition of affiliation with the Company, members of the Board of Commissioners, members of the Board of Directors, or Main Shareholders of the Company
- does not have a business relationship, either directly or indirectly related to the Company's business activities
- possess high integrity, ability, knowledge, and experience in accordance with his/her field of work
- possess communication skills, cooperation, and commitment to carry out their duties and responsibilities
- comply with the Company's Code of Conduct

Pengangkatan, Pemberhentian, dan Masa Jabatan Komite Manajemen Risiko

Anggota Komite Manajemen Risiko diangkat dan diberhentikan oleh Dewan Komisaris.

Keanggotaan Komite Manajemen Risiko berakhir dalam hal masa jabatan anggota Komite Manajemen Risiko berakhir dan tidak diangkat kembali oleh Dewan Komisaris, anggota Komite Manajemen Risiko tersebut mengundurkan diri, meninggal dunia, diberhentikan oleh Dewan Komisaris, atau tidak memenuhi persyaratan perundang-undangan yang berlaku.

Masa jabatan Komite Manajemen Risiko adalah sesuai dengan masa jabatan Dewan Komisaris, dan dapat dipilih kembali berdasarkan keputusan sirkuler rapat Dewan Komisaris.

Tata cara pengangkatan, penggantian, pemberhentian, atau pengunduran diri anggota Komite Manajemen Risiko Perseroan dilakukan sesuai dengan Piagam Komite Manajemen Risiko Perseroan.

Appointment, Dismissal, and Term of Office of the Risk Management Committee

Members of the Risk Management Committee are appointed and dismissed by the Board of Commissioners.

The term of office of a member of the Risk Management Committee shall terminate in the event that the term of office of a member of the Risk Management Committee ends and he/she is not reappointed by the Board of Commissioners, he/she resigns, passes away, is dismissed by the Board of Commissioners, or does not fulfill the requirements of the applicable laws and regulations.

The term of office of the Risk Management Committee is in accordance with the term of office of the Board of Commissioners based on the circular resolution of the Company's Board of Commissioners.

Procedures for the appointment, replacement, dismissal, or resignation of members of the Company's Risk Management Committee are performed in accordance with the Charter of the Risk Management Committee of the Company.

Susunan Komite Manajemen Risiko

Sesuai dengan Piagam Komite Manajemen Risiko Perseroan, Komite Manajemen Risiko terdiri dari sekurang-kurangnya 2 (dua) orang anggota yang berasal dari Komisaris Independen atau pihak luar Perseroan, dimana 1 (satu) orang Komisaris Independen bertindak sebagai ketua.

Susunan Komite Manajemen Risiko Perseroan adalah sebagai berikut:

Composition of the Risk Management Committee

In accordance with the Company's Charter of the Risk Management Committee, the Risk Management Committee shall consist of at least 2 (two) members from Independent Commissioner(s) or external party(ies) of the Company, of which 1 (one) Independent Commissioner acts as the chairperson.

The composition of the Company's Risk Management Committee is as follows:

Nama Name	**Jabatan di Komite Manajemen Risiko** Position in the Risk Management Committee	**Jabatan Lain di Perseroan** Other Positions inthe Company	**Pengangkatan dan Masa Jabatan di Komite Manajemen Risiko** Appointment and Term of Office in the Risk Management Committee
Robert Arthur Simanjuntak Ph.D.	Ketua Chairperson	Komisaris Independen, Ketua Komite Audit Independent Commissioner, Chairperson of the Audit Committee	Pertama kali diangkat berdasarkan keputusan sirkuler Dewan Komisaris Perseroan tanggal 6 Oktober 2022 dengan masa jabatan hingga RUPST 2024. First appointed based on the circular resolution of the Company's Board of Commissioners dated October 6, 2022, with a term of office until the AGM 2024.
Dr. Ir. Andy Noorsaman Sommeng, DEA	Anggota Member	- -	Pertama kali diangkat berdasarkan keputusan sirkuler Dewan Komisaris Perseroan tanggal 6 Oktober 2022 dengan masa jabatan hingga RUPST 2024. First appointed based on the circular resolution of the Company's Board of Commissioners dated October 6, 2022, with a term of office until the AGM 2024.
Dr. Hendrikus Passagi, S.Sos., S.H, M.H., M.Sc.	Anggota Member	Komisaris Independen, Anggota Komite Audit Independent Commissioner, Member of the Audit Committee	Pertama kali diangkat berdasarkan keputusan sirkuler Dewan Komisaris Perseroan tanggal 6 Oktober 2022 dengan masa jabatan hingga RUPST 2024. First appointed based on the circular resolution of the Company's Board of Commissioners dated October 6, 2022, with a term of office until the AGM 2024.

Profil Bapak Robert Arthur Simanjuntak dan Bapak Hendrikus Passagi dapat dilihat pada bagian Profil Perusahaan, sub-bagian Profil Dewan Komisaris.

The profile of Mr. Robert Arthur Simanjuntak and Mr. Hendrikus Passagi can be seen in the Company Profile section, Profile of the Board of Commissioners subsection.

Adapun profil Bapak Andy Noorsaman Sommeng adalah sebagai berikut:

DR. IR. ANDY NOORSAMAN SOMMENG, DEA

Anggota Komite Manajemen Risiko
Member of the Risk Management Committee

Bapak Andy Noorsaman Sommeng merupakan Warga Negara Indonesia, berusia 64 tahun, dengan domisili di Bogor. Beliau pertama kali diangkat sebagai anggota Komite Manajemen Risiko sesuai dengan Keputusan Sirkuler Dewan Komisaris Perseroan tanggal 6 Oktober 2022. Masa jabatan beliau sebagai anggota Komite Manajemen Risiko mengikuti masa jabatan Dewan Komisaris Perseroan.

Sebelumnya, beliau menjabat antara lain sebagai anggota Dewan Pakar Masyarakat Energi Baru dan Terbarukan Indonesia (sejak 2022), anggota Dewan Pengawas Masyarakat Ketenagalistrikan Indonesia (sejak 2020), Dosen di Fakultas Teknik, Universitas Indonesia (sejak 1986), Komisaris Independen Perseroan (2019-2022), Komisaris PLN (2017-2019), Direktur Jenderal Ketenagalistrikan ESDM (2017-2019), Komisaris PT Pertamina Power Indonesia (2017-2018), Kepala BPH Migas (2012-2017), Komisaris Independen PT Badak LNG (2014-2016), Direktur Jenderal Hak Kekayaan Intelektual (HKI) Kemenkumham (2007-2010), dan Direktur Teknologi Informasi Direktorat Jenderal HKI (2001-2007).

Beliau meraih gelar Sarjana Teknik dari Universitas Indonesia (1984), Gelar Master Teknik Kimia dan Komputer dari University of Compiègne (1989), Gelar Doktor Teknik Kimia dan Komputer dari École Centrale Paris (1993), dan Gelar Profesi Insinyur Profesional Utama (2020).

Bapak Andy Noorsaman Sommeng tidak mempunyai hubungan afiliasi dengan anggota Dewan Komisaris, Direksi, Pemegang Saham Pengendali, ataupun Pemegang Saham Utama Perseroan.

Independensi Komite Manajemen Risiko

Setiap anggota Komite Manajemen Risiko Perseroan adalah pihak independen yang telah memenuhi persyaratan umum untuk diangkat sebagai anggota Komite Audit yang melaksanakan fungsi komite manajemen risiko dan telah memberikan pernyataan independensi pada tanggal 27 Januari 2022.

Sementara itu, untuk anggota Komite Manajemen Risiko yang baru bergabung saat dibentuknya Komite Manajemen Risiko memberikan pernyataan independensi pada tanggal 28 September 2022.

The profile of Mr. Andy Noorsaman Sommeng is as follows:



Mr. Andy Noorsaman Sommeng is an Indonesian citizen, 64 years old, domiciled in Bogor. He was first appointed as member of the Company's Risk Management Committee based on the Circular Resolution of the Company's Board of Commissioners dated October 6, 2022. His term of office as a member of the Risk Management Committee follows the term of office of the Company's Board of Commissioners.

Previously, he had served, among others, as member of the Supervisory Board of the Indonesian Electricity Society (since 2020), Lecturer in the Faculty of Engineering, Universitas Indonesia (since 1986), Independent Commissioner of the Company (2019-2022), Commissioner of PLN (2017-2019), Director General of Electricity, ESDM (2017-2019), Commissioner of PT Pertamina Power Indonesia (2017-2018), Chairman of BPH Migas (2012-2017), Independent Commissioner of PT Badak LNG (2014-2016), Director General of Intellectual Property Rights (HKI) Ministry of Law and Human Rights (2007-2010), and Director of Information Technology Directorate General of HKI (2001-2007).

He received his Bachelor's Degree from Universitas Indonesia (1984), Master's Degree in Chemical and Computer Engineering from the University of Compiègne (1989), Doctoral Degree in Chemical and Computer Engineering from École Centrale Paris (1993), and Professional Degrees in Principal Professional Engineer (2020)

Mr. Andy Noorsaman Sommeng is not affiliated with any member of the Board of Commissioners, any member of the Board of Directors, the Controlling Shareholder, or the Main Shareholder of the Company.

Independency of the Risk Management Committee

Each member of the Company's Risk Management Committee is an independent party who has met the general requirements to be appointed as a member of the Risk Management Committee and has declared his/her independency statement on January 27, 2022.

Meanwhile, members of the Risk Management Committee who joined when the Risk Management Committee was established gave a statement of independence on 28 September 2022.

Pelaksanaan Tugas Komite Manajemen Risiko pada Tahun 2022

Fungsi Komite Manajemen Risiko dilakukan oleh Komite Audit sebelum Komite Manajemen Risiko dibentuk.

Pelaksanaan tugas oleh Komite Manajemen Risiko selama tahun 2022, antara lain sebagai berikut:

Implementation of Duties of the Risk Management Committee in 2022

The implementation of risk management duties and responsibilities was carried out by the Audit Committee before the Risk Management Committee was established.

Duties performed by the Risk Management Committee during 2022, among others, were as follows:

Tugas Duties	Pelaksanaan Tugas Tahun 2022 Implementation of Duties in 2022
Penelaahan Review	• menelaah dan menyetujui isi PIagam Komite Manajemen Risiko • reviewed and approved the content of the Charter of the Risk Management Committee

Keterangan / Notes:
Pemantauan efektivitas kebijakan manajemen risiko, pengendalian internal, dan tindakan mitigasi yang diambil oleh Perseroan tahun 2022 dilakukan oleh Komite Audit Perseroan, karena Komite Manajemen Risiko Perseroan baru dibentuk pada tanggal 6 Oktober 2022.
Monitoring of the effectiveness of risk management policies, internal controls, and mitigation measures taken by the Company in 2022 was carried out by the Company's Audit Committee, as the Company's Risk Management Committee was established on October 6, 2022.

Peningkatan Kompetensi bagi Anggota Komite Manajemen Risiko

Untuk mendukung peningkatan kompetensi anggota Komite Manajemen Risiko, Perseroan mendorong setiap anggota Komite Manajemen Risiko Perseroan untuk mengikuti program pelatihan sekurang-kurangnya 1 (satu) kali dalam setahun, dengan minimal jam pelatihan selama 12 (dua belas) jam.

Pada tahun 2022, masing-masing anggota Komite Manajemen Risiko Perseroan telah mengikuti lokakarya/pelatihan/seminar, sebagaimana dapat dilihat pada tabel berikut:

Competency Development for Members of the Risk Management Committee

To elevate the competence of members of the Risk Management Committee, the Company encourages each member of its Risk Management Committee to participate in a training program at least once a year, with a minimum training hour requirement of 12 (twelve) hours.

In 2022, each member of the Company's Risk Management Committee has attended workshop/training/seminar, as can be seen in the following table:

Nama & Jabatan Name & Position	Lokakarya/Pelatihan/Seminar Workshop/Training/Seminar	Tempat, Tanggal Place, Date	Penyelenggara Organizer
Robert Arthur Simanjuntak, Ph.D. • Komisaris Independen • Ketua Komite Audit • Ketua Komite Manajemen Risiko • Independent Commissioner • Chairperson of the Audit Committee • Chairperson of the Risk Management Committee	Lokakarya/pelatihan/seminar yang telah diikuti oleh Bapak Robert Arthur Simanjuntak dapat dilihat pada bagian Governansi Korporat, sub-bagian Dewan Komisaris Workshop/training/seminar attended by Mr. Robert Arthur Simanjuntak can be seen in the Corporate Governance section, Board of Commissioners subsection.		
Dr. Ir. Andy Noorsaman Sommeng, DEA[1)] • Anggota Komite Manajemen Risiko • Member of the Risk Management Committee	Introduction to Private M&A, Acquisition Finance, Debt Capital Markets Offerings, Venture Capital, Asset & Infrastructure Finance and Project Bonds, and Margin Lending & Alternative Financing Investment	Jakarta, May 8, 2022 Jakarta,	Latham & Watkins LLP – Singapore, Perseroan
	Pertumbuhan Ekonomi di Tengah Inflasi Global	Jakarta, Oct 17, 2022	Sinarmas
Dr. Hendrikus Passagi, S.Sos., S.H, M.H., M.Sc.[2)] • Komisaris Independen • Anggota Komite Audit • Anggota Komite Manajemen Risiko • Independent Commissioner • Member of the Audit Committee • Member of the Risk Management Committee	Lokakarya/pelatihan/seminar yang telah diikuti oleh Bapak Hendrikus Passagi dapat dilihat pada bagian Governansi Korporat, sub-bagian Dewan Komisaris Workshop/training/seminar attended by Mr. Hendrikus Passagi can be seen in the Corporate Governance section, Board of Commissioners subsection.		

Keterangan / Notes:
1) Bapak Dr. Ir. Andy Noorsaman Sommeng, DEA telah diberhentikan dengan hormat dari jabatannya selaku Komisaris Independen dan pemberhentian tersebut telah disahkan dalam RUPSLB Perseroan tanggal 6 Oktober 2022. Bapak Dr. Ir. Andy Noorsaman Sommeng, DEA diangkat sebagai anggota Komite Manajemen Risiko berdasarkan keputusan sirkuler Dewan Komisaris Perseroan tanggal 6 Oktober 2022.
2) Bapak Dr. Hendrikus Passagi, S.Sos., S.H., M.H., M.Sc. diangkat sebagai anggota Komite Audit berdasarkan keputusan sirkuler Dewan Komisaris Perseroan tanggal 6 Oktober 2022
1) Mr. Dr. Ir. Andy Noorsaman Sommeng, DEA has been honorably dismissed from his position as Independent Commissioner and the dismissal was approved by the Company's EGM dated October 6, 2022. Mr. Dr. Ir. Andy Noorsaman Sommeng, DEA was appointed as a member of the Risk Management Committee based on the circular resolution of the Company's Board of Commissioners dated October 6, 2022.
2) Mr. Dr. Hendrikus Passagi, S.Sos., S.H., M.H., M.Sc. was appointed as member of the Audit Committee based on the circular resolution of the Company's Board of Commissioners dated October 6, 2022.

Rapat Komite Manajemen Risiko

Rapat Komite Manajemen Risiko diselenggarakan secara berkala sekurang-kurangnya 1 (satu) kali dalam 4 (empat) bulan. Rapat

Meetings of the Risk Management Committee

The Risk Management Committee shall convene a meeting on a periodical basis at least once every 4 (four) months. Meetings

dapat diselenggarakan apabila dihadiri oleh mayoritas jumlah anggota Komite Manajemen Risiko, dan salah satu dari mayoritas jumlah anggota Komite Manajemen Risiko tersebut merupakan ketua Komite Manajemen Risiko.

Keputusan rapat Komite Manajemen Risiko diambil atas dasar musyawarah untuk mencapai mufakat. Dalam hal musyawarah untuk mufakat tidak tercapai, maka pengambilan keputusan dilakukan berdasarkan suara terbanyak. Risalah rapat disampaikan secara tertulis kepada Dewan Komisaris.

Sejak tanggal pembentukannya, Manajemen Risiko, Komite Manajemen Risiko telah melaksanakan 1 (satu) kali rapat, dengan tingkat kehadiran rapat sebesar 100%.

Pelaksanaan rapat untuk pembahasan manajemen risiko sebelum pembentukan Komite Manajemen Risiko dilakukan oleh Komite Audit.

will be held if attended by a majority of the members of the Risk Management Committee, whereas one of the members of the Risk Management Committee is the chairperson of the Risk Management Committee.

The resolution of the Risk Management Committee meeting shall be taken based on deliberation to reach a consensus. In the event deliberation for a consensus is not achieved, the resolution shall be made based on the majority vote. Minutes of meetings are submitted in writing to the Board of Commissioners.

Since the date of its establishment, the Risk Management Committee, the Risk Management Committee held 1 (one) meeting, with an attendance rate of 100%.

The implementation of meetings for discussion of risk management before the establishment of the Risk Management Committee was carried out by the Audit Committee.

Ringkasan rapat Komite Manajemen Risiko pada tahun 2022 adalah sebagai berikut:

The summary of the meetings of the Risk Management Committee in 2022 is as follows:

Tanggal Date	**Pembahasan Rapat** Meeting Agenda	**Pelaksanaan** Execution	**Kehadiran** Attendance					**% Kehadiran** % of Attendance
			Komite Manajemen Risiko Risk Management Committee			**Unit Manajemen Risiko** Risk Management Unit		
			RAS[1)]	**ANS**	**HP**[1)]	**CP**[2)]	**MAS**[2)]	
27 Oct	• Menelaah dan menyetujui Piagam Komite Manajemen Risiko • Reviewed and approved the Charter of the Risk Management Committee	Sudah dilaksanakan Executed	✓	✓	✓	✓	✓	100%
Kehadiran / Attendance			1/1	1/1	1/1	1/1	1/1	100%
% kehadiran / % of attendance			100%	100%	100%	100%	100%	

Keterangan / Notes:
- RAS : Robert Arthur Simanjuntak, Ph.D.
- ANS : Dr. Ir. Andy Noorsaman Sommeng, DEA
- HP : Dr. Hendrikus Passagi, S.Sos., S.H, M.H., M.Sc.
- CP : Citra Dirawati Pohan
- MAS : Mona Angelique Susanto

1) Merangkap sebagai anggota Dewan Komisaris
2) Ibu Mona Angelique Susanto diangkat sebagai Kepala Unit Manajemen Risiko (acting) menggantikan Ibu Citra Dirawati Pohan berdasarkan keputusan sirkuler Direksi Perseroan tanggal 16 Desember 2022

1) Concurrently serves as a member of the Board of Commissioners
2) Ms. Mona Angelique Susanto was appointed as Head of Risk Management Unit (acting) to replace Mrs. Citra Dirawati Pohan based on the circular resolution of the Company's Board of Directors dated December 16, 2022

Komite Nominasi dan Remunerasi

Nomination and Remuneration Committee

Komite Nominasi dan Remunerasi merupakan komite yang dibentuk oleh dan bertanggung jawab kepada Dewan Komisaris yang bertugas untuk membantu pelaksanaan tugas Dewan Komisaris terkait fungsi nominasi dan remunerasi.

Tugas dan Tanggung Jawab Komite Nominasi dan Remunerasi

Tugas dan tanggung jawab Komite Nominasi dan Remunerasi diatur di dalam Piagam Komite Nominasi dan Piagam Komite Remunerasi Perseroan.

The Nomination and Remuneration Committee is a committee established by and responsible to the Board of Commissioners with responsibilities to assist the implementation of duties of the Board of Commissioners related to the nomination and remuneration functions.

Duties and Responsibilities of the Nomination and Remuneration Committee

Duties and responsibilities of the Nomination and Remuneration Committee are stipulated in the Company's Charter of the Nomination Committee and Charter of the Remuneration Committee.

Tugas

- Fungsi nominasi:
  - Memberikan rekomendasi kepada Dewan Komisaris mengenai jumlah dan komposisi anggota Direksi, Dewan Komisaris, Komite, dan Unit-Unit Pendukung, kebijakan dan kriteria dalam proses nominasi, serta kebijakan dan kriteria evaluasi kinerja bagi anggota Direksi, Dewan Komisaris, Komite, dan Unit-Unit Pendukung
  - Membantu Dewan Komisaris dalam melakukan penilaian kinerja anggota Direksi, Dewan Komisaris, Komite, dan Unit-Unit Pendukung berdasarkan tolok ukur yang telah disusun
  - Memberikan rekomendasi kepada Dewan Komisaris mengenai program pengembangan kompetensi anggota Direksi, Dewan Komisaris, Komite, dan Unit-Unit Pendukung
  - Memberikan usulan mengenai calon yang memenuhi syarat untuk diangkat sebagai anggota Direksi dan/atau Dewan Komisaris kepada Dewan Komisaris untuk disampaikan kepada RUPS
  - Melakukan evaluasi persyaratan calon suksesi direktur yang diajukan oleh Direksi, Dewan Komisaris, Pemegang Saham Pengendali, dan/atau Pemegang Saham Utama
  - Memberi rekomendasi mentoring dan pelatihan bagi calon suksesi direktur dan melakukan penelaahan berkala terhadap perkembangan calon suksesi direktur (jika diperlukan)
  - Memberikan rekomendasi calon suksesi direktur kepada Dewan Komisaris untuk diajukan dalam RUPS (jika calon suksesi direktur dapat melalui proses nominasi)
- Fungsi remunerasi:
  - Memberikan rekomendasi kepada Dewan Komisaris mengenai struktur, kebijakan, dan besaran remunerasi anggota Dewan Komisaris dan Direksi
  - Membantu Dewan Komisaris dalam melakukan penilaian kinerja dengan kesesuaian remunerasi yang diterima masing-masing anggota Dewan Komisaris dan Direksi

Tanggung Jawab

Komite Nominasi dan Remunerasi bertanggung jawab kepada Dewan Komisaris dan wajib bertindak secara independen dalam melaksanakan tugas dan tanggung jawabnya.

Piagam Komite Nominasi dan Remunerasi

Perseroan memiliki 2 (dua) piagam terpisah untuk memaparkan pelaksanaan fungsi nominasi dan fungsi remunerasi, yaitu Piagam Komite Nominasi dan Plagam Komite Remunerasi.

Piagam Komite Nominasi adalah pedoman yang mengikat setiap anggota Komite Nominasi dan Remunerasi dalam membantu pelaksanaan tugas Dewan Komisaris terkait fungsi nominasi.

Duties

- Nomination function:
  - Provide recommendations to the Board of Commissioners regarding the numbers and compositions of members of the Board of Directors, the Board of Commissioners, Committees, and Supporting Units, the policy and criteria used in the nomination process, as well as the policy and criteria used for performance evaluation of members of the Board of Directors, the Board of Commissioners, Committees, and Supporting Units
  - Assist the Board of Commissioners in evaluating the performance of members of the Board of Directors, the Board of Commissioners, Committees, and Supporting Units, based on benchmarks that have been prepared
  - Provide recommendations on competency development programs for members of the Board of Directors, the Board of Commissioners, Committees, and Supporting Units
  - Provide recommendations to the Board of Commissioners regarding qualified candidates to be appointed as members of the Board of Directors and/or Board of Commissioners, to be submitted to the GMS
  - Evaluate the requirements for the prospective candidates for Board of Directors succession submitted by the Board of Directors, the Board of Commissioners, the Controlling Shareholders, and/or the Main Shareholders
  - Provide mentoring and training recommendations for Board of Directors succession candidates as well as conduct a periodic review of the development of candidates for Board of Directors succession (if necessary)
  - Provide candidate recommendations for Board of Directors succession to the Board of Commissioners to be submitted to the GMS (if the candidate for Board of Directors succession passes the nomination process)
- Remuneration function:
  - Provide recommendations to the Board of Commissioners regarding the structure, policy, and amount of remuneration for members of the Board of Commissioners and the Board of Directors
  - Assist the Board of Commissioners in conducting performance evaluation in accordance with the remuneration received by each member of the Board of Commissioners and the Board of Directors

Responsibilities

The Nomination and Remuneration Committee is responsible to the Board of Commissioners and shall act independently in carrying out its duties and responsibilities.

Charter of the Nomination and Remuneration Committee

The Company has 2 (two) separate charters to describe the implementation of the nomination and remuneration functions, namely the Nomination Committee Charter and the Remuneration Committee Charter.

Charter of the Nomination Committee is a guideline that binds each member of the Nomination Committee in assisting the implementation of the duties of the Board of Commissioners related to the nomination function.

Piagam Komite Remunerasi adalah pedoman yang mengikat setiap anggota Komite Remunerasi dalam membantu pelaksanaan tugas Dewan Komisaris terkait fungsi remunerasi.

Komite Nominasi dan Remunerasi Perseroan dibentuk pertama kali berdasarkan keputusan Dewan Komisaris Perseroan tanggal 18 Juni 2019. Sehubungan dengan dibentuknya Komite Nominasi dan Remunerasi, Perseroan telah menyusun piagam Komite Nominasi dan piagam Komite Remunerasi yang terpisah dari piagam Dewan Komisaris.

Piagam Komite Nominasi dan Piagam Komite Remunerasi Perseroan disahkan pada tanggal 12 Desember 2019. Piagam tersebut memuat hal-hal sehubungan dengan Komite Nominasi dan Remunerasi Perseroan, sebagai berikut:

- Landasan Hukum
- Nilai dan Etika
- Komposisi dan Kriteria
- Pengangkatan, Pemberhentian, dan Masa Jabatan
- Program Orientasi dan Pelatihan
- Tugas dan Tanggung Jawab
- Rapat
- Penilaian Kinerja
- Pelaporan
- Kerahasiaan
- Larangan
- Sanksi

Piagam Komite Nominasi dan Piagam Komite Remunerasi Perseroan telah dipublikasikan di situs web Perseroan. Perseroan melakukan peninjauan atas Piagam Komite Nominasi dan Piagam Komite Remunerasi secara berkala.

Kriteria Pengangkatan Komite Nominasi dan Remunerasi

Persyaratan umum bagi orang perorangan untuk dapat diangkat sebagai anggota Komite Nominasi dan Remunerasi mutatis mutandis dengan persyaratan umum bagi orang perorangan untuk dapat diangkat sebagai anggota Dewan Komisaris Perseroan.

Pemilihan anggota Komite Nominasi dan Remunerasi dilakukan dengan mempertimbangkan pengalaman, keterampilan komunikasi, dan kerjasama, serta komitmen dari masing-masing anggota untuk menyediakan waktu yang cukup untuk melaksanakan tugas dan tanggung jawabnya.

Pengangkatan, Pemberhentian, dan Masa Jabatan Komite Nominasi dan Remunerasi

Anggota Komite Nominasi dan Remunerasi diangkat dan diberhentikan berdasarkan keputusan rapat Dewan Komisaris dengan masa jabatan tidak lebih dari masa jabatan Dewan Komisaris. Anggota Komite Nominasi dan Remunerasi yang masa jabatannya telah berakhir dapat diangkat kembali berdasarkan keputusan rapat Dewan Komisaris.

Jabatan anggota Komite Nominasi dan Remunerasi dengan sendirinya berakhir, dalam hal:

- masa jabatan anggota Komite Nominasi dan Remunerasi berakhir

The Charter of the Remuneration Committee is a guideline that binds each member of the Remuneration Committee in assisting the implementation of the duties of the Board of Commissioners related to the remuneration function.

The Company's Nomination and Remuneration Committee was first established based on the resolution of the Company's Board of Commissioners dated June 18, 2019. In connection with the establishment of the Remuneration Committee, the Company has prepared the Charter of the Nomination Committee and the Charter of the Remuneration Committee which are separate from the Charter of the Board of Commissioners.

The Company's Charter of the Nomination Committee and Charter of the Remuneration Committee were ratified on December 12, 2019. It covers the following items related to the Company's Nomination and Remuneration Committee:

- Legal Basis
- Values and Ethics
- Composition and Criteria
- Appointment, Dismissal, and Term of Office
- Orientation and Training Programs
- Duties and Responsibilities
- Meetings
- Performance Appraisal
- Reporting
- Confidentiality
- Prohibitions
- Sanction

The Company's Charter of the Nomination Committee and Charter of the Remuneration Committee are available on the Company's website. The Company regularly reviews the Charter of the Nomination Committee and the Charter of the Remuneration Committee.

Appointment Criteria for the Nomination and Remuneration Committee

General requirements for individuals to be appointed as members of the Nomination and Remuneration Committee are mutatis mutandis with general requirements for individuals to be appointed as members of the Company's Board of Commissioners.

Election of the members of the Nomination and Remuneration Committee is carried out by considering each member's experience, communication, and cooperation skills, as well as a commitment to provide sufficient time to carry out their duties and responsibilities.

Appointment, Dismissal, and Term of Office of the Nomination and Remuneration Committee

Members of the Nomination and Remuneration Committee are appointed and dismissed based on the resolution of the Board of Commissioners meeting with a term of office not exceeding the term of office of the Board of Commissioners. Member(s) of the Nomination and Remuneration Committee whose term of office has ended may be reappointed based on the resolution of the Board of Commissioners meeting.

The term of office of a member of the Nomination and Remuneration Committee shall terminate in the event that:

- his/her term of office expires

- anggota Komite Nominasi dan Remunerasi mengundurkan diri
- anggota Komite Nominasi dan Remunerasi meninggal dunia
- anggota Komite Nominasi dan Remunerasi diberhentikan oleh Dewan Komisaris
- anggota Komite Nominasi dan Remunerasi tidak lagi memenuhi persyaratan perundang-undangan yang berlaku

Tata cara pengangkatan, penggantian, pemberhentian, atau pengunduran diri anggota Komite Nominasi dan Remunerasi Perseroan dilakukan sesuai dengan ketentuan sebagaimana diatur dalam Piagam Komite Nominasi dan Remunerasi Perseroan.

- he/she submits his/her resignation
- he/she passes away
- he/she is dismissed by the Board of Commissioners
- he/she no longer qualifies based on the prevailing laws and regulations

Procedures for the appointment, replacement, dismissal, or resignation of members of the Company's Nomination and Remuneration Committee are performed in accordance with the provisions stipulated in the Company's Charter of the Nomination and Remuneration Committee.

Susunan Komite Nominasi dan Remunerasi

Berdasarkan Peraturan OJK No. 34/POJK.04/2014 serta Piagam Komite Nominasi dan Piagam Komite Remunerasi, Komite Nominasi dan Remunerasi terdiri dari sedikitnya 3 (tiga) orang anggota, dengan ketentuan sebagai berikut:

- satu orang Komisaris Independen bertindak sebagai ketua
- anggota Komite Nominasi dan Remunerasi lainnya dapat berasal dari:
  - anggota Dewan Komisaris Perseroan
  - pihak yang berasal dari luar Perseroan, dengan ketentuan bahwa pihak tersebut memenuhi syarat-syarat sebagai berikut:
    - tidak mempunyai hubungan afiliasi dengan Perseroan, anggota Direksi, anggota Dewan Komisaris, Pemegang Saham Pengendali, dan/atau Pemegang Saham Utama Perseroan
    - memiliki integritas tinggi dan memiliki kemampuan dan pengalaman yang memadai dan relevan untuk melaksanakan fungsi nominasi
    - tidak merangkap jabatan sebagai anggota komite lainnya dalam Perseroan
  - manajer di bawah Direktur yang membidangi SDM, dengan ketentuan bukan merupakan mayoritas anggota Komite Nominasi dan Remunerasi

Susunan dan jumlah anggota Komite Nominasi dan Remunerasi Perseroan juga ditentukan dengan mempertimbangkan pertumbuhan skala bisnis Perseroan.

Pada tahun 2022, susunan Komite Nominasi dan Remunerasi Perseroan adalah sebagai berikut:

Composition of the Nomination and Remuneration Committee

Based on OJK's Regulation No. 34/POJK.04/2014 and the Charter of the Nomination Committee and the Charter of the Remuneration Committee, the Nomination and Remuneration Committee shall consist of at least 3 (three) members, with the following provisions:

- one Independent Commissioner acting as the chairperson
- other members of the Nomination and Remuneration Committee may come from:
  - a member of the Company's Board of Commissioners
  - a person from outside the Company, provided that he/she meets the following requirements:
    - not being affiliated with the Company, the Company's members of the Board of Directors, members of the Board of Commissioners, Controlling Shareholders, and/or Main Shareholders
    - having high integrity as well as sufficient and relevant ability and experience to carry out the nomination function
    - having no concurrent position in other committees in the Company
  - manager who is structurally under the director in charge of HR, provided that he/she does not constitute the majority of the Nomination and Remuneration Committee

The composition and number of members of the Company's Nomination and Remuneration Committee are also determined by considering the growth of the Company's business.

During 2022, the composition of the Company's Nomination and Remuneration Committee is as follows:

Nama Name	**Jabatan** Position	**Jabatan Lain di Perseroan** Other Positions in the Company	**Pengangkatan dan Masa Jabatan di Komite Nomination and Remuneration** Appointment and Term of Office in the Nomination and Remuneration Committee
Dr.-Ing. Evita Herawati Legowo	Ketua Komite Nominasi dan Remunerasi Chairperson of the Nomination and Remuneration Committee	Komisaris Independen Independent Commissioner	Pertama kali diangkat berdasarkan keputusan sirkuler Dewan Komisaris Perseroan tanggal 18 Juni 2019, dengan masa jabatan hingga RUPST 2024. First appointed based on the circular resolution of the Company's Board of Commissioners dated June 18, 2019, with a term of office until the AGM 2024.
Franky Oesman Widjaja	Anggota Komite Nominasi dan Remunerasi Member of the Nomination and Remuneration Committee	Presiden Komisaris President Commissioner	Pertama kali diangkat berdasarkan keputusan sirkuler Dewan Komisaris Perseroan tanggal 18 Juni 2019, dengan masa jabatan hingga RUPST 2024. First appointed based on the circular resolution of the Company's Board of Commissioners dated June 18, 2019, with a term of office until the AGM 2024.

Nama Name	Jabatan Position	Jabatan Lain di Perseroan Other Positions in the Company	Pengangkatan dan Masa Jabatan di Komite Nomination and Remuneration Appointment and Term of Office in the Nomination and Remuneration Committee
Dr. Susi Susantijo, S.H., LL.M.	Anggota Komite Nominasi dan Remunerasi Member of the Nomination and Remuneration Committee	-	Pertama kali diangkat berdasarkan keputusan sirkuler Dewan Komisaris Perseroan tanggal 18 Juni 2019, dengan masa jabatan hingga RUPST 2024. First appointed based on the circular resolution of the Company's Board of Commissioners dated June 18, 2019, with a term of office until the AGM 2024.

Profil Ibu Evita Herawati Legowo dan Bapak Franky Oesman Widjaja dapat dilihat pada bagian Profil Perusahaan, sub-bagian profil Dewan Komisaris.

Adapun profil Ibu Susi Susantijo adalah sebagai berikut:

Profiles of Mrs. Evita Herawati Legowo and Mr. Franky Oesman Widjaja can be seen in the Company Profile section, Profile of the Board of Commissioners subsection.

The profile of Mrs. Susi Susantijo is as follows:

DR. SUSI SUSANTIJO, S.H., LL.M.

Anggota Komite Nominasi dan Remunerasi
Member of the Nomination and Remuneration Committee



Ibu Susi Susantijo merupakan seorang Warga Negara Indonesia, berusia 61 tahun, dengan domisili di Jakarta. Beliau diangkat pertama kali sebagai anggota Komite Nominasi dan Remunerasi sesuai dengan keputusan sirkuler Dewan Komisaris Perseroan tanggal 18 Juni 2019.

Mrs. Susi Susantijo is an Indonesian citizen, 61 years old, domiciled in Jakarta. She was first appointed as member of the Company's Nomination and Remuneration Committee based on the circular resolution of the Company's Board of Commissioners dated June 18, 2019.

Sejak tahun 2015, beliau juga menjabat sebagai Ketua Program Studi Magister Kenotariatan Fakultas Hukum Universitas Pelita Harapan. Sebelumnya, beliau pernah menjabat sebagai Direktur Independen Perseroan (2014-2019), Direktur Fakultas Hukum Universitas Pelita Harapan (2004-2015), Direktur Fakultas Kedokteran Universitas Pelita Harapan (2004-2006), Administrator di SD Lentera Kasih Sunter (2002-2004), Sekretaris Perusahaan PT Indah Kiat Pulp & Paper Tbk, PT Pabrik Kertas Tjiwi Kimia Tbk, PT Pindo Deli Pulp & Paper Mills, PT Lontar Papyrus Pulp & Paper Industry (1998-2001), Head of Legal Department Pulp & Paper Division - Sinarmas Group (1997-2001), dan Head of Legal Department PT Indah Kiat Pulp & Paper Tbk (1994-1996).

Since 2015, she also serves as the Department Head of Public Notary Master Program, the Faculty of Law - Universitas Pelita Harapan. Previously, she had served as an Independent Director of the Company (2014-2019), the Director of the Faculty of Law - Universitas Pelita Harapan (2004-2015), the Director of the Faculty of Medicine of Universitas Pelita Harapan (2004-2006), an Administrator at SD Lentera Kasih Sunter (2002-2004), the Corporate Secretary of PT Indah Kiat Pulp & Paper Tbk, PT Pabrik Kertas Tjiwi Kimia Tbk, PT Pindo Deli Pulp & Paper Mills, PT Lontar Papyrus Pulp & Paper Industry (1998-2001), the Head of Legal Department Pulp & Paper Division - Sinarmas Group (1997-2001), and the Head of Legal Department PT Indah Kiat Pulp & Paper Tbk (1994-1996).

Beliau lulus program doktor Ilmu Hukum dari Fakultas Hukum Universitas Pelita Harapan (2015), lulus program Magister Ilmu Hukum dari Murdoch University, Australia (2009), lulus program Sarjana Hukum Universitas Sumatera Utara (1986), serta pernah menjalani pendidikan pada program Spesialis Notariat di Universitas Sumatera Utara (1990-1991).

She graduated from doctoral program in Law from the Faculty of Law of Universitas Pelita Harapan (2015), Master program in Law from Murdoch University Law School, Australia (2009), Bachelor program in Law from Universitas Sumatera Utara (1986) and attended a Notarial Specialist program at Universitas Sumatera Utara (1990-1991).

Ibu Susi Susantijo tidak mempunyai hubungan afiliasi dengan anggota Dewan Komisaris, Direksi, Pemegang Saham Pengendali, ataupun Pemegang Saham Utama Perseroan.

Mrs. Susi Susantijo is not affiliated with any members of the Board of Commissioners, any members of the Board of Directors, any of the Controlling Shareholders, or any of the Main Shareholders of the Company.

Beliau telah memberikan pernyataan independensi kembali pada tanggal 27 Januari 2022.

She has redeclared her independency on January 27, 2022.

Pelaksanaan Tugas Komite Nominasi dan Remunerasi pada Tahun 2022

Komite Nominasi dan Remunerasi telah melaksanakan tugasnya sesuai dengan Piagam Komite Nominasi dan Piagam Komite Remunerasi.

Implementation of Duties of the Nomination and Remuneration Committee in 2022

The Nomination and Remuneration Committee has carried out its duties in accordance with the Charter of the Nomination Committee and the Charter of the Remuneration Committee.

Pelaksanaan tugas Komite Nominasi dan Remunerasi selama tahun 2022, antara lain sebagai berikut:

Duties performed by the Nomination and Remuneration Committee during 2022, among others, were as follows:

Tugas Duties	Pelaksanaan Tugas Tahun 2022 Implementation of Duties in 2022
Fungsi Nominasi Nomination Function	• Menyusun rencana kerja 2022 • Menelaah komposisi Dewan Komisaris, Direksi, dan Komite • Menyusun rencana pelatihan anggota Dewan Komisaris, Direksi, dan Komite • Membahas perbaikan formulir penilaian kinerja • Melakukan evaluasi terhadap penilaian kinerja yang dilakukan oleh Dewan Komisaris, Direksi, Komite, dan Unit-Unit Pendukung • Melakukan evaluasi atas profil Direksi dan merekomendasikan perubahan komposisi Direksi untuk meningkatkan efektivitas organisasi Perseroan dan entitas anak • Melakukan evaluasi persyaratan calon suksesi direktur yang diajukan oleh Direksi, Dewan Komisaris, Pemegang Saham Pengendali, dan/atau Pemegang Saham Utama • Mengevaluasi dan memberikan rekomendasi pengangkatan Bapak FX. Sutijastoto dan Bapak Hendrikus Passagi sebagai Komisaris Independen kepada Dewan Komisaris untuk diajukan dalam RUPS • Prepared the 2022 work plan • Reviewed the compositions of the Board of Commissioners, the Board of Directors, and the Committees • Developed training plans for members of the Board of Commissioners, Board of Directors, and Committee • Discussed the improvements that shall be made to the appraisal form • Conducted evaluation on the performance appraisal done by the Board of Commissioners, the Board of Directors, Committees, and Supporting Units • Conducted evaluation on the profile of the Board of Directors and provided recommendations for changes in such composition to increase organizational effectiveness of the Company and its subsidiaries • Evaluated the requirements for prospective candidates for director succession proposed by the Board of Directors, the Board of Commissioners, the Controlling Shareholders, and/or the Main Shareholders • Evaluated and provided recommendations for the appointment of Mr. FX. Sutijastoto and Mr. Hendrikus Passagi as Independent Commissioners to the Board of Commissioners to be submitted at the GMS
Fungsi Remunerasi Remuneration Function	• Menyusun rencana kerja 2022 • Menelaah laporan hasil evaluasi kinerja 2021 • Melakukan benchmark persentase kenaikan gaji, honorarium, dan/atau tunjangan untuk anggota Dewan Komisaris dan Direksi • Memberikan rekomendasi gaji, honorarium, dan/atau tunjangan untuk anggota Dewan Komisaris dan Direksi untuk tahun buku 2022 • Prepared the 2022 work plan • Reviewed the performance appraisal report 2021 • Benchmarked the percentage increase in salary, honorarium, and/or benefits given to the members of the Board of Commissioners and the Board of Directors • Provided recommendations on the amount of salary, honorarium, and/or allowances given to the members of the Board of Commissioners and the Board of Directors for the 2022 financial year

Peningkatan Kompetensi bagi Anggota Komite Nominasi dan Remunerasi

Untuk meningkatkan kompetensi anggota Komite Nominasi dan Remunerasi, Perseroan mendorong setiap anggota Komite Nominasi Perseroan untuk mengikuti program pelatihan sekurang-kurangnya 1 (satu) kali dalam setahun, dengan minimal jam pelatihan selama 12 (dua belas) jam.

Competency Development for Members of the Nomination and Remuneration Committee

To elevate the competence of members of the Nomination and Remuneration Committee, the Company encourages each member of its Nomination and Remuneration Committee to participate in a training program at least once a year, with a minimum training hour requirement of 12 (twelve) hours.

Pada tahun 2022, masing-masing anggota Komite Nominasi Perseroan telah mengikuti lokakarya/pelatihan/seminar, sebagaimana dapat dilihat pada tabel berikut:

In 2022, each member of the Company's Nomination Committee has attended workshop/training/seminar, as can be seen in the following table:

Nama & Jabatan Name & Position	Lokakarya/Pelatihan/Seminar Workshop/Training/Seminar	Tanggal Date	Penyelenggara Organizer
Dr.-Ing. Evita Herawati Legowo • Komisaris Independen • Ketua Komite Nominasi dan Remunerasi • Independent Commissioner • Chairperson of the Nomination and Remuneration Committee	Lokakarya/pelatihan/seminar yang telah diikuti oleh Ibu Evita Herawati Legowo dapat dilihat pada bagian Governansi Korporat, sub-bagian Dewan Komisaris. Workshop/training/seminar attended by Dr.-Ing. Evita Herawati Legowo can be seen on the Corporate Governance section, Board of Commissioners subsection.		

Nama & Jabatan Name & Position	Lokakarya/Pelatihan/Seminar Workshop/Training/Seminar	Tanggal Date	Penyelenggara Organizer
Franky Oesman Widjaja • Presiden Komisaris • Anggota Komite Nominasi dan Remunerasi • President Commissioner • Member of the Nomination and Remuneration Committee	Lokakarya/pelatihan/seminar yang telah diikuti oleh Bapak Franky Oesman Widjaja dapat dilihat pada bagian Governansi Korporat, sub-bagian Dewan Komisaris. Workshop/training/seminar attended by Mr. Franky Oesman Widjaja can be seen on the Corporate Governance section, Board of Commissioners subsection.		
Dr. Susi Susantijo, S.H., LL.M. • Anggota Komite Nominasi dan Remunerasi • Member of the Nomination and Remuneration Committee	LED-5 Audit Committee Essentials	Jakarta, May 18, 2022	Latham & Watkins LLP - Singapore, Perseroan
	The 13th IICD CG Conference 2022: Sustainability Governance for Long-Term Value Creation	Jakarta, May 19, 2022	Indonesian Institute for Corporate Director (IICD)
	Pemahaman dan Penerapan Doktrin Business Judgment Rule bagi Perusahaan di Indonesia	Jakarta, Jun 28, 2022	Hukum Online
	Nomination Committee Essentials	Jakarta, Jul 21, 2022	Singapore Institute of Directors (SID)

Proses Evaluasi Kinerja
Performance Evaluation Process



Prosedur Remunerasi
Remuneration Procedure



Penilaian Kinerja Dewan Komisaris, Direksi, Komite, dan Unit-Unit Pendukung [GRI-2-18-a] [GRI-2-18-b] [GRI-2-18-c]

Penilaian
Penilaian dilakukan secara internal dengan tidak melibatkan penilai independen.

Periode Penilaian
Penilaian kinerja anggota Dewan Komisaris, anggota Direksi, anggota Komite, dan Unit-Unit Pendukung dilakukan pada awal tahun buku berikutnya, dan dilaksanakan satu kali dalam setahun.

Performance Appraisal of the Board of Commissioners, the Board of Directors, Committees, and Supporting Units [GRI-2-18-a] [GRI-2-18-b] [GRI-2-18-c]

Appraisal
The appraisal is carried out internally without involving an independent appraiser.

Appraisal Period
Performance appraisal of members of the Board of Commissioners, members of the Board of Directors, members of the Committees, and Supporting Units is carried out at the beginning of the following financial year and is carried out once a year.

Kriteria Penilaian

Penilaian dilakukan berdasarkan penilaian kinerja diri masing-masing anggota Dewan Komisaris, Direksi, Komite dan Unit-Unit Pendukung, dan penilaian kinerja kolektif Dewan Komisaris, Direksi, Komite, dan Unit-Unit Pendukung.

Kriteria yang dipertimbangkan dalam penilaian kinerja diri anggota Dewan Komisaris, Direksi, Komite, dan Unit-Unit Pendukung, antara lain sebagai berikut:

- kinerja Perseroan
- pencapaian kerja individual dalam mendukung keberlanjutan perusahaan
- komitmen, kepemimpinan, dan kerjasama
- kehadiran dalam rapat
- kesiapan untuk hadir dalam rapat
- kualitas dan kontribusi dalam rapat
- kemampuan untuk bekerja sama dengan baik sebagai tim
- komitmen waktu

Adapun kriteria yang dipertimbangkan dalam penilaian kinerja kolektif Dewan Komisaris, Direksi, Komite, dan Unit-Unit Pendukung, antara lain sebagai berikut:

- pemahaman tentang operasi bisnis, budaya, visi, misi, strategi, dan rencana bisnis
- pemahaman atas tanggung jawab, wewenang, dan prioritas tugas
- efektivitas komposisi anggota Dewan Komisaris, Direksi, Komite, dan Unit-Unit Pendukung Perseroan untuk melaksanakan tugas dan tanggung jawabnya

Prosedur Penilaian

Prosedur penilaian kinerja Dewan Komisaris dan Direksi dimulai dengan penilaian diri dengan mengisi formulir penilaian standar. Hasil penilaian diri diserahkan kepada Sekretaris Perusahaan untuk dirangkum dan disampaikan kepada Komite Nominasi dan Remunerasi untuk dievaluasi lebih lanjut dan dibahas dalam rapat nominasi. Hasil penilaian kinerja dikomunikasikan dengan Direksi dan akan digunakan sebagai rekomendasi proses remunerasi dan rekomendasi pengembangan kompetensi untuk anggota Dewan Komisaris, Direksi, Komite, dan Unit-Unit Pendukung Perseroan.

Prosedur penilaian dan proses evaluasi kinerja Dewan Komisaris dan Direksi Perseroan berlaku juga untuk Komite dan Unit-Unit Pendukung Perseroan.

Komite Nominasi dan Remunerasi berperan untuk memastikan bahwa jumlah, susunan, dan keberagaman pengurus sesuai dengan kebutuhan Perusahaan untuk menjamin efektivitas pengawasan dan pengelolaan Perusahaan.

Dewan Komisaris dapat melibatkan konsultan independen dalam memfasilitasi pelaksanaan penilaian kinerja Dewan Komisaris, Direksi, Komite, dan Unit-Unit Pendukung Perseroan.

Penilaian diri dan penilaian kolektif Dewan Komisaris, Direksi, Komite, dan Unit-Unit Pendukung untuk kinerja tahun 2022 telah dilakukan pada bulan Maret 2023. Komite Nominasi dan Remunerasi

Appraisal Criteria

The appraisal is carried out based on self-appraisal criteria of each member of the Board of Commissioners, Board of Directors, Committees, and Supporting Units, as well as collective performance appraisal of the Board of Commissioners, the Board of Directors, Committees, and Supporting Units.

The criteria considered in the self-apprasial of the members of the Board of Commissioners and the Board of Directors, Committees, and Supporting Units, among others, are as follows:

- Company's performance
- achievement of individual work in supporting corporate sustainability
- commitment, leadership, and cooperation
- attendance at meetings
- preparedness at meetings
- quality and contributions in meetings
- ability to work well as a team
- time commitment

The criteria considered in the collective performance appraisal of the Board of Commissioners, the Board of Directors, Committees, and Supporting Units, among others, are as follows:

- the understanding of the Company's business operations, culture, vision, mission, strategies, and business plans
- the understanding of responsibilities, authorities, and priority of duties
- the effectiveness of the compositions of the Board of Commissioners, Board of Directors, Committees, and Supporting Units in performing their duties and responsibilities

Appraisal Procedure

The performance appraisal procedure for the Board of Commissioners and the Board of Directors begins with self-appraisal where each member completes a standard appraisal form. Results from the self-appraisal are then submitted to the Corporate Secretary to be summarized and submitted to the Nomination and Remuneration Committee to be further evaluated and discussed in the nomination meeting. The results of the performance appraisal are communicated to the Board of Directors and will be used as recommendations for the remuneration process as well as recommendations for competency development for the members of the Company's Board of Commissioners, Board of Directors, Committees, and Supporting Units.

The above performance evaluation process for the Company's Board of Commissioners and Board of Directors also applies to the Company's Committees and Supporting Units.

The Nomination and Remuneration Committee plays a role in ensuring that the number, composition, and diversity of management are in accordance with the needs of the Company to ensure the effectiveness of the Company's supervision and management.

The Board of Commissioners may involve independent consultants in facilitating the implementation of performance appraisals of the Board of Commissioners, Directors, Committees, and Supporting Units of the Company.

The self-appraisal and collective appraisal of the Board of Commissioners, Board of Directors, Committees, and Supporting Units for their performance in 2022 had been conducted in

telah melakukan evaluasi terhadap hasil penilaian diri dan penilaian kolektif tersebut serta telah menyusun usulan rencana pengembangan kompetensi Dewan Komisaris, Direksi, Komite, dan Unit-Unit Pendukung untuk persetujuan Dewan Komisaris. Hasil evaluasi tersebut akan dijadikan pertimbangan untuk merumuskan rekomendasi remunerasi kepada Dewan Komisaris yang kemudian akan diusulkan pada RUPST. [GRI 2-20-a]

Penetapan Remunerasi Dewan Komisaris dan Direksi [GRI 2-19-a] [GRI 2-19-b] [GRI 2-20-a]

Prosedur Penetapan Remunerasi
Berdasarkan Piagam Komite Remunerasi, kebijakan, struktur, dan besaran remunerasi dievaluasi paling sedikit satu kali dalam satu tahun dengan mempertimbangkan:

- kinerja perusahaan
- remunerasi pembanding yang berlaku pada industri nasional yang relevan dan perusahaan lain dengan skala yang mirip dan kondisi perekonomian global
- tugas, tanggung jawab, dan wewenang anggota Direksi dan/atau Dewan Komisaris yang dikaitkan dengan pencapaian tujuan dan kinerja Perseroan
- pencapaian target kinerja masing-masing anggota Direksi dan Dewan Komisaris
- keseimbangan antara komponen tetap dan komponen variabel dari remunerasi

Prosedur penetapan remunerasi anggota Dewan Komisaris dan Direksi adalah sebagai berikut:

Untuk menjaga independensi dan/atau menghindari kemungkinan terjadinya benturan kepentingan, Perseroan menetapkan kebijakan sebagai berikut: [GRI 2-10-b] [GRI 2-15-a] [GRI 2-19-a] [GRI 2-19-b]

- anggota Direksi menerima remunerasi dalam bentuk gaji, tunjangan, bonus kinerja, dan/atau benefit lainnya.
- anggota Dewan Komisaris, termasuk Komisaris Independen, menerima remunerasi tetap dalam bentuk honorarium sesuai persetujuan RUPS. Anggota Dewan Komisaris, termasuk Komisaris Independen, tidak menerima hak opsi, bonus saham, ataupun insentif lainnya.
- anggota Dewan Komisaris dan Direksi Perseroan dilarang untuk mengambil dan/atau menerima keuntungan pribadi (termasuk untuk mendapatkan pinjaman dari Perseroan) selain remunerasi dan fasilitas lainnya yang ditetapkan RUPS.

Sehubungan dengan kebijakan ini, tidak ada anggota Dewan Komisaris dan Direksi Perseroan yang mendapatkan pinjaman dari Perseroan.

Dalam RUPST Perseroan tanggal 12 Mei 2022, pemegang saham Perseroan menyetujui untuk memberikan kewenangan kepada Dewan Komisaris untuk menentukan besaran remunerasi yang diterima oleh masing-masing anggota Dewan Komisaris dan Direksi untuk tahun 2022. Keputusan RUPST sudah ditindaklanjuti oleh Dewan Komisaris. [GRI 2-20-a-ii,b]

Pada tahun 2022, total remunerasi yang diterima oleh Dewan Komisaris dan Direksi Perseroan adalah sebesar USD 3.352.078.

March 2023. The Nomination and Remuneration Committee evaluated those appraisal results as well as prepared a competency development plan for the Board of Commissioners, the Board of Directors, Committees, and Supporting Units, to be proposed for approval from the Board of Commissioners. The outcome of the evaluation will be the basis of consideration to determine the remuneration recommendation to the Board of Commissioners, which will be proposed to the AGM. [GRI 2-20-a]

Remuneration Determination of the Board of Commissioners and the Board of Directors [GRI 2-19-a] [GRI 2-19-b] [GRI 2-20-a]

Procedure for Determining Remuneration
Based on the Charter of the Remuneration Committee, the policy, structure, and amount of remuneration are evaluated at least once a year by taking into account:

- Company performance
- remuneration benchmarks from relevant national industries and other companies of similar sizes as well as global economic conditions
- duties, responsibilities, and authorities of the member of the Board of Directors and/or the Board of Commissioners, in relation to the achievement of the Company's goals and performance
- achievement of performance targets for each member of the Board of Directors and the Board of Commissioners
- balance between the fixed and variable components of the remuneration

The procedure for determining remuneration for the Board of Commissioners and the Board of Directors is as follows:

To maintain independency and/or to avoid the possibility of conflict of interest, the Company has established the following provisions: [GRI 2-10-b] [GRI 2-15-a] [GRI 2-19-a] [GRI 2-19-b]

- members of the Board of Directors receive remuneration in the form of salary, allowances, performance bonuses, and/or other benefits.
- members of the Board of Commissioners, including the Independent Commissioners, receive fixed remuneration in the form of honorarium, as approved by the GMS. Members of the Board of Commissioners, including the Independent Commissioners, do not receive any options, shares bonuses, or other incentives.
- members of the Board of Commissioners and the Board of Directors of the Company are prohibited to take and/or receive personal benefits (including obtaining loans from the Company) other than the remuneration and other benefits determined by the GMS.

In connection with this policy, there was no member of the Company's Board of Commissioners and the Board of Directors who obtained loans from the Company.

In the Company's AGM dated May 12, 2022, the shareholders of the Company agreed to grant authority to the Board of Commissioners to determine the amount of remuneration received by each member of the Board of Commissioners and the Board of Directors for the year 2022. The AGMS resolution has been followed up by the Board of Commissioners. [GRI 2-20-a-ii,b]

In 2022, the total remuneration received by the Board of Commissioners and the Board of Directors was USD 3,352,078.

Kebijakan Suksesi Direksi [GRI 2-10-a]

Dengan bantuan Presiden Direktur dan Direktur yang membidangi SDM, Komite Nominasi dan Remunerasi memiliki peranan penting dalam melakukan perencanaan suksesi karyawan kunci, termasuk Direksi. Perencanaan suksesi karyawan kunci ini dimaksudkan untuk menjaga kesinambungan kepemimpinan dalam Perseroan. Rencana pengembangan dan suksesi dapat ditinjau secara berkala oleh Dewan Komisaris.

Kriteria yang dipertimbangkan dalam proses suksesi adalah sesuai dengan kriteria untuk masing-masing posisi yang dibutuhkan. Adapun kriteria pengangkatan Dewan Komisaris, Direksi, Komite Audit, Komite Manajemen Risiko, dan Komite Nominasi dan Remunerasi dapat dilihat pada bagian Governansi Korporat. [GRI 2-10-b]

Board of Directors' Succession Policy [GRI 2-10-a]

With the assistance of the President Director and the Director in charge of HR, the Nomination and Remuneration Committee has an important role in conducting key employees' succession, including the Board of Directors. The key employees' succession plan is aimed to maintain the continuity of leadership within the Company. Development and succession plans may be reviewed periodically by the Board of Commissioners.

The criteria considered in the succession process are in accordance with the criteria for each of the required positions. The criteria for appointing the Board of Commissioners, Board of Directors, Audit Committee, Risk Management Committee, and Nomination and Remuneration Committee can be seen in the Corporate Governance section. [GRI 2-10-b]

Prosedur Suksesi
Succession Procedure

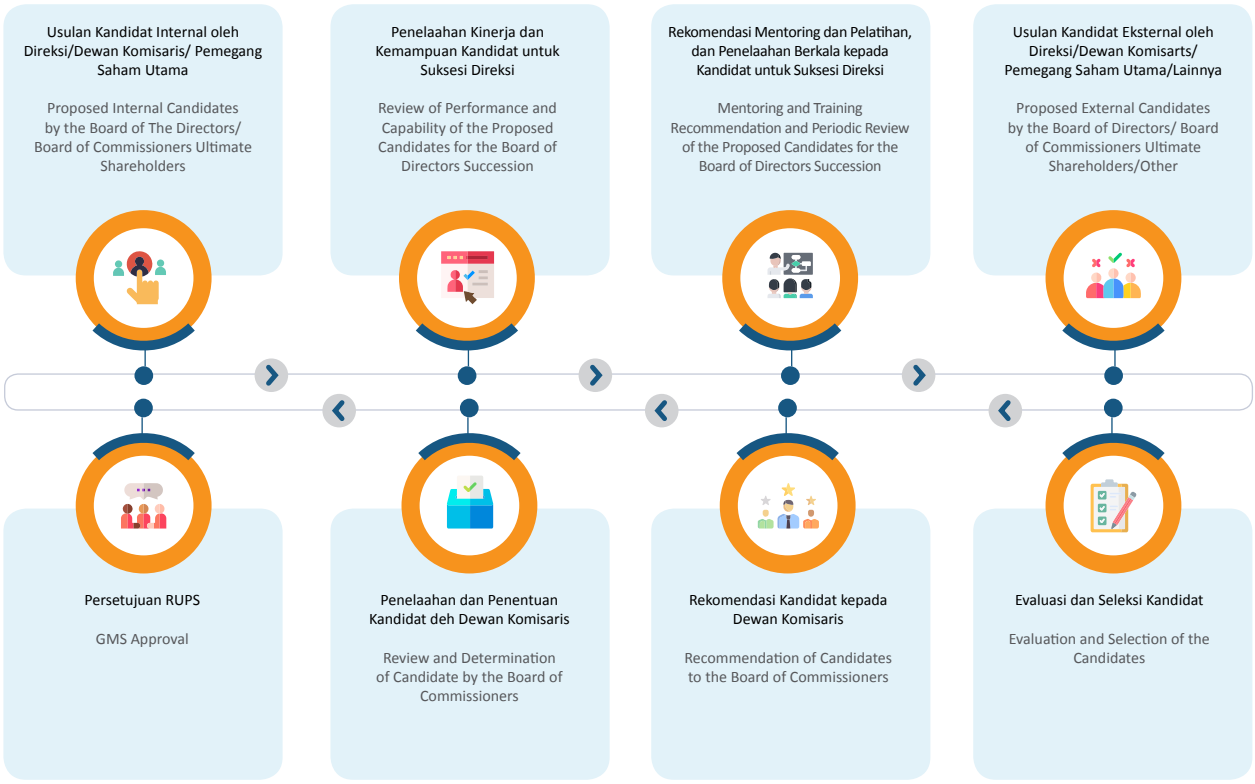

Rapat Komite Nominasi dan Remunerasi

Rapat Komite Nominasi dan Remunerasi wajib diselenggarakan secara berkala sekurang-kurangnya 1 (satu) kali dalam 4 (empat) bulan. Pemanggilan rapat dilakukan oleh ketua Komite Nominasi dan Remunerasi.

Keputusan rapat Komite Nominasi dan Remunerasi diambil atas dasar musyawarah untuk mencapai mufakat. Dalam hal musyawarah untuk mufakat tidak tercapai, maka pengambilan keputusan dilakukan berdasarkan suara terbanyak. Risalah rapat Komite Nominasi dan Remunerasi disampaikan secara tertulis kepada Dewan Komisaris.

Meetings of the Nomination and Remuneration Committee

The Nomination and Remuneration Committee shall convene a meeting on a periodical basis at least once every 4 (four) months. Notice of the meeting shall be made by the chairperson of the Nomination and Remuneration Committee.

The resolution of the Nomination and Remuneration Committee meeting shall be taken based on deliberation to reach a consensus. In the event deliberation for consensus is not achieved, the resolution shall be made based on the majority vote. Minutes of the Nomination and Remuneration Committee meetings are submitted in writing to the Board of Commissioners.

Selama tahun 2022, Komite Nominasi dan Renumerasi telah melaksanakan 9 (sembilan) kali rapat, yaitu 5 (lima) kali rapat dengan agenda nominasi dan 4 (empat) kali rapat dengan agenda remunerasi. Tingkat kehadiran rapat Komite Nominasi dan Remunerasi pada tahun 2022 secara rata-rata adalah 100%.

In 2022, the Nomination and Remuneration Committee held 9 (nine) meetings, i.e. 5 (five) meetings with the nomination agenda and 4 (four) meetings with the remuneration agenda. The average attendance rate of the Nomination and Remuneration Committee meetings held in 2022 was 100%.

Ringkasan rapat Komite Nominasi dan Remunereasi pada tahun 2022 adalah sebagai berikut:

The summary of the meetings of the Nomination and Remuneration Committee in 2022 is as follows:

Tanggal Date	Pembahasan Rapat Meeting Agenda	Pelaksanaan Execution	Kehadiran Attendance			% Kehadiran % of Attendance
			EHL[1)]	FOW[1)]	SS	
27 Jan	• Menentukan rencana kerja untuk pelaksanaan fungsi nominasi 2022 • Memberikan usulan perbaikan formulir penilaian kinerja Dewan Komisaris, Direksi, Komite, dan Unit-Unit Pendukung • Determined the work plan for the implementation of the nomination function 2022 • Provide suggestions for improving the performance appraisal forms for the Board of Commissioners, Directors, Committees, and Supporting Units	Sudah dilaksanakan Executed	✓	✓	✓	100%
27 Jan	• Menentukan rencana kerja untuk pelaksanaan fungsi remunerasi 2022 • Menyepakati rencana pelaksanaan penilaian kinerja Dewan Komisaris, Direksi, dan Komite tahun 2021 • Determined the work plan for the implementation of the remuneration function 2022 • Decided on the plan for performance appraisal of the Board of Commissioners, the Board of Directors, and the Committees, for their performance in 2021	Sudah dilaksanakan Executed	✓	✓	✓	100%
25 Feb	• Menyusun rencana pelatihan Dewan Komisaris, Direksi, dan Komite 2022 • Menyusun rencana pelaksanaan penilaian kinerja Dewan Komisaris, Direksi, Komite, dan Unit-Unit Pendukung tahun 2021 • Prepared training plan 2021 for the Board of Commissioners, Board of Directors, and Committee • Prepared plan for performance appraisal of the Board of Commissioners, the Board of Directors, Committees, and Supporting Units for their performance in 2021	Sudah dilaksanakan Executed	✓	✓	✓	100%
4 Mar	• Menelaah draft Laporan Tahunan 2021 • Memutuskan rencana pelatihan Dewan Komisaris, Direksi, dan Komite 2022 • Reviewed the draft of the Annual Report 2021 • Determined the training plan in 2022 for the Board of Commissioners, Board of Directors, and Committee	Sudah dilaksanakan Executed	✓	✓	✓	100%
4 Mar	• Menelaah draft Laporan Tahunan 2021 • Reviewed the Annual Report 2021 draft	Sudah dilaksanakan Executed	✓	✓	✓	100%
1 Apr	• Memberikan rekomendasi susunan Dewan Komisaris dan Direksi • Provide recommendation on the composition of the Board of Commissioners and Directors	Sudah dilaksanakan Executed	✓	✓	✓	100%
1 Apr	• Mengusulkan kepada Dewan Komisaris untuk menentukan kenaikan remunerasi sebesar 5% untuk anggota Dewan Komisaris dan Direksi • Proposed to the Board of Commissioners to determine a 5% increase in remuneration for members of the Board of Commissioners and the Board of Directors	Sudah dilaksanakan Executed	✓	✓	✓	100%
27 May	• Menindaklanjuti hasil keputusan RUPST terkait dengan remunerasi anggota Dewan Komisaris dan Direksi • Followed up AGM's resolution on the remuneration of the members of the Board of Commissioners and the Board of Directors	Sudah dilaksanakan Executed	✓	✓	✓	100%
9 Sep	• Menyetujui perubahan susunan Dewan Komisaris dan Direksi • Approved the changes in management composition	Sudah dilaksanakan Executed	✓	✓	✓	100%
		Kehadiran / Attendance	9/9	9/9	9/9	100%
		% kehadiran / % of attendance	100%	100%	100%	

Keterangan / Notes:
Rapat dengan agenda nominasi / meeting with nomination agenda
Rapat dengan agenda remunerasi / meeting with remuneration agenda

- EHL : Dr.-Ing. Evita Herawati Legowo
- FOW : Franky Oesman Widjaja
- SS : Dr. Susi Susantijo, S.H., LL.M.

[1)] Merangkap sebagai anggota Dewan Komisaris
[1)] Concurrently serves as a member of the Board of Commissioners

Unit Audit Internal

Internal Audit Unit

Unit Audit Internal adalah unit kerja independen yang dibentuk oleh Perseroan untuk melindungi dan meningkatkan nilai-nilai Perseroan dengan melaksanakan kegiatan asurans berbasis risiko serta memberikan saran dan masukan terhadap governansi korporat, manajemen risiko dan pengendalian internal.

Unit Audit Internal melapor secara langsung kepada Direksi dan Komite Audit serta membantu Direksi dan manajemen dalam menilai pengelolaan dan pengendalian risiko yang berdampak paling signifikan.

The Internal Audit Unit is an independent work unit established by the Company to protect and enhance the Company's values by carrying out objective risk-based insurance activities and providing advice and input on the Company's corporate governance, risk management, and internal control.

The Internal Audit Unit directly reports to the Board of Directors and the Audit Committee and assists the Board of Directors and management in assessing whether the most significant risks are sufficiently managed and controlled.

Piagam Unit Audit Internal

Perseroan telah memiliki Piagam Unit Audit Internal sejak tahun 2011. Piagam ini telah disempurnakan pada tahun 2020 dan dijadikan pedoman dan petunjuk kerja bagi Unit Audit Internal.

Hal-hal yang diatur dalam Piagam Unit Audit Internal, antara lain, sebagai berikut:
- Struktur dan Kedudukan
- Misi dan Tujuan
- Tugas, Tanggung Jawab, dan Wewenang
- Standar dan Kode Etik
- Independensi dan Obyektivitas
- Persyaratan Auditor Internal
- Program Asurans dan Peningkatan Kualitas

Piagam Unit Audit Internal telah dipublikasikan dalam situs web Perseroan. Piagam ini dievaluasi secara berkala.

Charter of the Internal Audit Unit

The Company had maintained a Charter of the Internal Audit Unit since 2011. This Charter has been updated in 2020 and is used as a guideline and provides instructions for the Internal Audit Unit.

The provisions stipulated in the Charter of the Internal Audit Unit, among others, are as follows:
- Structure and Position
- Mission and Purpose
- Duty, Responsibility, and Authority
- Standards and Code of Conduct
- Independence and Objectivity
- Requirements of Internal Auditors
- Quality Assurance and Improvement Program

The Charter of the Internal Audit Unit has been published on the Company's website. This Charter is subject to periodic review.

Susunan Unit Audit Internal

Unit Audit Internal dipimpin oleh Kepala Unit Audit Internal yang diangkat dan diberhentikan oleh Direksi dengan persetujuan Dewan Komisaris dan Komite Audit. Secara administratif, Kepala Unit Audit Internal bertanggung jawab secara langsung kepada Presiden Direktur, namun secara fungsional bertanggung jawab kepada Komite Audit.

Berdasarkan Keputusan Sirkuler Direksi tanggal 16 Desember 2022, Perseroan telah menunjuk Ibu Mona Angelique Susanto sebagai Kepala Unit Audit Internal menggantikan Ibu Citra Dirawati Pohan efektif berlaku sejak tanggal surat keputusan hingga dikeluarkannya keputusan Direksi Perseroan berikutnya terkait perubahan Kepala Unit Audit Internal. Informasi terkait perubahan Kepala Unit Audit Internal ini telah diumumkan dalam keterbukaan informasi Perseroan pada tanggal 20 Desember 2022.

Ibu Mona Angelique Susanto merupakan seorang Warga Negara Indonesia, berusia 44 tahun, dengan domisili di Jakarta. Beliau memperoleh gelar Sarjana Akuntansi dari Universitas Tarumanagara pada tahun 2001 dan meraih gelar *Professional Accountant* dari Universitas Trisakti pada tahun 2011.

Composition of the Internal Audit Unit

The Internal Audit Unit is led by the Head of Internal Audit Unit who is appointed and terminated by the Board of Directors with the approval from the Board of Commissioners and the Audit Committee. Administratively, the Head of Internal Audit Unit is directly responsible to the President Director but is functionally responsible to the Audit Committee.

Based on the Circular Resolution of the Board of Directors dated December 16, 2022, the Company appointed Ms. Mona Angelique Susanto as the Head of Internal Audit Unit replacing Mrs. Citra Dirawati Pohan effective from the date of the resolution and valid until the new issuance of the resolution of the Board of Directors related to the change of the Head of Internal Audit Unit. Information related to changes in the composition of the Head of Internal Audit Unit was announced in the Company's information disclosure dated December 20, 2022.

Ms. Mona Angelique Susanto is an Indonesian citizen, 44 years old, domiciled in Jakarta. She earned her bachelor's degree in Accounting from Universitas Tarumanagara in 2001 and a Professional Accountant title from Universitas Trisakti in 2011.

Sebelum bergabung dengan Perseroan, beliau bekerja dalam bidang *Audit & Advisory* di Kantor Akuntan Publik Satrio, Bing & Eny di Jakarta, dan Deloitte AS di Norwegia (2001 – 2013) dengan posisi terakhir sebagai *Senior Audit Manager.* Beliau kemudian bekerja di PT Mitra Adiperkasa Tbk dan entitas anak untuk memegang beberapa posisi penting di Audit Internal, *Inventory Control, Central Data Management, Business Analysis, Control, Finance, Accounting, Tax, Corporate Project* dan *Banking Relations* (2013 – 2022).

Unit Audit Internal terdiri dari para auditor internal dengan berbagai latar belakang pendidikan, keahlian, dan pengalaman kerja yang saling melengkapi.

Fungsi audit internal juga dibentuk di entitas anak Perseroan. Fungsi audit internal di entitas anak tersebut bertanggung jawab kepada Presiden Direktur di masing-masing entitas anak yang bersangkutan, namun tetap berkoordinasi dengan Unit Audit Internal Perseroan.

Pada tanggal 31 Desember 2022, jumlah karyawan Unit Audit Internal Perseroan dan entitas anak adalah 17 (tujuh belas) orang, tidak termasuk Kepala Unit Audit Internal Perseroan.

Struktur Unit Audit Internal

Struktur Unit Audit Internal dapat dilihat pada bagian Profil Perusahaan, sub-bagian Struktur Organisasi Perseroan.

Rapat Unit Audit Internal

Sesuai Peraturan OJK, Anggaran Dasar Perseroan, dan Piagam Unit Audit Internal, rapat Unit Audit Internal dilaksanakan secara berkala paling sedikit 1 (satu) kali dalam 3 (tiga) bulan.

Untuk pemenuhan aspek akuntabilitas, pada tahun 2022, Unit Audit Internal telah melakukan 10 (sepuluh) kali rapat dengan Komite Audit dan lima kali rapat dengan Direksi.

Agenda yang dibahas dalam rapat antara lain sebagai berikut:
- perkembangan rencana audit tahunan
- laporan keuangan
- status implementasi tindakan perbaikan, dan
- hambatan dalam implementasi Piagam Unit Audit Internal (jika ada)

Pelaksanaan Tugas Unit Audit Internal pada Tahun 2022

Unit Audit Internal mengadopsi kode etik profesi auditor internal yang dikeluarkan oleh *Institute of Internal Audit*.

Unit Audit Internal telah melaksanakan tugasnya sesuai dengan Piagam Audit Internal. Direksi telah memberikan dukungan penuh untuk kegiatan audit internal dan tidak ada pembatasan ruang lingkup maupun akses bagi Unit Audit Internal.

Perseroan mewajibkan semua auditor internal Perseroan membaca dan memahami kode etik profesi audit internal. Dalam hal terdapat

Prior to joining the Company, she worked in Audit & Advisory at Public Accounting Firm Satrio, Bing & Eny in Jakarta, and Deloitte AS in Norway (2001 – 2013) with the latest position as Senior Audit Manager. She continued to work at PT Mitra Adiperkasa Tbk and its subsidiaries and hold various executive positions in Internal Audit, Inventory Control, Central Data Management, Business Analysis, Control, Finance, Accounting, Tax, Corporate Project, and Banking Relations (2013 – 2022).

The Internal Audit Unit consists of internal auditors with a variety of educational backgrounds, expertise, and complementary work experience.

The internal audit function is also established in the Company's subsidiaries. The internal audit function of the subsidiary is responsible to the President Director of each of the relevant subsidiaries, but still coordinates with the Company's Internal Audit Unit.

On December 31, 2022, the headcount of the Internal Audit Unit of the Company and its subsidiaries were 17 (seventeen) persons, excluding the Company's Head of the Internal Audit Unit.

Structure of the Internal Audit Unit

Structure of the Internal Audit Unit can be seen in the Company Profile section, Organizational Structure of the Company sub-section.

Meetings of the Internal Audit Unit

In accordance with OJK Regulations, the Articles of Association of the Company, and the Charter of the Internal Audit Unit, the Internal Audit Unit meeting shall be conducted at least once in 3 (three) months.

To fulfil the accountability aspect, in 2022, the Internal Audit Unit had 10 (ten) meetings with the Audit Committee and five meetings with the Board of Directors.

The agenda discussed at the meeting included the following:
- progress of the annual audit plan
- financial reports
- status of corrective actions implementation, and
- constraints in implementing the Charter of the Internal Audit Unit (if any)

Implementation of Duties of the Internal Audit Unit in 2022

The Internal Audit Function adopts the internal audit code of ethics issued by the Institute of Internal Audit.

The Internal Audit Unit has carried out its duties in accordance with the Internal Audit Charter. The Board of Directors has given its full support to the internal audit activities and there were no restrictions on the scope and access for the Internal Audit Unit.

The Company requires all of the Company's internal auditors to read and understand the internal audit code of ethics. In the event

potensi benturan kepentingan, Perseroan akan mengambil tindakan untuk mengatasi risiko tersebut.

of a potential conflict of interest, the Company will take action to address the risk.

Sepanjang tahun 2022, Unit Audit Internal telah melaksanakan audit umum berdasarkan rencana kerja audit tahunan, audit khusus berdasarkan hasil pembahasan atau permintaan dari manajemen Perseroan, serta pengembangan proses dan sistem di Perseroan dan entitas anak.

In the year 2022, Internal Audit Unit performed general audits based on the annual audit work plan, ad-hoc audit based on discussion results or requests from the Company's management, and the development of processes and systems within the Company and its subsidiaries.

Pelaksanaan tugas Unit Audit Internal di Perseroan selama tahun 2022 adalah sebagai berikut:

Implementation of duties of the Internal Audit Unit in the Company during 2022 was as follows:

Tugas Duties	**Pelaksanaan Tugas Tahun 2022** Implementation of Duties in 2022
Mempersiapkan rencana audit tahunan Prepare the annual audit plan	Optimal dengan sumber daya yang ada, Unit Audit Internal memilih objek audit untuk dimasukkan ke dalam rencana audit tahunan berdasarkan prioritas risiko dengan mempertimbangkan profil risiko seluruh lini bisnis strategis. Sebelum difinalisasi, rencana audit tahunan dipresentasikan ke Direksi, Dewan Komisaris, dan Komite Audit untuk memastikan bahwa rencana tersebut selaras dengan strategi Perseroan dan telah memasukkan hal-hal yang menjadi perhatian manajemen. To obtain optimum benefits with the available resources, the Internal Audit Unit selected audit objects to be included in the annual audit plan based on risk priorities by considering the risk profile of all strategic business lines. Prior to finalization, the annual audit plan was presented to the Board of Directors, the Board of Commissioners, and the Audit Committee to ensure that the plan was aligned with the Company's strategy and has incorporated management concerns
Membuat prioritas profil risiko Prioritize risk profile	Unit Audit Internal mengkaji dan membuat prioritas risiko dengan mempertimbangkan profil risiko di seluruh lini bisnis strategis dalam menyusun rencana audit tahunan. Audit Perseroan pada tahun 2022 terutama difokuskan pada risiko-risiko dibawah ini: The Internal Audit Unit reviewed and prioritized risks by considering the risk profile of all strategic business lines when developing an annual internal audit plan. The Company's internal audit in 2022 mostly focused on the following risks:

Jenis Risiko Risk Type	**2022**	**2021**	**2020**	**2019**
Proses Bisnis / Business Process	55%	75%	75%	50%
Tata Kelola / Governance	-	25%	25%	-
Kepatuhan Hukum / Legal & Regulatory Compliance	35%	-	-	-
Teknologi / Technology	10%	-	-	-
Hal Kritis / Critical Material	-	-	-	50%

Melaksanakan audit Perform audit	Pada tahun 2022, terdapat 23 (dua puluh tiga) obyek audit dalam semesta audit dan Unit Audit Internal telah menyelesaikan 8 (delapan) laporan audit dengan lingkup audit yang lebih komprehensif. Audit Perseroan mencakup 3 (tiga) lini bisnis strategis Perseroan serta fokus pada risiko-risiko yang mempengaruhi proses usaha, kepatuhan hukum dan risiko teknologi terutama terkait ancaman keamanan atas *cyber-attack*. Hasil pelaksanaan audit telah dilaporkan oleh Unit Audit Internal kepada Direksi dan Komite Audit Perseroan. In 2022, there were 23 (twenty-three) audit objects in the audit universe and the Internal Audit Unit completed a total of 8 (eight) audits with more comprehensive audit coverage. The Company's audit covered 3 (three) strategic business lines of the Company and focused on risks related to business processes, legal and regulatory compliance, and technology risk mainly for security risks on cyber-attack. The audit results had been reported by the Internal Audit Unit to the Board of Directors and the Company's Audit Committee

Keterangan / Description	**2022**	**2021**	**2020**	**2019**
Jumlah Laporan Audit / Number of Audit Reports	8	2	4	3
Cakupan Lini Bisnis Strategis / Coverage of Strategic Business Lines	3	2	3	2

Memantau pelaksanaan tindakan perbaikan Monitor the implementation of corrective actions	Setiap laporan hasil audit menyertakan rekomendasi atau tindakan perbaikan yang telah disepakati dengan manajemen lini bisnis strategis terkait. Pelaksanaan tindakan perbaikan dipantau dan dilaporkan oleh Unit Audit Internal kepada Direksi dan Komite Audit secara periodik. Jumlah tindakan perbaikan yang dilakukan manajemen menjadi salah satu indikator kinerja utama Unit Audit Internal. Di tahun 2022, terdapat 161 tindakan perbaikan yang telah selesai diimplementasikan yang mewakili 70% dari jumlah seluruh rekomendasi audit yang jatuh tempo di Desember 2022. Each audit report includes recommendations or corrective actions that had been agreed upon with the management of the relevant strategic business lines. The implementation of corrective actions was monitored and reported by the Internal Audit Unit to the Board of Directors and the Audit Committee periodically. The number of corrective actions taken by management is one of the key performance indicators of the Internal Audit Unit. In 2022, 161 completed corrective actions were implemented, representing 70% of all audit recommendations due in December 2022.

Tugas Duties	Pelaksanaan Tugas Tahun 2022 Implementation of Duties in 2022	
	Keterangan / Description	**2022**
	Tindakan perbaikan yang disepakati / Agreed corrective actions	323
	Tindakan perbaikan tahun sebelumnya yang diterapkan pada tahun 2022 / Corrective action from previous year which were implemented in 2022	110
	Tindakan perbaikan tahun sebelumnya yang belum diterapkan / Corrective actions from previous year which had not been implemented	22
	Jumlah tindakan perbaikan yang disepakati / Total agreed corrective actions	455
	Jumlah tindakan perbaikan yang jatuh tempo di bulan Desember / Total corrective actions due in December	230
	Jumlah penerapan tindakan perbaikan yang jatuh tempo di bulan Desember / Total implemented corrective actions due in December	161
	Tindakan perbaikan yang telah diterapkan (%) / Corrective actions implemented (%)	70%

Untuk memudahkan aktivitasnya, Unit Audit Internal menggunakan teknologi informasi sesuai kebutuhan, misalnya untuk kertas kerja, portal audit internal untuk *knowledge management*, *database* hasil pemeriksaan dan tindakan perbaikan.

Untuk memastikan dan terus meningkatkan kualitas auditnya, Unit Audit Internal mengimplementasikan program asurans dan perbaikan kualitas yang meliputi hal-hal berikut:
- mengadakan survei untuk mendapatkan umpan balik dari manajemen
- melakukan penilaian mandiri dan *peer review* pada setiap penugasan audit untuk memastikan kepatuhan terhadap panduan Audit Internal yang berlaku
- melakukan penilaian mandiri atas kesesuaian dengan Standar Internasional untuk *Professional Practice of Internal Auditing* dan kepatuhan terhadap peraturan OJK
- melaksanakan program perbaikan yang berkelanjutan untuk meningkatkan siklus audit dan produktivitas

Hasil program asurans dan perbaikan kualitas dirangkum dan didiskusikan untuk dimasukkan ke dalam proyek perbaikan berkelanjutan tahun berikutnya. Program asurans dan perbaikan kualitas ini telah dilakukan secara berkala dan menghasilkan penilaian yang sangat positif. Hasil program asurans dan perbaikan kualitas ini telah dilaporkan kepada Direksi dan Komite Audit secara berkala.

Perbaikan Berkelanjutan bagi Unit Audit Internal

Unit Audit Internal berencana untuk terus melakukan perbaikan berkelanjutan sebagai berikut:
- selalu mendukung Perseroan dalam memberikan jasa asurans dan konsultasi dengan independen dan objektif atas tata kelola, kegiatan operasional dan efektivitas pengendalian internal untuk menambah nilai dan memperbaiki aktivitas operasional
- meningkatkan proses audit berbasis risiko dan memperhatikan risiko potensial yang sudah teridentifikasi
- meningkatkan kompetensi dan keterampilan anggota Unit Audit Internal dengan mengikutsertakan anggota Unit Audit Internal dalam lokakarya, pelatihan, dan/atau seminar
- mempertahankan kualitas asurans dan program peningkatan yang mencakup seluruh aspek kegiatan audit internal

To facilitate its activities, the Internal Audit Unit has been using information technology as needed, such as for working papers, an internal audit portal for knowledge management, audit result, and corrective action database.

To ensure and keep improving its audit quality, the Internal Audit Unit implements a quality assurance and improvement program that comprises:
- conducting surveys to obtain feedback from the management
- performing self-assessment and peer review for each audit assignment to ensure compliance with the existing Internal Audit manual
- conducting self-assessment on the conformance with International Standards for the Professional Practice of Internal Auditing and compliance with the OJK regulations
- conducting continuous improvement programs to improve audit cycle time and productivity

The result of the quality assurance and improvement program was compiled and discussed to be included in a continuous improvement project for the following year. The quality assurance and improvement program has been performed regularly and produced positive results. The outcomes had been reported to the Board of Directors and the Audit Committee on a regular basis.

Continuous Improvement of the Internal Audit Unit

Internal Audit Unit plans to continue exercising continuous improvement as follows:
- continuously support the Company in providing independent and objective assurance and consulting services on corporate governance, operational activities, and effectiveness of internal control to add value and improve operational activities
- improve appropriate risk-based focus audit and taking into consideration identified potential risks
- improve the competencies and skills of the Internal Audit Unit members by involving the members in workshops, trainings, and/or seminars
- maintain quality assurance and improvement program that covers all aspects of the internal audit activity

Peningkatan Kompetensi bagi Anggota Unit Audit Internal

Unit Audit Internal menyusun program pelatihan untuk memastikan bahwa setiap anggota tim memiliki pengetahuan dan keahlian yang memadai untuk melaksanakan tugas-tugasnya. Pada tahun 2022, setiap anggota tim mendapat pelatihan rata-rata 124 (seratus dua puluh empat) jam.

Lokakarya/pelatihan/seminar yang diikuti adalah sebagaimana dapat dilihat pada tabel berikut:

Competency Development for Members of the Internal Audit Unit

The internal audit unit developed training programs to ensure that each team member has adequate skills and knowledge to perform their responsibilities. In 2022, each team member had an average of 124 (one hundred twenty four) hours of training.

The workshops/trainings/seminars that are attended are as can be seen in the following table:

Nama & Jabatan Name & Position	Lokakarya/Pelatihan/Seminar Workshop/Training/Seminar	Tempat, Tanggal Place, Date	Penyelenggara Organizer
Citra Dirawati Pohan*) Kepala Unit Audit Internal Head of the Internal Audit Unit	Tantangan dan Peluang Profesi Manajemen Risiko dalam Pencapaian Tujuan Keuangan Berkelanjutan	Jakarta, Feb 25, 2022	IRMAPA
	Anti-bribery Management System: Experience Through Integrity	Jakarta, Jun 16, 2022	OJK Institute
	Managing Tax Compliance Risk	Jakarta, Jun 16, 2022	RSM Indonesia
	The Rise of Modern Cyber Risks: Aware, Protect, Create	Jakarta, Jul 28, 2022	IRMAPA
Anggota Unit Audit Internal Member of the Internal Audit Unit	Brevet Pajak A & B	Jakarta, Jun 16 – Sep 23, 2022	IAI
	Valuation for New Energy	Jakarta, Aug 25, 2022	RSM
	B20 Side Event – Trade and Investment Task Force	Jakarta, Aug 26, 2022	ICDX

Keterangan / Notes:
*) Ibu Mona Angelique Susanto ditunjuk sebagai Kepala Unit Audit Internal menggantikan Ibu Citra Dirawati Pohan berdasarkan Keputusan Sirkuler Direksi tanggal 16 Desember 2022.
*) Ms. Mona Angelique Susanto was appointed as Head of the Internal Audit Unit to replace Mrs. Citra Dirawati Pohan based on the Circular Resolution of the Board of Directors dated December 16, 2022.

Pengendalian Internal

Perseroan memahami pentingnya membangun dan menerapkan sistem pengendalian internal secara konsisten di lingkungan bisnisnya. Bagi Perseroan, sistem pengendalian internal merupakan bagian dari infrastruktur tata kelola perseroan, yang dibentuk untuk mencegah indikasi kecurangan di Perseroan serta untuk memastikan kinerja yang efektif dan efisien, termasuk keandalan pelaporan keuangan, aset keamanan, serta kepatuhan terhadap peraturan. Tindakan pencegahan dilakukan melalui perbaikan dan penguatan pengendalian internal.

Pengendalian internal secara umum bertujuan untuk hal-hal sebagai berikut:

- pengamanan aset dan sumber daya Perseroan dan entitas anak
- efektivitas dan efisiensi kegiatan operasi, termasuk kemampuan dalam merespon perubahan bisnis dan lingkungan eksternal
- kualitas laporan keuangan
- kepatuhan terhadap peraturan perundang-undangan

Tinjauan atas Efektivitas Sistem Pengendalian Internal

Unit Audit Internal memeringkat kecukupan aktivitas pengendalian oleh manajemen dalam rangka memitigasi risiko dan menyajikan peringkat tersebut dalam setiap laporan audit yang disampaikan kepada Direksi, Dewan Komisaris, Komite Audit, dan manajemen terkait.

Berdasarkan peninjauan, dapat disimpulkan bahwa sistem pengendalian internal telah berjalan sebagaimana yang diinginkan dengan beberapa peluang untuk perbaikan berkelanjutan.

Internal Control

The Company understands the importance of establishing and consistently applying an internal control system in its business environment. For the Company, the internal control system is part of the governance infrastructure of the Company, which is established in order to prevent fraud indication at the Company as well as to ensure effective and efficient performance, including the reliability of the financial reporting, asset security, as well as regulatory compliance. The preventive action is carried out through improvement and strengthening of internal control.

The general purpose of internal control is as follows:

- safeguarding of the asset and resources of the Company and its subsidiaries
- effectiveness and efficiency of operational activities, including the ability to respond to changes in business and the external environment
- quality of the financial statements
- compliance with the laws and regulations

Review of Internal Control System Effectiveness

The Internal Audit Unit rates the adequacy of controls implemented by management to mitigate risks and shows the rating in each audit report submitted to the Board of Directors, Board of Commissioners the Audit Committee, and related management personnel.

Based on the review, it can be concluded that the internal control system had been running as intended with some opportunities for continuous improvements.

Sistem pengendalian internal Perseroan dinilai telah berjalan dengan baik dan efektif pada tahun 2022 yang diukur dari efektivitas fungsi pengendalian internal, antara lain fungsi audit internal, fungsi manajemen risiko, kepatuhan, serta pengendalian keuangan dan operasional.

The Company's internal control system was judged to be working adequately and effectively in 2022, as measured by the effectiveness of the internal control functions, among others, the internal audit function, the risk management function, compliance, and financial and operational controls.

Pengendalian Internal atas Pelaporan Keuangan (ICFR)

Internal Control over Financial Reporting (ICFR)

Perseroan memiliki divisi *business control* yang bertanggung jawab atas proses ICFR di Perseroan. Lingkup pekerjaan ICFR dilakukan berdasarkan pedoman yang diterbitkan oleh *Committee of Sponsoring Organizations of the Treadway Commission* (COSO) yang terdiri atas 5 (lima) komponen, yaitu: lingkungan pengendalian, penilaian risiko, kegiatan pengendalian, sistem informasi dan komunikasi, serta pemantauan.

The Company has a business control division which is responsible for the process of ICFR in the Company. The ICFR scope of work is based on the framework for internal control, published by the Committee of Sponsoring Organizations of the Treadway Commission (COSO) which consists of 5 (five) components, i.e. control environment, risk assessment, control activities, information and communication systems, and monitoring.

ICFR memastikan informasi keuangan yang andal dan tepat waktu dalam laporan interim dan tahunan. Perseroan dan entitas anak Perseroan diwajibkan untuk mematuhi persyaratan ICFR. Hal yang sama berlaku untuk perusahaan asosiasi, operasi bersama dan usaha patungan di mana Perseroan bertanggung jawab atas pembukuan dan pelaporan keuangan. Jika pihak ketiga bertanggung jawab atas akuntansi dan pelaporan keuangan Perseroan yang dimiliki sebagian, segmen yang bertanggung jawab harus melakukan kompensasi pengendalian.

The ICFR ensures reliable and timely financial information in the interim and annual reports. The Company and its subsidiaries of the Company are required to comply with the ICFR requirements. The same applies to associated companies, joint operations, and joint ventures where the Company is responsible for the accounting and financial reporting. If a third party is responsible for the accounting and financial reporting of the partly owned Company, the responsible segment shall perform compensating controls.

Pada tahun 2022, Perseroan melakukan beberapa transaksi afiliasi dengan kondisi yang wajar. Transaksi-transaksi ini merupakan transaksi afiliasi yang perlu dilaporkan Perseroan kepada OJK dan termasuk transaksi yang memerlukan persetujuan RUPS.

In 2022, the Company carried out several affiliated transactions with reasonable conditions. These transactions were affiliated transactions that need to be reported by the Company to OJK and included transactions that require GMS approval.

Perseroan telah mempublikasikan informasi mengenai transaksi afiliasi pada situs web BEI. Adapun keterbukaan informasi sehubungan dengan transaksi afiliasi Perseroan dapat dilihat pada bagian Governansi Korporat, sub-bagian Keterbukaan Informasi.

The Company had published information about affiliated transactions on the IDX website. Information disclosure regarding the Company's affiliated transactions can be seen in the Corporate Governance section, Information Disclosure subsection.

Selama tahun 2022, Perseroan tidak melakukan transaksi afiliasi yang mengandung benturan kepentingan.

In 2022, the Company did not conduct any conflict-of-interest affiliated transactions.

Berdasarkan penelaahan berkala yang telah dilakukan oleh Unit Audit Internal, efektivitas pengendalian internal cukup memadai bagi Peseroan dalam menjalankan kegiatan usahanya dan tidak ditemukan adanya kelemahan signifikan pada proses pengendalian keuangan dan operasional yang mempengaruhi kinerja keuangan dan operasional Perseroan. Secara khusus dari sisi akuntansi, hasil evaluasi AP Maria Leckzinska dari KAP Mirawati Sensi Idris juga menunjukkan bahwa Laporan Keuangan Konsolidasian Perseroan tahun 2022 menyajikan secara wajar, dalam semua hal yang material, sesuai dengan Standar Akuntansi Keuangan di Indonesia.

Based on the periodic review conducted by the Internal Audit Unit, the internal control had been sufficiently effective for the company in running its business activities and there were no significant weaknesses in the financial and operational control processes that affect the financial and operational performance of the Company. Specifically, in terms of accounting, the evaluation results of AP Maria Leckzinska of KAP Mirawati Sensi Idris also showed that the Company's Consolidated Financial Statement for 2022 presented fairly, in all material respects, in accordance with Indonesian Financial Accounting Standards.

Berdasarkan evaluasi tersebut, Perseroan berpendapat bahwa proses pengendalian keuangan dan operasional Perseroan tahun 2022 telah dilakukan secara memadai dan efektif.

Based on this evaluation, the Company is of the opinion that the Company's financial and operational control processes in 2022 had been carried out adequately and effectively.

Perseroan akan menelaah secara berkala sistem pengendalian internal yang telah ada dan melakukan perbaikan-perbaikan guna memastikan tersedianya sistem pengendalian internal yang andal dan sesuai bagi perkembangan bisnis Perseroan dan entitas anak.

The Company will periodically review the existing internal control system and make improvements to ensure a reliable and appropriate internal control system for the business development of the Company and its subsidiaries.

Sistem Pelaporan Pelanggaran (WBS) [GRI 2-25-b] [GRI 2-26]

WBS merupakan bagian tidak terpisahkan dari pelaksanaan Kode Etik Perseroan. Sistem WBS dapat digunakan oleh semua pihak di lingkunganPerseroan untuk melaporkan suatu tindakan yang dianggap melanggar Kode Etik atau peraturan Perseroan lainnya.

Indikasi pelanggaran yang dimaksud adalah praktik yang tidak benar dan tidak etis, termasuk kecurangan, ketidakjujuran, pelanggaran hukum, penggunaan dana yang tidak benar, korupsi, suap dari pemasok/kontraktor/pelanggan/pihak ketiga lainnya, pelanggaran Kode Etik, penggunaan kekuasaan yang tidak benar, pelecehan seksual dan lain lain.

Whistleblowing System (WBS) [GRI 2-25-b] [GRI 2-26]

WBS is an integral part of the Company's Code of Conduct. WBS can be used by all parties within the Company to report an activity that is considered a violation of the Company's Code of Conduct or other Company regulations.

Indications of such violations are improper and unethical practices, including cheating, dishonesty, violation of law, improper use of funds, corruption, accepting bribes from suppliers/contractors/customers/other third parties, violation of the Company's Code of Conduct, abuse of power, sexual harassment and others.

Prosedur Penanganan Pengaduan
Complaint Handling Procedure



Melalui penerapan WBS, Perseroan berharap dapat menciptakan lingkungan kerja yang produktif, menjaga reputasi yang baik dan memastikan keberlangsungan kegiatan usaha dalam jangka panjang. Penerapan WBS juga merupakan perwujudan GCG yang bersih dan sehat.

Melalui sistem WBS, Perseroan menjamin kebebasan bersuara untuk semua pihak yang menyampaikan laporannya melalui sistem ini. Perseroan menjamin kerahasiaan pihak yang menyampaikan laporan, serta memastikan perlindungan terhadap pelapor sehubungan dengan kekhawatiran akan kehilangan pekerjaan atau kerugian lainnya. Perseroan menghargai setiap laporan yang disampaikan melalui sistem ini dan akan menyelidiki semua laporan yang masuk melalui sistem ini.

Pihak yang bermaksud melaporkan indikasi pelanggaran dapat menghubungi Unit Audit Internal melalui surat elektronik whistleblower@dss.co.id atau nomor *WhatsApp* 0881-1686-386.

Identitas pelapor dan status pekerjaan pelapor dijamin terjaga kerahasiaannya, dan laporan tersebut akan langsung dikelola dan ditangani oleh Kepala Unit Audit Internal dengan berkonsultasi dengan Presiden Direktur. Hal ini dilakukan untuk melindungi pihak yang melaporkan indikasi pelanggaran dari kemungkinan tindakan pembalasan.

Through the implementation of the WBS system, the Company expects to create a productive working environment, maintain a good reputation and ensure the sustainability of business activities in the long run. The implementation of this WBS is also indicative of clean and healthy GCG.

Through the WBS, the Company guarantees freedom of speech for all parties who submit their reports through the system. The Company guarantees the confidentiality of the party submitting the report, as well as ensures the protection of the whistleblower in connection with concerns associated with loss of employment or other losses. The Company values every report and will investigate all reports submitted through the system.

Whistleblower may contact the Internal Audit Unit via e-mail at whistleblower@dss.co.id or WhatsApp number 0881-1686-386.

The identity and employment status of the whistleblower will be kept confidential, and the report will be directly managed and handled by the Head of Internal Audit Unit by consulting with the President Director. This is conducted to protect the whistleblower from possible retaliatory actions.

Unit Audit Internal akan melakukan investigasi atas laporan yang diterima untuk melakukan verifikasi pelanggaran tersebut dan memberikan rekomendasi rencana tindak lanjut kepada Presiden Direktur terhadap pelanggaran kebijakan perseroan (jika ada).

The Internal Audit Unit will investigate the reports received to verify the allegation and provide a follow-up recommendation to the President Director for any breach of the Company's policy (if any).

Pelanggaran-pelanggaran material terhadap kebijakan pencucian uang, anti suap dan antikorupsi diinformasikan Kepala Unit Audit Internal kepada Direksi dan Dewan Komisaris.

Material violations of money laundering, anti-bribery, and anti-corruption policies are informed by the Head of the Internal Audit Unit to the Board of Directors and the Board of Commissioners.

Perseroan mensosialisasikan WBS kepada karyawan dengan memasang spanduk dan poster di area operasional Perseroan dan entitas anak untuk meningkatkan kesadaran karyawan mengenai sistem pelaporan pelanggaran. [GRI 205-2]

The Company socialized WBS to all employees by installing banners and posters in the operational area of the Company and its subsidiaries to increase employees' awareness about the whistleblowing system. [GRI 205-2]

Sepanjang tahun 2022, melalui sistem WBS, Perseroan mendapat sejumlah pengaduan terkait kasus pelaporan keamanan, disiplin, pelanggaran SOP, dan kecurangan. Kasus-kasus tersebut sudah ditangani secara internal sesuai dengan Peraturan Perseroan. [GRI 205-3]

In 2022, the company through the WBS received a number of complaints related to cases of security reporting, discipline, violation of SOP, and fraud. These cases have been investigated internally in accordance with Company's Regulations. [GRI 205-3]

Unit Manajemen Risiko

Risk Management Unit

Manajemen risiko adalah bagian penting dari strategi manajemen yang tercermin dalam kegiatan dan keputusan usaha Perseroan.

Risk management is an integral part of the management strategy reflected to the Company's business activities and decisions.

Manajemen risiko Perseroan menggunakan pendekatan berhati-hati dan proaktif dalam mengelola risiko untuk mewujudkan visi dan misi Perseroan.

The Company's risk management uses a careful and proactive approach to managing risk to realize the Company's vision and mission.

Manajemen risiko berfokus pada penguatan implementasi untuk melindungi dan memaksimalkan nilai perusahaan. Dalam hal ini, fokus ditempatkan pada risiko utama yang berpotensi menghambat pencapaian target.

The risk management focuses on strengthening implementation to protect and maximize corporate value. In this case, the focus is placed on the main risks that have the potential to hinder the achievement of targets.

Fungsi manajemen risiko dilaksanakan oleh Unit Manajemen Risiko. Unit Manajemen Risiko adalah unit kerja yang bertugas membantu manajemen Perseroan dalam mengelola risiko secara terstruktur dan konsisten agar tujuan strategis Perseroan dapat tercapai.

The risk management function is carried out by the Risk Management Unit. The Risk Management Unit is a work unit that helps the management in managing risk in a structured and consistent manner so that the Company's strategic objectives can be achieved.

Susunan Unit Manajemen Risiko

Unit Manajemen Risiko dipimpin oleh Kepala Unit Manajemen Risiko yang bertanggung jawab atas kerangka kerja manajemen risiko Perseroan di tingkat grup dan membantu Presiden Direktur dalam pelaksanaannya. Dalam pelaksanaannya, unit ini bekerja sama dengan para manajemen senior Perseroan untuk mengimplementasikan sistem manajemen risiko di seluruh jajaran Perseroan dan entitas anak.

Composition of the Risk Management Unit

The Risk Management Unit is led by the Head of the Risk Management Unit who is responsible for the Company's risk management framework at the group level and assists the President Director in its execution. In the execution, this unit works closely with the Company's senior management to implement a risk management system throughout the Company and its subsidiaries.

Unit ini dipimpin oleh Ibu Mona Angelique Susanto yang ditunjuk berdasarkan Keputusan Sirkuler Direksi tanggal 16 Desember 2022 dan mulai berlaku efektif sejak tanggal surat keputusan. Profil Ibu Mona Angelique Susanto dapat dilihat pada bagian Governansi Korporat, sub-bagian Unit Audit Internal.

The unit is led by Ms. Mona Angelique Susanto based on the Circular Resolution of the Board of Directors dated December 16, 2022, effective from the date of the resolution. The profile of Ms. Mona Angelique Susanto can be seen in the Corporate Governance section, Internal Audit Unit sub-section.

Pada 31 Desember 2022, jumlah karyawan Unit Manajemen Risiko Perseroan dan entitas anak adalah 10 (sepuluh) orang, tidak termasuk Kepala Unit Manajemen Risiko.

On December 31, 2022, the headcount of the Risk Management Unit of the Company and its subsidiaries were 10 (ten) persons, excluding the Head of the Risk Management Unit.

Sistem Pengelolaan Risiko

Sistem pengelolaan risiko dilaksanakan dengan cukup baik pada tahun 2022.

Dalam melakukan pengarahan dan pengendalian bisnis, Perseroan berpedoman pada standar ISO 31000:2018 yang terdiri atas 3 (tiga) elemen yaitu prinsip manajemen risiko, kerangka kerja manajemen risiko, dan proses manajemen risiko.

Direksi Perseroan menetapkan ekspektasi, mengawasi kerangka kerja manajemen risiko Perseroan dan memantau risiko utama dengan melakukan penilaian risiko tahunan melalui analisa semua profil risiko dari setiap lini usaha strategis, menggabungkannya dalam level korporasi dan kemudian menentukan tindakan/strategi yang tepat.

Proses manajemen risiko terdiri dari empat kegiatan utama:

1. Penentuan Tujuan
   Manajemen risiko diawali dengan pemahaman yang jelas tentang tujuan yang ingin dicapai. Tujuan strategis dan rencana bisnis dikomunikasikan dengan jelas kepada dan dipahami dengan baik oleh manajer di semua tingkatan.
2. Identifikasi
   Semua pemilik risiko mengidentifikasi risiko/kendala/hambatan dalam pencapaian tujuan atau target Perseroan, menilai level risiko, dan mengutamakan fokus pada risiko utama (risiko kritis dan tinggi). Khusus untuk risiko utama akan dianalisis lebih lanjut dengan menggunakan berbagai teknik penilaian risiko untuk mengartikulasikan atribut utama dan menetapkan materialitasnya.
3. Mitigasi
   Berbagai program disusun untuk mengatasi risiko utama sebagai akibat dari kegiatan di poin 2. Strategi mitigasi dipilih dan dievaluasi berdasarkan biaya-manfaatnya.
4. Pelaporan
   Dampak dari risiko dicatat dan dilaporkan di setiap wilayah bisnis dan fungsional, serta digabungkan lebih lanjut pada tingkatan grup.
5. Tinjauan dan Pemantauan
   Risiko ditinjau dan dipantau secara berkelanjutan, dengan mempertimbangkan laju perubahan internal dan eksternal termasuk menyelaraskan rencana dengan sasaran/target, risiko dan mitigasi secara berkelanjutan.

Risk Management System

Risk management system was performed well in 2022.

In conducting business direction and control, the Company is guided by the ISO 31000:2018 standard which consists of 3 (three) elements of risk management principles, risk management framework, and risk management process.

The Company's Board of Directors sets expectations, oversees the Company's risk management framework, and monitors key risks by conducting annual risk assessments by analyzing all strategic business lines' risk profiles, consolidating them at the corporate level, and determining the appropriate response actions/strategy.

The risk management process consists of four main activities:

1. Objective Formulation
   Risk management begins with clearly understanding the objectives to be achieved. Strategic and business plan objectives are clearly communicated to and well understood by managers at all levels.
2. Identification
   All risk owners identify risks/constraints/obstacles in achieving the Company's goals or targets, assess the risk level, and prioritize the focus on key risks (critical and high risks). Particularly, key risks are further analyzed using a variety of risk assessment techniques to articulate key attributes and establish their materiality.
3. Mitigation
   Various programs are designed to address the key risks as a result of activity in point 2. Mitigating strategies are selected and evaluated based on their cost-benefit.
4. Reporting
   Risk outcomes are recorded and reported within each business area and function as well as further aggregated at the group level.
5. Review and Monitoring
   Risks are reviewed and monitored on an ongoing basis, considering the pace of internal and external change including aligning plans with goals/targets, risks, and mitigation continuously.



Perseroan juga menerapkan pendekatan model tiga lini untuk mengidentifikasi dan mengelola risiko. Pendekatan ini melibatkan pemilik dan pengelola risiko sebagai lapis pertama, pengawas risiko sebagai lapis kedua, dan Unit Audit Internal sebagai lapis ketiga.

The Company also applies the three-line model approach to identify and manage the risks. This approach involves the owner and risk manager as the first line, the risk supervisor as the second line, and the Internal Audit Unit as the third line.

Garis pertahanan pertama berada pada manajer di semua tingkatan di area bisnis dan fungsi korporasi. Para manajer ini memiliki tanggung jawab dan kepemilikan semua kemungkinan risiko. Area bisnis dan fungsi korporasi memastikan risiko itu dalam area tanggung jawab masing-masing diidentifikasi, dinilai, dimitigasi secara memadai, didokumentasikan, dan secara teratur diperbarui.

The first line of defense resides with managers at all levels in business areas and corporate functions. These managers have the responsibility for and ownership of all possible risks. Business areas and corporate functions ensure that risks within their respective areas of accountability are identified, assessed, adequately mitigated, documented, and regularly updated.

Baris kedua terdiri dari pemilik tata kelola dan pakar ahli di berbagai bidang risiko. Pemilik tata Kelola dan pakar ahli ini mengembangkan kebijakan dan prosedur untuk mengelola risiko dan mengkoordinasikan penilaian risiko tahunan dengan pembaruan status setiap dua tahunan. Secara lebih luas, mereka mendukung, dan memantau garis pertahanan pertama.

The second line comprises governance owners and experts in different risk areas. These governance owners and experts develop policies and procedures for managing risk and coordinate an annual risk assessment with a biannual status update. More broadly, they support and monitor the first line of defense.

Baris ketiga terdiri dari divisi audit internal yang telah secara independen mengevaluasi apakah manajemen risiko, pengendalian, dan proses tata kelola Perseroan telah memadai dan dapat memberikan kontribusi terhadap pencapaian tujuan Perseroan.

The third line comprises the internal audit division which has independently evaluated whether the Company's risk management, control, and governance processes are adequate and contribute to the achievement of the Company's objective.

Semua risiko yang berpotensi memberikan dampak yang tidak diinginkan terhadap pencapaian target dikelola dan dipantau oleh Direksi masing-masing lini usaha dalam grup sebagai lini pertahanan pertama/pemilik risiko, dan mereka secara aktif berpartisipasi dalam seluruh proses manajemen risiko, untuk mengelola garis manajemen di bawah tanggung jawab mereka dan membahas profil risiko dalam rapat manajemen dari masing-masing lini bisnis yang bersangkutan dan rapat dengan Direksi Perseroan.

All risks that have the potential to produce unwanted impacts against target achievement are managed and monitored by the Board of Directors of each business line within the group as the first line of risk owner, and they actively participate in the whole risk management processes, to manage the management line under their supervision and discuss the risk profiles in the management meetings of each business line concerned and meetings with the Company's Board of Directors.

Melalui model tata kelola tiga lini pertahanan, risiko utama dianalisa dan dikelola sesuai dengan selera risiko Perseroan melalui proses strategi tahunan, dengan pembaruan status yang disediakan dalam proses perencanaan bisnis, sambil memitigasi kemajuan tindakan secara berkelanjutan.

Through the three lines of the defense governance model, major risks are analyzed and managed according to the Company's risk appetite through the annual strategy process, with a status update provided in the business planning process, while mitigating actions progress on an ongoing basis.

Penerapan standar ISO 31000:2018 dan pendekatan model tiga lini ini diharapkan dapat mengurangi dampak risiko terhadap Perseroan dan mendukung keberlanjutan usaha Perseroan.

Application of ISO 31000:2018 standard and the three-line model approach is expected to reduce the impact of risk on the Company and support the business sustainability of the Company.

Pelaksanaan Tugas Unit Manajemen Risiko pada Tahun 2022

Implementation of Duties of the Risk Management Unit in 2022

Perseroan menyadari bahwa bisnis yang dilakukan Perseroan bervariatif sehingga risiko yang dihadapi satu lini usaha dapat berbeda dengan lini usaha lainnya. Perseroan melibatkan semua karyawan untuk berperan aktif dalam mengidentifikasikan risiko yang mungkin dihadapi oleh Perseroan.

The Company realizes that business conducted by the Company is varied so that the risks faced by one business can be different from the other. The Company engages all employees to play an active role in identifying risks that may be faced by the Company.

Profil risiko Perseroan ditentukan untuk setiap jenis lini usaha dan sumber risiko.

The Company's risk profile is determined for each business line and the source of its risks.

Semua risiko utama (yang dinilai berada pada level tinggi dan kritis) akan dimasukkan ke dalam profil risiko Perseroan.

All key risks (assessed to be at high and critical levels) will be taken into account on the Company's risk profile.

Unit Manajemen Risiko menganalisis populasi risiko untuk agregasi dan konsolidasi guna membangun profil risiko untuk dilakukan

The Risk Management Unit analyzes the risk population for aggregation and consolidation to build the risk profile for review

peninjauan dan penilaian oleh Direksi. Penilaian risiko didiskusikan dengan Direksi setiap tahun termasuk merumuskan tindakan tanggapan/strategi mitigasi untuk pengelolaan setiap risiko utama.

Risiko utama menunjukkan area/masalah yang perlu menjadi fokus. Dalam hal ini, prioritas harus diberikan pada strategi aksi/ tanggapan mitigasi yang telah disepakati. Tim dan jadwal juga diatur untuk memantau kemajuan dan efektivitas masing- masing program mitigasi dalam rapat manajemen tahunan.

Secara konsolidasi, profil risiko Perseroan dan entitas anak adalah sebagai berikut:

1. Terdapat 31 risiko utama, yang terdiri dari 14 risiko kritis dan 17 risiko tinggi, dimana 8 diantaranya adalah risiko-risiko baru sebagai berikut:
   a. Risiko ekonomi makro
   b. Risiko industri
   c. Risiko perubahan peraturan
   d. Risiko kepatuhan
   e. Risiko kontraktor
   f. Risiko biaya produksi
   g. Risiko efektifitas penjualan
   h. Risiko pelanggan

2. Dibandingkan dengan tahun sebelumnya, jumlah risiko utama meningkat dari 24 jenis risiko menjadi 31 jenis risiko dan jumlah risiko medium dan rendah juga mengalami peningkatan dari 38 jenis risiko menjadi 43 jenis risiko. Tinjauan risiko utama, termasuk perkembangan selama 12 bulan terakhir dan tindakan mitigasi terkait, disertakan di bawah ini. Secara keseluruhan, ada evolusi profil risiko daripada perubahan material, dengan penekanan pada tantangan proteksionisme, regionalisasi dan arah strategis baru Perseroan dan entitas anak. Meskipun Perseroan dan entitas anak melakukan upaya terbaik, inisiatif mitigasi risiko mungkin gagal atau terbukti kurang memadai untuk memitigasi seluruh risiko.

and assessment by the Board of Directors. The risk assessment is discussed with the Board of Directors every year, including the formulation of the response action/mitigation strategy for each key risk.

The key risks indicate the areas/issues that the board needs to focus on. In this regard, priority is to be given to the agreed response action/mitigation strategy. Team and timeline are also set to monitor the progress and the effectiveness of each mitigation program in the annual management meeting.

At consolidation, the Company and its subsidiaries' risk profile is as follows:

1. There are 31 assessed risks which are treated as the key risks, consisting of 14 critical risks and 17 high risks, of which 8 of them are new risks assessed such as:
   a. Macroeconomic risk
   b. Industrial risk
   c. Regulatory change risk
   d. Compliance risk
   e. Contractor risk
   f. Production cost risk
   g. Sales effectiveness risk
   h. Customer risk

2. Compared to the previous year, the number of key risks increased from 24 risk types to 31 risk types, and the number of medium and low risks also increased from 38 risk types to 43 risk types. An overview of the key risks, including development during the last 12 months and related mitigating actions, is included below. Overall, we have seen an evolution of the risk profile rather than a material change, with emphasis on the challenges of protectionism, regionalization, and the Company and its subsidiaries' new strategic direction. Despite the Company and its subsidiaries' best efforts, risk-mitigating initiatives may fail or prove to be inadequate to mitigate all risks.

Jenis Risiko Berdasarkan Penilaian Risiko dan Pilar Usaha
Risk Type Based on Risk Assessment and Business Pillar

No	Keterangan Description	2022	2021	Peningkatan (Penurunan) Increase (Decrease)
1	**Kritis / Critical**	13	9	4
	Penyediaan Tenaga Listrik dan Uap dan Pertambangan Batu Bara / Power and Steam Generation and Energy and Coal Mining	4	-	4
	Teknologi / Technology	6	6	-
	Distributor dan Pabrikan / Distribution and Manufacturing	3	3	-
2	**Tinggi / High**	18	15	3
	Penyediaan Tenaga Listrik dan Uap dan Pertambangan Batu Bara / Power and Steam Generation and Energy and Coal Mining	8	6	2
	Teknologi / Technology	5	4	1
	Distributor dan Pabrikan / Distribution and Manufacturing	5	5	-
3	**Menengah / Medium**	26	22	5
	Penyediaan Tenaga Listrik dan Uap dan Pertambangan Batu Bara / Power and Steam Generation and Energy and Coal Mining	12	8	4
	Teknologi / Technology	8	8	-
	Distributor dan Pabrikan / Distribution and Manufacturing	7	6	1

Jenis Risiko Berdasarkan Penilaian Risiko dan Pilar Usaha Risk Type Based on Risk Assessment and Business Pillar				
No	**Keterangan** Description	**2022**	**2021**	**Peningkatan (Penurunan)** Increase (Decrease)
4	**Rendah / Low**	16	16	-
	Penyediaan Tenaga Listrik dan Uap dan Pertambangan Batu Bara / Power and Steam Generation and Energy and Coal Mining	3	2	1
	Teknologi / Technology	5	5	-
	Distributor dan Pabrikan / Distribution and Manufacturing	8	9	-1
Jumlah / Total		73	62	12

No	Jenis Risiko Type of Risk	2022			2021		
		Bisnis Penyediaan Tenaga Listrik dan Uap, Energi dan Pertambangan Power and Steam Generation and Energy and Mining Business	**Bisnis Teknologi** Technology Business	**Bisnis Distributor dan Pabrikan** Distribution and Manufacturing Business	**Bisnis Penyediaan Tenaga Listrik dan Uap, Energi dan Pertambangan** Power and Steam Generation and Energy and Mining Business	**Bisnis Teknologi** Technology Business	**Bisnis Distributor dan Pabrikan** Distribution and Manufacturing Business
Risiko Eksternal / External Risk							
1	Industri Industry				-		
2	Perubahan Peraturan Regulatory Changes				-	-	
3	Pelanggan Customer				-		
4	Ekonomi Makro Macro Economy				-		
5	Cuaca Weather		-	-	-	-	-
6	Hubungan Komunitas Community Relation		-			-	
7	Penyedia Layanan Service Provider	-		-	-		-
8	Ancaman Keamanan – Serangan Cyber Security Threat – Cyber Attack	-		-	-		-
9	Rantai Pasokan Supply Chain	-	-		-	-	
Risiko Organisasi / Organizational Risk							
10	Hukum & Peraturan Legal & Regulatory						
11	Kepatuhan Compliance			-			
12	Tata Kelola Governance						
13	Proses Usaha Business Process		-				
14	Keuangan Financial						
15	Karyawan Employee						
16	Teknologi Technology	-		-	-		-

No	Jenis Risiko Type of Risk	2022			2021		
		Bisnis Penyediaan Tenaga Listrik dan Uap, Energi dan Pertambangan Power and Steam Generation and Energy and Mining Business	**Bisnis Teknologi** Technology Business	**Bisnis Distributor dan Pabrikan** Distribution and Manufacturing Business	**Bisnis Penyediaan Tenaga Listrik dan Uap, Energi dan Pertambangan** Power and Steam Generation and Energy and Mining Business	**Bisnis Teknologi** Technology Business	**Bisnis Distributor dan Pabrikan** Distribution and Manufacturing Business
Risiko Operasional / Operational Risk							
17	Kontraktor Contractor		-	-	-	-	-
18	HSE HSE						
19	Efektifitas Penjualan Sales Effectiveness [GRI 205-1]				-		
20	Biaya Produksi Production Cost [GRI 205-1]				-		
21	Ketersediaan Lahan Land Availability		-	-		-	-
22	Gangguan Usaha Business Interruption						
23	Fasilitas dan Infrastruktur Facility and Infrastructure						
24	Perencanaan Operasional Operational Planning						
25	Kapasitas Produksi Production Capacity		-		-	-	
26	Material Kritis Critical Material		-	-	-	-	-
27	Kualitas Produk Product Quality		-			-	
28	Gangguan Produksi Production Disruption		-		-	-	
29	Bencana Alam Natural Disaster						
30	Cadangan Batubara Coal Reserve		-	-		-	-
31	Pelaporan Keuangan Financial Reporting						-
32	Proyek Project	-		-	-		-
33	Kualitas Jasa Pelayanan Service Quality	-		-	-		-
34	Gangguan Operasional Operational Disruption	-		-	-		-
35	Manajemen Persediaan Inventory Management	-	-		-	-	

Keterangan / Notes:
= Risiko Kritis / Critical Risk
= Risiko Tinggi / High Risk
= Risiko Menengah / Medium Risk
= Risiko Rendah / Low Risk

Risiko-risiko yang merupakan fokus utama selama tahun 2022 adalah sebagai berikut:

1. Risiko Ekonomi Makro
Risiko ini terdapat pada Perseroan dan entitas anak di semua jenis lini usaha. Risiko ekonomi makro pada tahun 2022 tetap

The risks treated as the main focus in 2022 are as follows:

1. Macroeconomic Risk
This risk exists in the Company and its subsidiaries for all business lines.The macroeconomic risk in 2022 remained at a

pada tingkatan kritis akibat dari pelambatan pertumbuhan ekonomi karena adanya ketidakstabilan kondisi ekonomi geopolitik yang dapat menyebabkan perubahan kebijakan fiskal pemerintah dan tingginya tingkat inflasi.

Untuk mengurangi terjadinya risiko tersebut, prospek ekonomi eksternal terus menerus dipantau pada saat pengembangan strategi. Perseroan dan entitas anak memiliki perencanaan dan proses manajemen (termasuk pemantauan periodik anggaran dan pengeluaran) untuk mengantisipasi perubahan dalam kondisi ekonomi.

2. Risiko Industri

Risiko industri merupakan risiko yang timbul dari perubahan pada peluang industri, yang mempengaruhi daya tarik Perseroan dan entitas anak atau kelangsungan industri dalam jangka panjang.

Risiko industri Perseroan dan entitas anak pada tahun 2022 tetap pada tingkatan kritis dan diprediksi akan tetap sama pada tahun-tahun mendatang dengan pertimbangan bahwa transisi global ke ekonomi rendah karbon sedang berlangsung dan tekanan untuk mempercepat transisi ini tampaknya juga semakin meningkat. Sektor pertambangan menghadapi pengawasan yang lebih ketat dari konsumen, yang menuntut rantai pasokan etis yang transparan serta jejak karbon yang lebih rendah.

Risiko yang menjadi fokus utama di bawah risiko industri adalah:

a. Risiko penurunan harga komoditas

Risiko ini terdapat pada Perseroan dan entitas anak yang bergerak dalam bidang penyediaan tenaga listrik dan uap, pertambangan, serta distributor dan pabrikan.

Kondisi pasar batubara, pasar pupuk dan bahan kimia yang kondusif selama tahun 2022 tidak menghapuskan risiko penurunan harga komoditas tersebut karena harga komoditas mengikuti mekanisme penyaluran dan permintaan.

Untuk mengurangi terjadinya risiko tersebut, harga komoditas dipantau secara cermat dan berkesinambungan dalam menyusun strategi usaha.

b. Risiko aliran pendapatan sangat bergantung pada batu bara termal

Risiko ini terdapat pada Perseroan dan entitas anak yang bergerak dalam bidang penyediaan tenaga listrik dan uap dan pertambangan.

Bisnis Perseroan dan entitas anak masih didominasi oleh batu bara termal, yang memiliki risiko volatilitas harga yang cukup tinggi. Terlepas dari dorongan untuk menggunakan sumber energi alternatif, batu bara akan tetap menjadi bagian penting bauran energi global, terutama di Asia, di mana batu bara masih mendominasi bauran energi sebagian besar negara di tahun-tahun mendatang karena ketersediaan dan keterjangkauannya.

Untuk mengantisipasi risiko ketergantungan yang tinggi pada bisnis batu bara termal, Perseroan dan entitas anak akan memacu pertumbuhan bisnis batu bara non-termal, termasuk terus menjajaki peluang bisnis EBT, untuk

critical level considering the slowing economic growth due to the instability of the geopolitical economic conditions which may affect the changes in the government's fiscal policy and high inflation.

To mitigate exposures to such risks, the external economic outlook was continuously monitored when developing strategies. The Company and its subsidiaries have a planning and management review process (including periodic monitoring of budgets and expenditures) to respond to changes in economic conditions.

2. Industrial Risk

Industrial risk is the risk arising from the changes in industrial opportunities, which affects the Company and its subsidiaries' attractiveness or the long-term viability of the industry.

The Company and its subsidiaries' industrial risk in 2022 remained at a critical level and it is predicted that it will remain the same in the coming years given the fact that the global transition to a low-carbon economy is underway and the pressure to accelerate this transition seems to keep growing. The mining sector is facing greater scrutiny from end consumers, who demand a transparent ethical supply chain as well as a lower carbon footprint.

The risks being the focus under industrial risk are:

a. Risk of decreasing commodity prices

This risk exists in the Company and its subsidiaries operating in power and steam generation, mining, and distribution and manufacturing.

The favourable condition in the coal market, fertilizer, and chemical market in 2022 cannot eliminate the risk of a decrease in the related commodity prices since it is subject to supply and demand mechanisms.

To mitigate exposures to such risks, commodity price is carefully and continuously monitored when developing business strategies.

b. Risk that revenue stream is highly dependent on thermal coal

This risk exists in the Company and its subsidiaries operating in power and steam generation and mining.

This risk exists in the Company and its subsidiaries operating in power and steam generation and mining. The Company and its subsidiaries' businesses are still dominated by thermal coal, which has a considerably high price volatility risk. Despite the push to use alternative energy sources, coal will remain an important part of the global energy mix, especially in Asia, where coal continues to dominate the energy mix of most countries in years to come due to its availability and affordability.

To anticipate the risk of high dependency on the thermal coal business, the Company and its subsidiaries will accelerate the growth of non-thermal coal, including continuing to explore EBT business opportunities, for

diversifikasi bisnis dan meningkatkan kontribusinya secara signifikan terhadap pendapatan.

Strategi mitigasi yang dilakukan adalah pembuatan bisnis energi terbarukan.

Sejalan dengan upaya pemerintah untuk meningkatkan sumber energi terbarukan, Perseroan dan entitas anak aktif mencari energi terbarukan untuk menyeimbangkan bauran energi dalam portofolionya. Perseroan dan entitas anak terus mempelajari proyek-proyek energi terbarukan seperti solar PV dan panas bumi, yang dapat ditambahkan untuk mendiversifikasi bauran energinya.

c. Risiko transisi energi global

Risiko ini terdapat pada Perseroan dan entitas anak yang bergerak dalam bidang penyediaan tenaga listrik dan uap dan pertambangan.

Perseroan dan entitas anak menyadari pentingnya mengurangi emisi karbon dan menanggapi risikonya secara tepat dengan menerapkan rencana strategis energi dan rumah kaca. Dalam hal ini, Perseroan dan entitas anak telah memulai transformasi ke arah bisnis yang lebih ramah lingkungan maupun upaya untuk mengurangi jejak karbon dengan menggandeng tenaga ahli untuk membantu membuat dan menetapkan *roadmap* karbon netral.

Rencana mitigasi lainnya yang telah dijalankan meliputi:

i. peningkatan efisiensi energi
ii. pengurangan efek gas rumah kaca
iii. penggunaan energi pengganti dalam kegiatan operasionalnya seperti:
    - Biodiesel B20 and B30
    - Solar PV
iv. pengelolaan sampah dengan menggunakan sampah sebagai kompos dan bahan baku untuk produksi pelet
v. program manajemen kualitas udara untuk mengurangi pencemaran udara lainnya seperti nitrogen oksida, karbon monoksida, dan sulfur oksida
vii. pengelolaan sumber daya air dan limbah dengan menerapkan kebijakan dan program pengelolaan air dan limbah
vii. pengelolaan lahan dengan berkomitmen untuk melakukan rehabilitasi lahan untuk mencegah pencemaran, erosi dan tanah longsor

d. Risiko persaingan bisnis teknologi

Risiko ini terdapat pada entitas anak yang bergerak dalam bidang teknologi dimana terdapat risiko persaingan layanan internet dan televisi berbayar yang dapat berdampak negatif terhadap perkembangan prospek usaha, kondisi keuangan, dan kinerja operasional.

Entitas anak menyadari pentingnya untuk dapat tetap bersaing dan menjadi *market leader* dengan tetap melakukan rencana mitigasi antara lain:

i. meningkatkan kualitas pelayanan dan menurunkan tingkat *churn*
ii. mempercepat pekerjaan *roll-out* untuk infrastruktur layanan internet dan televisi berbayar, dan
iii. memperkuat peluang sinergi usaha melalui penambahan kerjasama dengan beberapa televisi-televisi berbayar

business diversification and significantly increase its contribution to revenue.

Mitigation strategies are executed through the establishment of the renewable energy business.

In line with the government's initiative to increase renewable energy sources, the Company and its subsidiaries are actively looking for renewable power projects to have a balanced energy mix in its portfolio. The Company and its subsidiaries continue to study renewable power projects such as solar PV and geothermal, which can be added to diversify its energy mix.

c. Risk of global energy transition

This risk exists in the Company and its subsidiaries operating in power and steam generation, and mining.

The Company and its subsidiaries recognize the importance of reducing carbon emission and responding to the risk appropriately by implementing the energy and greenhouse strategic plan. In this regard, the Company and its subsidiaries have begun the transformation to a green business and the efforts to reduce its carbon footprint by employing experts to help create and define the carbon-neutral roadmap.

Other mitigation plans that have been implemented include:

i. energy efficiency improvement
ii. reduction of greenhouse gas
iii. energy substitutes in its operational activities such as:
    - Biodiesel B20 and B30
    - Solar PV
iv. waste management by utilizing waste in compost and raw material for pellet production
v. air quality management program to reduce other air pollutants such as nitrogen oxides, carbon monoxide, and sulfur oxides
vi. water resource and effluent management by implementing water management and conservation policies and program
vii. land management by committing to rehabilitating land to prevent environmental contamination, erosion, and landslide

d. Risk in the competition of the technology business

This risk exists in subsidiaries operating in technology in regard to the competition in internet services and pay-TV which may have a negative impact on the development of business prospects, financial condition, and operational performance.

The subsidiaries recognize the importance to remain competitive and being the market leader by continuing to carry out the following mitigation plans among others:

i. improve the quality services and reduce churn rate
ii. accelerating the roll-out deployment for internet service infrastructure and pay-TV, and
iii. strengthen business synergy opportunities through additional cooperation with several pay-TV stations

3. Risiko Perubahan Peraturan

Risiko perubahan regulasi terkait dengan perubahan terhadap regulasi yang dapat mengancam kemampuan Perseroan untuk melaksanakan strategi, mengeksekusi transaksi penting, mematuhi kontrak dan aktivitas lainnya.

Risiko ini terdapat pada Perseroan dan entitas anak di semua jenis lini usaha.

Level risiko perubahan regulasi pada tahun 2022 masih pada tingkatan kritis, terutama dengan berlakunya peraturan-peraturan yang menjadi perhatian penting bagi Perseroan dan entitas anak, antara lain:

a. Peraturan Pemerintah No. 26 tahun 2022 tentang Jenis dan Tarif atas Jenis Penerimaan Negara Bukan Pajak yang Berlaku pada Kementerian Energi dan Sumber Daya Mineral.

   Perubahan tarif royalti batu bara dari 3% menjadi 6% bagi pemegang izin non-IUP dan IUPK dengan HBA USD 70–90 yang berlaku efektif sejak 1 September 2022.

b. Peraturan Pemerintah No. 15 tahun 2022 tentang Perlakuan Perpajakan dan/atau Penerimaan Negara Bukan Pajak di Bidang Usaha Pertambangan Batu Bara.

   Penyesuaian tarif royalti batu bara bagi pemegang izin IUPK ini dilakukan sebagai konsekuensi perubahan status batu bara dari semula barang bukan kena pajak, menjadi barang kena pajak yang berlaku efektif per 1 Januari 2022 untuk setiap izin IUPK yang diterbitkan sebelum tahun 2022 dan berlaku efektif per 1 Januari 2023 untuk semua izin IUPK yang diterbitkan tahun 2022 dan tahun-tahun berikutnya.

c. Undang-Undang No. 7 tahun 2021 tentang Harmonisasi Peraturan Perpajakan atas perubahan tarif Pajak Pertambahan Nilai dengan perincian sebagai berikut:
   - Perubahan tarif pajak pertambahan nilai dari 10% menjadi 11% dan 12%, yang berlaku efektif masing-masing sejak tanggal 1 April 2022 dan 1 Januari 2025
   - Perubahan tarif pajak penghasilan badan sebesar 22% untuk tahun pajak 2022 dan seterusnya.

d. Kebijakan pajak karbon yang diatur dalam beberapa peraturan sebagai berikut:
   - Undang-Undang No. 7 tahun 2021 tentang Harmonisasi Peraturan Perpajakan
   - Peraturan Pemerintah No. 50 tahun 2022 tentang Tata Cara Pelaksanaan Hak dan Pemenuhan Kewajiban Perpajakan
   - Peraturan Menteri Energi dan Sumber Daya Mineral No. 16 tahun 2022 tentang Tata Cara Penyelenggaraan Nilai Ekonomi Karbon Subsektor Pembangkit Tenaga Listrik

   Semula, untuk mengurangi emisi gas rumah kaca nasional, pemerintah Indonesia berencana mengenakan pajak karbon pada sektor pembangkit listrik tenaga batu bara yang menyebabkan emisi karbon melebihi batas yang ditentukan mulai April 2022.

3. Regulatory Change Risk

The regulatory change risk is associated with the regulatory changes that may affect the Company's ability to implement the strategies, execute major transactions, comply existing with contracts, and other activities.

This risk exists in the Company and its subsidiaries for all business lines.

This risk is remained at a critical level in 2022, especially with the enactment of the following regulations that are important concerns of the Company and its subsidiaries, among others:

a. Government Regulation No. 26 of 2022 on Types and Tariff of Non-Tax State Revenues Applicable to Ministry of Energy and Mineral Resources.

   Changes in coal royalty tariffs from 3% to 6% for all non-IUP and IUPK license holders with HBA USD 70–90 which is effective from 1 September 2022.

b. Government Regulation No. 15 of 2022 on Tax Treatment and/or Non-Tax of State Revenues in the Coal Mining Business Sector.

   This coal royalty rate adjustment for IUPK license holders is a consequence of changing of coal status from non-taxable goods to taxable goods which are effective per 1 January 2022 for any IUPK license issued before 2022 and effective per 1 January 2023 for any IUPK license issued in 2022 onwards.

c. Law No. 7 of 2021 on Harmonization of Tax Regulation related to changes in the value-added tax rate as follows:
   - Changes in the rate of value-added tax from 10% to 11% and 12%, which are effective from 1 April 2022 and 1 January 2025, respectively
   - Changes to the corporate income tax rate of 22% for the 2022 tax year onwards.

d. Carbon tax policy which regulated in the following regulations:
   - Law No. 7 of 2021 on Harmonization of Tax Regulation
   - Government Regulation No. 50 of 2022 on Procedures for the Implementation of Rights and Fulfillment of Tax Obligations
   - Regulation of the Minister of Energy and Mineral Resources No. 16 of 2022 on Procedures for Implementing Carbon Economic Value in the Power Generation Subsector

   Originally, to reduce national greenhouse gas emissions, the Indonesian government planned to impose a carbon tax on the coal-fired power generation sector which caused carbon emissions to exceed the specified limit starting in April 2022.

Namun, hingga saat ini pemerintah belum mengeluarkan aturan teknis terkait penetapan wajib pajak karbon untuk setiap PLTU Non-PLN, sehingga kebijakan pajak karbon masih belum diterapkan di Perseroan dan entitas anak.

However, until now, the government has not yet issued a technical regulation to determine taxpayer on carbon tax for each PLTU Non-PLN, therefore, the carbon tax policy has not been implemented in the Company and its subsidiaries.

4. Risiko Penyedia Layanan

Risiko ini terdapat pada entitas anak yang bergerak dalam teknologi.

Risiko ini timbul dari kemungkinan adanya penyedia layanan yang memiliki kinerja yang kurang memuaskan sehingga mengakibatkan penurunan kualitas pelayanan, tingginya tingkat *churn* dan rusaknya reputasi.

Pada tahun 2022, level risiko tetap pada level kritikal. Hal ini sejalan karena salah satu fokus strategi usaha yaitu untuk tetap terus menekan penurunan jumlah *churned customers*.

4. Service Provider Risk

This risk exists in the subsidiaries operating in technology.

This risk arises from the possibility of non-performing service providers resulting in lower quality of service, high churn rate, and reputation damage.

In 2022, the risk remained at a critical level. This is in accordance with one of the focused business strategies i.e. reducing the number of churned customers.

5. Risiko Kontraktor

Risiko ini terdapat pada Perseroan dan entitas anak yang bergerak dalam bidang penyediaan tenaga listrik dan uap dan pertambangan.

Risiko kontraktor timbul dari kemungkinan adanya kinerja yang kurang memuaskan, sehingga dapat mengakibatkan penurunan produktivitas atau kualitas, kenaikan biaya, dan rusaknya reputasi.

Kontraktor pertambangan telah terbukti mampu memberikan jasa pertambangan yang andal dan kompetitif untuk jasa pemindahan lapisan penutup dan produksi batu bara.

5. Contractor Risk

This risk exists in the Company and its subsidiaries operating in power and steam generation and mining.

The contractor risk arises from the possibility of non-performance, which may result in lower productivity or quality, higher cost, and reputation damage.

Mining contractors have proven their capability of providing reliable and competitive mining services for overburden removal and coal production.

6. Risiko Ketersediaan Lahan

Risiko ini terdapat pada Perseroan dan entitas anak yang bergerak dalam bidang penyediaan tenaga listrik dan uap dan pertambangan.

Risiko ketersediaan lahan timbul dari adanya kemungkinan kasus hukum terkait lahan dan/atau ketidakmampuan untuk mengelola risiko hukum yang berkaitan dengan sengketa lahan, yang dapat mengakibatkan kerugian, tertundanya pelaksanaan rencana, dan penurunan laba.

Masalah lahan dan ketersediaan akses untuk penambangan menjadi perhatian utama Perseroan dan entitas anak, karena dapat berdampak pada perencanaan operasi serta berpotensi menimbulkan gangguan terhadap target penambangan.

Dalam menyikapi risiko di atas, selain melakukan pengawasan ketat pada proses pembebasan lahan, Perseroan dan entitas anak juga mempersiapkan rencana berkelanjutan dengan menyesuaikan dengan kondisi lahan yang tersedia.

6. Land Availability Risk

This risk exists in the Company and its subsidiaries operating in power and steam generation and mining.

The land availability risk arises from the possibility of legal issues on land and/or the inability to manage legal risk in relation to land disputes, which may lead to losses, delay in implementing the plan, and lower profitability.

The land issue and the access to mining had become major concerns for the Company and its subsidiaries, as it may impact the operational planning and may cause disruption to the mining targets.

In addressing the risk above, in addition to closely monitoring the land acquisition process, the Company and its subsidiaries have also prepared a contingency plan by considering the condition of the available land.

7. Risiko Pelanggan

Risiko ini khususnya terdapat pada entitas anak yang bergerak dalam teknologi.

Risiko pelanggan tersebut berkaitan dengan kegagalan untuk mempertahankan pelanggan dan untuk mendapatkan kembali *win-back customers* yang mendapat perhatian khusus karena dapat mengakibatkan menurunnya pendapatan Perseroan.

7. Customer Risk

This risk is mainly exists to the subsidiaries operating in technology.

The customer's risk is related to failures to retain customers and to win-back customers who receive special attention as it will affect the decrease in the Company's revenue. Therefore, in 2022, this risk remained at a high level. Therefore, this risk

Oleh karena itu, risiko ini turun dari tingkatan kristis pada tahun 2021 menjadi tingkatan tinggi pada tahun 2022, karena entitas anak melakukan digitalisasi untuk mendapatkan informasi yang akurat atas profil dari *churned customers* termasuk mengirimkan notifikasi secara otomatis ke setiap *churned customers* berdasarkan profil masing-masing sebagai tindakan lebih lanjut yang diperlukan untuk *win-back*.

dropped from a critical level in 2021 to a high level in 2022, as the subsidiary implemented digitalization to obtain accurate profiling information on churned customers including sending auto notifications to each churned customer based on each profile as further required actions for winning them back.

8. Risiko Proyek

Risiko ini khususnya terdapat pada berbagai entitas anak.

Risiko proyek berkaitan dengan kegagalan untuk menyelesaikan proyek menurut biaya yang dianggarkan, jadwal waktu, dan kualitas.

Risiko proyek merupakan salah satu tipe risiko yang mendapat perhatian khusus karena dapat mengakibatkan kemungkinan risiko atas keterlambatan penyelesaian proyek dan kemungkinan hilangnya pendapatan terkait. Oleh karena itu, pada tahun 2022, risiko proyek entitas anak masih pada tingkatan kritis.

Risiko ini telah diatasi dengan memantau secara ketat kemajuan kegiatan, khususnya jalur kritis.

Di bawah ini adalah mitigasi yang dilakukan oleh entitas anak untuk memastikan proyek-proyek berjalan sesuai perencanaan dan agar proyek selesai tepat waktu, sesuai dengan anggaran, dan kualitas yang telah disepakati.

a. memilih kontraktor dan/atau pemasok yang memiliki reputasi baik
b. membentuk tim manajemen proyek yang handal, dan
c. melaksanakan manajemen risiko proyek

8. Project Risk

This risk exists in various subsidiaries.

Project risk is related to failures to complete the project in terms of the expected cost, timeline, and quality.

Project risk is one type of risk that receives special attention as it will affect the potential risk of delaying the project delivery and potential losses on the related revenue. Therefore, in 2022, the subsidiaries' project risk remained at a critical level.

This risk was addressed by closely monitoring the progress activities, especially on the critical path.

Below is the subsidiaries' mitigation to ensure projects are in conformity with the planning and to ensure that the project will be completed in accordance with the agreed schedule, budget, and quality.

a. select reputable contractors and/or suppliers
b. establish solid project management office, and
c. implement project risk management

9. Risiko Kepatuhan terhadap Hukum dan Peraturan

Risiko ini terutama pada Perseroan dan entitas anak yang bergerak dalam bidang penyediaan tenaga listrik dan uap dan pertambangan.

Risiko kepatuhan terhadap hukum dan peraturan timbul dari tuntutan hukum terhadap Perseroan dan entitas anak, klausul kontrak yang tidak memadai, dan ketidakpatuhan terhadap peraturan yang mengakibatkan tanggung jawab untuk kerusakan, denda, biaya hukum, penurunan reputasi, atau dampak negatif lainnya.

Perseroan dan entitas anak tunduk pada berbagai peraturan menteri, peraturan daerah, dan peraturan lain-lain, serta ketidakpatuhan terhadap peraturan-peraturan tersebut dapat mengakibatkan kerugian reputasi, sanksi, biaya hukum, dan dampak buruk lainnya.

Level risiko kepatuhan hukum dan regulasi tetap tinggi di tahun 2022 dengan beberapa risiko utama yang membutuhkan fokus adalah:

a. risiko kegagalan mendapatkan izin material dan/atau perpanjangan izin material, dan
b. risiko bahwa limbah domestik tidak memenuhi persyaratan

Untuk mengatasi risiko di atas, telah diterapkan langkah pengendalian berikut:

9. Legal and Regulatory Compliance Risk

This risk exists in the Company and its subsidiaries operating in power and steam generation and mining.

The legal and regulatory compliance risk arises from lawsuits against the Company and its subsidiaries, inadequate contract clauses, and regulatory non-compliance that may lead to liabilities for damages, fines, legal fees, damaged reputation, or other negative impacts.

The Company and its subsidiaries are subject to various ministerial, regional, and other regulations, and non-compliance with the regulations may lead to damage to reputation, sanctions, legal costs, and other bad implications.

The legal and regulatory compliance risk level remained high in 2022 with some of the major risks that need to be focused on:

a. the risk of failure to obtain material licenses and/or extension of material licenses, and
b. the risk that the domestic waste does not meet the requirements

To address the above risks, the following controls have been put in place:

a. mengajukan perpanjangan izin material tepat waktu, menindaklanjuti proses perpanjangan sampai dengan mendapatkan perpanjangan izin material, dan
b. menggunakan sampah sebagai kompos dan bahan baku untuk produksi pelet

Perseroan dan entitas anak terus mengembangkan dan menyempurnakan sistem yang memungkinkan program kepatuhan ini dilaksanakan oleh semua entitas anak Perseroan.

10. Risiko Tata Kelola

Risiko ini terutama pada Perseroan dan entitas anak yang bergerak dalam bidang penyediaan tenaga listrik dan uap dan pertambangan.

Risiko tata kelola timbul dari kurangnya atau tidak adanya unsur-unsur tata kelola, yang dapat mempengaruhi keandalan keputusan yang dibuat dan hasil usaha yang dilaporkan.

Kecurangan oleh karyawan merupakan risiko serius karena merupakan pelanggaran terhadap salah satu nilai Perseroan dan entitas anak yaitu "Integritas". Untuk menjunjung tinggi nilai "Integritas", seluruh karyawan diwajibkan untuk mencegah transaksi orang dalam, korupsi dan kecurangan.

Beberapa langkah mitigasi yang telah dilakukan untuk menangani risiko tersebut adalah dengan memperkuat divisi audit internal.

Perseroan dan entitas anak berkomitmen untuk senantiasa melengkapi dan menyempurnakan pengendalian internal secara keseluruhan dan berkesinambungan untuk mendeteksi, menginvestigasi, melaporkan dan mengevaluasi serta menindak demi mencegah terjadinya tindak pidana kecurangan maupun korupsi.

Seluruh karyawan diminta untuk secara proaktif melaporkan kepada atasan langsung mereka jika menemukan kecurangan atau pelanggaran terhadap etika bisnis, peraturan Perseroan, Anggaran Dasar, Undang-Undang atau informasi yang bersifat rahasia.

11. Risiko HSE

Risiko ini terdapat pada Perseroan dan entitas anak di semua jenis lini usaha.

Risiko HSE timbul dari kegagalan untuk menyediakan lingkungan kerja yang aman bagi karyawan dan kegiatan yang berbahaya bagi lingkungan hidup, yang membuat Perseroan dan entitas anak terkena tambahan biaya terkait kewajiban kompensasi, kehilangan reputasi bisnis atau peningkatan premi asuransi.

Pada tahun 2022, level risiko HSE Perseroan dan entitas anak tetap pada level tinggi dengan tren menurun. Risiko yang menjadi fokus utama di bawah risiko HSE adalah:

a. Pandemi Covid-19

Karena keselamatan dan kesehatan karyawan selalu menjadi prioritas utama, Perseroan dan entitas anak melanjutkan program penanganan dan penanggulangan Covid-19 di sepanjang tahun 2022.

a. applying for the material license on time, extension on time, following up the extension process until obtaining a material permit extension, and
b. utilizing waste into compost and raw material for pellet production

The Company and its subsidiaries continuously develop and improve the system that will enable this compliance program to be carried out by all subsidiaries.

10. Governance Risk

This risk exists in the Company and its subsidiaries operating in power and steam generation and mining.

The governance risk arises from the inadequacy or non-existence of governance elements, which may affect the reliability of the decisions made and the reported business results.

Employee fraud is of serious risk as it violates one of the Company and its subsidiaries' values, "Integrity". To uphold the value of "Integrity", all employees are required to prevent insider transactions, corruption, and fraud.

Some mitigation actions that have been put in place to address the above risk are by reinforcing the internal audit division.

The Company and its subsidiaries are committed to always completing and improving internal control comprehensively and continuously to detect, investigate, report, and evaluate as well as take actions to prevent fraud and corruption.

All employees are required to proactively report to their immediate supervisor if they find fraud or violations of business ethics, Company regulations, Articles of Association, Laws, or confidential information.

11. HSE Risk

This risk exists in the Company and its subsidiaries for all business lines.

HSE risk arises from the failure to provide a safe working environment for employees and the activities that are harmful to the environment, which exposes the Company and its subsidiaries to the extra costs related to compensation liability, loss of business reputation, or increase in insurance costs.

In 2022, the Company and its subsidiaries' HSE risk remains at a high level with a downtrend. The risks being the main focus under HSE risk are:

a. Covid-19 Pandemic

Since the employees' health and safety are always the priority, the Company and its subsidiaries continued implementing the Covid-19 handling measures in 2022.

b. Kejadian Fatal

Pada tahun 2022, tidak terdapat kejadian fatal. Perseroan dan entitas anak tetap melakukan penanganan dan pengelolaan risiko keselamatan kerja dengan melalui beberapa hal yang telah dilakukan meliputi:

i. mengevaluasi kinerja tahunan HSE
ii. mendukung penerapan sistem manajemen
iii. mengadakan *standdown meeting* dengan seluruh lini usaha
iv. meningkatkan pelaporan dan respon *near-miss*

12. Efektivitas Penjualan

Risiko ini terdapat pada Perseroan dan entitas anak di semua jenis lini usaha.

Risiko yang menjadi fokus utama di bawah risiko industri adalah:

a. kegagalan untuk menghasilkan produk inovatif untuk memenuhi kebutuhan pasar
b. harga jual yang tidak kompetitif
c. kegagalan untuk memberikan pelayanan yang baik untuk pelanggan

Pada tahun 2022, risiko ini tetap pada tingkatan tinggi dan untuk menghadapi risiko tesebut, Perseroan dan entitas anak melakukan beberapa hal sebagai berikut:

a. mencari informasi dan mengikuti seminar mengenai inovasi produk baru
b. melakukan riset terhadap harga pasar sebelum penentuan harga jual
c. mengatasi keluhan dari pelanggan sesuai dengan *service level agreement* yang berlaku untuk menjaga kepuasan pelanggan

13. Risiko Biaya Produksi

Risiko ini terdapat pada Perseroan dan entitas anak di semua jenis lini usaha.

Melonjaknya inflasi terkait harga bahan bakar solar secara signifikan meningkatkan biaya penambangan.

Pengelolaan biaya perlu dilakukan dengan memperhatikan nilai jangka panjang, serta keuntungan jangka pendek. Langkah-langkah pengurangan biaya yang berkelanjutan mencakup, misalnya transisi ke energi terbarukan, pendekatan yang lebih inovatif untuk mengelola ketidakstablian pengadaan bahan baku solar, serta inovasi untuk mengurangi biaya dalam jangka panjang untuk mengoptimalkan skala ekonomi.

14. Ancaman Keamanan – Serangan Dunia Maya

Risiko ini khususnya terdapat pada entitas anak yang bergerak dalam bidang teknologi.

Sistem informasi dan infrastruktur teknologi informasi sangat penting untuk semua kegiatan operasional, mulai dari sistem kontrol proses di lokasi hingga *database* karyawan dan sistem untuk pelaporan keuangan eksternal.

Kejahatan dunia maya meningkat secara global, telah membuka entitas anak pada berbagai ancaman terhadap integritas, ketersediaan, dan kerahasiaan sistem. Ancaman dapat mencakup upaya untuk mengakses informasi, serangan *ransomware*, penginstalan virus yang merusak, penolakan layanan, dan pelanggaran keamanan digital lainnya.

b. Fatality Incidents

In 2022, there was no fatality incident. The Company and its subsidiaries maintained occupational safety risk handling and management with several measures put in place including:

i. evaluating HSE annual performance
ii. supporting the HSE management system implementation
iii. conducting standdown meetings with all business line
iv. enhancing near-miss reporting and responses

12. Sales Effectiveness

This risk exists in the Company and its subsidiaries for all business lines.

The risks being the main focus under sales effectiveness risk are:

a. failure to generate innovative products to meet the market's needs
b. uncompetitive selling price
c. failure to provide good services to customers

In 2022, this risk remained at a high level and to address the risk, the Company and its subsidiaries accomplished the following:

a. searching for information and attending workshops on new product innovation
b. conducting research on market price prior to determining the selling price
c. responding to customers' complaints in accordance with the service level agreement to maintain customers' satisfaction

13. Production Cost Risk

This risk exists in the Company and its subsidiaries for all business lines.

Soaring inflation in diesel fuel prices had significantly increased mining costs.

Managing costs needs to be done with an eye on long-term value, as well as short-term gains. Sustainable cost reduction measures include, for example, switching to renewable energy, more innovative approaches to managing variability on the supply chain of diesel fuel, and innovation to reduce costs in the longer term to optimize economies of scale.

14. Security Threat – Cyber Attack

This risk exists in the subsidiaries operating in technology.

The information systems and information technology infrastructure are critical to all operations, ranging from process control systems at sites to personnel databases and systems for external financial reporting.

Cybercrime is increasing globally, exposing subsidiaries to a range of threats to the integrity, availability, and confidentiality of systems. Threats may include attempts to access information, ransomware attacks, destructive installation of viruses, denial of service, and other digital security breaches.

Pelanggaran dunia maya dapat mengakibatkan berbagai dampak termasuk gangguan operasional dan kebocoran data pribadi atau rahasia.

Risiko keamanan dunia maya yang mendasarinya tetap kritis karena pelaku kejahatan berinovasi dan mengembangkan teknik mereka untuk meningkatkan tingkat keberhasilan mereka. Menanggapi hal tersebut, entitas anak terus memperkuat pertahanannya.

Kemajuan terus dicapai dalam memberikan kemampuan keamanan yang diprioritaskan berdasarkan standar praktik terbaik dan kerangka kerja untuk teknologi informasi dan sistem kontrol untuk melindungi infrastruktur teknologi informasi dan sistem kontrol di seluruh bidang usaha.

A cyber breach could result in a broad range of impacts including operational disruptions and the leakage of private or confidential data.

The underlying cyber security risk remains critical as malicious actors innovate and evolve their techniques to increase their success rate. In response, the subsidiaries continue to strengthen their defenses.

Progress continues to be made on delivering prioritized security capabilities based on best practice standards and frameworks for information technology and control systems to protect the information technology infrastructure and control system across business areas.

Rencana Kerja untuk Tahun 2023

Unit Manajemen Risiko akan terus berupaya untuk meningkatkan efektivitas manajemen risiko secara berkesinambungan, sejalan dengan pengembangan usaha Perseroan.

Untuk tahun 2023, Unit Manajemen Risiko berencana untuk melakukan beberapa proyek pengembangan sebagai berikut:
- mengadakan pelatihan kepada pemilik risiko terkait implementasi manajemen risiko ISO 31000:2018 (jika dibutuhkan)
- mengadakan pelatihan kepada *risk facilitator* untuk peningkatan kompetensi terkait implementasi manajemen risiko ISO 31000:2018 (jika dibutuhkan)
- meningkatkan kompetensi dan keterampilan personil Unit Manajemen Risiko dengan mengikutsertakan personil ke dalam seminar, lokakarya, atau kelas-kelas pelatihan
- melakukan penilaian risiko secara berkala pada Perseroan dan entitas anak dan melaporkannya kepada pihak yang terkait
- melakukan penilaian risiko Perseroan dan entitas anak dalam rangka pemenuhan persyaratan untuk mendapatkan sertifikasi ISO (jika dibutuhkan)

Work Plan for 2023

The Risk Management Unit will continue to strive to improve the effectiveness of risk management on an ongoing basis, in line with the Company's business development.

For 2023, the Risk Management Unit plans to undertake the following development projects:
- conduct training for risk owners related to the implementation of risk management ISO 31000:2018 (if needed)
- conduct training for risk facilitators to increase competence related to the implementation of risk management ISO 31000:2018 (if needed)
- improve the competence and skills of Risk Management Unit personnel by involving personnel in seminars, workshops, or training classes
- conduct periodic risk assessments on the Company and its subsidiaries and report them to related parties
- conduct risk assessments of the Company and its subsidiaries to fulfill the requirements to obtain ISO certification (if needed)

Sekretaris Perusahaan
Corporate Secretary

Sekretaris Perusahaan bertanggung jawab dalam melakukan koordinasi internal antar organ Perseroan dan sebagai penghubung yang menjembatani kepentingan Perseroan dengan OJK, BEI, pemegang saham, media, dan pihak eksternal lainnya. Sekretaris Perusahaan juga berperan dalam menyelenggarakan fungsi kesekretariatan perusahaan dan memastikan kepatuhan Perseroan kepada peraturan dan prinsip-prinsip GCG.

Sekretaris Perusahaan diangkat dan diberhentikan berdasarkan keputusan Direksi dan bertanggung jawab kepada Direksi.

The Corporate Secretary is responsible for internal coordination among the Company's organs and as a liaison that bridges the Company's interests with OJK, BEI, shareholders, media, and other external parties. The Corporate Secretary carries out the corporate secretarial functions and ensures the Company's compliance with the rules and principles of GCG.

The Corporate Secretary is appointed and dismissed based on the decision of the Board of Directors and is accountable to the Board of Directors.

Piagam Sekretaris Perusahaan

Piagam Sekretaris Perusahaan telah disahkan oleh Direksi pada tanggal 14 Agustus 2017. Piagam Sekretaris Perusahaan ini dibuat

Charter of the Corporate Secretary

The Charter of the Corporate Secretary was approved by the Board of Directors on August 14, 2017. This Charter of the Corporate Secretary

dengan berlandaskan pada Peraturan OJK No. 35/POJK.04/2014 tentang Sekretaris Perusahaan Emiten atau Perusahaan Publik.

Piagam Sekretaris Perusahaan memuat hal-hal sebagai berikut:
- Landasan Hukum
- Nilai dan Etika
- Kriteria
- Pengangkatan dan Pemberhentian
- Fungsi, Tugas, dan Tanggung Jawab
- Pengembangan
- Pelaporan
- Larangan

Piagam Sekretaris Perusahaan telah dipublikasikan dalam situs web Perseroan. Perseroan melakukan evaluasi atas Piagam Sekretaris Perusahaan secara berkala.

Profil Sekretaris Perusahaan

SUSAN CHANDRA
Sekretaris Perusahaan
Corporate Secretary

Ibu Susan Chandra merupakan seorang Warga Negara Indonesia, berusia 50 tahun, dengan domisili di Jakarta. Beliau diangkat sebagai Sekretaris Perusahaan pada tanggal 3 Februari 2017, berdasarkan Surat Keputusan Direksi Perseroan tanggal 26 Januari 2017. Beliau tidak merangkap jabatan apapun di perusahaan publik lainnya.

Beliau meraih gelar Sarjana Ilmu Administrasi Niaga dari Universitas Katolik Indonesia Atma Jaya, Jakarta, pada tahun 1996. Beliau telah menyelesaikan seluruh program pendidikan dasar profesi sekretaris perusahaan dan memenuhi pendidikan keberlanjutan profesi sekretaris perusahaan yang diselenggarakan oleh *Indonesian Corporate Secretary Association* (ICSA) pada tahun 2022.

Sebelum bergabung dengan Perseroan, beliau bekerja di PT Bank Modern Tbk, PT Harita Kencana Securities, PT Deloitte Konsultan Indonesia, dan PT Golden Energy Mines Tbk.

Beliau tidak memiliki hubungan afiliasi dengan anggota Dewan Komisaris, anggota Direksi, Pemegang Saham Pengendali, ataupun Pemegang Saham Utama Perseroan.

Pelaksanaan Tugas Sekretaris Perusahaan pada Tahun 2022

Sekretaris Perusahaan telah melaksanakan tugasnya sesuai dengan Piagam Sekretaris Perusahaan.

is prepared based on OJK's Regulation No. 35/POJK.04/2014 on Corporate Secretary of Issuers or Public Companies.

The Charter of the Corporate Secretary covers the following items:
- Legal Basis
- Values and Ethics
- Criteria
- Appointment and Dismissal
- Duties, Authorities, and Responsibilities
- Development
- Reporting
- Prohibitions

The Charter of the Corporate Secretary is available on the Company's website. The Company conducts a periodical review on the charter.

Profile of the Corporate Secretary



Mrs. Susan Chandra is an Indonesian citizen, 50 years old, domiciled in Jakarta. She was appointed as Corporate Secretary on February 3, 2017, based on the Decree of the Board of Directors of the Company dated January 26, 2017. She does not hold any concurrent positions in other public companies.

She received her Bachelor's Degree in Business Administration from Universitas Katolik Indonesia Atma Jaya, Jakarta, in 1996. She has completed all basic education programs for the corporate secretary profession and met the sustainability education for the corporate secretary profession organized by the Indonesian Corporate Secretary Association (ICSA) in 2022.

Prior to joining the Company, she previously worked at PT Bank Modern Tbk, PT Harita Kencana Securities, PT Deloitte Konsultan Indonesia, and PT Golden Energy Mines Tbk.

She is not affiliated with any member of the Board of Commissioners, any member of the Board of Directors, the Controlling Shareholder, or the Main Shareholder of the Company.

Implementation of Corporate Secretary Duties in 2022

The Corporate Secretary has carried out her duties in accordance with the Charter of the Corporate Secretary.

Tugas Duties	Pelaksanaan Tugas Tahun 2022 Implementation of Duties in 2022
Melaksanakan fungsi komunikasi internal yaitu dengan melaksanakan tugas dan peran sebagai penghubung antara Perseroan dengan karyawan Perseroan Perform the internal communication function, namely by performing the duties and roles as the liaison officer between the Company and its employees	• Memastikan terjalinnya komunikasi yang efektif antar organ Perseroan • Melakukan komunikasi internal kepada karyawan Perseroan terkait perubahan peraturan dan mengkoordinasikan pelaksanaan peraturan tersebut • Ensured the establishment of effective communication between the Company's organs • Conducted internal communication to relevant Company's employees in relation to regulatory changes and coordinated the implementation of such regulations
Melaksanakan fungsi komunikasi eksternal yaitu dengan melaksanakan tugas dan peran sebagai penghubung antara Perseroan dengan pemangku kepentingan lainnya terutama pemegang saham, otoritas pasar modal, dan masyarakat Perform the external communication function, namely by performing the duties and roles as the liaison officer between the Company and other stakeholders, especially the shareholders, capital market authorities, and the public	• Melakukan komunikasi eksternal dengan melakukan korespondensi dengan dan pelaporan kepada institusi pasar modal maupun pihak eksternal lainnya yang terkait • Menyediakan informasi material yang relevan secara tepat waktu terkait dengan Perseroan dan aksi korporasi Perseroan sesuai dengan keperluan pemegang saham, masyarakat, media, dan calon investor • Memastikan bahwa akses komunikasi yang tersedia memungkinkan para pemangku kepentingan untuk menyampaikan saran, masukan, dan keluhan dengan efektif • Menyesuaikan konten situs web Perseroan sesuai dengan Peraturan OJK No. 8/POJK.04/2015 tentang Situs Web Emiten atau Perusahaan Publik • Conducted external communication by corresponding with and reporting to capital market institutions and other related external parties • Provided relevant material information in a timely manner related to the Company and the Company's corporate actions in accordance with the needs of the shareholders, public, media, and potential investors • Ensured that the available communication access allows stakeholders to convey suggestions, feedback, and complaints effectively • Adjusted the content of the Company's website in accordance with OJK's Regulation No. 8/POJK.04/2015 on Website of Issuers or Public Companies
Membantu Direksi dan Dewan Komisaris dalam melaksanakan GC Assist the Board of Directors and the Board of Commissioners in implementing GCG	• Memastikan bahwa pelaksanaan tugas dan tanggung jawab setiap organ Perseroan sesuai dengan piagam Dewan Komisaris, Direksi, dan komite • Memastikan bahwa Perseroan memelihara validitas dokumen dan perizinan yang dimilikinya • Memastikan pemenuhan kepatuhan Perseroan terhadap peraturan perundang-undangan yang berlaku terutama di bidang pasar modal • Mengikuti perkembangan pasar modal khususnya peraturan-peraturan baru yang diterbitkan oleh OJK dan BEI pada tahun 2022 • Memberikan update mengenai peraturan perundang-undangan baru yang berlaku kepada Dewan Komisaris, Direksi, dan divisi/unit terkait di dalam Perseroan • Memberikan masukan kepada Dewan Komisaris dan Direksi Perseroan terkait dengan kepatuhan terhadap peraturan perundang-undangan yang berlaku terutama di bidang pasar modal • Memantau dan mengarsip daftar pemegang saham yang diterbitkan oleh Biro Administrasi Efek • Mempersiapkan penyelenggaraan, menghadiri, dan membuat minuta Rapat Dewan Komisaris dan Direksi • Mengkoordinasikan penyelenggaraan RUPST pada tanggal 12 Mei 2022 • Mengkoordinasikan penyelenggaraan Paparan Publik pada tanggal 12 Mei 2022 • Mengkoordinasikan penyelenggaraan RUPSLB pada tanggal 23 Februari 2022 dan 6 Oktober 2022 • Memfasilitasi pelaksanaan program pengenalan perusahaan bagi anggota Dewan Komisaris dan komite baru Perseroan pada tanggal 21 September 2022 dan 28 September 2022 • Mempersiapkan rencana kunjungan bagi anggota Dewan Komisaris dan komite ke lokasi kantor dan proyek entitas anak terpilih • Mengkoordinasikan, mempersiapkan, dan menyampaikan Laporan Tahunan, Laporan Keuangan, dan/atau laporan lainnya kepada OJK, BEI, dan lembaga lainnya yang relevan • Ensured that the implementation of the duties and responsibilities of each organ of the Company is in accordance with the charters of the Board of Commissioners, Directors, and committees • Ensured that the Company maintains the validity of its licenses and permits • Ensured the Company's compliance with prevailing laws and regulations, especially in the capital market sector • Kept track on new capital market regulations issued by OJK and IDX in 2022 • Provided updates on the new laws and regulations to the Board of Commissioners, Board of Directors, and related divisions/units within the Company • Provided inputs to the Board of Commissioners and the Board of Directors of the Company in relation to compliance with prevailing laws and regulations, especially in the capital market sector • Monitored and archived the Shareholder Register issued by the Share Administration Bureau • Prepared the holding of, attended, and issued the minutes of the meetings of the Board of Commissioners and the Board of Directors • Coordinated the holding of the AGM on May 12, 2022 • Coordinated the holding of the Public Expose on May 12, 2022 • Coordinated the holding of the EGM on February 23, 2022 and October 6, 2022 • Facilitated the implementation of the company's induction program for members of the Board of Commissioners and new committees of the Company on September 21, 2022 and September 28, 2022 • Prepared plans for members of the Board of Commissioners and committees to visit selected subsidiary's offices and project sites • Coordinated, prepared, and submitted the Annual Report, Financial Statements, and/or other reports to OJK, IDX, and other relevant institutions

Peningkatan Kompetensi bagi Sekretaris Perusahaan

Sebagai anggota ICSA, Perseroan mendukung Sekretaris Perusahaan untuk aktif dalam mengikuti lokakarya/pelatihan/seminar yang

Competency Development for the Corporate Secretary

Being registered with ICSA, the Company supports its Corporate Secretary to actively participate in workshops/trainings/seminars

relevan dan bermanfaat untuk mengembangkan kompetensinya, terutama dalam hal penerapan GCG di dalam Perseroan.

that are relevant and beneficial to develop her competence, especially those related to the implementation of GCG within the Company.

Lokakarya/pelatihan/seminar yang telah diikuti Sekretaris Perusahaan pada tahun 2022, dapat dilihat pada tabel sebagai berikut:

Workshop/training/seminar attended by the Corporate Secretary during 2022, can be seen in the following table:

Nama & Jabatan Name & Position	Lokakarya/Pelatihan/Seminar Workshop/Training/Seminar	Tempat, Tanggal Place, Date	Penyelenggara Organizer
Susan Chandra Sekretaris Perusahaan Corporate Secretary	Tax For Non-Tax	Jakarta, Jan 20, 2022	ICSA
	Introduction to Private M&A, Acquisition Finance, Debt Capital Markets Offerings, Venture Capital, Asset & Infrastructure Finance and Project Bonds, and Margin Lending & Alternative Financing Investment	Jakarta, May 18, 2022	Latham & Watkins LLP, Perseroan
	The 13th IICD CG Conference 2022: Sustainability Governance for Long-Term Value Creation	Jakarta, May 19, 2022	Indonesian Institute for Corporate Director (IICD)
	Overview of What Climate-related Reporting Is and Why It Is Important and Focus on the Initial Steps on How to Address the TCFD recommendations	Jakarta, May 25, 2022	Sustainable Stock Exchange Initiative (SSE), International Finance Corporation (IFC), CDP, BEI
	Master Class Reporting Gender Equality and Employment Practices for Sustainability and Annual Report	Jakarta, May 31, 2022	BEI, Global Reporting Initiative (GRI), Indonesia Business Coalition for Women Empowerment (IBCWE)
	Pemanfaatan Pedoman Umum Governansi Korporat Indonesia (PUGKI) 2021 dalam penciptaan nilai yang berkelanjutan	Jakarta, Jun 8, 2022	Asosiasi Emiten Indonesia (AEI)
	Sharing Session: Penerapan ESG di Pasar Modal Indonesia	Jakarta, Jun 8, 2022	IDX, Indonesia Infrastructure Finance (IIF)
	SMM Legal Talk: Coal Mining Regulation Update	Jakarta, Jun 9, 2022	GEMS
	Navigating Post-Pandemic Opportunities: Indonesia M&A Outlook and Insights	Jakarta, Jun 16, 2022	PricewaterhouseCoopers (PWC)
	The Future CFO Virtual Summit Indonesia: Leading the Digital Growth Despite the Crisis	Jakarta, Jun 23, 2022	Cxociety
	Successful Keys in Communicating Sustainability	Jakarta, Jun 30, 2022	ICSA
	Pendidikan Dasar-I ICSA	Jakarta, Jul 23, Jul 29, Aug 6, 2022	ICSA
	Strategi Meningkatkan Pelaporan ESG	Jakarta, Aug 31, 2022	IDX, PWC
	Economic Outlook 2023 "Pertumbuhan Ekonomi di Tengah Inflasi Global"	Jakarta, Oct 17, 2022	Sinarmas
	ASEAN Corporate Governance Scorecard: ASEAN Asset Class	Jakarta, Oct 18, 2022	ICSA
	Pendidikan Dasar-II ICSA	Jakarta, Nov 5, 12, 19, 2022	ICSA

Keterbukaan Informasi

Information Disclosure

Perseroan senantiasa berupaya melakukan keterbukaan informasi yang relevan, akurat, tepat waktu, dan mudah diakses bagi para pemangku kepentingan.

The Company seeks to disclose information that is relevant, accurate, timely, and easily accessible to stakeholders.

Keterbukaan Informasi beserta laporan yang telah disampaikan Perseroan kepada OJK dan BEI selama tahun 2022 adalah sebagai berikut:

Information Disclosures and reports submitted by the Company to the OJK and IDX throughout 2022 were as follows:

Topik Topic	Perihal Regard	Tanggal Date
Laporan Tahunan Annual Report	Laporan Tahunan 2021 Annual Report 2021	Apr 12, 2022
Laporan Keuangan Financial Statements	Laporan Keuangan Konsolidasian Tahunan 2021 Annual Consolidated Financial Statements 2021	Mar 22, 2022
	Iklan Informasi Laporan Keuangan Konsolidasian Tahunan 2021 Publication of Annual Consolidated Financial Statements 2021	Mar 22, 2022
	Rencana Penyampaian Laporan Keuangan Konsolidasian Interim per 31 Maret 2022 Plan for Submission of Interim Consolidated Financial Statements as of March 31, 2022	Apr 28, 2022
	Laporan Keuangan Konsolidasian Interim per 31 Maret 2022 Interim Consolidated Financial Statements as of March 31, 2022	May 30, 2022

Topik Topic	Perihal Regard	Tanggal Date
	Rencana Penyampaian Laporan Keuangan Konsolidasian Interim per 30 Juni 2022 Plan for Submission of Interim Consolidated Financial Statements as of June 30, 2022	Jul 21, 2022
	Perubahan Rencana Penyampaian Laporan Keuangan Konsolidasian Interim per 30 Juni 2022 Changes in Plan for the Submission of the Interim Consolidated Financial Statements as of June 30, 2022	Aug 31, 2022
	Laporan Keuangan Konsolidasian Interim per 30 Juni 2022 Interim Consolidated Financial Statements as of June 30, 2022	Sep 2, 2022
	Rencana Penyampaian Laporan Keuangan Konsolidasian Interim per 30 September 2022 Plan for Submission of Interim Consolidated Financial Statements as of September 30, 2022	Oct 31, 2022
	Perubahan Rencana Penyampaian Laporan Keuangan Konsolidasian Interim per 30 September 2022 Changes in Plan for Submission of Interim Consolidated Financial Statements as of September 30, 2022	Dec 27, 2022
Laporan Bulanan Aktivitas Eksplorasi Monthly Report of Exploration Activities	Laporan Bulan Oktober - Desember 2021 October - December 2021 Report	Jan 7, 2022
	Laporan Bulan Januari - Maret 2022 January - March 2022 Report	Apr 8, 2022
	Laporan Bulan April - Juni 2022 April - June 2022 Report	Jul 8, 2022
	Laporan Bulan Juli - September 2022 July - September 2022 Report	Oct 6, 2022
Laporan Bulanan Registrasi Pemegang Efek Monthly Report of Securities Holders Registration	Laporan Bulan Desember 2021 December 2021 Report	Jan 7, 2022
	Laporan Bulan Januari 2022 January 2022 Report	Feb 8, 2022
	Laporan Bulan Februari 2022 February 2022 Report	Mar 7, 2022
	Laporan Bulan Maret 2022 March 2022 Report	Apr 8, 2022
	Laporan Bulan April 2022 April 2022 Report	May 9, 2022
	Laporan Bulan Mei 2022 May 2022 Report	Jun 6, 2022
	Laporan Bulan Juni 2022 June 2022 Report	Jul 9, 2022
	Laporan Bulan Juli 2022 July 2022 Report	Aug 8, 2022
	Laporan Bulan Agustus 2022 August 2022 Report	Sep 7, 2022
	Laporan Bulan September 2022 September 2022 Report	Oct 6, 2022
	Laporan Bulan Oktober 2022 October 2022 Report	Nov 4, 2022
	Laporan Bulan November 2022 November 2022 Report	Dec 5, 2022
RUPST 2022 AGM 2022	Pemberitahuan Rencana RUPST ke OJK Notification of AGM Holding Plan to OJK	Mar 18, 2022
	Pengumuman RUPST Announcement of AGM	Mar 28, 2022
	Pemanggilan RUPST Notice of AGM	Apr 12, 2022
	Ringkasan Risalah RUPST Summary of Minutes of the AGM	May 12, 2022
	Risalah RUPST Minutes of AGM	June 7, 2022
RUPSLB Feb 2022 EGM Feb 2022	Pemberitahuan Rencana RUPSLB ke OJK Notification of EGM Holding Plan to OJK	Dec 22, 2021
	Pengumuman RUPSLB Announcement of EGM	Dec 30, 2021
	Pemanggilan RUPSLB Notice of EGM	Jan 14, 2022
	Perubahan dan/atau Tambahan atas Keterbukaan Informasi (I) Amendment and/or Addition to the Information Disclosure (I)	Feb 3, 2022
	Penundaan RUPSLB Postponement of EGM	Feb 4, 2022
	Penjadwalan Ulang Panggilan RUPSLB Rescheduling of Notice of EGM	Feb 7, 2022
	Penundaan RUPSLB Postponement of EGM	Feb 14, 2022
	Penundaan RUPSLB (Koreksi) Postponement of EGM (Correction)	Feb 18, 2022
	Konfirmasi atas Penjadwalan Ulang Panggilan RUPSLB Confirmation on the Rescheduling of the Notice of EGM	Feb 21, 2022

Topik Topic	Perihal Regard	Tanggal Date
	Perubahan dan/atau Tambahan atas Keterbukaan Informasi (II) Amendment and/or Addition to the Information Disclosure (II)	Feb 21, 2022
	Ringkasan Risalah RUPSLB Summary of Minutes of the EGM	Feb 23, 2022
	Risalah RUPSLB Minutes of EGM	Mar 15, 2022
RUPSLB Okt 2022 EGM Oct 2022	Pemberitahuan Rencana RUPSLB ke OJK Notification of EGM Holding Plan to OJK	Aug 22, 2022
	Pengumuman RUPSLB Announcement of EGM	Aug 30, 2022
	Pemanggilan RUPSLB Notice of EGM	Sep 14, 2022
	Ringkasan Risalah RUPSLB Summary of Minutes of the EGM	Oct 6, 2022
	Risalah RUPSLB Minutes of EGM	Nov 1, 2022
RUPSLB Des 2022 EGM Dec 2022	Pemberitahuan Rencana RUPSLB ke OJK Notification of EGM Holding Plan to OJK	Oct 27, 2022
	Pengumuman RUPSLB Announcement of EGM	Nov 9, 2022
	Keterbukaan Informasi sehubungan dengan Rencana Transaksi Disclosure of Information in relation to the Proposed Transaction	Nov 9, 2022
	Pemanggilan RUPSLB Notice of EGM	Nov 28, 2022
	Penundaan RUPSLB Postponement of EGM	Dec 17, 2022
Paparan Publik Public Expose	Rencana Penyelenggaraan Paparan Publik Tahunan Annual Public Expose Holding Plan	Apr 20, 2022
	Penyampaian Materi Paparan Publik Tahunan Submission of Annual Public Expose Presentation Materials	May 9, 2022
	Laporan Hasil Paparan Publik Report on the Holding of Public Expose	May 13, 2022
Lainnya Others	Penjelasan atas Pemberitaan Media Massa Explanation of Mass Media Coverage	Jan 4, 2022
	Fasilitas Pinjaman kepada Entitas Anak Perseroan Loan Facility to the Company's Subsidiary	Jan 20, 2022
	Fasilitas Pinjaman kepada Perseroan Loan Facility to the Company	Jan 20, 2022
	Update Penjelasan atas Pemberitaan di Media Massa Update on Explanation of Mass Media Coverage	Jan 21, 2022
	Klarifikasi atas Pemberitaan di Media Massa Clarification on Mass Media Coverage	Jan 24, 2022
	Pendirian Entitas Anak Establishment of New Subsidiaries	Feb 21, 2022
	Rencana Investasi oleh Entitas Anak Tidak Langsung Perseroan Investment Plan by the Company's Indirect Subsidiaries	Mar 1, 2022
	Penerbitan Senior Secured Notes oleh Entitas Anak Langsung Perseroan Senior Secured Notes Issuance by the Company's Direct Subsidiary	Mar 10, 2022
	Penyelesaian Pelaksanaan Penerbitan Hak Pro-rata Saham Biasa Stanmore Resources Limited oleh GEAR melalui Golden Investments (Australia) Pte. Ltd Completion of the Issuance of Pro-rata Common Shares of Stanmore Resources Limited by GEAR through Golden Investments (Australia) Pte. Ltd	Mar 16, 2022
	Pendirian Entitas Anak Establishment of a Subsidiary	Mar 23, 2022
	Penyelesaian Pelaksanaan Penerbitan Hak Pro-rata Saham Biasa Stanmore Resources Limited, entitas anak tidak langsung Perseroan Completion of the Issuance of Pro-rata Common Shares of Stanmore Resources Limited, an indirect subsidiary of the Company	Mar 30, 2022
	Pendirian Entitas Anak Establishment of a Subsidiary	Apr 14, 2022
	Hasil Pelaksanaan Transaksi Material atau Perubahan Kegiatan Usaha Results of the Implementation of Material Transactions or Changes in Business Activities	May 3, 2022
	Transaksi Afiliasi Perjanjian Imbalan Penjaminan Affiliated Transaction on Guarantee Fee Agreement	May 24, 2022
	Penurunan Modal di Entitas Anak Capital Reduction in Subsidiary	Jun 10, 2022
	Penunjukan AP dan KAP Appointment of AP and KAP	Jun 14, 2022
	Investasi oleh Entitas Anak Tidak Langsung Perseroan Investment by the Company's Indirect Subsidiaries	Jun, 14 2022

Topik Topic	Perihal Regard	Tanggal Date
	Pengunduran Diri Bapak Indra Widjaja selaku Wakil Presiden Komisaris Perseroan The resignation of Mr. Indra Widjaja as Vice President Commissioner of the Company	Jul 12, 2022
	Laporan Perubahan Kepemilikan Saham Perusahaan Terbuka Report of Change in Ownership of Public Company Shares	Jul 13, 2022
	Konversi Obligasi Wajib Konversi Menjadi Saham oleh Entitas Anak Perseroan Conversion of Mandatory Convertible Bonds into Shares by the Company's Subsidiary	Jul 13, 2022
	Laporan Perubahan Kepemilikan Saham Perusahaan Terbuka Report of Change in Ownership of Public Company Shares	Jul 27, 2022
	Fasilitas Pinjaman kepada Entitas Anak Perseroan Loan Facility to the Company's Subsidiary	Jul 29, 2022
	Transaksi Afiliasi Berupa Perjanjian Penyertaan Saham Affiliated Transaction in the Form of Share Subscription	Jul 29, 2022
	Keterbukaan Informasi atas Transaksi Afiliasi Information Disclosure on Affiliated Transaction	Aug 2, 2022
	Laporan Perubahan Kepemilikan Saham Perusahaan Terbuka Report of Change in Ownership of Public Company Shares	Aug 2, 2022
	Perubahan Modal pada Entitas Anak Perseroan Change of Capital in the Company's Subsidiaries	Aug 2, 2022
	Investasi oleh Entitas Anak Tidak Langsung Perseroan Investment by the Company's Indirect Subsidiary	Aug 10, 2022
	Klarifikasi atas Pemberitaan di Media Massa Clarification on Mass Media Coverage	Aug 12, 2022
	Pengambilalihan oleh Entitas Anak Tidak Langsung Perseroan Acquisition by the Company's Indirect Subsidiary	Aug 12, 2022
	Pendirian Entitas Anak Establishment of a Subsidiary	Sep 7, 2022
	Pendirian Entitas Anak Establishment of a Subsidiary	Oct 4, 2022
	Perubahan Susunan Komite Audit Changes in Audit Committee Composition	Oct 6, 2022
	Pengambilalihan oleh Entitas Anak Tidak Langsung Perseroan Acquisition by the Company's Indirect Subsidiary	Oct 7, 2022
	Pembentukan Komite Manajemen Risiko Establishment of Risk Management Committee	Oct 10, 2022
	Perjanjian Pinjaman kepada Entitas Anak Perseroan Loan Agreement to the Company's Subsidiary	Oct 20, 2022
	Penandatanganan Nota Kesepahaman Manufaktur dan Pemasaran Modul Fotovoltaik Surya di Indonesia Signing of a Memorandum of Understanding on the Manufacturing and Marketing of Solar Photovoltaic Modules in Indonesia	Nov 14, 2022
	Perubahan atas Perjanjian Fasilitas Pinjaman kepada Perseroan Changes to Loan Facility Agreement to the Company	Dec 2, 2022
	Fasilitas Pinjaman kepada Entitas Anak Perseroan Loan Facility to the Company's Subsidiary	Dec 2, 2022
	Penurunan Modal di Entitas Anak Perseroan Capital Reduction in the Company's Subsidiary	Dec 8, 2022
	Peningkatan Modal dan Pendirian Entitas Anak Capital Increase and Establihment of Subsidiaries	Dec 14, 2022
	Perubahan Kepala Unit Audit Internal dan Kapala Unit Manajemen Risiko Changes of the Head of Internal Audit Unit and the Head of Risk Management Unit	Dec 20, 2022
	Perubahan Modal di Entitas Anak Perseroan Changes in Capital in the Company's Subsidiaries	Dec 27, 2022

Perkara Hukum yang Dihadapi

Perseroan dan entitas anak, serta anggota Dewan Komisaris dan anggota Direksi Perseroan tidak menghadapi tuntutan maupun perkara hukum yang material – selain perkara tersebut.

Kepatuhan dan Sanksi Administratif [GRI-2-27-a]

Pada tahun 2022, Perseroan dan entitas anak serta anggota Dewan Komisaris dan Direksi, tidak menerima sanksi administratif material dari otoritas pasar modal dan/atau otoritas lainnya terkait kepatuhan atas peraturan pasar modal dan/atau kelalaian menyampaikan keterbukaan informasi dalam jangka waktu yang dipersyaratkan untuk hal-hal material yang dapat mempengaruhi harga saham Perseroan.

Ongoing Legal Cases

The Company and its subsidiaries, members of the Board of Commissioners, and members of the Board of Directors of the Company did not have any material lawsuits or legal cases – other than these cases.

Compliance and Administrative Sanction [GRI-2-27-a]

In 2022, the Company and its subsidiaries as well as the Board of Commissioners and the Board of Directors did not receive any material administrative sanctions from the capital market authorities and/or other authorities in relation to compliance with capital market requirements and/or negligence in conveying information disclosure within the required period for material matters which can affect the Company's shares price.

Pada tahun 2022, Perseroan juga tidak mendapatkan laporan pelanggaran atau ketidakpatuhan yang signifikan atas peraturan yang berkaitan dengan isu ketenagakerjaan, konsumen, perselisihan, komersial, kompetisi, dan lingkungan hidup.

Program Kepemilikan Saham oleh Manajemen dan/atau Karyawan dan Program Pemberian Kompensasi Jangka Panjang Berbasis Kinerja kepada Manajemen dan/atau Karyawan

Hingga tanggal 31 Desember 2022, Perseroan tidak memiliki program kepemilikan saham oleh manajemen dan/atau karyawan maupun program pemberian kompensasi jangka panjang berbasis kinerja kepada manajemen dan/atau karyawan.

Kepemilikan Saham oleh Karyawan Senior

Pada awal tahun 2022, tidak terdapat karyawan senior Perseroan yang tercatat memiliki saham Perseroan. Selama tahun 2022, tidak terdapat transaksi saham Perseroan yang dilakukan oleh karyawan senior Perseroan, sehingga kepemilikan saham Perseroan oleh karyawan senior per 31 Desember 2022 adalah nihil.

Media Keterbukaan Informasi [GRI-2-3-d] [GRI 2-26]

Perseroan menyampaikan informasi-informasi keuangan dan non-keuangan Perseroan melalui situs web Perseroan, situs web BEI, dan/atau media lainnya sebagaimana dipersyaratkan oleh peraturan perundang-undangan yang berlaku. Informasi disampaikan dalam Bahasa Indonesia dan Bahasa Inggris.

Perseroan berupaya membina hubungan baik dengan media untuk mendapatkan informasi relevan terkait aktivitas bisnis Perseroan.

Untuk pemegang saham maupun pemangku kepentingan lainnya yang ingin memperoleh informasi lebih lanjut mengenai Perseroan, pertanyaan dapat disampaikan kepada Sekretaris Perusahaan Perseroan pada setiap hari dan jam kerja pada alamat korespondensi sebagai berikut:

Sekretaris Perusahaan
PT Dian Swastatika Sentosa Tbk
Sinar Mas Land Plaza, Menara II, Lantai 24
Jl. M.H. Thamrin No. 51, Jakarta 10350
Telepon: +6221 31990258
Faksimili: +6221 31990259
Surat Elektronik: corsec@dss.co.id

Informasi pada Situs Web Perseroan

Dalam situs web Perseroan, Perseroan menyediakan informasi umum mengenai Perseroan, informasi bagi investor, informasi tata kelola perusahaan, informasi tanggung jawab sosial perusahaan, dan informasi-informasi lainnya sesuai dengan POJK No. 8/POJK.04/2015 tentang Situs Web Emiten atau Perusahaan Publik.

Informasi dalam situs web Perseroan tersedia dalam Bahasa Indonesia dan Bahasa Inggris.

In 2022, the Company also did not receive any reports concerning significant violations or non-compliance with regulations relating to labor, consumer, dispute, commercial, competition, and environmental issues.

Management and/or Employees Share Ownership Program dan Performance Based Long-Term Compensation Program to the Management and/or Employees

As of December 31, 2022, the Company did not have any management and/or employee share ownership program and performance-based long-term compensation policy to the management and/or employees.

Shares Ownership by Senior Employees

At the beginning of 2022, there were no senior employees of the Company who were recorded as owning the Company's shares. During 2022, there were no transactions in the Company's shares carried out by senior employees of the Company, so the ownership of the Company's shares by senior employees as of December 31, 2022 was nil.

Media for Information Disclosure [GRI-2-3-d] [GRI 2-26]

The Company publishes its financial and non-financial information through its website, IDX's website, and/or other media as required by the prevailing laws and regulations. Information is published in Bahasa Indonesia and English.

The Company seeks to foster its relationship with the media to obtain relevant information on the activities of the Company.

For shareholders or other stakeholders who wish to obtain further information on the Company, queries can be submitted to the Corporate Secretary of the Company during office days and hours at the correspondences address as follows:

Corporate Secretary
PT Dian Swastatika Sentosa Tbk
Sinar Mas Land Plaza, Tower II, 24th Floor
Jl. M.H. Thamrin No. 51, Jakarta 10350
Telephone: +6221 31990258
Facsimile: +6221 31990259
Email: corsec@dss.co.id

Information on the Company's Website

On the Company's website, the Company provides general information about the Company, information for investors, information on corporate governance, information on corporate social responsibility, and other information in accordance with POJK No. 8/POJK.04/2015 on the Website of Issuers or Public Companies.

Information on the Company's website is available in Bahasa Indonesia and English.

Alamat dan Kode QR Situs Web Website Address and QR Code	Uraian Description	Ketersediaan Availability	Lokasi pada Situs Web Location on the Website
www.dssa.co.id	Informasi Pemegang Saham sampai dengan Pemilik Akhir Individu Information on Shareholders up to the Ultimate Individual Owner	✓	Tentang Kami > Struktur Perusahaan About Us > Corporate Structure
	Struktur Grup Perusahaan Corporate Group Structure	✓	Tentang Kami > Struktur Perusahaan About Us > Corporate Structure
	Analisis Kinerja Keuangan Financial Performance Analysis	✓	Hubungan Investor > Informasi Keuangan > Laporan Keuangan / Ikhtisar Keuangan / Ikhtisar Keuangan Tengah Tahunan Investor Relations > Financial Information > Financial Statements / Financial Highlights / Semi-Annual Financial Highlights
	Kode Etik Code of Conduct	✓	Tata Kelola Perusahaan > Dokumentasi Perusahaan > Kode Etik Corporate Governance > Company Documentation > Code of Conduct
	Rapat Umum Pemegang Saham General Meeting of Shareholders	✓	Tata Kelola Perusahaan > Rapat > RUPS Corporate Governance > Meetings > GMS
	Laporan Keuangan Tahunan (5 tahun terakhir) Annual Financial Statements (last 5 years)	✓	Hubungan Investor > Laporan Keuangan Investor Relations > Financial Statements
	Profil Dewan Komisaris Profile of the Board of Commissioners	✓	Tata Kelola Perusahaan > Manajemen > Dewan Komisaris Corporate Governance > Management > Board of Commissioners
	Profil Direksi Profile of the Board of Directors	✓	Tata Kelola Perusahaan > Manajemen > Direksi Corporate Governance > Management > Board of Directors
	Profil Komite Profile of the Committees	✓	Tata Kelola Perusahaan > Organ Pendukung > Komite Audit / Komite Nominasi & Remunerasi Corporate Governance > Supporting Organs > Audit Committee / Nomination & Remuneration Committee
	Piagam Dewan Komisaris, Piagam Direksi, Piagam Komite, dan Piagam Unit Audit Internal Charter of the Board of Commissioners, Charter of the Board of Directors, Charter of the Committees, and Charter of the Internal Audit Unit	✓	Tata Kelola Perusahaan > Dokumentasi Perusahaan > Piagam Corporate Governance > Company Documentation > Charters

Paparan Publik
Public Expose

Pada tahun 2022, Perseroan menyelenggarakan 1 (satu) kali Paparan Publik pada tanggal 12 Mei 2022 untuk membahas kinerja operasional dan keuangan Perseroan per 31 Desember 2021.

In 2022, the Company held 1 (one) Public Expose on May 12, 2022, to present its operational and financial performance as of December 31, 2021.

Rencana Penyelenggaraan Paparan Publik[1)2)] Public Expose Holding Plan[1)2)]	April 20, 2022
Penyampaian Materi Paparan Publik[1)2)] Submission of Public Expose Presentation Materials[1)2)]	May 9, 2022
Paparan Publik Public Expose	May 12, 2022
Laporan Hasil Paparan Publik[1)2)] Report of Public Expose[1)2)]	May 13, 2022

Keterangan / Notes:
1) Disajikan dalam Bahasa Indonesia dan Inggris
2) Telah diumumkan melalui situs web Perseroan dan situs web BEI sesuai dengan peraturan yang berlaku
1) Presented in Indonesian and English
2) Disclosed in the Company's website as well as the IDX's website in accordance with the prevailing regulations

Anggota Dewan Komisaris, Direksi, dan Komite Perseroan yang hadir dalam Paparan Publik 2022 sebagai berikut:

- Ibu Evita Herawati Legowo, sebagai Komisaris Independen dan Ketua Komite Nominasi dan Remunerasi
- Bapak Robert Arthur Simanjuntak, sebagai Komisaris Independen dan Ketua Komite Audit
- Bapak Andy Noorsaman Sommeng, sebagai Komisaris Independen
- Bapak Lokita Prasetya, sebagai Wakil Presiden Direktur
- Bapak Hermawan Tarjono, sebagai Direktur
- Bapak Handhianto Suryo Kentjono, sebagai Direktur
- Bapak Alex Sutanto, sebagai Direktur
- Bapak Carel Risakotta, sebagai anggota Komite Audit
- Bapak Michell Suharli, sebagai anggota Komite Audit
- Ibu Susi Susantijo, sebagai anggota Komite Nominasi dan Remunerasi

Members of the Board of Commissioners, Board of Directors, and Committee of the Company who were present at the 2022 Public Expose are as follows:

- Mrs. Evita Herawati Legowo, as Independent Commissioner and Chairperson of the Nomination and Remuneration Committee
- Mr. Robert Arthur Simanjuntak, as Independent Commissioner and Chairperson of the Audit Committee
- Mr. Andy Noorsaman Sommeng, as Independent Commissioner
- Mr. Lokita Prasetya, as Vice President Director
- Mr. Hermawan Tarjono, as Director
- Mr. Handhianto Suryo Kentjono, as Director
- Mr. Alex Sutanto, as Director
- Mr. Carel Risakotta, as member of the Audit Committee
- Mr. Michell Suharli, as member of the Audit Committee
- Mrs. Susi Susantijo, as member of the Nomination and Remuneration Committee

Paparan Publik dihadiri oleh 9 (sembilan) peserta di luar pengurus Perseroan.

The Public Expose was attended by 9 (nine) participants outside of the management of the Company.

Dalam Paparan Publik terdapat pertanyaan yang diajukan oleh 3 (tiga) orang penanya, sebagai berikut:

Several questions were raised by 3 (three) attendees during the Public Expose, as follows:

Pertanyaan Question	**Jawaban** Answer
Penanya 1	Questions from Participant 1
a. Realisasi Capex selama Q1-2022 untuk apa saja? What are Capex realizations throughout Q1-2022 used for?	Saat ini, DSSA masih dalam tahap penyelesaian laporan keuangan konsolidasian Q1-2022. Capex untuk Q1-2022 diperkirakan sekitar USD30 juta, terutama untuk bisnis pertambangan di Australia. Currently, DSSA is still in the closing stage of the preparation of our consolidated financial statements for Q1-2022. Capex for Q1-2022 is estimated to be around USD30 million, mainly for the mining business in Australia.
b. Tahun ini, berapa total alokasi capex? Apakah ada perubahan dibandingkan dengan tahun 2021, dikarenakan adanya dinamika pada awal tahun 2022? This year, how much capex was allocated in total? Are there any differences compared to 2021, due to the dynamics at the beginning of 2022?	Anggaran capex grup konsolidasian adalah sekitar USD137 juta tahun 2022 [dibandingkan dengan alokasi capex 2021 sekitar USD67 juta]. The capex budget of the consolidated group is approximately USD137 million in 2022 [compared to capex allocation in 2021 of approximately USD67 million].

Pertanyaan Question	Jawaban Answer
c. Apa latar belakang DSSA melakukan akuisisi Dampier Coal? Lalu bagaimana proyeksi dari DSSA sendiri ke depannya terkait dengan efek dari akuisisi tersebut? What motivated DSSA to acquire Dampier Coal? Also, how does DSSA project the effects of the acquisition going forward?	Dampier merupakan perusahaan batu bara metalurgi yang terletak di Australia dengan produk batu bara high calorie coal, sehingga diharapkan ke depannya dengan adanya Dampier, pendapatan konsolidasian Perseroan akan dapat meningkat sekitar 30% dan laba dapat meningkat sekitar 40% dibandingkan tahun sebelumnya. Sebagai tambahan, batu bara Dampier merupakan batu bara dengan spesifikasi yang memang untuk keperluan metalurgi, bukan thermal coal. Akuisisi Dampier adalah akuisisi tambang batu bara untuk metalurgi dengan kalori di atas 7.500 yang produknya akan dicampur dengan bijih besi untuk menghasilkan baja. Dampier is a metallurgical coal company located in Australia with high-calorie coal products, and so it is expected that in the future, with the presence of Dampier, the Company's consolidated revenues will increase by around 30% and profit can increase by around 40% compared to the previous year. Moreover, Dampier's coal has the specifications of metallurgical coal, not thermal coal. The acquisition of Dampier is the acquisition of a metallurgical coal mine with coal calories above 7,500, of which the product will be mixed with the iron ore to produce steel.
d. Apakah sudah ada target batu bara tersebut akan dijual kemana? Is there a target on where the coal will be sold?	Batu bara akan dijual ke pasar luar negeri. Pasar yang sangat besar untuk industri baja itu adalah China, Vietnam, Jepang, Korea, India, dan beberapa negara lain yang memiliki industri baja yang besar. The coal will be sold to overseas markets. Huge markets for the steel industry are present in China, Vietnam, Japan, Korea, India, and some other countries which have a large steel industry.
Penanya 2	Questions from Participant 2
a. Di bidang pertambangan, berapa persen yang diekspor, dan berapa persen yang dijual untuk pasar lokal? Selain itu, 5 pembeli terbesar serta *terms of payment*-nya bagaimana? In the mining sector, what percent is exported, and what percent is sold to the local market? Moreover, who are the 5 biggest buyers and what are the terms of payment?	Untuk bisnis pertambangan, saat ini kurang lebih untuk porsi ekspor adalah sekitar 60% dan lokal sekitar 40%. [Pembeli batu bara terbesar berasal dari negara *China*, Indonesia, dan India dengan *terms of payment* 30 sampai 60 hari]. For the mining business, currently the export portion is around 60% while the local is around 40%. [The largest buyers of coal come from China, Indonesia, and India with terms of payment of 30 to 60 days].
b. Di bisnis teknologi, mohon agar dijelaskan dengan lebih detil. Dan bagaimana dengan *metaverse*? Apakah kira-kira ada *planning* untuk menjajakinya? For the technology business, please provide explanations in more detail. And what about the metaverse? Is there a plan to explore it?	Mengenai bisnis teknologi, kami adalah penyedia jasa internet melalui infrastruktur FTTH dengan teknologi XGS-PON, 10 giga simetrik. Jadi dikenal di pasar, MyRepublic itu adalah rajanya *gamer*, di mana latensinya paling kecil, dengan internet paling cepat. Saat ini kami berada di nomor 1 di *rating* OOKLA dan STEAM dan mengenai pertanyaan Bapak tentang *metaverse*, *naturally* ini adalah salah satu strategi *beyond fiber* kami. Kalau dari sisi ekspansi *fiber optic*-nya, kami memanfaatkan perubahan pola hidup pasca pandemi dengan menggelar *fiber optic* seagresif mungkin. Kami baru menambah layanan di 3 kota, yaitu Lampung, Pekanbaru, dan Makassar. Untuk cabang Makassar, baru di-*launch* hari ini [GRI 12 Mei 2022]. Ekspansi dilakukan untuk menjangkau *coverage area* yang lebih luas. Namun, untuk strategi *beyond fiber*-nya, *metaverse, blockchain, play to earn games* itu natural karena kami unggul dengan latensi yang paling kecil. Regarding the technology business, we are an internet service provider through FTTH infrastructure with XGS-PON technology, 10 giga symmetric. Therefore as known in the market, MyRepublic is the king of gamers, where the latency is the smallest with the fastest internet. We are currently at number 1 in OOKLA and STEAM ratings and regarding your question about the metaverse, naturally, this is one of our beyond-fiber strategies. In terms of fiber optic expansion, we take advantage of changes in post-pandemic lifestyle by installing fiber optics as aggressively as possible. We have just added services in 3 cities, namely Lampung, Pekanbaru, and Makassar. The Makassar branch has just been launched today [May 12, 2022]. Expansion is carried out to reach a wider area coverage. However, for its beyond fiber strategies, metaverse, blockchain, play to earn games are natural because we excel with the least latency.
c. [Berapa] rata-rata piutang per bulan untuk batu bara lokal dan yang ekspor? What was the average receivables per month for local and exported coals?	Porsi dari lokal sekitar setengah dari total *outstanding* piutang kami. [Total piutang usaha per 31 Desember 2021 adalah USD255 juta]. Jadi sekitar 50% piutang kami dalam bentuk lokal, dan 50% dalam bentuk ekspor. Rata-rata piutang [baik lokal dan ekspor] kurang lebih sekitar 45 hari. Local accounts for about half of our total outstanding receivables. [Total accounts receivable as of December 31, 2021, was USD255 million]. So around 50% of our receivables were in local form, and 50% were in exports. The average receivable [for both local and export] was approximately 45 days.

Pertanyaan Question	Jawaban Answer
Penanya 3	Questions from Participant 3
a. Terkait dengan lini usaha pertambangan, menurut catatan kami, DSSA melalui entitas anak ada target produksi konsolidasi sebesar 40 juta ton batu bara. Realisasinya di Q1-2022 sudah berapa? Seperti apa perbandingannya dengan Q1-2021? Kemudian, dari target produksi konsolidasi berdasarkan RKAB tersebut, volume yang sudah terkontrak berapa persen? In relation to the mining business line, according to our records, DSSA through subsidiaries has a consolidated production target of 40 million tons of coal. How much has it been realized in Q1-2022? How does it compare to Q1-2021? Also, from the consolidated production target based on the RKAB, what percentage of the volume has been contracted?	Untuk proyeksi tahun 2022, kami mengharapkan sejalan dengan adanya akuisisi *Dampier Coal*, Perseroan dapat menumbuhkan pendapatan sekitar 30% dan laba sekitar 40% dibandingkan dengan tahun sebelumnya. [Produksi dari lini pertambangan sampai dengan Q1-2022 adalah sekitar 9 juta MT.] Projecting for 2022, we expect that in line with the acquisition of Dampier Coal, the Company can grow its revenues by around 30% and profit by around 40% compared to the previous year. [Production from mining line until Q1-2022 was about 9 million MT].
b. Tadi menarik soal energi baru terbarukan, boleh dirinci lagi, ini kira-kira rencana DSSA untuk masuk bisnis energi terbarukan ini jelasnya *timeline*-nya seperti apa, penerapannya seperti apa, apakah sudah masuk daftar penyedia terseleksi PLN atau jangan-jangan sudah ada PPA dan kemudian bisa dibagikan juga ini lokasi panas bumi yang dimaksud ini di mana dan kira-kira kapan nanti eksplorasi, kapan rencananya memulai eksploitasi, dan sebagainya. Talking on renewable energy earlier, can you provide more details regarding the approximate timeline of DSSA to enter this renewable energy business, how to implement it, whether has it been included on the list of PLN selected providers or whether the Company has secured a PPA, the geothermal project location, the timing for exploration and exploitation, and so on.	Salah satu pengembangan Perseroan ke depan adalah di bidang energi baru dan terbarukan. Kalau kami lihat dari RUPTL PLN, selama 10 tahun ke depan terdapat rencana penambahan pembangkit sebesar hampir 41 GW, di mana lebih dari 50% adalah pembangkit energi baru dan terbarukan. Yang akan Perseroan jajaki itu adalah termasuk energi baru dan terbarukan di bidang panas bumi dan solar. Mengapa panas bumi? Karena potensi ke depan untuk pengembangan panas bumi sesuai dengan RUPTL ke depan itu hampir kurang lebih 3,5 GW yang tersebar di seluruh Indonesia. Kami melihat salah satu potensi yang baik untuk dikembangkan ada di daerah Jawa Barat. Yang kedua adalah di bidang surya. Potensi untuk surya selama 10 tahun ke depan sesuai dengan rencana PLN adalah kurang lebih hampir 5,5-6 GW. Terdapat potensi yang besar ke depan untuk pengembangan Perseroan juga. Kami akan mengikuti tender-tender PLN. Perseroan sudah masuk ke dalam daftar penyedia terseleksi PLN. Sehingga, kami akan siap untuk diundang oleh PLN mengikuti tender-tender ke depannya. Kami berupaya untuk mengikuti gerak dinamika dari PLN, ketika nanti PLN siap untuk melakukan tender-tender pengembangan energi baru dan terbarukan. One of the Company's future development plans is in the sector of renewable energy. If we look at PLN's RUPTL, over the next 10 years there is a plan to increase the number of power plants to nearly 41 GW, of which more than 50% are renewable energy power plants. The Company will explore renewable energy business in the geothermal and solar sectors. Why geothermal? Because the potential in the future for geothermal development in accordance with RUPTL is approximately 3.5 GW throughout Indonesia. We recognize one of the good potentials to be developed is in the West Java area. The second is in the solar sector. The potential for solar for the next 10 years in accordance with PLN's plan is approximately 5.5-6 GW. There is great potential in the future for the Company's development as well. We will participate in tenders conducted by PLN. The Company has been included in PLN's list of selected providers. So, we are ready to be invited by PLN to participate in tenders in the future. We seek to follow the dynamics of PLN, when PLN is ready to conduct tenders for the development of renewable energy.
c. Kemudian pertanyaan yang terakhir, ini kalau dilihat kinerja 2021, ada mengalami pertumbuhan. Secara konsolidasi, DSSA melihat prospek bisnis di tahun 2022 itu seperti apa dibandingkan 2021? Apakah optimis bisa tumbuh lagi? Kalau iya, kira-kira kisaran pertumbuhan yang mau dikejar kira-kira berapa persen dan komposisinya kira-kira bagaimana? Apakah masih dominan dari batu bara seperti tadi *kan* katanya sampai 80an persen? Di tahun 2022, komposisinya kira-kira seperti apa dan bagaimana strateginya? Last question, if we look at the performance in 2021, we can see growth. In consolidated statements, what is the business outlook that DSSA sees in 2022, compared to 2021? Is it optimistic that it can continue to grow? If so, what is the approximate range of growth that will be pursued, what is the percentage, and how is the composition? Is it still as dominant on the coal sector as before, as being said it was up to around 80%? In 2022, how is the composition, and what is the strategy?	[Perseroan menelaah secara berkala unit bisnis Perseroan. Perseroan optimis bahwa bisnis yang dijalankan masih memiliki prospek yang baik untuk dapat mempertahankan pertumbuhan kinerja. Arah strategi bisnis terutama difokuskan pada penjajakan peluang bisnis energi baru, termasuk bisnis energi baru dan terbarukan, dan pengembangan bisnis teknologi. Dari bisnis dan strategi yang dijalankan, kami menargetkan pendapatan usaha meningkat sekitar 30% pada tahun 2022. Kontributor terbesar pendapatan usaha untuk tahun 2022 ini diperkirakan masih akan berasal dari bisnis energi.] [The Company periodically reviews its business units. The Company is optimistic that the business currently performing still has good prospects that it will be able to maintain its performance growth. The direction of the business strategy is mainly focused on exploring new energy business opportunities, including renewable energy businesses, as well as technology business development. From the businesses and strategies that are carried out, we are targeting the revenues to increase by around 30% in 2022. It is expected that the largest contributor to the revenues for 2022 is still the energy business.]

Laporan penyelenggaraan Paparan Publik telah disampaikan Perseroan kepada BEI pada tanggal 13 Mei 2022.

The report on the Public Expose was submitted by the Company to IDX on May 13, 2022.

Tantangan 2022 dan Komitmen Keberlanjutan

Challenges in 2022 and Sustainability Commitments

Perseroan menyadari bahwa pencapaian dan keberlanjutan usaha Perseroan tidak terlepas dari peran dan dukungan para pemangku kepentingan. Sementara itu, keberlanjutan usaha Perseroan akan membawa dampak, baik secara langsung maupun tidak langsung, bagi para pemegang saham, karyawan, masyarakat – terutama yang berada di sekitar wilayah operasi Perseroan dan entitas anak, serta para pemangku kepentingan lainnya yang relevan.

Perseroan juga menyadari bahwa program-program TJSL yang dilakukan dan pengukuran atas penerapan prinsip-prinsip keberlanjutan, terutama yang terkait dengan aspek sosial dan lingkungan, masih terbatas dan perlu untuk dikembangkan. Oleh karena itu, Perseroan senantiasa berupaya mengikutsertakan karyawan di berbagai jenjang organisasi pada program-program pengembangan kompetensi keberlanjutan, agar Perseroan dan entitas anak dapat mengembangkan program-program TJSL dan memberikan manfaat yang lebih luas kepada para pemangku kepentingan.

Perseroan berkomitmen untuk menjalankan kegiatan bisnisnya secara berhati-hati, bertanggung jawab, dan terbuka untuk pelaksanaan governansi keberlanjutan. [GRI 3-3-a]

The Company realizes that the achievement and sustainability of its business cannot be separated from the role and support of the stakeholders. Meanwhile, the sustainability of the Company's business will have an impact, either directly or indirectly, on the shareholders, employees, communities – especially those reside around the operating areas of the Company and its subsidiaries, as well as other relevant stakeholders.

The Company also realizes that the CSER programs carried out and the measurement of the application of sustainability principles, especially those related to social and environmental aspects, was still limited and need to be developed. Therefore, the Company always seeks to include employees at various levels of the organization in sustainability competency development programs, so that the Company and its subsidiaries can develop CSER programs and provide wider benefits to stakeholders.

The Company is committed to carrying out its business activities prudently, responsibly, and transparently for the implementation of sustainable governance. [GRI 3-3-a]

Dalam menyusun program TJSL, Perseroan berpedoman kepada pendekatan *Triple Bottom Line* (*People, Planet*, dan *Profit*) dan 7 (tujuh) subjek inti dalam ISO 26000 serta memperhatikan berbagai kebijakan serta peraturan dan perundang-undangan yang berlaku.

In designing the CSER programs, the Company is guided by the Triple Bottom Line (People, Planet, and Profit) approach and 7 (seven) core subjects in ISO 26000 and pays attention to various applicable policies and regulations.

Kerangka Keberlanjutan

Sustainability Framework

Pendekatan Approach	**Triple Bottom Line**		
	Keuntungan Profit	Masyarakat People	Bumi Planet
Aspek Aspect	Ekonomi Economic	Sosial Social	Lingkungan Hidup Environmental
Target Keberlanjutan Sustainability Targets	Meningkatkan Kinerja Keuangan yang Berkelanjutan Increase Sustainable Financial Performance	Meningkatkan Kesejahteraan Masyarakat Increase Welfare Community	Menjaga Kelestarian Alam Preserving Nature
Pedoman Keberlanjutan Sustainability Guidelines	**Umum** • ISO 26000 sehubungan Tanggung Jawab Sosial Lingkungan • Standar GRI 2021[1)] [GRI 1: Foundation 2021] • Pedoman Umum Governansi Korporat Indonesia 2021 – Komite Nasional • UUPT • Peraturan OJK No. 21/POJK.04/2015 tentang Penerapan Pedoman Tata Kelola Perusahaan Terbuka	**Umum** • ISO 26000 sehubungan Tanggung Jawab Sosial Lingkungan • Standar GRI 2021[1)] [GRI 1: Foundation 2021] • Pedoman Umum Governansi Korporat Indonesia 2021 – Komite Nasional Kebijakan Governansi • UUPT • Peraturan OJK No. 51/POJK.03/2017 tentang Penerapan Keuangan Berkelanjutan bagi Lembaga Jasa Keuangan, Emiten, dan Perusahaan Publik	**Umum** • ISO 26000 sehubungan Tanggung Jawab Sosial Lingkungan • Standar GRI 2021[1)] [GRI 1: Foundation 2021] • Pedoman Umum Governansi Korporat Indonesia 2021 – Komite Nasional Kebijakan Governansi • UUPT • Peraturan OJK No. 51/POJK.03/2017 tentang Penerapan Keuangan Berkelanjutan bagi Lembaga Jasa Keuangan, Emiten, dan Perusahaan Publik

Pedoman Keberlanjutan Sustainability Guidelines	• Peraturan OJK No. 51/POJK.03/2017 tentang Penerapan Keuangan Berkelanjutan bagi Lembaga Jasa Keuangan, Emiten, dan Perusahaan Publik • *Asean Corporate Governance Scorecard* • Peraturan Pemerintah terkait pengembangan ekonomi, pajak, dan DMO • Kebijakan Perusahaan yang dimiliki Perseroan dan/atau entitas anak: - Kebijakan Keberlanjutan Usaha - Kebijakan Anti Korupsi dan Gratifikasi	• Peraturan Pemerintah No. 47 tahun 2012 tentang Tanggung Jawab Sosial dan Lingkungan Perseroan Terbatas • Undang-Undang, Peraturan Pemerintah, dan/atau Peraturan ESDM terkait Pertambangan Mineral dan Batu Bara • 8 (Delapan) Pilar Cetak Biru TJSL berdasarkan Keputusan Menteri ESDM No. 1B24K/30/2018 **Ketenagakerjaan** • Undang-Undang No. 13 tahun 2003 tentang Ketenagakerjaan • Undang-Undang Cipta Kerja • Peraturan Pemerintah terkait upah minimum dan imbalan pensiun • *Universal Declaration of Human Rights – PBB* • Kebijakan Perusahaan yang dimiliki Perseroan dan/atau entitas anak **K3** • Sistem Manajemen Keselamatan Pertambangan Mineral dan Batu Bara ESDM • ISO 45001:2018 tentang Sistem Manajemen K3[2)] • Kebijakan Perusahaan yang dimiliki Perseroan dan/atau entitas anak: - Kebijakan Kesiapan dan Respon Darurat - Kebijakan Umum Keselamatan Pertambangan dan Lingkungan Hidup - Kebijakan HIV/AIDS - Kebijakan Penggunaan Narkoba dan Alkohol - Kebijakan Pencegahan Penyebaran Covid-19 **Pengembangan Masyarakat** • Keputusan Menteri ESDM tentang Pedoman Pelaksanaan Pengembangan dan Pemberdayaan Masyarakat	• Peraturan Pemerintah No. 47 tahun 2012 tentang Tanggung Jawab Sosial dan Lingkungan Perseroan Terbatas • Undang-Undang, Peraturan Pemerintah, dan/atau Peraturan ESDM terkait: - Perlindungan dan Pengelolaan Lingkungan Hidup - Pertambangan Mineral dan Batu Bara - Penerapan Sistem Manajemen Keselamatan Pertambangan dan Mineral Batu Bara - Efisiensi Energi - Pengendalian Pencemaran Udara - Pengendalian Limbah - Reklamasi Pasca Penambangan - Keanekaragaman Hayati • 8 (Delapan) Pilar Cetak Biru TJSL berdasarkan Keputusan Menteri ESDM No. 1B24K/30/2018 • ISO 14001:2015 tentang Sistem Manajemen Lingkungan • Kebijakan Perusahaan yang dimiliki Perseroan dan/atau entitas anak: - Kebijakan Umum Keselamatan Pertambangan dan Lingkungan Hidup
	General • ISO 26000 with respect to Environmental Social Responsibility • GRI Standards 2021[1)]. GRI 1: Foundation 2021 • General Guidelines for Indonesian Corporate Governance 2021 – Komite Nasional Kebijakan Governansi • UUPT • OJK Regulation No. 21/POJK.04/2015 on the Implementation of Governance Guidelines of Public Companies • OJK Regulation No. 51/POJK.03/2017 on the Implementation of Sustainable Finance for Financial Service Institutions, Issuers, and Public Companies • Asean Corporate Governance Scorecard • Government Regulations related to economic development, taxes, and DMO • Company Policy owned by the Company and/or subsidiaries - Business Sustainability Policy - Anti-Corruption and Gratification Policy	**General** • ISO 26000 with respect to Environmental Social Responsibility • GRI Standards 2021[1)]. GRI 1: Foundation 2021 • General Guidelines for Indonesian Corporate Governance 2021 – Komite Nasional Kebijakan Governansi • UUPT • OJK Regulation No. 51/POJK.03/2017 on the Implementation of Sustainable Finance for Financial Service Institutions, Issuers, and Public Companies • Government Regulation No. 47 of 2012 on Social and Environmental Responsibility of Limited Liability Companies • Laws, Government Regulations, and/or ESDM Regulations related to the Social and Environmental Responsibility of Limited Liability Companies • 8 (Eight) Pillars of the CSER Blueprint based on the Decree of the Minister of Energy and Mineral Resources No. 1B24K/30/2018 **Employment** • Law No. 13 of 2003 on Manpower • Job Creation Law • Government regulations related to minimum wage and pension rewards • Universal Declaration of Human Rights – United Nations • Company Policy owned by the Company and/or subsidiaries	**General** • ISO 26000 with respect to Environmental Social Responsibility • GRI Standards 2021[1)]. GRI 1: Foundation 2021 • General Guidelines for Indonesian Corporate Governance 2021 – Komite Nasional Kebijakan Governansi • UUPT • OJK Regulation No. 51/POJK.03/2017 on the Implementation of Sustainable Finance for Financial Service Institutions, Issuers, and Public Companies • Government Regulation No. 47 of 2012 on Social and Environmental Responsibility of Limited Liability Companies • Laws, Government Regulations, and/or ESDM Regulations related to: - Environmental Protection and Management - Mineral and Coal Mining - Implementation of Mining and Coal Mineral Safety Management System - Energy Efficiency - Air Pollution Control - Waste Control - Post-mining Reclamation - Biodiversity • 8 (Eight) Pillars of the CSER Blueprint based on the Decree of the Minister of Energy and Mineral Resources No. 1B24K/30/2018 • ISO 14001:2015 on Environmental Management Systems • Company Policy owned by the Company and/or subsidiaries: - General Policy on Mining Safety and the Environment

Pedoman Keberlanjutan Sustainability Guidelines		**HSE** • ESDM Mineral and Coal Mining Safety Management System • ISO 45001:2018 on HSE Management System[2)] • Company Policy owned by the Company and/or subsidiaries: - Emergency Readiness and Response Policy - General Policy on Mining Safety and the Environment - HIV/AIDS Policy - Drug and Alcohol Use Policy - Covid-19 Prevention Policy **Community Development** • Decree of the Minister of Energy and Mineral Resources on Guidelines for the Implementation of Community Development and Empowerment	

Keterangan / Notes:

1) PT Dian Swastatika Sentosa Tbk telah melaporkan informasi yang dikutip dalam indeks konten GRI untuk periode 1 Januari 2022 – 31 Desember 2022 dengan merujuk kepada Standar GRI. Dalam menyusun laporan ini, Perseroan berupaya memperhatikan prinsip pelaporan berdasarkan standar GRI, yaitu akurasi, keseimbangan, kejelasan, keterbandingan, kelengkapan, konteks keberlanjutan, ketepatan waktu, dan keterverifikasian.

2) BIB telah memperoleh sertifikasi ISO 45001:2018 sejak tahun 2018 dan telah memperbarui masa berlaku hingga 1 November 2024. Tidak ada nilai yang diberikan untuk pelaksanaan audit ini, namun sertifikat yang diberikan kepada BIB menyatakan tidak terdapat temuan signifikan. Perseroan berharap bahwa dengan penerapan ISO 45001:2018, Perseroan dapat mengurangi cedera dan penyakit akibat kerja di BIB dan karenanya dapat meningkatkan produktivitas kerja Perseroan.

1) PT Dian Swastatika Sentosa Tbk has reported the information cited in this GRI content index for the period of January 1, 2022 – December 31, 2022, with reference to the GRI Standards. In compiling this report, the Company seeks to pay attention to reporting principles based on GRI standards, i.e. accuracy, balance, clarity, comparability, completeness, sustainability context, timelessness, and verifiability.

2) BIB has obtained ISO 45001:2018 certification since 2018 and has renewed the validity period until November 1, 2024. No score was given for the implementation of the audit, however, the certificate given to BIB stated that there were no significant findings. The Company expects that with the implementation of ISO 45001:2018, the Company can reduce work-related injuries and illnesses at BIB and therefore increase the Company's work productivity.

Pelibatan Pemangku Kepentingan [GRI 2-25-d] [GRI 2-29-a]

Stakeholders Engagement

Perseroan senantiasa berupaya membina hubungan yang baik dengan para pemangku kepentingan. Perseroan memahami bahwa kelompok-kelompok pemangku kepentingan memiliki kebutuhan dan harapan yang beragam dan berbeda di setiap wilayah operasi. Perseroan juga memahami bahwa kebutuhan dan harapan ini menjadi isu penting yang perlu diperhatikan Perseroan dalam merencanakan strategi dan mengembangkan kinerja keberlanjutannya.

The Company seeks to foster good relations with stakeholders. The Company understands that stakeholder groups possess different needs and expectations that are different from each other. The Company also understands that these needs and expectations are important issues that need to be considered by the Company in planning strategies and developing its sustainability performance.

Perseroan memahami serta menghormati hak-hak para pemangku kepentingan dan senantiasa berupaya menerapkan kebijakan dan prosedur terbaik dalam melaksanakan komitmen TJSL.

Perseroan melakukan proses identifikasi pemangku kepentingan dan pemetaan sosial di sekitar wilayah operasi Perseroan dan entitas anak secara berkala. Proses identifikasi dan pemetaan sosial ini dilakukan dengan berpedoman kepada *AA1000 Stakeholder Engagement Standard (SES) 2015,* suatu standar global penetapan tolok ukur untuk keterlibatan berkualitas baik. Perseroan melibatkan para pemangku kepentingan dalam berbagai kegiatan, mulai dari pertemuan yang diadakan secara berkala atau sesuai kebutuhan, lokakarya, seminar, serta kegiatan lainnya. Perseroan juga senantiasa memperhatikan perkembangan informasi di media cetak dan internet, serta menindaklanjuti setiap keluhan yang diterima dari para pemangku kepentingan. Hasil identifikasi dan pemetaan sosial ini menjadi dasar bagi Perseroan untuk menampung harapan, isu, dan masukan untuk merumuskan program-program TJSL yang sesuai. [GRI 3-3-f]

Dengan cara ini, Perseroan berharap dapat memahami dan mengikuti masalah serta menangani risiko dan peluang keberlanjutan yang signifikan dan relevan bagi Perseroan dan entitas anak.

The Company understands and respects the rights of stakeholders and seeks to implement the best policy and procedures in implementing CSER commitments.

The Company carried out stakeholder identification and social mapping processes around the operational activities of the Company and its subsidiaries periodically. This identification and social mapping process is carried out in accordance with the AA1000 Stakeholder Engagement Standard (SES) 2015, a widely applied global standard that aims to set the benchmark for good-quality engagement. The Company engages stakeholders in various activities, from meetings held regularly or as needed, workshops, seminars, and other activities. The Company also pays attention to the update of information in printed media and the internet, and follows up on any complaints received from stakeholders. The results of this social identification and mapping are the basis for the Company to accommodate expectations, issues, and input to formulate appropriate CSER programs. [GRI 3-3-f]

In this way, the Company expects to understand and follow the problems and deal with significant and relevant sustainability risks and opportunities for the Company and its subsidiaries.



Pengelolaan Pemangku Kepentingan [GRI 2-29] [GRI 3-3-f]
Stakeholder Management

Dasar Pemilihan Pemangku Kepentingan Basis of Determination of Stakeholders	**Harapan Pemangku Kepentingan** Stakeholder's Expectations	**Kebijakan Perseroan** Company's Policy	**Respon terhadap Pemangku Kepentingan** Response to Stakeholder's Expectations	**Media Pelibatan** Engagement Platform	**Frekuensi Pelibatan** Frequency of Engagement
Kelompok Pemangku Kepentingan / Stakeholder Group					
Pemegang Saham / Shareholders					
• Tanggung jawab atas keberlanjutan usaha Perseroan	• Kinerja keuangan Perseroan	• Kebijakan Tata Kelola Perusahaan • Kebijakan Komunikasi dengan Pemegang Saham dan Pemangku Kepentingan Lainnya	• Penyusunan strategi untuk meningkatkan kinerja keuangan Perseroan	• Pengkinian dan keterbukaan informasi secara berkala sehubungan kinerja keuangan Perseroan	• Setiap kuartal
	• Akuntabilitas kinerja aspek lingkungan, sosial, dan tata kelola		• Penerapan praktik usaha yang berkelanjutan	• Laporan Tahunan	• Setiap tahun
				• RUPST • RUPSLB • Pengkinian dan/ atau keterbukaan informasi secara berkala di situs web Perseroan	• Setiap tahun • Pada saat diperlukan • Secara berkala
• Responsibility for the Company's business sustainability	• Financial performance of the Company	• Corporate Governance Policy • Communication with Shareholders and Other Stakeholders Policy	• Formulation of strategies to enhance the Company's financial performance	• Regular updates and information disclosure on the Company's financial performances	• Quarterly
	• Accountability for the performance of environmental, social, and governance aspects		• Implementation of sustainable business practices	• Annual Report	• Annually
				• AGM • EGM • Regular updates and/or information disclosure on the Company's website	• Annually • As required • Periodically

Pengelolaan Pemangku Kepentingan [GRI 2-29] [GRI 3-3-f]
Stakeholder Management

Dasar Pemilihan Pemangku Kepentingan Basis of Determination of Stakeholders	**Harapan Pemangku Kepentingan** Stakeholder's Expectations	**Kebijakan Perseroan** Company's Policy	**Respon terhadap Pemangku Kepentingan** Response to Stakeholder's Expectations	**Media Pelibatan** Engagement Platform	**Frekuensi Pelibatan** Frequency of Engagement
Karyawan / Employees					
Tanggung jawab atas aspek ketenagakerjaan	• Praktik ketenagakerjaan yang adil	• Kebijakan Ketenagakerjaan, Kesehatan dan Keselamatan Kerja, dan Hak Asasi Manusia	• Penerapan praktik ketenagakerjaan yang adil berdasarkan kompetensi karyawan	• Pemberitahuan melalui surat elektronik secara berkala	• Secara berkala
				• Pertemuan dengan manajemen	• Secara berkala
	• Pelatihan dan pengembangan kompetensi		• Penyediaan kesempatan pelatihan internal dan eksternal		• Secara berkala
	• Pemenuhan aspek kesehatan dan keselamatan kerja		• Pengadaan sistem HSE, pengarahan keselamatan rutin, pelatihan penanganan keadaan darurat, dan penyediaan alat pelindung diri	• Program pelatihan, termasuk pembinaan intensif kepada calon pemimpin potensial yang teridentifikasi	• Secara berkala
				• Kampanye kesehatan dan keselamatan kerja dengan melibatkan seluruh karyawan	• Secara berkala
				• Penilaian kinerja	• Secara berkala
Responsibility for employment aspects	• Fair employment practices	• Employment, Occupational Health and Safety, and Human Rights Policy	• Implementation of fair employment practices based on employee competencies	• Regular notifications through emails	• Periodically
				• Meetings with management	• Periodically
	• Competency training and development		• Provision of internal and external training opportunities		• Periodically
	• Fulfillment of occupational health and safety		• Establishment of a HSE system, regular safety briefings, emergency drills, and the provision of personal protective equipment (PPE)	• Training programs, including intensive coaching to identified potential leaders	• Periodically
				• Occupational health and safety campaign involving all employees	• Periodically
				• Performance appraisal	• Periodically
Pelanggan / Customers					
Pengaruh terhadap keberlanjutan usaha Perseroan	• Kualitas produk dan layanan	• Kebijakan Tanggung Jawab Produk • Kebijakan Operasi yang Wajar	• Penerapan proses kontrol kualitas	• Pertemuan	• Secara berkala
			• Penyediaan informasi yang transparan tentang produk yang ditawarkan kepada pelanggan	• Laporan Tahunan	• Setiap tahun
			• Pelibatan pelanggan secara berkala untuk mengetahui tingkat kepuasan pelanggan	• Kunjungan lapangan	• Pada saat diperlukan

Pengelolaan Pemangku Kepentingan [GRI 2-29] [GRI 3-3-f]
Stakeholder Management

Dasar Pemilihan Pemangku Kepentingan Basis of Determination of Stakeholders	**Harapan Pemangku Kepentingan** Stakeholder's Expectations	**Kebijakan Perseroan** Company's Policy	**Respon terhadap Pemangku Kepentingan** Response to Stakeholder's Expectations	**Media Pelibatan** Engagement Platform	**Frekuensi Pelibatan** Frequency of Engagement
	• Praktik usaha yang berkelanjutan		• Penerapan praktik usaha yang berkelanjutan dan pelaporan yang transparan	• Laporan Tahunan	• Setiap tahun
• Influence on the Company's business sustainability	• Product and service quality	• Product Responsibility Policy • Fair Operating Practices Policy	• Implementation of quality control processes	• Meetings	• Periodically
			• Provision of transparent information about the products offered to customers	• Annual Report	• Annually
			• Regular engagement with customers to understand the level of customer satisfaction	• Site visit	• As required
	• Sustainable business practices		• Implementation of sustainable business	• Annual Report	• Annually
Masyarakat / Communities					
Tanggung jawab atas kinerja sosial dan lingkungan	• Pengembangan sosio-ekonomi • Manajemen dampak negatif sosio-ekonomi dan lingkungan • Pemberdayaan masyarakat lokal	• Kebijakan Pengembangan Sosial dan Kemasyarakatan	• Pemberian kesempatan kerja bagi masyarakat di sekitar wilayah operasi Perseroan dan entitas anak • Penyediaan kegiatan pelatihan dan pemberdayaan masyarakat untuk meningkatkan ketahanan ekonomi masyarakat di sekitar wilayah operasi Perseroan dan entitas anak • Penyelenggaraan program TJSL • Pengelolaan dan pemantauan parameter lingkungan yang telah disepakati sebelumnya yang terpengaruh oleh kegiatan usaha Perseroan dan entitas anak sebagaimana dinyatakan dalam laporan Analisis Mengenai Dampak Lingkungan (AMDAL) • Pelibatan para ahli dalam menetapkan cetak biru dan kriteria evaluasi untuk program TJSL jangka panjang • Pelibatan pengusaha dan perusahaan lokal dalam mendukung kegiatan usaha Perseroan dan entitas anak	• Dialog dengan masyarakat lokal • Program TJSL • Program pelatihan • Pelibatan para ahli dari universitas terkemuka di Indonesia • Konsultasi dengan masyarakat lokal untuk mendapatkan masukan terhadap laporan AMDAL • Perekrutan tenaga kerja lokal • Pelibatan pihak ketiga dan pemerintah daerah untuk mengambil sampel dan memantau parameter lingkungan Perseroan dan entitas anak	• Secara berkala • Secara berkala • Secara berkala • Pada saat diperlukan • Pada saat diperlukan • Setiap saat • Setiap saat

Pengelolaan Pemangku Kepentingan [GRI 2-29] [GRI 3-3-f]
Stakeholder Management

Dasar Pemilihan Pemangku Kepentingan Basis of Determination of Stakeholders	**Harapan Pemangku Kepentingan** Stakeholder's Expectations	**Kebijakan Perseroan** Company's Policy	**Respon terhadap Pemangku Kepentingan** Response to Stakeholder's Expectations	**Media Pelibatan** Engagement Platform	**Frekuensi Pelibatan** Frequency of Engagement
Responsibility for social and environmental performance	• Socio-economic development • Management of negative socio-economic and environmental impact • Community empowerment	• Social and Community Development Policy	• Local employment opportunities around the Company's and subsidiaries' operation areas • Provision of training and community empowerment activities to improve the economic resilience of communities around the Company's and subsidiaries' operation areas • Implementation of CSER programs • Management and monitoring of agreed environmental parameters which are affected by business activities of the Company and its subsidiaries as stated in the Environmental Impact Assessment (AMDAL) report • Engagement of experts in establishing blueprint and evaluation criteria for long-term CSER programs • Engagement of local entrepreneurs and enterprises in supporting the Company's and subsidiaries' business activities	• Dialogues with the local communities • CSER programs • Training programs • Engagement with experts from Indonesia's top universities • Consultation with the local community for inputs to the AMDAL report • Local hiring • Engagement with third-party specialists and the local governments to take samples and monitor the Company's and subsidiaries' environmental parameters	• Periodically • Periodically • Periodically • As required • As required • Continuously • Continuously
Pemerintah / Regulatory Authorities					
Kepatuhan terhadap peraturan Regulatory compliance	• Kepatuhan terhadap peraturan • Regulatory compliance	• Kebijakan Tata Kelola Perusahaan • Corporate Governance Policy	• Kepatuhan terhadap peraturan • Compliance with regulation	• Pelaporan berdasarkan undang-undang • Statutory reporting	• Secara berkala • Periodically
Kontraktor dan Pemasok / Contractors and Suppliers					
• Pengaruh terhadap kualitas produk Perseroan • Tanggung jawab atas kinerja sosial dan lingkungan • Influence on the quality of Company's products	• Praktik pengadaan yang adil • Kesempatan berusaha • Lingkungan kerja yang aman • Umpan balik atas kinerja • Fair procurement practices • Business opportunities	• Kebijakan Tata Kelola Perusahaan • Corporate Governance Policy	• Administrasi proses tender yang terbuka dan adil • Implementasi inisiatif kesehatan dan keselamatan kerja • Peninjauan kinerja pemasok • Administration of open and fair tender process	• Proses tender • Evaluasi kinerja • Evaluasi kinerja • Tender process	• Pada saat diperlukan • Secara berkala • Secara berkala • As required

Pengelolaan Pemangku Kepentingan [GRI 2-29] [GRI 3-3-f]
Stakeholder Management

Dasar Pemilihan Pemangku Kepentingan Basis of Determination of Stakeholders	**Harapan Pemangku Kepentingan** Stakeholder's Expectations	**Kebijakan Perseroan** Company's Policy	**Respon terhadap Pemangku Kepentingan** Response to Stakeholder's Expectations	**Media Pelibatan** Engagement Platform	**Frekuensi Pelibatan** Frequency of Engagement
• Responsibility for social and environmental performance	• Safe working environment		• Implementation of occupational health and safety initiatives	• Performance review	• Periodically
	• Feedback on performance		• Review of suppliers' performance	• Performance review	• Periodically
Kreditur / Creditors					
• Tanggung jawab atas pembayaran pokok dan bunga pinjaman • Tanggung jawab atas pemenuhan ambang nilai dan persyaratan lainnya • Tanggung jawab atas penyampaian laporan berkala	• Pembayaran pokok dan bunga pinjaman secara tepat waktu • Pemenuhan ambang nilai dan persyaratan lainnya • Penyampaian laporan berkala tepat waktu	• Kebijakan Pemenuhan Hak-Hak Kreditur	• Melakukan pembayaran pokok dan bunga pinjaman secara tepat waktu • Memantau likuiditas dan kemampuan membayar utang perusahaan • Menyampaikan laporan berkala tepat waktu	• Pembayaran • Evaluasi kinerja • Laporan berkala	• Secara berkala • Secara berkala • Secara berkala
• Responsibility for payment of principal and interest on the loan • Responsibility for meeting thresholds and other requirements • Responsibility for submission of periodic reports	• Timely payment of principal and interest on the loan • Fulfillment of threshold scores and other requirements • Submission of periodic reports on time	• Creditor's Rights Fulfilment Policy	• Make timely repayments of principal and interest on loans • Monitor the company's liquidity and solvability • Submit periodic reports on time	• Payment • Performance evaluation • Periodic reports	• Periodically • Periodically • Periodically
Media / Media					
• Tanggung jawab untuk melakukan keterbukaan informasi material terkait aktivitas bisnis Perseroan	• Penyampaian informasi terkait kinerja dan/atau aktivitas bisnis Perseroan	• Kebijakan Komunikasi dengan Pemegang Saham dan Pemangku Kepentingan Lainnya	• Menyediakan informasi material terkait aktivitas bisnis Perseroan	• Melakukan pengkinian informasi secara berkala pada situs web BEI dan Perseroan	• Pada saat diperlukan
• Responsibility for disclosing material information related to the Company's business activities	• Submission of information related to the Company's performance and/or business activities	• Communication with Shareholders and Other Stakeholders Policy	• Provide material information related to Company's business activities	• Perform periodic updating of information on the IDX's and Company's websites	• As required

Strategi Keberlanjutan
Sustainability Strategy



Perseroan merumuskan strategi keberlanjutan dengan berpedoman pada visi, misi, dan nilai-nilai keberlanjutan serta dengan mengacu pada pendekatan *Triple Bottom Line* dan 8 (delapan) prinsip keuangan berkelanjutan, sebagai berikut:

1. Prinsip Investasi Bertanggung Jawab
   Perseroan senantiasa berupaya memperhatikan pendekatan investasi keuangan pada proyek dan inisiatif pembangunan berkelanjutan, produk pelestarian alam, dan kebijakan yang mendukung pembangunan ekonomi berkelanjutan serta meyakini bahwa keuntungan investasi jangka panjang tergantung pada sistem ekonomi, sosial, lingkungan hidup, dan tata kelola.

2. Prinsip Strategi dan Praktik Bisnis Berkelanjutan
   Perseroan berupaya menetapkan dan menerapkan strategi dan praktik bisnis berkelanjutan pada setiap pengambilan keputusan. Perseroan menekankan pencapaian tujuan jangka panjang dengan strategi dan praktik bisnis dengan memperhatikan visi, misi, struktur organisasi, rencana strategis, SOP, program kerja, dan penggunaan dana dalam kegiatan beroperasi.

3. Prinsip Pengelolaan Risiko Sosial dan Lingkungan Hidup
   Perseroan berupaya mengintegrasikan aspek tanggung jawab sosial serta perlindungan dan pengelolaan lingkungan hidup

The Company formulates its sustainability strategy based on its vision, mission, and sustainability values as well as by referring to the Triple Bottom Line and the 8 (eight) principles of sustainable finance, as follows:

1. Principles of Responsible Investment
   The Company seeks to observe the financial investment approach to sustainable development projects and initiatives, nature conservation products, and policies that support sustainable economic development as well as believing that the long-term investment returns depend on the economic, social, environmental, and governance systems.

2. Principles of Sustainable Business Strategy and Practices
   The Company seeks to establish and implement sustainable business strategies and practices in every decision-making. The Company emphasizes achieving long-term goals with business strategies and practices by considering the vision, mission, organizational structure, strategic plans, SOPs, work programs, and the use of funds in operating activities.

3. Principles of Social and Environmental Risk Management
   The Company seeks to integrate social responsibility and environmental protection and management aspects in risk

dalam manajemen risiko guna menghindari, mencegah, dan meminimalkan dampak negatif yang timbul akibat eksposur risiko yang terkait dengan aspek sosial dan lingkungan hidup.

4. Prinsip Tata Kelola
Perseroan berupaya menerapkan GCG yang konsisten dan menyeluruh untuk menciptakan sistem dan struktur perusahaan yang tangguh dan berkelanjutan, yang dapat mendukung Perseroan dalam mencapai visi dan misinya.

5. Prinsip Komunikasi yang Informatif
Perseroan berupaya menggunakan model komunikasi yang tepat terkait strategi organisasi, tata kelola, kinerja, dan prospek usaha kepada seluruh pemangku kepentingan salah satunya melalui Laporan Tahunan yang di keluarkan oleh Perseroan setiap tahunnya.

6. Prinsip Inklusif
Perseroan berupaya untuk menjamin ketersediaan dan jangkauan produk dan/atau jasa dari bisnis Perseroan bagi konsumen dan masyarakat luas dengan menerapkan strategi bisnis berkelanjutan.

7. Prinsip Pengembangan Sektor Unggulan Prioritas
Perseroan berupaya untuk memperhatikan sektor-sektor unggulan prioritas yang ditetapkan oleh pemerintah melalui rencana pembangunan jangka menengah dan rencana pembangunan jangka panjang nasional, untuk mendukung pencapaian SDGs.

SDGs merupakan komitmen global dan nasional dalam upaya untuk menyejahterakan masyarakat melalui 17 (tujuh belas) tujuan pembangunan, sebagai berikut:

- Tanpa Kemiskinan
- Tanpa Kelaparan
- Kesehatan yang Baik dan Kesejahteraan
- Pendidikan Berkualitas
- Kesetaraan Gender
- Air Bersih dan Sanitasi Layak
- Energi Bersih dan Terjangkau
- Pekerjaan Layak dan Pertumbuhan Ekonomi
- Industri, Inovasi, dan Infrastruktur
- Mengurangi Kesenjangan
- Kota dan Masyarakat yang Berkelanjutan
- Konsumsi dan Produksi yang Bertanggung Jawab
- Penanganan Perubahan Iklim
- Kehidupan Bawah Laut
- Ekosistem di Darat
- Institusi yang Damai, Adil dan Kuat
- Kemitraan untuk Mencapai Tujuan

SDGs bertujuan untuk menjaga peningkatan kesejahteraan ekonomi masyarakat secara berkesinambungan, menjaga keberlanjutan kehidupan sosial masyarakat, menjaga kualitas lingkungan hidup serta pembangunan yang inklusif dan terlaksananya tata kelola yang mampu menjaga peningkatan kualitas kehidupan dari satu generasi ke generasi berikutnya.

8. Prinsip Koordinasi dan Kolaborasi
Perseroan berupaya untuk terus meningkatkan koordinasi dan kolaborasi dengan semua pemangku kepentingan termasuk pemerintah, asosiasi, lembaga, dan unit bisnis yang

management to avoid, prevent and minimize negative impacts arising from risk exposures related to social and environmental aspects.

4. Principles of Governance
The Company seeks to implement consistent and comprehensive GCG to create strong and sustainable corporate system and structure that can support the Company in achieving its vision and mission.

5. Principles of Informative Communication
The Company seeks to use the appropriate communication models related to organizational strategy, governance, performance, and business prospects to all stakeholders one of which is through the Annual Report issued by the Company annually.

6. Principle of Inclusivity
The Company seeks to ensure the availability and range of the Company's business products and/or services for consumers and the wider community by implementing a sustainable business strategy.

7. Principles of Lead Priority Sector Development
The Company seeks to take into account the priority leading sectors determined by the government through the medium-term development plan and national long-term development plan, to support the achievement of SDGs.

SDGs are global and national commitments as an effort to improve the welfare of society through 17 (seventeen) development goals, as follows:

- No Poverty
- Zero Hunger
- Good Health and Well-Being
- Quality Education
- Gender Equality
- Clean Water and Sanitation
- Affordable and Clean Energy
- Decent Work and Economic Growth
- Industry, Innovation, and Infrastructure
- Reduced Inequalities
- Sustainable Cities and Communities
- Responsible Consumption and Production
- Climate Action
- Life Below Water
- Life on Land
- Peace, Justice, and Strong Institutions
- Partnership for the Goals

The SDGs aim to maintain a sustainable increase in the economic welfare of the community, maintain the sustainability of the social life of the community, maintain the quality of the environment as well as inclusive development and implementation of governance that is able to maintain the improvement of the quality of life from one generation to the next.

8. Principles of Coordination and Collaboration
The Company seeks to continuously improve coordination and collaboration with all stakeholders including the government, associations, institutions, and work programs of the business

memiliki program kerja berkaitan erat dengan implementasi pembangunan berkelanjutan untuk mempercepat peningkatan kesejahteraan ekonomi, sosial, dan kualitas lingkungan hidup bagi seluruh pihak.

units that relate closely to the implementation of sustainable development to accelerate the improvement of economic, social, and environmental quality for all parties.

Topik Material
Material Topics

Dalam mengembangkan strategi keberlanjutan yang komprehensif, Perseroan menyadari pentingnya penanganan topik material yang tepat. Perseroan berpegang pada pelibatan pemangku kepentingan, konteks keberlanjutan, materialitas isu/topik, dan kelengkapan data dalam menetapkan topik material.

In developing a comprehensive sustainability strategy, the Company understands the importance of addressing the right material topics. The Company adheres to stakeholder engagement, sustainability context, the materiality of issues/topics, and data completeness in determining the material topics.

Diagram Tahapan Penetapan Topik Material [GRI 3-1-a]
The Stages of Determining the Material Topics Diagram



Perseroan telah mengevaluasi kembali topik-topik material yang telah ditetapkan tahun sebelumnya untuk memastikan relevansi topik-topik tersebut dengan aktivitas bisnis Perseroan. [GRI 2-14-a]

Berdasarkan penelaahan atas topik-topik material, Perseroan menentukan topik-topik material terhadap keberlanjutan usaha Perseroan dan entitas anak pada tahun 2022. Skala prioritas topik material tahun 2022 sebagai berikut: [GRI 2-14-a] [GRI 3-2-a] [GRI 3-2-b]

The Company had re-evaluated the material topics which have been determined in the previous year to ensure the relevance of these topics to the Company's business activities. [GRI 2-14-a]

Based on the review of material topics, the Company determined the material topics to the business sustainability of the Company and its subsidiaries in 2022. The priority scale for material topics for 2022 as follows: [GRI 2-14-a] [GRI 3-2-a] [GRI 3-2-b]

Diagram Topik Material
Material Topics Diagram

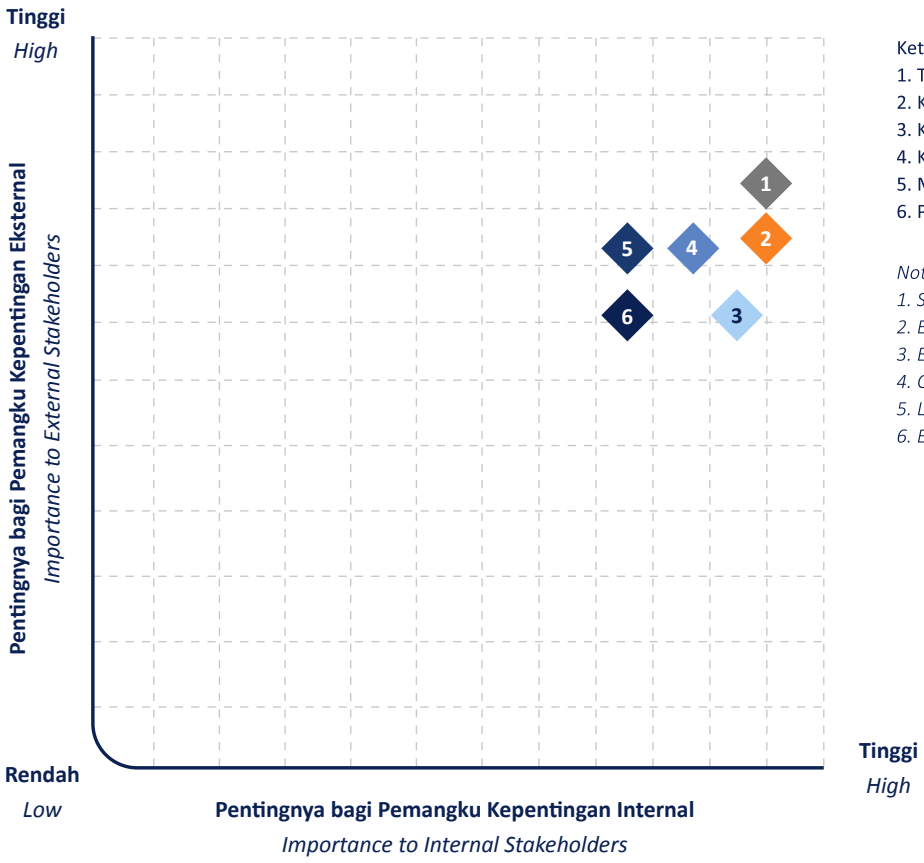

Keterangan:
1. Tata Kelola Perusahaan Berkelanjutan
2. Kinerja Ekonomi
3. Ketenagakerjaan
4. Kepuasan Pelanggan
5. Masyarakat Lokal
6. Pengelolaan Lingkungan

Notes:
1. Sustainable Corporate Governance
2. Economic Performance
3. Employment
4. Customer Satisfaction
5. Local Community
6. Environmental Management

Perseroan mendefinisikan keterkaitan antara topik-topik material ini dengan target SDGs dalam strategi keberlanjutan Perseroan, sebagai berikut: [GRI 2-22]

The Company defined the linkages between material topics with the target of SDGs in the Company's sustainability strategies, as follows: [GRI 2-22]

No	Topik Material Material Topic	Pertimbangan untuk Menentukan Topik Material Considerations for Determining Material Topic	Sub-Topik Sub-Topic	Target SDG SDGs Target
1	Tata Kelola	Perseroan dan entitas anak menyadari bahwa GCG memegang peranan penting untuk meningkatkan kinerja dan keunggulan daya saing berkelanjutan. Bagi Perseroan, penerapan GCG merupakan sarana terbaik untuk menunjukkan dan meningkatkan kepercayaan para pemegang saham bahwa investasi mereka aman dan dikelola dengan baik dan bertanggung jawab. Informasi terkait tata kelola dapat dilihat pada bagian Governansi Korporat, sub-bagian Penerapan Governansi Korporat.	• Tata Kelola Keberlanjutan	
	Governance	The Company and its subsidiaries realize that GCG plays an important role in improving performance and sustainable competitive advantage. For the Company, the implementation of GCG is the best means to show and increase the confidence of shareholders that their investments are safe and managed properly and responsibly. Information related to governance can be seen in the Corporate Governance section, the Corporate Governance Implementation sub-section.	• Sustainability Governance	
2	Kinerja Ekonomi	Perseroan dan entitas anak menyadari bahwa semakin baik kinerja ekonomi Perseroan dan entitas anak, semakin baik pula kemampuan Perseroan dan entitas anak untuk berkontribusi kepada para pemangku kepentingan. Oleh karena itu, Perseroan dan entitas anak senantiasa berupaya untuk berhati-hati dalam merumuskan dan melaksanakan strategi keberlanjutan untuk meningkatkan nilai tambah secara jangka panjang kepada pemegang saham.	• Kinerja Keuangan • Nilai Ekonomi Langsung yang Dihasilkan dan Didistribusikan	

No	Topik Material Material Topic	Pertimbangan untuk Menentukan Topik Material Considerations for Determining Material Topic	Sub-Topik Sub-Topic	Target SDG SDGs Target
	Economic Performance	The Company and its subsidiaries realize that as the economic performance of the Company and its subsidiaries get better, the Company's and its subsidiaries' ability will then become better to contribute to the stakeholders. Therefore, the Company and its subsidiaries always seek to be careful in formulating and implementing sustainability strategies to increase long-term added value to shareholders.	• Financial Performance • Direct Economic Value Generated and Distributed	
3	Ketenagakerjaan Employment	Perseroan dan entitas anak menjalankan bisnis padat karya. Oleh karena itu, Perseroan dan entitas anak senantiasa berupaya memperhatikan hak, kesehatan, keselamatan, pengembangan, dan kesejahteraan karyawan. Seiring dengan perkembangan bisnis Perseroan, Perseroan berharap dapat memberikan kontribusi yang lebih baik dalam meningkatkan kesejahteraan karyawan. Informasi terkait ketenagakerjaan dapat dilihat pada bagian Profil Perusahaan, sub-bagian Sumber Daya Manusia The Company and its subsidiaries conducts a labor-intensive business. Therefore, the Company and its subsidiaries seek to pay attention to the rights, health, safety, development, and welfare of employees. Along with the development of the Company's business, the Company hopes to be able to contribute better in improving employee welfare. Information related to employment can be seen in the Company Profile section, Human Resources sub-section.	• Kesejahteraan dan Tunjangan • Kesehatan dan Keselamatan Kerja • Pelatihan dan Pendidikan • Keanekaragaman dan Kesempatan Setara • Welfare and Benefits • Occupational Health and Safety • Training and Education • Diversity and Equal Opportunity	
4	Kepuasan Pelanggan Customer Satisfaction	Perseroan dan entitas anak menyadari bahwa keberlanjutan bisnis Perseroan dan entitas anak antara lain bergantung pada kepuasan pelanggan. Oleh karena itu, Perseroan dan entitas anak berupaya untuk terus melakukan inovasi-inovasi yang sesuai dengan perkembangan zaman serta terus mengembangkan kualitas jasa dan produk yang ditawarkan sehingga semakin dapat memenuhi kebutuhan dan/atau harapan pelanggan. The Company and its subsidiaries realize that the business continuity of the Company and its subsidiaries, among others, depends on customer satisfaction. Therefore, the Company and its subsidiaries seek to continue creating innovations that align with the current development as well as continue to develop the quality of services and products that are offered to meet the needs and/or expectations of customers better.	Tanggung Jawab Produk Product Responsibility	
5	Masyarakat Lokal Local Community	Perseroan dan entitas anak menyadari bahwa hubungan yang harmonis dan saling menguntungkan dengan masyarakat lokal merupakan salah satu faktor pendukung keberlanjutan usaha Perseroan. Perseroan dan entitas anak berupaya memahami dan mengidentifikasikan kebutuhan masyarakat di setiap wiliayah operasi Perseroan dan entitas anak. Dengan pendekatan ini, Perseroan dan entitas anak berharap mendapatkan dukungan positif dari masyarakat lokal atas aktivitas bisnis yang dijalankan. The Company and its subsidiaries realize that a harmonious and mutually beneficial relationship with local communities is one of the main contributing factors in supporting the Company's business sustainability. The Company and its subsidiaries strive to acknowledge and identify the needs of the local communities in each operation area of the Company and its subsidiaries. With this approach, the Company and its subsidiaries hope to receive positive support from the local communities for the business activities.	• Pemberdayaan Masyarakat Lokal • Investasi Infrastruktur dan Dukungan Layanan • Kontribusi Ekonomi terhadap Masyarakat Lokal • Empowerment of Local Communities • Infrastructure Investments and Services Supported • Economic Contribution to Local Communities	

No	Topik Material Material Topic	Pertimbangan untuk Menentukan Topik Material Considerations for Determining Material Topic	Sub-Topik Sub-Topic	Target SDG SDGs Target
6	Pengelolaan Lingkungan	Perseroan dan entitas anak menyadari bahwa pengelolaan lingkungan yang memadai dapat mencegah kemungkinan terjadinya dampak buruk lingkungan terhadap kualitas hidup masyarakat lokal serta keberlanjutan bisnis Perseroan dan entitas anak. Oleh karena itu, Perseroan dan entitas anak senantiasa memberikan perhatian kepada upaya-upaya pengelolaan lingkungan yang lebih baik dan bertanggung jawab.	• Manajemen Energi • Manajemen Emisi Gas Rumah Kaca • Manajemen Kualitas Udara • Manajemen Limbah • Manajemen Sumber Daya Air dan Efluen • Manajemen Lahan	
	Environmental Management	The Company and its subsidiaries realize that adequate environmental management can prevent the possibility of adverse environmental impacts on the local communities' quality of life as well as the business sustainability of the Company and its subsidiaries. Therefore, the Company and its subsidiaries always pay attention to the efforts that are conducted for the better and more responsible environmental management.	• Energy Management • Greenhouse Gas Emissions Management • Air Quality Management • Waste Management • Water Resource and Effluent Management • Land Management	

Ikhtisar Keberlanjutan

Sustainability Highlight

Kinerja Ekonomi Economic Performance				
Bisnis Business	Satuan Unit	Kuantitas Produksi atau Jasa yang Dijual Quantity of Production or Services for Sale		
		2022	2021	2020
Pertambangan dan Perdagangan Batu Bara / Coal Mining and Trading				
Volume Produksi Batu Bara Coal Production Volume	juta ton million tons	**50.3**	33.9	36.5
Volume Penjualan Batu Bara Coal Sales Volume	juta ton million tons	**51.0**	34.3	35.2
Penyediaan Tenaga Listrik dan Uap / Power and Steam Generation				
Listrik Electricity	juta MWh million MWh	**1.4**	1.5	1.5
Uap Steam	juta GJ million GJ	**13.1**	14.2	14.2
Teknologi / Technology				
Multimedia Multimedia	pelanggan subscribers	**304,410**	216,508	187,269
Perdagangan Pupuk dan Bahan Kimia / Fertilizer and Chemical Trading				
Pupuk Fertilizer	ton tons	**154,516**	215,204	181,421
Pestisida Pesticide	kiloliter kiloliters	**4,406**	4,923	5,537
Bahan Kimia Chemicals	ton tons	**119,154**	89,458	94,509

Pendapatan Usaha
Revenues

dalam juta USD / in million USD

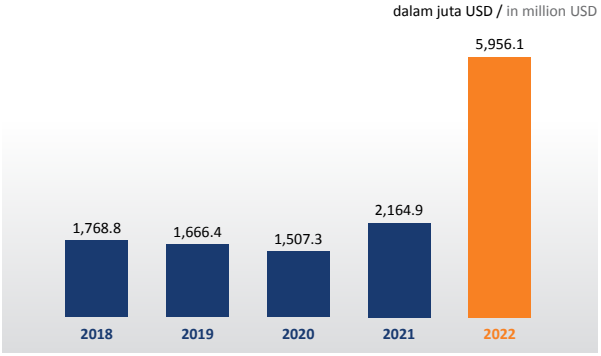

Laba Tahun Berjalan
Profit for the Year

dalam juta USD / in million USD

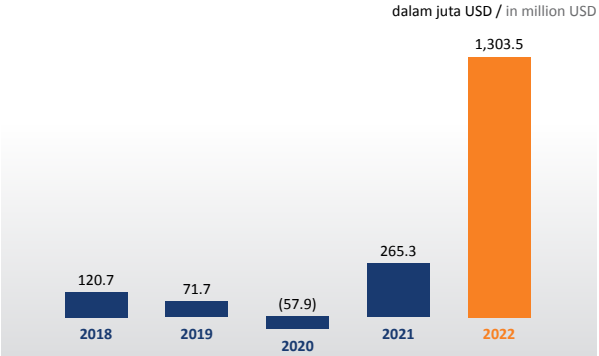

Kinerja Sosial Social Performance			
	2022	2021	2020
Jumlah Karyawan Number of Employees	2,972	2,005	1,843
Jumlah Karyawan Wanita Number of Female Employees	568	360	292
Dana TJSL CSER Funds	USD 5,2 juta/million	USD 6,7 juta/million	USD 2,3 juta/million

Pelibatan Pihak Lokal
Engagement of Local Parties

2,972
Karyawan
Employees

>360
Pemasok dan Kontraktor Lokal
Local Suppliers and Contractors

>300,000
Pelanggan Lokal
Local Customers

Pemberdayaan Perempuan
Women Empowerment

>19%
Karyawan Perempuan
Female Employees

>70%
dari Total Karyawan Perempuan Perseroan dan Entitas Anak Menduduki Posisi Manajer ke Atas
of the Total Female Employees of the Company and Subsidiaries Occupying Manager Positions and Above

1
Komisaris Independen Perempuan
Female Independent Commissioner

2
Anggota Komite Perempuan
Female Committee Members

>35
Realisasi Program TJSL
CSER Programs Realized

>310,000
Penerima Manfaat TJSL
CSER Beneficiaries

NOL ZERO
insiden yang signifikan menyebabkan gangguan produksi atau pelaksanaan proyek
significant incidents causing disruption to production project implementation

Kecelakaan Kerja
Work Accident

Demonstrasi dan Mogok Kerja
Protest Rally and Strike

Gangguan akibat Keadaan Darurat
Interference due to Emergency

Kinerja Lingkungan[1)] Environmental Performance			
	2022	2021	2020
ENERGI / ENERGY			
Perseroan dan entitas anak berupaya untuk menggunakan material dan energi yang ramah lingkungan dalam mendukung aktivitas bisnis, salah satunya dengan mengoptimalkan penggunaan IT Perseroan telah menggunakan tenaga surya dan B20-B30-*graded biodiesel* dalam operasi penambangan batu bara The Company and its subsidiaries seek to use environmentally friendly materials and energy in supporting business activities, one of which is by optimizing the use of IT The Company has been using solar power as well as B20-B30-graded biodiesel in its coal mining activities			

Kinerja Lingkungan[1)] Environmental Performance			
	2022	**2021**	**2020**
Konsumsi Energi / Energy Consumption - bahan bakar / fuel - listrik / electricity	6,862 TJ 20,637.8 MWh	5,052 TJ 15,344.7 MWh	6,198 TJ 16,107.5 MWh
Intensitas Konsumsi Energi / Energy Consumption Intensity - bahan bakar / fuel - listrik / electricity	0.20 GJ/ton 0.12 kWh/ton	0.20 GJ/ton 0.0006 kWh/ton	0.20 GJ/ton 0.0005 kWh/ton
EMISI / EMISSIONS			
Emisi GRK / GHG Emission - cakupan 1 / scope 1 - cakupan 2 / scope 2 - cakupan 3 / scope 3	524,055 ton CO_2 24,917 ton CO_2 572,786 ton CO_2	370,615 ton CO_2 21,795 ton CO_2 399,653 ton CO_2	454,745 ton CO_2 21,738 ton CO_2 365,389 ton CO_2
Intensitas Emisi GRK / GHG Emission Intensity - cakupan 1 / scope 1 - cakupan 2 / scope 2 - cakupan 3 / scope 3	0.015 ton CO_2/ton 0.003 ton CO_2/ton 0.016 ton CO_2/ton	0.015 ton CO_2/ton 0.005 ton CO_2 / ton 0.016 ton CO_2/ton	0.015 ton CO_2/ton 0.006 ton CO_2 / ton 0.012 ton CO_2/ton
Pengurangan Emisi – bahan bakar Emission Reductions – fuel	70,008 ton CO_2	51,098 ton CO_2	10,725 ton CO_2
Emisi NO2, CO, dan SO2 berada di **bawah** ambang batas yang ditetapkan oleh pemerintah[1)] Nilai TSS, pH, dan logam terlarut berada di **bawah** baku mutu yang ditetapkan oleh pemerintah[1)] NO2, CO, dan SO2 emissions are **lower** than regulatory limits[1)] TSS, pH, and metal content parameters are **lower** than regulatory limits[1]			
LIMBAH / WASTE			
Limbah / Waste - tanah penutup / overburden - limbah B3 / hazardous waste - limbah non-B3 / non-hazardous waste	199,876,443 BCM 2,133 ton 1,546 ton	116,797,854 BCM 1,714 ton 1,813 ton	109,622,176 BCM 1,402 ton 889 ton
Pengelolaan Limbah / Waste Management - daur ulang / recycle - penggunaan kembali / reuse - insinerasi / incineration - pemulihan / recovery - tempat pembuangan akhir / landfill	0.25 ton 257 ton - - -	3,555 ton 5.5 ton 164.7 ton - 1.6 ton	2,192 ton 4.8 ton 94.0 ton 29.0 ton 1.3 ton
SUMBER AIR DAN EFLUEN / WATER RESOURCE AND EFFLUENT			
Pengambilan Air / Water Intake - air permukaan / surface water - air bawah tanah / ground water	1,487 m^3 83 m^3	1,218 m^3 27 m^3	1,190 m^3 28 m^3
Pembuangan Air / Water Discharge - air permukaan / surface water	54 m^3	N/A	N/A
Total Padatan Tersuspensi / Total Suspended Solids	114.0 mg/L	84.0 mg/L	53.8 mg/L
Nilai pH / pH Value	7.3	7.0 / 8.1	7.1 / 7.8
Kandungan Kadmium / Cadmium Content	0.03 mg/L	0.014 mg/L	0.02 mg/L
Kandungan Besi / Iron Content	0.05 mg/L	1.31 mg/L	0.4 mg/L
Kandungan Mangan / Manganese Content	0.55 mg/L	0.18 mg/L	0.5 mg/L
LAHAN DAN KEANEKARAGAMAN HAYATI / LAND AND BIODIVERSITY			
Area yang Dipulihkan / Restored Areas - reklamasi / reclamation - rehabilitasi lahan / land rehabilitation - penanaman pohon / tree plantation	742.0 ha 169.4 ha 141,127 pohon/trees	64.8 ha 35.8 ha 29,813 pohon/trees	63.5 ha 63.5 ha 43,058 pohon/trees
Area yang Dilindungi / Protected Areas - arboretum / arboretum - taman konservasi anggrek / orchid conservation park - terumbu karang / coral reels	2.0 ha 6.0 ha 0.2 ha	N/A	N/A

Keterangan / Notes:
[1)] BIB
[1)] BIB

Aspek Ekonomi [GRI 201-1]

Economic Aspects

Kebijakan

Perseroan menyadari bahwa kinerja ekonomi/keuangan Perseroan tidak hanya berdampak pada pemegang saham, namun dapat memberikan efek pengganda pada berbagai pemangku kepentingan yang berada dalam rantai produksi dan operasi Perseroan. Oleh karena itu, Perseroan senantiasa berupaya memberikan nilai tambah di setiap kegiatan usaha yang dijalankan.

Perseroan senantiasa berupaya mengeluarkan kebijakan dan melaksanakan strategi bisnis dengan hati-hati dan bertanggung jawab untuk keberlanjutan usaha jangka panjang. [GRI 3-3-c] [GRI 3-3-d]

Policy

The Company realizes that the Company's economic/financial performance not only has an impact on shareholders, but can provide a multiplier effect on various stakeholders in the Company's production and operating chain. Therefore, the Company always seeks to provide added value in every business activity it carried out.

The Company seeks to issue policies and implement business strategies carefully and responsibly for long-term business sustainability. [GRI 3-3-c] [GRI 3-3-d]

Kinerja Ekonomi

Ikhtisar kinerja ekonomi terdiri dari nilai ekonomi yang diperoleh sebesar USD 5.980,7 juta dan nilai ekonomi yang didistribusikan sebesar USD 4.677,2 juta, sehingga jumlah nilai ekonomi ditahan Perseroan pada tahun 2022 adalah sebesar USD 1.303,5 juta. [GRI 201-1]

Economic Performance

The summary of economic performance consists of the generated economic value of USD 5,980.7 million and the distributed economic value of USD 4,677.2 million, hence the total of economic value retained by the Company in 2022 is USD 1,303.5 million. [GRI 201-1]

dalam juta USD/ in million USD

Distribusi Nilai Ekonomi Economic Value Distribution	2022	2021	2020
Nilai Ekonomi yang Diperoleh / Generated Economic Value			
Pendapatan Usaha Revenues	5,956.1	2,164.9	1,507.3
Penghasilan Lain-Lain Other Income	24.6	10.4	9.8
Jumlah Nilai Ekonomi yang Diperoleh **Total Economic Value Generated**	**5,980.7**	**2,175.3**	**1,517.1**
Nilai Ekonomi yang Didistribusikan / Distributed Economic Value			
Beban Pokok Penjualan[1)] Cost of Revenues[1)]	2,763.3	1,063.2	848.3
Beban Usaha[1)2)] Operating Expenses[1)2)]	610.3	301.2	279.7
Beban Lain-Lain Other Expenses	201.4	128.2	188.9
Gaji dan Tunjangan Karyawan Salaries and Allowances	168.6	82.3	61.5
Pembayaran Dividen Payment of Dividend	-	-	-
Pembayaran kepada Pemerintah[3)] Payment to Government[3)]	928.4	328.5	194.3
Tanggung Jawab Sosial Korporasi (TJSL) Corporate Social Responsibility (CSER)	5.2	6.7	2.3
Jumlah Nilai Ekonomi yang Didistribusikan **Total Economic Value Distributed**	**4,677.2**	**1,910.0**	**1,575.0**
Nilai Ekonomi yang Ditahan / Retained Economic Value			
Jumlah Nilai Ekonomi yang Ditahan **Total Economic Value Retained**	**1,303.5**	**265.3**	**(57.9)**

Keterangan / Notes:
1) Tidak termasuk pembayaran kepada pemerintah
2) Tidak termasuk beban gaji dan tunjangan karyawan dan tanggung jawab sosial korporasi
3) Beban pajak, perizinan, dan royalti
1) Not including payment to government
2) Not including expenses on salaries and allowances and corporate social responsibility
3) Taxes, licenses, and royalty

Informasi selengkapnya mengenai kinerja ekonomi Perseroan dapat dilihat pada bagian Analisis dan Pembahasan Manajemen, sub-bagian Tinjauan Operasi dan sub-bagian Tinjauan Keuangan.

More comprehensive information regarding the economic performance of the Company can be seen in the Management Discussion and Analysis section, Operations Review sub-section and Financial Review sub-section.

Aspek Sosial
Social Aspects

Perseroan menyadari bahwa kegiatan usaha Perseroan dan entitas anak berkaitan dan memiliki dampak sosial langsung maupun tidak langsung terhadap berbagai pemangku kepentingan. [GRI 3-3-b]

The Company realizes that the business activities of the Company and its subsidiaries are related and have direct or indirect social impacts on various stakeholders. [GRI 3-3-b]

Ketenagakerjaan, Kesehatan dan Keselamatan Kerja, dan Hak Asasi Manusia [GRI 2-23-a] [GRI 2-25-a] [GRI 403-3] [GRI 404-2] [GRI 405-1]

Employment, Occupational Health and Safety, and Human Rights [GRI 2-23-a] [GRI 2-25-a] [GRI 403-3] [GRI 404-2] [GRI 405-1]

Kebijakan

Policy

Hak Asasi Manusia (HAM)

Perseroan menjaga dan menghormati HAM. Oleh karena itu Perseroan dan entitas anak berupaya untuk memenuhi hak-hak dari para pemangku kepentingan yang terkait dengan kegiatan usaha Perseroan.

Human Rights

The Company maintains and respects human rights. Therefore, the Company and its subsidiaries strive to fulfill the rights of stakeholders related to the Company's business activities.

Terkait dengan SDM, Perseroan senantiasa berupaya memenuhi hak-hak karyawan dengan memberikan kesempatan yang setara kepada setiap orang yang memiliki kompetensi, karakter, dan etos kerja yang baik untuk mendapatkan pekerjaan, mengikuti program pendidikan dan pelatihan yang relevan, mengembangkan karirnya secara profesional, dan mendapat promosi ke jabatan lowong yang lebih tinggi, tanpa membedakan suku, agama, ras, dan usia.

Perseroan senantiasa berupaya memberikan upah yang adil dan memastikan bahwa upah terendah yang diberikan kepada karyawan pemula tidak lebih rendah dari upah minimum regional yang ditetapkan pemerintah dan menghindari praktik kerja paksa serta melarang memperkerjakan tenaga kerja di bawah umur.

Jam kerja yang berlaku di Perseroan adalah sesuai dengan pedoman industri dan standar nasional.

Perseroan juga memberikan kebebasan kepada karyawannya untuk menjalankan kewajiban beribadah, bermusyawarah, berserikat, dan berkumpul sesuai ketentuan undang-undang yang berlaku di Indonesia.

Related to HR, the Company always seeks to fulfill the rights of employees by providing equal opportunities to everyone who has good competence, character, and work ethics to be employed, attend relevant education and training programs, develop their career professionally, and get promoted to a vacant higher position, regardless of ethnicity, religion, race, and age.

The Company continuously seeks to provide fair wages and ensure that the lowest wages given to entry-level employees are not lower than the regional minimum wage determined by the government and avoid forced labor practices and prohibit the employment of underage labor.

The working hours applicable in the Company are in accordance with industry guidelines and national standards.

The Company also provides its employees the freedom to perform their religious obligations, freedom of deliberation, and freedom to form associations, gather and express opinions in accordance with the prevailing laws and regulations in Indonesia.

Per 31 Desember 2022 seluruh karyawan di pembangkit listrik *captive* Serang, tergabung dalam Serikat Pekerja Mandiri (SPM) FK3 DSS Serang yang telah tercatat di Dinas Tenaga Kerja dan Transmigrasi Kabupaten Serang sejak 21 Agustus 2002 dengan nomor pencatatan 96/06.98/SP.MANDIRI/VIII/2002. Selain itu, hampir seluruh karyawan di pembangkit listrik *captive* Karawang tergabung dalam Serikat Pekerja Seluruh Indonesia (SPSI) DSS Karawang yang telah tercatat di Dinas Tenaga Kerja dan Transmigrasi Kabupaten Karawang dengan nomor bukti pencatatan PENC. 139 PUK FSP KEP SPSI PT Dian Swastatika Sentosa, Tbk. tertanggal 1 Desember 2003.

As of December 31, 2022, all employees at the Serang captive power plant were members of the Independent Labor Union (SPM) FK3 DSS Serang which have been registered at the Manpower and Transmigration Office of Serang Regency since August 21, 2002 with registration number 96/06.98/SP.MANDIRI/VIII/2002. Moreover, almost all employees at the Karawang captive power plant were members of the Indonesian Labor Union DSS Karawang which have been registered at the Manpower and Transmigration Office of Karawang Regency with the registration proof number PENC.139 PUK FSP KEP SPSI PT Dian Swastatika Sentosa Tbk dated December 1, 2003.

Pada pembangkit listrik *captive* Serang dan Karawang, Perseroan membentuk Lembaga Kerja Sama (LKS) Bipartit sebagai forum komunikasi dan konsultasi antara Perseroan dengan Serikat Pekerja yang dilaksanakan secara periodik dan/atau sewaktu-waktu apabila diperlukan. Melalui forum ini, Perseroan dan Serikat Pekerja berupaya untuk menciptakan hubungan industrial yang harmonis, dinamis dan berkeadilan. Perseroan bersama dengan Serikat Pekerja juga telah menyusun Perjanjian Kerja Bersama (PKB) sebagai dasar kebijakan yang mengatur hak dan kewajiban Perseroan dan karyawan.

In the Serang and Karawang captive power plants, the Company has also established a Bipartite Cooperation Institution as a forum for communication and consultation between the Company and the Labor Union which is carried out periodically and/or at any time if needed. Through this forum, the Company and the Labor Union strive to create harmonious, dynamic, and equitable industrial relations. The Company together with the Labor Union have also compiled a Collective Labor Agreement (PKB) as the basis for policies that regulate the rights and obligations of the Company and employees.

Ketenagakerjaan

Perseroan menyadari bahwa bisnis yang dijalankan Perseroan dan entitas anak adalah bisnis padat karya. SDM karenanya merupakan salah satu aset penting yang perlu diperhatikan, dijaga, dan dikembangkan.

Salah satu upaya yang dilakukan Perseroan untuk menjaga SDM adalah dengan menciptakan lingkungan kerja yang aman, nyaman, dan kondusif bagi karyawan.

Untuk karyawan di beberapa entitas anak yang relevan, Perseroan melalui entitas anak menyediakan berbagai fasilitas olahraga, program layanan kesehatan, antara lain pemeriksaan medis umum, fasilitas klinik dan tempat pertolongan pertama di lokasi kerja, penilaian risiko kesehatan, pemantauan kesehatan, pengelolaan higiene dan sanitasi, pengelolaan ekonomi, dan pengelolaan gizi karyawan.

Perseroan dan entitas anak menjaga kerahasiaan data kesehatan karyawan untuk menghindari penggunaan data yang dapat merugikan karyawan, dengan membatasi akses rekaman data kesehatan karyawan kepada orang tertentu.

Perseroan juga menyediakan berbagai fasilitas dan tunjangan bagi karyawan yang berhak, seperti tunjangan kesehatan, tunjangan komunikasi, dan tunjangan kendaraan bagi karyawan level tertentu. Penentuan kompensasi dan *benefit* karyawan dilakukan dengan mempertimbangkan tanggung jawab dan kompleksitas jabatan, kualifikasi individual, hasil penilaian kinerja, kondisi pasar tenaga kerja, dan kondisi Perseroan dan entitas anak. [GRI 202-1] [GRI 3-3-c]

Employment

The Company realizes that the business carried out by the Company and its subsidiaries is a labor-intensive business. HR is therefore one of the important assets that need to be considered, maintained, and developed.

One of the efforts made by the Company to maintain human resources is to create a safe, comfortable, and conducive work environment for employees.

For employees in several relevant subsidiaries, the Company through its subsidiaries provides various sports facilities, health service programs, including general medical check-ups, clinical facilities and first aid stations in the workplace, health risk assessment, health monitoring, hygiene and sanitation management, economic management, and management of employees' nutrition.

The Company and its subsidiaries maintain the confidentiality of employee health data to avoid use of data that may harm employees, by limiting access to employee health data records to certain people.

The Company also provides various facilities and benefits for eligible employees, such as health benefits, communication benefits, and vehicle benefits for certain level employees. The determination of employee compensation and benefits is carried out by considering the responsibilities and complexity of the position, individual qualifications, performance appraisal results, labor market conditions, and the condition of the Company and its subsidiaries. [GRI 202-1] [GRI 3-3-c]

Perseroan memiliki Perjanjian Kerja Bersama yang telah disahkan oleh Kementerian Ketenagakerjaan.

The Company also has a Collective Labor Agreement that has been ratified by the Ministry of Manpower.

Terkait HAM dan ketenagakerjaan, Perseroan dan entitas anak memberlakukan kebijakan-kebijakan, antara lain sebagai berikut:
- Kebijakan SDM Perusahaan
- Kebijakan Manajemen Hubungan Tenaga Kerja
- Kebijakan Rekrutmen
- Kebijakan Cuti

Regarding human rights and employment, the Company and its subsidiaries enforce policies, including the following:
- HR Corporate Policy
- Labor Relations Management Policy
- Recruitment Policy
- Leave Policy

Informasi lainnya mengenai SDM Perseroan dapat dilihat pada bagian Profil Perusahaan, sub-bagian Sumber Daya Manusia.

Other information related to the Company's HR can be seen in the Company Profile section, Human Resources subsection.

K3

Untuk mendukung upaya Perseroan dalam menciptakan lingkungan kerja yang aman, nyaman, dan kondusif bagi karyawan, Perseroan menaruh perhatian yang besar pada K3.

Perseroan telah menyusun kebijakan-kebijakan dan SOP yang berlaku bagi karyawan, kontraktor, pemasok, dan mitra usaha

HSE

To support the Company's efforts in creating a safe, comfortable, and conducive work environment for employees, the Company pays great attention to HSE.

The Company has prepared policies and SOPs that apply to employees, contractors, suppliers, and other business partners

lainnya yang berada di dalam wilayah operasi Perseroan dan entitas anak untuk memitigasi kecelakaan kerja dan/atau penyakit akibat kelalaian yang dapat menyebabkan yang dapat menyebabkan demotivasi karyawan dan defisiensi produktivitas kerja. [GRI 403-2]

Terkait K3, Perseroan melalui entitas anak menetapkan kebijakan-kebijakan antara lain sebagai berikut:

- Kebijakan Keselamatan Umum Pertambangan dan Lingkungan Hidup (KPLH)
- Kebijakan Kesiapan dan Respons Darurat
- Kebijakan Kecelakaan
- Kebijakan HIV/AIDS
- Kebijakan Larangan Penggunaan Obat-Obatan dan Alkohol

located within the operating areas of the Company and its subsidiaries to mitigate work accidents and/or diseases due to negligence that can cause employee demotivation and work productivity deficiencies. [GRI 403-2]

Regarding HSE, the Company through subsidiaries has also established policies, among others, as follows:

- General Mining Safety and Environment (KPLH) Policy
- Emergency Preparedness and Response Policy
- Accident Policy
- HIV/AIDS Policy
- Prohibition of Use of Drugs and Alcohol Policy

Kesiapan dan Respons Darurat

Emergency Readiness and Response

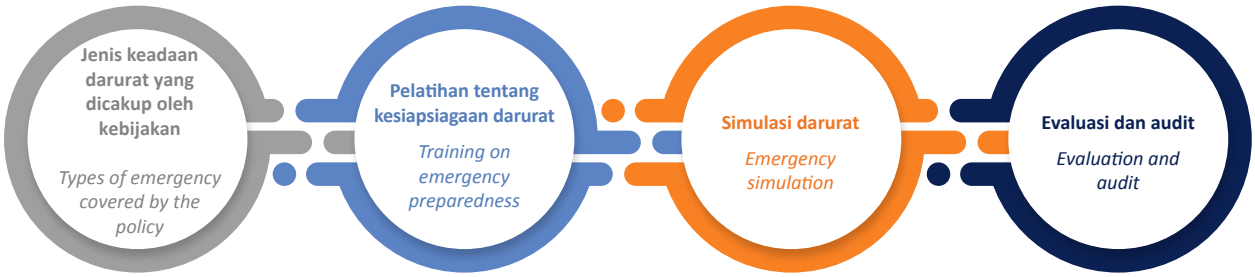

Sebagai upaya melindungi karyawan, kontraktor, pemasok, dan mitra usaha lainnya yang berada di dalam lingkungan kerja Perseroan dan entitas anak, Perseroan dan entitas anak menyediakan berbagai sarana dan prasarana keselamatan kerja di masing-masing wilayah operasi, seperti: rambu-rambu K3, sistem proteksi kebakaran (Alat Pemadam Api Ringan [APAR], hidran, alat pemadam kebakaran otomatis, dan sistem alarm kebakaran), fasilitas tanggap darurat (kotak pertolongan pertama pada Kecelakaan [P3K], tim tanggap darurat, truk pemadam kebakaran, dan ambulans), serta alat pelindung diri.

As an effort to protect employees, contractors, suppliers, and other business partners within the work environment of the Company and its subsidiaries, the Company and its subsidiaries provide various safety facilities and infrastructure in their respective operating areas, such as: HSE signs, fire protection systems (fire extinguishers, hydrants, sprinklers, and fire alarm systems), emergency response facilities (first aid kits, emergency response team, fire trucks, and ambulances), and personal protective equipment.

Khusus untuk BIB – yang merupakan kontributor terbesar pendapatan usaha Perseroan, telah diterapkan sistem manajemen K3, yaitu Sistem Manajemen Keselamatan Pertambangan Mineral dan Batu Bara (SMKPLH), yang terdiri dari 7 (tujuh) elemen sistem manajemen. Ketujuh elemen tersebut adalah kebijakan, perencanaan, organisasi dan personal, implementasi, pemantauan-evaluasi-tindak lanjut, dokumentasi, dan tinjauan manajemen dan peningkatan kinerja. Sistem ini disusun dengan mengacu pada Undang-Undang No. 1 tahun 1970 tentang Keselamatan Kerja, Perpu No. 2 tahun 2022 tentang Cipta Kerja, Undang-Undang No. 3 tahun 2020 tentang Perubahan atas Undang-Undang No. 4 tahun 2009 tentang Pertambangan Mineral dan Batu Bara, Peraturan Menteri ESDM No. 26 tahun 2018 tentang Pelaksanaan Kaidah Pertambangan yang Baik dan Pengawasan Pertambangan Mineral dan Batu Bara, Keputusan Menteri ESDM No. 1827 K/30/MEM/2018 Lampiran IV tentang Pedoman Penerapan Sistem Manajemen Keselamatan Pertambangan Mineral dan Batu Bara, Keputusan Direktur Jenderal Mineral dan Batu Bara No. 185.K/37.04/DJB/2019 tentang Batu Bara, Sistem Manajemen Keselamatan Pertambangan Mineral dan Batu Bara – Kementerian ESDM, dan ISO 45001:2018 tentang Sistem Manajemen Keselamaran dan Kesehatan Kerja.

Specifically for the BIB – which is the largest contributor to the Company's operating income, HSE management system, i.e. the Mineral and Coal Mining Safety Management System (SMKPLH) consisting of 7 (seven) management system elements, has been implemented. The seven elements are policy, planning, organization and personal, implementation, monitoring-evaluation-follow-up, documentation, and management review and performance improvement. This system was prepared by referring to Law No. 1 of 1970 on Work Safety, Perpu No. 2 of 2022 on Job Creation, Law No. 3 of 2020 on Amendments to Law No. 4 of 2009 on Mineral and Coal Mining, Regulation of the Minister of Energy and Mineral Resources No. 26 of 2018 on the Implementation of Good Mining Rules and Supervision of Mineral and Coal Mining, Decree of the Minister of Energy and Mineral Resources No. 1827 K/30/MEM/2018 Appendix IV on Guidelines for the Implementation of the Mineral and Coal Mining Safety Management System, Decree of the Director General of Minerals and Coal No. 185.K/37.04/DJB/2019 on Coal, Mineral and Coal Mining Safety Management System – Ministry of Energy and Mineral Resources, and ISO 45001:2018 on Occupational Health and Delivery Management System.

Komitmen BIB dalam Keselamatan Pertambangan dan Lingkungan Hidup BIB's Commitment in Mining Safety and Environment	
• melakukan tindakan pencegahan kecelakaan yang dapat mengakibatkan cedera, penyakit tenaga kerja, penyakit akibat kerja, kerusakan aset, terganggunya proses produksi dan kerusakan lingkungan hidup	• taking action to prevent accidents resulting in injuries, labor illnesses, work-related illnesses, asset damage, disruption of production processes, and environmental damage
• menghilangkan bahaya dan mengelola risiko serta dampak lingkungan hidup ke tingkat yang dapat diterima pada setiap proses penambangan	• eliminating hazards and manage environmental risks and impacts to an acceptable level in every mining process
• menciptakan kegiatan operasional tambang yang aman, efisien, produktif, dan ramah lingkungan	• creating mining operations that are safe, efficient, productive and environmentally friendly
• mewujudkan budaya keselamatan pertambangan yang baik	• realizing a good mining safety culture
• menjamin terciptanya Keselamatan Operasi Pertambangan dengan melakukan pengelolaan sarana, prasarana, instalasi dan peralatan secara konsisten	• ensuring the creation of Mining Operation Safety by consistently managing facilities, infrastructure, installations and equipment
• mendorong pelibatan pekerja tambang dalam pengelolaan KPLH	• encouraging the involvement of mining workers in the management of KPLH
• melakukan perbaikan berkelanjutan pada Sistem Manajemen KPLH secara terintegrasi	• carrying out continuous improvements to the KPLH Management System in an integrated manner

Pendekatan pengelolaan SMKPLH disusun berdasarkan konsep *Plan-Do-Check-Act* (PDCA) yaitu rangkaian proses interaktif yang diterapkan perusahaan untuk mencapai tujuan dan peningkatan kinerja secara berkelanjutan. Konsep PDCA ini diterapkan penuh untuk semua karyawan Perusahaan dan semua mitra kerja. [GRI 3-3-e]

Perseroan menyadari bahwa untuk dapat menciptakan lingkungan kerja yang aman, nyaman, kondusif, dan sehat, Perseroan membutuhkan kontribusi dari seluruh insan Perseroan. Oleh karena itu, tanggung jawab pelaksanaan fungsi K3 di BIB tersebar di berbagai fungsi di dalam perusahaan dengan penanggung jawab tertinggi dipegang oleh Kepala Teknik Tambang yang telah mendapatkan sertifikasi Pengawas Operasi Utama yang disahkan oleh Direktur Teknik dan Lingkungan dan Direktur Jenderal Minerba dari Kementerian ESDM.

Kebijakan kesiapan dan respons darurat lain yang telah dilakukan oleh BIB, antara lain, sebagai berikut: [GRI 403-1] [GRI 403-2]

- pembentukan Komite K3 sebagai pelaksana rapat-rapat terkait keselamatan, pembicaraan keselamatan, dan tinjauan manajemen
- pembentukan tim tanggap darurat yang terdiri dari karyawan BIB dan kontraktor [GRI 403-7]
- pembuatan kartu penetapan darurat yang berisi panduan pekerjaan dan prosedur untuk menanggapi situasi darurat
- pelaksanaan pelatihan K3 yang mencakup:
  - pelatihan umum seperti sistem pengarsipan dan pengendalian dokumen, pertolongan pertama, kepemimpinan keselamatan, serta pelatihan tentang aktivitas berbahaya terkait pekerjaan tertentu seperti teknik penyelamatan lereng, dan analisis kasus
  - pelatihan khusus (kursus sertifikasi) yang mencakup antara lain pelatihan pengawasan tambang, surveyor tambang, keselamatan listrik, dan pelatihan dasar penyelamatan tambang terbuka [GRI 403-5]
  - pelaksanaan latihan atau simulasi rutin untuk menghadapi kejadian darurat, seperti penanganan kebakaran, serangan jantung, kecelakaan kendaraan, dan cedera kerja yang serius [GRI 403-5]
- pengadaan diskusi keselamatan secara berkala tentang upaya pencegahan kematian untuk meningkatkan kesadaran dan keselamatan karyawan saat berada di wilayah operasi yang berisiko tinggi [GRI 403-4]

The approach to management of the SMKPLH management system is based on the Plan-Do-Check-Act (PDCA) concept, which is a series of interactive processes implemented by the company to achieve goals and improve performance in a sustainable manner. The PDCA concept is fully implemented for all Company's employees and all work partners. [GRI 3-3-e]

The Company realizes that in order to create a safe, comfortable, conducive, and healthy work environment, the Company requires contributions from all the Company's personnel. Therefore, the responsibility for the implementing of HSE function at BIB is spread across various functions within the company with the highest person in charge held by the Head of Mining Engineering who has obtained the Main Operations Supervisory certification authorized by the Director of Engineering and Environment and Director General of Mineral and Coal of ESDM.

Emergency preparedness and response policy that have been implemented by BIB, among others, were as follows: [GRI 403-1] [GRI 403-2]

- establishment of an HSE Committee to conduct safety committee meetings, safety talks, and management reviews
- establishment of an emergency response team which consists of employees of both BIB and its contractors [GRI 403-7]
- establishment of deployment cards which contain work instructions and procedures for responding to emergency
- implementation of HSE trainings which includes:
  - general trainings such as filing and document control system, first aid, safety leadership, as well as trainings on specific work-related hazardous activities such as mining precautions, slope rescue techniques, and case analysis
  - special trainings (certification courses) such as, among others, mine supervision, mine surveyors, electrical safety, and basic open pit mine rescue training [GRI 403-5]
  - implementation of routine drills or simulations to deal with emergencies, such as fire management, cardiac arrest, vehicular accidents, and serious work injuries [GRI 403-5]
- implementation of regular safety talks on fatality prevention to increase employees' awareness and safety while in high-risk operational area. [GRI 403-4]

- penerapan metode analisis akar masalah untuk menyelidiki akar penyebab insiden dan menentukan tindakan korektif yang sesuai untuk mencegah terulangnya insiden yang sama [GRI 403-2]
- penyelenggaraan Program Sehari Tanpa Kecelakaan Kerja untuk meningkatkan konsistensi antara identifikasi bahaya oleh supervisor dan pelaporan bahaya oleh operator lapangan
- pelaksanaan manajemen perubahan budaya keselamatan untuk meningkatkan budaya keselamatan karyawan dan kontraktor, serta mengubah pola pikir dari "keselamatan adalah kewajiban" menjadi "keselamatan adalah kebutuhan seluruh karyawan"
- pelaksanaan proyek perbaikan keselamatan untuk tujuan spesifik di pit, jalur pengangkutan, dan operasi pelabuhan [GRI 403-7]
- penggunaan aplikasi "iSAFE", yang telah dikembangkan sejak tahun 2019, yaitu sistem pelaporan bahaya daring yang memungkinkan karyawan dan pekerja untuk melaporkan kejadian bahaya terkait pekerjaan, termasuk lokasi, waktu setiap laporan, bukti foto, karyawan, fasilitas, dan peralatan melalui telepon seluler. Dengan penggunaan aplikasi iSAFE yang semakin intens, potensi bahaya dapat semakin teridentifikasi untuk ditindaklanjuti. [GRI 403-7]
- peninjauan prosedur keselamatan secara berkesinambungan untuk menemukan kekurangan dan melakukan perbaikan berdasarkan pengamatan lapangan atau rekomendasi dari investigasi insiden

Perseroan dan entitas anak juga mengikutsertakan karyawan dalam program BPJS Kesehatan dan BPJS Ketenagakerjaan untuk menambah perlindungan diri dari insiden dan penyakit dalam lingkungkan kerja. [GRI 403-5]

Dengan kesiapan-kesiapan ini, pada tahun 2022, BIB mencatatkan *Lost Time Injury Frequency Rate* (LTIFR) sebesar 0,05 dan *Lost Time Injury Severity Rate* (LTISR) sebesar 1,3.

Laju Frekuensi Kehilangan Waktu Kerja akibat Kecelakaan
Lost Time Injury Frequency Rate

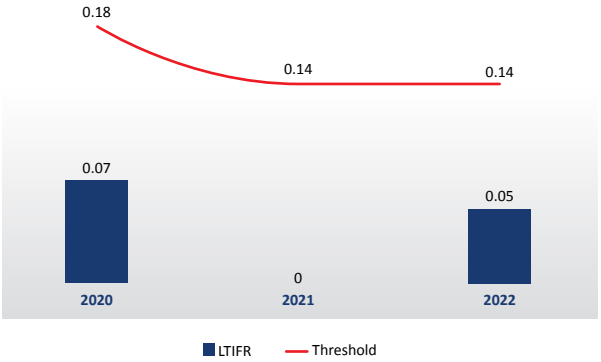

Program

Berikut ini adalah beberapa program terkait dengan HAM, ketenagakerjaan, dan K3 yang telah dijalankan Perseroan dan entitas anak pada tahun 2020 hingga 2022: [GRI 2-22] [GRI 2-23] [GRI 3-3-d]

- application of root cause analysis method to investigate root causes of incidents and to determine the suitable corrective actions to prevent the recurrence of similar incidents [GRI 403-2]
- implementation of Accident-Free Work Day Program to improve consistency between hazard identification by supervisors and hazard reporting by field operators
- implementation of safety culture change management to improve the safety culture of employees and contractors, as well as change the mindset from "safety is an obligation" to "safety is my need"
- implementation of safety improvement projects for specific purposes in pits, transportation lines, and port operations [GRI 403-7]
- use of the "iSAFE" application, which has been developed since 2019, which is an online hazard reporting system that allows employees and workers to report occurrences of work-related hazards, including the location, time of each report, photographic evidence, employees, facilities, and equipment via cell phones. With the increasingly intense use of the iSAFE application, potential hazards can be increasingly identified for action. [GRI 403-7]
- ongoing review of safety procedures to find deficiencies and make improvements based on field observations or recommendations from incident investigations

The Company and its subsidiaries also include employees in the *BPJS Kesehatan* and *BPJS Ketenagakerjaan* programs to increase self-protection from incidents and diseases in the work environment. [GRI 403-5]

With these preparations, in 2022, BIB recorded a Lost Time Injury Frequency Rate (LTIFR) of 0.05 and a Lost Time Injury Severity Rate (LTISR) of 1.3.

Tingkat Keparahan Kehilangan Waktu Kerja akibat Kecelakaan
Lost Time Injury Severity Rate

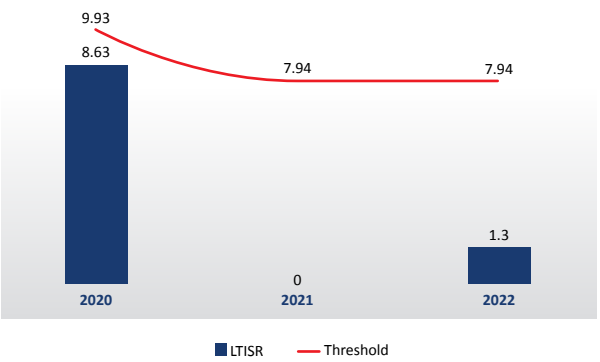

Programs

The following were some of the programs related to human rights, employment, and HSE that have been carried out by the Company and its subsidiaries from 2020 to 2022: [GRI 2-22] [GRI 2-23] [GRI 3-3-d]

Program Tahun 2022 Programs of 2022	Realisasi Program Program Realizations		
	2022	2021	2020
Program terkait HAM dan Ketenagakerjaan Programs related to Human Rights and Employments	• Manfaat: menciptakan suasana yang harmonis dengan para pemangku kepentingan • Keterkaitan dengan Strategi Bisnis Perseroan: meningkatkan produktivitas kerja • Benefits: create harmonious atmosphere with stakeholders • Relation to the Company's Business Strategy: increase work productivity		Kontribusi atas SDGs Contributions to SDGs 
Perayaan Hari Besar Keagamaan Celebration of Religious Holidays	• Perseroan dan entitas anak memberikan kesempatan kepada seluruh karyawan untuk merayakan hari besar keagamaannya masing-masing. • The Company and its subsidiaries provided opportunities for all employees to celebrate their respective religious holidays.		
Hak Berserikat bagi Karyawan Right of Association for Employees	• Perseroan telah memfasilitasi kegiatan serikat pekerja di bisnis penyediaan tenaga listrik dan uap. Perseroan memfasilitasi karyawan untuk berserikat, berkumpul, dan mengemukakan pendapat sesuai dengan perundang-undangan yang berlaku di Indonesia. • The Company facilitated the activities of trade unions in business of power and steam generation. The Company enabled employees to associate, gather, and express opinions in accordance with the prevailing laws and regulations in Indonesia.		
Rekrutmen, Pelatihan, dan Pengembangan Karir Recruitment, Training, and Career Development	• Perseroan dan entitas anak telah melakukan rekrutmen dan pengembangan karir SDM secara adil dan setara. Informasi lain mengenai proses rekrutmen dan program pelatihan yang telah diselenggarakan oleh Perseroan selama tahun 2022 dapat dilihat pada bagian Profil Perusahaan, sub-bagian Sumber Daya Manusia. • The Company and its subsidiaries conducted recruitment and career development of HR in a fair and equal manner. Other information regarding the recruitment process and training programs that had been organized by the Company during 2022 can be seen in the Company Profile section, Human Resources subsection.		
Program terkait K3 Programs related to HSE	• Manfaat: meningkatkan kemampuan karyawan dalam menghadapi situasi darurat dan mewujudkan lingkungan kerja yang aman tanpa kecelakaan • Keterkaitan dengan Strategi Bisnis Perseroan: meningkatkan produktivitas kerja melalui peningkatan kesehatan dan keselamatan kerja secara keseluruhan • Benefits: improve employees' abilities in dealing with emergency situations and established a safe working environment • Relation to the Company's Business Strategy: increase work productivity through improving overall occupational health and safety		Kontribusi atas SDGs Contributions to SDGs 
Pelatihan K3 HSE Training	• BIB melaksanakan 592 pelatihan K3 bagi karyawan BIB maupun kontraktor, antara lain pelatihan wajib dasar, pelatihan wajib pengawas, pelatihan *fatality prevention*, pelatihan K3 khusus, dan pelatihan sistem manajemen. • BIB mengadakan evaluasi atas pelatihan K3 dengan menggunakan metode pengisian kuisioner untuk memberikan umpan balik dan saran bagi pelatihan, serta mengadakan tes di akhir sesi pelatihan untuk menilai tingkat pemahaman peserta pelatihan, dimana peserta yang tidak lulus akan kembali mengikuti pelatihan sejenis. • BIB conducted 592 HSE trainings for BIB employees and contractors, including basic mandatory training, mandatory supervisory training, fatality prevention training, special HSE training, and management system training. • BIB conducted an evaluation of the HSE training by using the questionnaire filling method to provide feedback and suggestions for training, as well as holding a test at the end of the training session to assess the level of understanding of the trainees, in which participants who do not pass will re-attend similar training.	• BIB melakukan 18 pelatihan dan simulasi keadaan darurat untuk memastikan pengembangan kompetensi dari tim tanggap darurat serta seluruh karyawan dan kontraktor. Pelatihan ini mencakup kasus kebakaran, penyelamatan air, penyelamatan serangan jantung, dan insiden terkait lingkungan seperti tumpahan bahan bakar. • BIB conducted 18 training and emergency simulations to ensure competency development of the emergency response team as well as all employees and contractors. This training covers fire cases, water rescue, heart attack rescue, and environmental incidents such as fuel spills.	• Perseroan dan entitas anak melaksanakan pelatihan K3 terintegrasi, antara lain pelatihan dasar wajib bagi seluruh karyawan, pelatihan pengawasan untuk pengawas, pelatihan pencegahan fatalitas bagi karyawan dan kontraktor, pelatihan Keselamatan Pertambangan dan Lingkungan Hidup (KPLH) khusus bagi karyawan dan kontraktor, pelatihan tanggap darurat dan pelatihan sistem manajemen untuk Tim Tanggap Darurat (ERT) ataupun non-ERT, serta pemahaman aturan K3 yang harus dipatuhi baik oleh karyawan, kontraktor, pemasok, maupun pengunjung di dalam lingkungan kerja Perseroan dan entitas anak. • The Company and its subsidiaries carried out an integrated HSE training which consists of basic compulsory training for all employees, supervisory training for supervisors, fatality prevention training for employees and contractors, specific Mining and Environmental Safety (KPLH) training for employees and contractors, emergency response training and management system training for the Emergency Response Team (ERT) members as well as non-ERT members, and trainings on understanding HSE rules that must be followed by employees, contractors, suppliers, and visitors in the work environment of the Company and its subsidiaries.
Inspeksi Keamanan dan Kebersihan Area Kerja Workplace Safety and Hygiene Inspection	• Perseroan dan entitas anak secara rutin melakukan pengelolaan sanitasi di wilayah kerja dan menyediakan fasilitas penunjang tercapainya higienitas.	• Perseroan dan entitas anak secara rutin menjaga kebersihan area kerja sesuai dengan protokol kesehatan yang dianjurkan pemerintah dan tetap melaksanakan penilaian keselamatan kerja dan kebersihan di wilayah operasi Perseroan dan entitas anak.	• Perseroan dan entitas anak secara rutin menjaga kebersihan area kerja sesuai dengan protokol kesehatan yang dianjurkan pemerintah dan tetap melaksanakan penilaian keselamatan kerja dan kebersihan di wilayah operasi Perseroan dan entitas anak.

Program Tahun 2022 Programs of 2022	Realisasi Program Program Realizations		
	2022	2021	2020
	• The Company and its subsidiaries regularly maintained sanitation in workplace and provide supporting facilities to achieve hygiene.	• The Company and its subsidiaries regularly maintained the hygiene of work areas with respect to the health protocols recommended by the government and continued to carry out assessments of work safety and hygiene in the operation areas of the Company and its subsidiaries.	• The Company and its subsidiaries have regularly maintained the hygiene of work areas with respect to the health protocols recommended by the government and continued to carry out assessments of work safety and hygiene in the operation areas of the Company and its subsidiaries.
Pengadaan dan Inspeksi Sarana dan Prasarana K3 Procurement and Inspection of HSE Facilities	• Perseroan dan entitas anak melibatkan karyawan pada berbagai proses dalam pengelolaan K3, termasuk pembicaraan 5 menit yang dilakukan pada setiap awal pergantian *shift*, diskusi keselamatan secara berkala, audit, investigasi, pertemuan *review* prosedur, *review* penilaian risiko, observasi keselamatan, dan inspeksi keselamatan. • BIB mendistribusikan hasil investigasi insiden melalui peringatan keamanan dengan menggunakan surat elektronik, kampanye poster/baliho/spanduk. • The Company and its subsidiaries involved employees in various processes in the management of K3, including 5-minute talks conducted at the beginning of each shift change, regular safety talks, audits, investigations, procedure review meetings, risk assessment reviews, safety observations, and safety inspections. • BIB distributed the results of incident investigations through safety alerts via email media, posters/billboards/ banners campaigns.	• BIB telah menyelesaikan pembangunan Pusat Komando Tanggap Darurat yang berlokasi di kantor Bunati. • BIB memasang hidran kebakaran di kamp Angsana, dan sistem alarm kebakaran di kantor Angsana, kantor Kusan, dan pelabuhan Bunati. • BIB telah melengkapi perlengkapan tim tanggap darurat dengan menambahkan 69 jenis peralatan dan perlengkapan darurat baru yang dapat digunakan untuk pembebasan kendaraan, penyelamatan air, pemadam kebakaran, penyelamatan ruang terbatas dan penyelamatan sudut tinggi. • BIB completed construction of an emergency response team station at Bunati. • BIB installed fire hydrants at Angsana camp, and fire alarm systems at Angsana office, Kusan office, and Bunati port. • BIB complemented the emergency response team's equipment by adding 69 new types of emergency equipment and supplies that can be used for vehicle rescue, water rescue, firefighting, confined space rescue and high angle rescue.	• Sebagai upaya pencegahan penyebaran dan penularan Covid-19 di wilayah operasi Perseroan dan entitas anak, Perseroan dan entitas anak telah melakukan penyemprotan disinfektan secara berkala, menyediakan fasilitas pelindung diri medis seperti masker, *hand sanitizer*, dan multivitamin, serta melakukan inspeksi rutin atas sarana dan prasarana K3. • BIB telah menyelesaikan pembangunan Pusat Komando Tanggap Darurat yang berlokasi di kantor baru Kusan. • As an effort to prevent the spread and transmission of Covid-19 in the operational area of the Company and its subsidiaries, the Company and its subsidiaries have sprayed disinfectants regularly, provided medical personal protective means such as masks, hand sanitizers, and multivitamins, as well as have carried out regular inspections on HSE facilities and infrastructure. • BIB completed construction of the Emergency Response Command Center located in the new Kusan office.
Layanan dan Peningkatan Kualitas Kesehatan Karyawan [GRI 403-6] Employee Health Service and Quality Improvement [GRI 403-6]	• Untuk pekerjaan-pekerjaan tertentu, Perseroan dan entitas anak mewajibkan karyawan untuk melakukan pemeriksaan kesehatan sebelum pekerjaan tersebut dilakukan. Perseroan juga mengadakan pemeriksaan kesehatan karyawan secara rutin untuk karyawan di bisnis pertambangan batu bara. • Perseroan dan entitas anak menyediakan fasilitas klinik dan tempat pertolongan pertama di wilayah operasi bisnis pertambangan batu bara selama jam kerja. • Perseroan dan entitas anak melakukan pengelolaan kelelahan kerja meliputi pengaturan pola gilir kerja pekerja tambang dan penilaian tingkat kelelahan pada pekerja tambang sebelum awal gilir kerja dan saat pekerjaan berlangsung. • BIB memberikan sosialisasi terkait fasilitas kesehatan yang disediakan oleh BIB melalui induksi keselamatan kerja, rapat keselamatan kerja, komunikasi melalui surat elektronik, poster, *leaflet*, media sosial, dan aplikasi Layanan Kesehatan. • For certain work, the Company and its subsidiaries required its employees to have medical check-up before performing the jobs. The Company also scheduled routine employee health checks for employees at the coal mining business. • The Company and its subsidiaries provided clinic facilities and first aid stations in the operation areas of the coal mining business during business hours. • The Company and its subsidiaries managed work fatigue including setting the shift patterns of mining workers and assessing the fatigue level of mining workers before the start of the shift and during work. • BIB provided briefings related to health facilities provided by BIB through work safety induction, safety meetings,communication via email, posters, leaflets, social media, and Health Service applications	• Untuk pekerjaan-pekerjaan tertentu, Perseroan dan entitas anak mewajibkan karyawan untuk melakukan pemeriksaan kesehatan sebelum pekerjaan tersebut dilakukan. Perseroan juga mengadakan pemeriksaan kesehatan karyawan secara rutin untuk karyawan di IPP PLTU. • For certain jobs, the Company and its subsidiaries required its employees to have medical check-up before performing the jobs. The Company also scheduled routine employee health checks for employees at the IPP PLTU.	• Untuk pekerjaan-pekerjaan tertentu, Perseroan dan entitas anak mewajibkan karyawan untuk melakukan pemeriksaan kesehatan sebelum pekerjaan tersebut dilakukan. Perseroan juga mengadakan pemeriksaan kesehatan karyawan secara rutin untuk karyawan di IPP PLTU. • Perseroan dan entitas anak melaksanakan pemeriksaan kesehatan antara lain *rapid test* dan PCR *test* untuk karyawan Perseroan dan entitas anak sebagai bagian pencegahan penyebaran Covid-19 di wilayah operasi Perseroan dan entitas anak. • BIB mengadakan fasilitas *swab Polymerase Chain Reaction (PCR)* dan memanggil dokter serta pekerja medis untuk melakukan tes pada setiap karyawan yang datang ke wilayah operasi BIB. • For certain jobs, the Company and its subsidiaries required employees to have medical examination before performing the jobs. The Company also scheduled routine employee health check-ups for employees at the IPP PLTU. • The Company and its subsidiaries organized medical check-up, among others, rapid test and PCR test for employees of the Company and its subsidiaries as part of preventive measures against Covid-19 in the operational area of the Company and its subsidiaries. • BIB had installed PCR equipment on-site and doctors and medical officers are deployed to test employees when they return from home.

Penghargaan K3
HSE Awards

Perseroan, melalui BIB, memperoleh sejumlah penghargaan atas implementasi sistem manajemen K3 yang baik pada tahun 2022, sebagai berikut:

- Penghargaan Utama Pelaksanaan Kaidah Teknik Pertambangan yang Baik Aspek Keselamatan Pertambangan
- Penghargaan Kecelakaan Nihil (*Zero Accident Award*) dari Menteri Ketenagakerjaan Republik Indonesia
- Penghargaan Program Pencegahan dan Pengendalian HIV & AIDS di Tempat Kerja Kategori Silver dari Menteri Ketenagakerjaan Republik Indonesia
- Penghargaan Program Pencegahan dan Penanggulangan Covid-19 di Tempat Kerja Kategori Gold dari Menteri Ketenagakerjaan Republik Indonesia

The Company, through BIB, received a number of awards for the implementation of a good HSE management system in 2022, as follows:

- Main Award for Good Implementation of Mining Engineering Principles in Mining Safety Aspects
- Zero Accident Award from the Minister of Manpower of the Republic of Indonesia
- Silver Category HIV & AIDS Prevention and Control Program in the Workplace Award from the Minister of Manpower of the Republic of Indonesia
- Award for the Gold Category Prevention and Management of Covid-19 Workplace Program from the Minister of Manpower of the Republic of Indonesia

Selama tahun 2022, Perseroan dan entitas anak tidak menerima laporan pelanggaran terkait dengan HAM, ketenagakerjaan, dan K3 yang signifikan yang menyebabkan gangguan produksi atau pelaksanaan proyek Perseroan maupun entitas anak.

During 2022, the Company and its subsidiaries did not receive reports of significant violations related to human rights, employment, and HSE that caused disruptions in the production or implementation of projects of the Company or its subsidiaries.

Pelibatan dan Pengembangan Masyarakat
[GRI 2-25-a]

Community Involvement and Development
[GRI 2-25-a]

Kebijakan

Sebagai bentuk komitmen dalam mendukung pertumbuhan dan pemberdayaan sosial ekonomi masyarakat lokal di sekitar wilayah operasi Perseroan dan entitas anak, Perseroan melalui entitas anak telah menyusun 8 (delapan) pilar cetak biru sebagai pedoman dalam merencanakan dan melaksanakan program TJSL. Delapan pilar cetak biru ini diarahkan selaras dengan SGDs dan sesuai dengan Keputusan Menteri ESDM No. 1824K/30/MEM/2018 terkait dengan pelaksanaan program Pengembangan dan Pemberdayaan Masyarakat (PPM).

Perseroan dan entitas anak berharap dapat berperan aktif dalam melakukan pemberdayaan dan membantu meningkatkan kemandirian dan kesejahteraan masyarakat di sekitar wilayah operasi Perseroan dan entitas anak, terutama untuk masyarakat yang berada di wilayah yang terkena dampak langsung dari kegiatan operasi Perseroan dan/atau entitas anak.

Seiring dengan perkembangan usaha Perseroan, Perseroan berharap dapat memberikan manfaat yang lebih luas kepada masyarakat. [GRI 3-3-c]

Policy

As a form of commitment in supporting the socio-economic growth and empowerment of the local communities around the operation areas of the Company and its subsidiaries, the Company through its subsidiaries compiled 8 (eight) blueprint pillars as guidelines in planning and implementing the CSER program. These eight blueprint pillars are directed in line with the SGDs and in accordance with the Decree of the Minister of Energy and Mineral Resources No. 1824K/30/MEM/2018 related to the implementation of the Community Development and Empowerment (PPM) program.

The Company and its subsidiaries hope to play an active role in empowering and helping to improve the independence and welfare of the communities around the Company's and subsidiaries' operating areas, especially for communities located in areas directly affected by the operating activities of the Company and its subsidiaries.

Along with the development of the Company's business, the Company expects to provide wider benefits to the communities. [GRI 3-3-c]

8 Pilar Cetak Biru
8 Blueprint Pillars



Sosial dan Budaya
Social and Culture

Pemberian bantuan pembangunan sarana dan/atau prasarana ibadah, termasuk hubungan di bidang keagamaan, *event* keagamaan seperti bazar Ramadhan, bantuan bencana, serta berpartisipasi dalam upaya pelestarian budaya dan kearifan lokal setempat.

In the form of assistance in building the facility and/or infrastructure of worship, including relationship in the religious, filed, religious events such as Ramadan bazaar, disaster relief, as well as participating in the effort of preserving the culture and local wisdom.

Pendidikan
Education

Pemberian beasiswa jenjang sekolah dasar sampai dengan pergruan tinggi, bantuan untuk tenaga pendidik di area sekitar tambang BIB dan PT Barasentosa Lestari, bantuan sarana dan prasarana pendidikan, pelatihan, keterampilan, dan keahlian dasar.

Providing scolarship from Elementary School to College level, assistance for education in the mining area surrounding PT Borneo Indobara and PT Barasentosa Lestari, assistance of educational facility and education on independent community, training on basic skills, and expertise. in the effort of preserving the culture and local wisdom.

Kesehatan
Health

Pemeliharaan dan pemeriksaan kesehatan masyarakat sekitar tambang, penyediaan tenaga kesehatan, penyediaan, dan peningkatan sarana untuk kesehatan.

Health maintenance and medical examination of the community around the mine, provision of paramedics, provision and improvment of health facilities.

Pengelolaan Lingkungan Sekitar yang Berkelanjutan
Sustainable Management of Surrounding Environment

Penanaman benih pohon mangrove dan/atau buah bersama warga setempat serta penyuluhan dan pengelolaan sampah oleh BIB dan PT Barasentosa Lestari.

In the form of planting mangrove seeds and/or fruits together with local community, as well as counselling and managing waste by BIB and PT Barasentosa Lestari.

Pembentukan Kelembagaan Komunitas Masyarakat dalam Menunjaang Kemandirian Program Pemberdayaan Masyarakat
Forming Community Institutions in Supporting the Independency of Community Empowerment Program

Pemberian pelatihan maupun seminar tentang organisasi masyarakat dan pengembangaan kelompok usaha bersama.

In the form of training and workshops concernig community organization and development of joint business group.

Ekonomi Riil
Real Economy

Memberdayakan masyarakat dalam bidang perdagangan, perkebunan, pertanian, perternakan, perikanan, dan kewirausahaan.

Empowering the community in the filed of trading, plantation, agriculture, animal husbandry, fishery, and enterpreneurship.

Kemandirian Ekonomi
Economic Independency

Upaya peningkatan kapasitas dan akses masyarakat setempat dalam Usaha Mikro, Kecil, dan Menengah (UMKM), pengembangan UMKM di sekitar tambang dalam pengembangan UMKM sesuai dengan bidangnya masing-masing.

Effort in enhancing the capacity and access of local community to Micro, Small, and Medium Enterprises (MSME), development of MSME around the mine, and provision of access to participate for the community surrounding the mine in the development of MSME in accordance with their respective filed.

Pembangunan Infrastruktur yang Menunjang Program Pemberdayaan Masyarakat
Developing Infrastructure that Supports Community Empowerment Program

Pengerasan jalan, pembangunan jalan underpass, pembangunan dan perbaikan jembatan, pembangunan gedung serbaguna, serta pengadaan sambungan listrik warga tak mampu.

In the form of road herdening, underpass construction, bridges construction and repair, multipurpose building construction, adn electricity connection for poor citizens.

Target Pencapaian Program TJSL
Achievement Target of CSER Programs

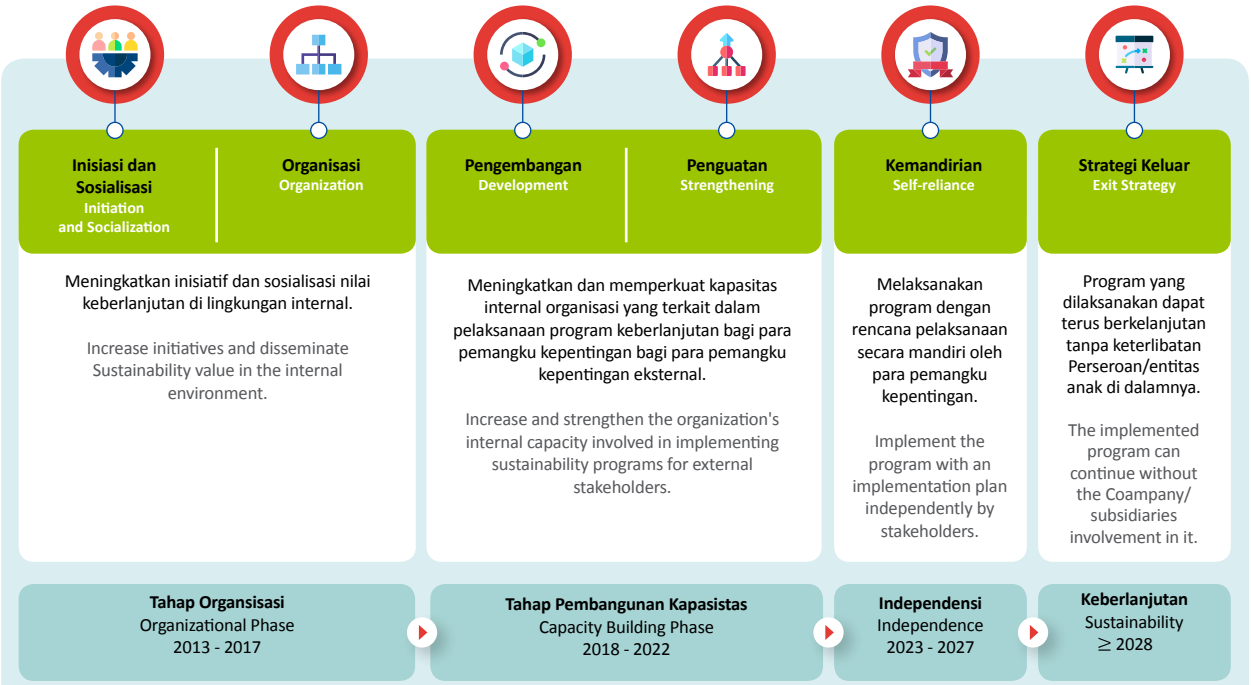

Program

Berikut ini adalah beberapa program terkait pelibatan dan pengembangan masyarakat yang telah dilaksanakan oleh Perseroan dan entitas anak pada tahun 2020 hingga 2022: [GRI 2-22] [GRI 3-3-d] [GRI 413-1]

Programs

The followings were some of the programs related to community involvement and development that had been carried out by the Company and its subsidiaries from 2020 to 2022: [GRI 2-22] [GRI 3-3-d] [GRI 413-1]

Program Tahun 2022 Programs of 2022	Realisasi Program Program Realizations		
	2022	2021	2020
Pendidikan Education	• Manfaat: mengembangkan keterampilan masyarakat dan meningkatkan kesempatan kerja • Keterkaitan dengan Strategi Bisnis Perseroan: mewujudkan komitmen sosial Perseroan untuk meningkatkan kesejahteraan masyarakat di sekitar wilayah operasi entitas anak Perseroan • Benefits: develop the peoples' skills and increase jobs opportunities • Relation to the Company's Business Strategy: realize the Company's social commitment to improve community welfare around the operational areas of the Company's subsidiary		Kontribusi atas SDGs Contributions to SDGs 
Pelatihan Masyarakat Lokal Trainings for Local Community	• BIB memberikan 5 kali pelatihan kepada 70 peserta dengan tujuan meningkatkan kapasitas SDM, antara lain pelatihan memasak, menjahit, membuat minuman, sablon, akuntansi, dan pemasaran. • BIB memberikan pelatihan kepada 100 orang pengemudi roda 4 dan roda 10 selama 3 bulan beserta pelatihan keselamatan untuk peningkatan keterampilan mengemudi dan meningkatkan peluang kerja masyarakat. • BIB provided 5 training sessions to 70 participants with the aim of increasing HR capacity, including cooking, sewing, barista, screen printing, accounting, and marketing training. • BIB provided training to 100 4-wheeled and 10-wheeled drivers for 3 months along with safety trainings to improve driving skills and increase community employment opportunities.	• BIB memberikan pelatihan pemasaran digital kepada 155 orang peserta dengan tujuan mengembangkan keterampilan agar para peserta dapat mempromosikan bisnis mereka ke basis pelanggan yang lebih luas. • BIB mengadakan aktivitas-aktivitas penyuluhan usaha di Pusat Pembelajaran Masyarakat bagi masyarakat dan agen-agen desa yang tertarik untuk belajar dan ingin mengembangkan usahanya di desa masing-masing. • BIB provided digital marketing training to 155 participants with the aim of developing participants' skills so that they can promote their business to a wider customer base. • BIB conducted business counseling activities at the Community Learning Center for the community and village agents who were interested in learning and wanted to grow their business in their respective villages.	• Perseroan dan entitas anak (dahulu) merekrut dan melaksanakan pelatihan kepada 19 orang dalam *Engineering Development Program* dan 6 orang dalam *Officer Development Program*. • BIB, bekerja sama dengan Lembaga Rumah Pintar, memberikan kegiatan ekstrakurikuler selama 12 bulan kepada siswa SMA di Desa Angsana, Kecamatan Angsana, Kalimantan Selatan, untuk belajar membaca dan melakukan percakapan dasar dalam Bahasa Inggris serta keterampilan komputer dasar. • BIB menyediakan kursus sertifikasi desain grafis selama 3 bulan di Pusat Pembelajaran Masyarakat kepada 3 orang dari Desa Karang Indah, Desa Mekarjaya, dan Desa Banjarsari, Kecamatan Angsana, Kalimantan Selatan. • BIB menyediakan kursus sertifikasi pertanian dan peternakan selama 3 bulan di Pusat Pembelajaran Masyarakat kepada 3 orang dari Desa Sumber Baru, Desa Mangkalapi, dan Desa Binjai, Kalimantan Selatan.

Program Tahun 2022 Programs of 2022	Realisasi Program Program Realizations		
	2022	2021	2020
			• The Company and its (former) subsidiaries recruited and conducted trainings to 19 persons in the Engineering Development Program and 6 persons in the Officer Development Program. • BIB, in collaboration with Lembaga Rumah Pintar, provided a 12-month extracurricular activities for senior high school students in Angsana Village, Angsana District, South Kalimantan, for them to learn basic reading and conversational English and basic computer skills. • BIB provided a 3-month graphic design certification course at the Community Learning Center to 3 persons from Karang Indah Village, Mekarjaya Village, and Banjarsari Village, Angsana District, South Kalimantan. • BIB provided a 3-month agriculture and farming certification course at the Community Learning Centre to 3 persons from 3 villages namely, Sumber Baru Village, Mangkalapi Village, and Binjai Village, South Kalimantan.
Beasiswa Scholarship	• Perseroan dan entitas anak memberikan beasiswa kepada anak karyawan Perseroan dan entitas anak. • The Company and its subsidiaries provided scholarships to the children of employees of the Company and its subsidiaries.	• Perseroan dan entitas anak memberikan beasiswa kepada anak karyawan Perseroan dan entitas anak. • GEAR memberikan bantuan dana sebesar SGD500.000 kepada Nanyang Technological University di Singapura sehubungan dengan pengadaan beasiswa *Golden Energy and Resources Environmental Sustainability Scholarship*. Beasiswa ini diberikan untuk menginspirasi para mahasiswa untuk menemukan solusi berkelanjutan dan inovatif untuk masa depan, dengan mempertimbangkan dampak ekonomi, sosial, dan lingkungan dari industri energi dan sumber daya. • The Company and its subsidiaries provided scholarships to the children of employees of the Company and its subsidiaries. • GEAR donated SGD500,000 to Nanyang Technological University in Singapore for the establishment of the Golden Energy and Resources Environmental Sustainability Scholarship. The objective of the scholarship is to inspire undergraduates to seek sustainable and innovative solutions for the future, taking into account the global economic, social, and environmental impacts of the energy and resources industry.	• Perseroan dan entitas anak memberikan beasiswa kepada anak karyawan Perseroan dan entitas anak. • The Company and its subsidiaries provided scholarships to the children of employees of the Company and its subsidiaries.
Fasilitas Belajar Education Facilities	• BIB memberikan bantuan berupa buku-buku pelajaran dan 2 set fasilitas alat peraga edukatif untuk 50 orang anak penerima manfaat. • BIB provided assistance in the form of textbooks and 2 sets of educational teaching aids for 50 beneficiary children.		• PT DSSP Power Kendari, dahulu entitas anak, menyelesaikan pembangunan dan meresmikan Rumah Baca Terapung "Panre Dilao" di Desa Wawatu, Kecamatan Moramo Utara, Kabupaten Konawe Selatan, Sulawesi Tenggara. • BIB memberikan bantuan berupa 3 unit komputer kepada Lembaga Rumah Pintar untuk digunakan sebagai fasilitas belajar di Desa Angsana, Kecamatan Angsana, Kalimantan Selatan. • BIB menyediakan 3 unit mesin pengisian ulang air untuk mengajarkan siswa sekolah menengah bagaimana memulai dan menjalankan bisnis pengisian ulang air. Program kewirausahaan ini bekerja sama dengan SMP Negeri 2 Sungai Loban, MTS Nurul Hidayah, dan pondok pesantren Daarl Ishlah Assya Fi'iyyah Sungai Loban di Kecamatan Sungai Loban, Kalimantan Selatan.

Program Tahun 2022 Programs of 2022	Realisasi Program Program Realizations		
	2022	2021	2020
			• PT DSSP Power Kendari, formerly a subsidiary, had completed the construction and inaugurated the "Panre Dilao" Floating Library in Wawatu Village, North Moramo District, South Konawe Regency, Southeast Sulawesi. • BIB donated 3 computer units to Lembaga Rumah Pintar to facilitate computer lessons in Angsana Village, Angsana District, South Kalimantan. • BIB provided 3 units of water refilling machines to educate the high school students how to start and run a water refilling business. This entrepreneurship program is in collaboration with SMP Negeri 2 Sungai Loban, MTS Nurul Hidayah and the Islamic boarding school Daarl Ishlah Assya Fi'iyyah Sungai Lobon in Sungai Loban District, South Kalimantan.
Sponsorship Sponsorship	• Perseroan berpartisipasi sebagai sponsor pada acara *International Conference on Engineering and Information Technology for Sustainable Industry* (ICONETSI) yang diselenggarakan oleh Swiss German University pada tanggal 21-22 September 2022. • The Company participated as a sponsor in the International Conference on Engineering and Information Technology for Sustainable Industry (ICONETSI) event held by Swiss German University on 21-22 September 2022.	• Perseroan berpartisipasi sebagai sponsor pada acara "*Indonesian Fun Science Award 3.0*" yang diselenggarakan oleh Swiss German University pada bulan Maret 2021. • Perseroan berpartisipasi sebagai sponsor pada acara Pengabdian kepada Masyarakat dan TJSL Tahun 2021 yang diselenggarakan oleh Swiss German University pada bulan Oktober 2021. • The Company participated as a sponsor in the "Indonesian Fun Science Award 3.0" event held by Swiss German University in March 2021. • The Company participated as a sponsor in the Community Service and CSER event held by Swiss German University in October 2021.	• Perseroan berpartisipasi sebagai sponsor dalam konferensi daring "*International Conference on Engineering and Information Technology for Sustainable Industry 2020* (ICONETSI 2020)" yang diselenggarakan oleh Swiss German University pada tanggal 28-29 September 2020. • The Company participated as a sponsor in an online conference of "International Conference on Engineering and Information Technology for Sustainable Industry 2020 (ICONETSI 2020)" held by Swiss German University on September 28-29, 2020.
Ekonomi Riil Real Economy	• Manfaat: memberikan peluang usaha baru bagi masyarakat lokal dan menciptakan lapangan pekerjaan • Keterkaitan dengan Strategi Bisnis Perseroan: mewujudkan komitmen sosial Perseroan untuk meningkatkan kesejahteraan masyarakat di sekitar wilayah operasi entitas anak Perseroan • Benefits: provide new business opportunities for local communities and create jobs opportunities • Relation to the Company's Business Strategy: realize the Company's social commitment to improve community welfare around the operational areas of the Company's subsidiary		Kontribusi atas SDGs Contributions to SDGs 
Pemberdayaan Masyarakat Community Empowerment	• BIB memberikan pendampingan pembuatan usaha pembibitan dengan penerima manfaat sebanyak 9 kepala keluarga dan peningkatan penghasilan sebesar Rp500.000/bulan. • BIB memberikan pendampingan pembuatan rumpon ikan dari ban bekas limbah *hauling* bagi 68 orang nelayan dan peningkatan penghasilan sebesar Rp7.000.000/bulan. • BIB memberikan pendampingan budidaya belatung bagi 8 kepala keluarga dan pembuatan 2 unit rumah belatung. • BIB memberikan pendampingan pengelolaan lahan tidur sebagai lahan pertanian hortikultura bagi 123 kepala keluarga dan peningkatan penghasilan sebesar Rp7.500.000/bulan. • BIB memberikan pendampingan budidaya puyuh bagi 21 kepala keluarga dan peningkatan penghasilan sebesar Rp1.800.000/bulan.	• BIB mengadakan 14 pelatihan kepada masyarakat dengan berbagai macam tema di bidang pertanian, perikanan, peternakan, dan industri rumah tangga, seperti: pembuatan kompos, desain grafis, menjahit, pembibitan ikan, peningkatan kualitas kemasan produk UMKM, pembuatan video produk, sablon, dan pelatihan pembukuan sederhana. • BIB mengadakan program agen desa, dimana masyarakat dapat terjun langsung untuk belajar mengimplementasikan budidaya di bidang pertanian, perikanan, dan peternakan, hingga ke pengelolaan industri rumah tangga dan Pusat UMKM. BIB menyediakan bahan-bahan dan mesin-mesin sablon untuk pencetakan label kompos dan kemasan makanan dan minuman di Desa Angsana dan Desa Mustika. Produk akhir akan dijual di Pusat UMKM setempat.	• BIB memberikan pelatihan kepada 28 agen dan warga dari 19 desa di sekitar wilayah operasi BIB di Kalimantan Selatan. Pelatihan tersebut meliputi bidang perikanan, pertanian, peternakan, desain grafis, pengomposan, industri rumahan, pemasaran melalui daring, serta teknik pengolahan pangan higienis. • BIB provided training to 28 agents and residents from 19 villages around BIB's operational in South Kalimantan. The training covers the fields of fishery, agriculture, farming, graphic design, composting, cottage industry, online marketing, and hygienic food processing techniques.

Program Tahun 2022 Programs of 2022	Realisasi Program Program Realizations		
	2022	2021	2020
	• BIB provided assistance in making nursery business with 9 beneficiaries and an increase in income of Rp500,000/month. • BIB provided assistance in making fish sponges from waste hauling tires for 68 fishermen and an increase income of Rp7,000,000/month. • BIB provided assistance in maggot cultivation for 8 beneficiaries and construction of 2 maggot housing units. • BIB provided assistance in the management of unused land as horticultural farming land for 123 beneficiaries and an increase income of Rp7,500,000/month. • BIB provided quail cultivation assistance for 21 beneficiaries and an increase income of Rp1,800,000/month.	• BIB held 14 trainings for the communities with various themes in agriculture, fishery, farming, and home industry, such as: composting, graphic design, sewing, fish breeding, improving the quality of MSME product packaging, making product videos, screen printing, and simple bookkeeping training. • BIB conducted a village agent program, where the communities can go directly to learning to implement cultivation in the fields of agriculture, fishery, and farming, to the management of home industries and the MSME Center. BIB provided screen printing materials and machines for printing compost labels and food and beverage packaging in Angsana Village and Mustika Village. The final product will be sold at the local MSME Center.	
Kemandirian Ekonomi Economic Independency	• Manfaat: memberikan peluang usaha baru bagi masyarakat lokal dan menciptakan lapangan pekerjaan • Keterkaitan dengan Strategi Bisnis Perseroan: mewujudkan komitmen sosial Perseroan untuk meningkatkan kesejahteraan masyarakat di sekitar wilayah operasi entitas anak Perseroan • Benefits: provide new business opportunities for local communities and create jobs opportunities • Relation to the Company's Business Strategy: realize the Company's social commitment to improve community welfare around the operational areas of the Company's subsidiary		Kontribusi atas SDGs Contributions to SDGs 
Pelibatan Masyarakat Community Involvement	-	• BIB memberikan pelatihan menjahit kepada 7 perempuan lokal selama 3 bulan untuk membantu penyediaan sebanyak 600 seragam dan 2.500 masker yang dapat digunakan kembali untuk karyawan BIB dan kontraktor. • BIB provided sewing training to local 7 women for 3 months to help provide 600 uniforms and 2,500 reusable masks for BIB's and contractors' employees.	• Perseroan melalui entitas anak (dahulu) membuka peluang usaha yang melibatkan 6 pengusaha katering lokal dan membuka peluang kerja bagi lebih dari 45 orang penduduk lokal untuk penyediaan jasa katering di 3 lokasi IPP PLTU (Sumatra Selatan, Kalimantan Tengah, dan Kendari). • The Company through its (former) subsidiaries provided business opportunities for 6 local catering entrepreneurs and job opportunities for more than 45 residents to provide catering services in 3 locations of IPP PLTUs (South Sumatra, Central Kalimantan and Kendari).
Kesehatan Health	• Manfaat: menginisiasi efek ganda pada peningkatan kualitas hidup masyarakat lokal • Keterkaitan dengan Strategi Bisnis Perseroan: mewujudkan komitmen sosial Perseroan untuk meningkatkan kualitas hidup masyarakat di sekitar wilayah operasi entitas anak Perseroan • Benefits: initiate a multiplier effect on the improvement of the community's quality of life • Relation to the Company's Business Strategy: realize the Company's social commitment to improve the quality of life of the communities around operational areas of the Company's subsidiary		Kontribusi atas SDGs Contributions to SDGs 
Fasilitas Kesehatan Health Facilities	• BIB melakukan pembangunan sarana dasar air bersih Desa Jombang dengan terbangunnya 1 unit menara air berkapasitas 100 SR. • BIB menginisiasi Desa Ramah Lansia dengan laporan perencanaan awal peningkatan taraf kehidupan bagi 520 orang lansia dan kader kesehatan. • BIB carried out the construction of basic clean water facilities in Jombang Village by constructing 1 unit of water tower with a capacity of 100 SR. • BIB initiated an Elderly Friendly Village with initial plans to improve the standard of living for 520 elderly people and health cadres.	• Perseroan memberikan alat bantu disabilitas kepada Dinas Sosial Jakarta Pusat. • BIB membantu merenovasi rumah masyarakat yang kondisinya belum layak huni termasuk memiliki sanitasi yang buruk dengan tujuan untuk meningkatkan kualitas kesehatan masyarakat sekaligus mendukung program pemerintah 100-0-100 (100% akses air bersih, 0% kumuh, 100% sanitasi lingkungan). • The Company provided disability aids to the Central Jakarta Social Service. • BIB helped renovate community houses that were in poor living condition including poor sanitation with the aim of improving the quality of public health and to support the government's 100-0-100 program (100% access to clean water, 0% slums, 100% environmental sanitation).	• Perseroan menyerahkan bantuan material bangunan untuk pembangunan posyandu di Kampung Gorowong Kaum, Adiarsa Timur, Karawang. • BIB melakukan serah terima Puskesmas di Desa Karang Indah, Kecamatan Angsana, Kabupaten Tanah Bumbu, Kalimantan Selatan. • The Company provided building materials for the construction of integrated health center at Gorowong Kaum Village, Adiarsa Timur, Karawang. • BIB handed over the public health center in Karang Indah Village, Angsana District, Tanah Bumbu Regency, South Sulawesi to the local authorities.

Program Tahun 2022 Programs of 2022	Realisasi Program Program Realizations		
	2022	2021	2020
Sosial dan Budaya Social and Culture	• Manfaat: menginisiasi efek ganda pada peningkatan kualitas hidup masyarakat lokal • Keterkaitan dengan Strategi Bisnis Perseroan: mewujudkan komitmen sosial Perseroan untuk meningkatkan kualitas hidup masyarakat di sekitar wilayah operasi entitas anak Perseroan • Benefits: initiate a multiplier effect on the improvement of the community's quality of life • Relation to the Company's Business Strategy: realize the Company's social commitment to improve the quality of life of the communities around operational areas of the Company's subsidiary		Kontribusi atas SDGs Contributions to SDGs 
Hari Kemerdekaan Independence Day	-	• Perseroan memberikan bantuan dana sosial dalam rangka memperingati hari ulang tahun Republik Indonesia ke-76 kepada masyarakat di sekitar wilayah operasi Perseroan di Jawa Barat. • The Company provided social funds in commemoration of the 76th Independence Day of the Republic of Indonesia to the local communities around the operational activities of the Company in West Java.	• PT DSSP Power Sumsel, dahulu entitas anak, memberikan dana sosial dalam rangka memperingati hari ulang tahun Republik Indonesia ke-75 di beberapa desa di Kecamatan Bayung Lencir, Kabupaten Musi Banyuasin, Sumatra Selatan. • PT DSSP Power Sumsel, formerly a subsidiary, provided social funds in commemoration of the 75th Independence Day of the Republic of Indonesia in several villages in Bayung Lencir District, Musi Banyuasin Regency, South Sumatra.
Keagamaan Religion	• Perseroan memberikan bantuan nutrisi masyarakat dalam rangka perayaan Idul Adha kepada masyarakat di sekitar wilayah operasi Perseroan di Banten dan Jawa Barat. • Perseroan memberikan bantuan dana untuk perayaan Isra Mi'raj 1443 H di wilayah operasi Perseroan di Jawa Barat. • The Company provided community nutrition assistance in celebration of Eid Al-Adha to the community around the Company's operation area in Banten and West Java. • The Company provided financial assistance for the Isra Mi'raj 1443 H celebration in the Company's operation area in West Java.	• Perseroan memberikan bantuan nutrisi masyarakat dalam rangka perayaan Idul Adha kepada masyarakat di sekitar wilayah operasi Perseroan di Jawa Barat. • Perseroan memberikan bantuan dana dalam rangka peringatan Tahun Baru Islam 1443 H. • BIB memberikan bantuan sembako kepada keluarga-keluarga kurang mampu pada lebih dari 19 desa pada hari raya Idul Adha. • BIB memberikan bantuan berupa 1.425 paket sembako pada bulan Ramadhan kepada keluarga-keluarga yang tersebar di 19 desa di Kabupaten Tanah Bumbu, Kalimantan Selatan. • BIB bekerjasama dengan PT SMART Tbk memberikan bantuan berupa 4.800 Liter minyak goreng pada saat penyelenggaraan bazar Ramadhan di Banjarmasin, Kalimantan Selatan. • PT Eka Mas Republik, entitas anak, menyerahkan bantuan berupa makanan untuk berbuka puasa dan uang saku untuk anak-anak di Yayasan Al-Hikmah Denpasar di Kecamatan Denpasar Barat, Kota Denpasar. • The Company provided community nutrition assistance in celebration of Eid Al-Adha to the community around the Company's operational area in West Java. • The Company provided financial assistance in celebration of the Islamic New Year 1443 H. • BIB donated basic food packages to underprivileged families in more than 19 villages during the Eid al-Adha holiday. • BIB provided aid in the form of 1,425 basic food packages during the month of Ramadan to families across 19 villages in Tanah Bumbu Regency, South Kalimantan. • BIB in collaboration with PT SMART Tbk provided aid in the form of 4,800 liters of cooking oil during the Ramadhan bazaar in Banjarmasin, South Kalimantan. • PT Eka Mas Republik, a subsidiary, provided aid in the form of food for breaking the fast and pocket money for children at Denpasar Al-Hikmah Foundation in West Denpasar District, Denpasar City.	• Perseroan dan entitas anak memberikan bantuan untuk perayaan Idul Adha dalam bentuk pembagian hewan kurban kepada masyarakat di wilayah operasi bisnis di Banten, Jawa Barat, Sumatra Selatan, dan Sulawesi Tenggara. • PT DSSP Power Kendari, dahulu entitas anak, memberikan bantuan berupa Al-Quran dan sajadah untuk Masjid Ar-Rahman Dusun IV, Desa Wawatu, Kecamatan Moramo Utara, Kabupaten Konawe Selatan, Sulawesi Tenggara. • PT DSSP Power Sumsel, dahulu entitas anak, memberikan bantuan sembako kepada masyarakat yang kurang mampu menjelang hari raya Idul Fitri di beberapa desa di Kecamatan Bayung Lencir, Kabupaten Musi Banyuasin, Sumatra Selatan. • PT DSSP Power Sumsel, dahulu entitas anak, memberikan bantuan dana kepada beberapa desa di Kecamatan Bayung Lencir, Kabupaten Musi Banyuasin, Sumatra Selatan untuk kegiatan Maulid Nabi Muhammad SAW. • PT SKS Listrik Kalimantan, dahulu entitas anak, menyerahkan bantuan dana untuk perayaan Natal masyarakat di Kecamatan Rungan, Kabupaten Gunung Mas, Kalimantan Tengah. • The Company and its subsidiaries, in celebration of Eid Al-Adha, distributed qurban to the local communities around the operational area of the Company and its subsidiaries in Banten, West Java, South Sumatra, and Southeast Sulawesi. • PT DSSP Power Kendari, formerly a subsidiary, provided assistance in the form of Al-Quran and prayer mats for Ar-Rahman mosque in Dusun IV, Wawatu Village, North Moramo District, South Konawe Regency, Southeast Sulawesi. • PT DSSP Power Sumsel, formerly a subsidiary, provided basic food aid to underprivileged households ahead of Eid Al-Fitr in several villages in Bayung Lencir District, Musi Banyuasin Regency, South Sumatra. • PT DSSP Power Sumsel, formerly a subsidiary, provided financial assistance in celebration of Mawlid of Prophet Muhammad SAW to several villages in Bayung Lencir District, Musi Banyuasin Regency, South Sumatra. • PT SKS Listrik Kalimantan, formerly a subsidiary, provided financial assistance for Christmas celebration in Rungan District, Gunung Mas Regency, Central Kalimantan.

Program Tahun 2022 Programs of 2022	Realisasi Program Program Realizations		
	2022	2021	2020
Penanggulangan Bencana Disaster Management	• Perseroan memberikan bantuan kepada korban gempa di Cianjur, Jawa Barat. • BIB memberikan bantuan sembako bagi pengungsi bencana banjir kepada 200 orang. • BIB memberikan bantuan sembako tahunan bagi rumah tangga miskin sebanyak 100 paket. • The Company provided assistance to flood victims in the vicinity of the Company's captive power plants in Karawang, West Java. • BIB provided basic food assistance for flood disaster refugees to 200 people. • BIB provides annual basic food assistance to poor households in the amount of 100 packages.	• Perseroan memberikan bantuan kepada korban banjir di sekitar wilayah pembangkit listrik *captive* Perseroan di Karawang, Jawa Barat. • Perseroan memberikan bantuan kepada korban bencana erupsi Gunung Semeru melalui Dinas Tenaga Kerja Tangerang Selatan. • Tim tanggap darurat BIB berpartisipasi dalam 6 upaya penyelamatan dan pemulihan pada berbagai bencana banjir di Kalimantan Selatan, gempa bumi di Sulawesi Barat, dan letusan gunung berapi di Jawa Timur. • The Company provided assistance to flood victims in the vicinity of the Company's captive power plants in Karawang, West Java. • The Company provided assistance to victims of the Mount Semeru eruption through the South Tangerang Manpower Office. • BIB's emergency response team participated in 6 rescue and recovery efforts during the various floods in South Kalimantan, the earthquake in West Sulawesi, and the volcanic eruption in East Java.	• BIB memberikan 200 paket sembako untuk korban banjir. • BIB provided 200 food packages to flood victims.
Pembangunan infrastruktur yang Menunjang PPM Infrastructure development that supports PPM [GRI 203-1]	• Manfaat: membantu menyediakan sarana dan prasarana dasar masyarakat lokal dan membantu kelancaran aktivitas sehari-hari masyarakat lokal • Keterkaitan dengan Strategi Bisnis Perseroan: mewujudkan komitmen sosial Perseroan untuk meningkatkan kualitas hidup masyarakat di sekitar wilayah operasi entitas anak Perseroan • Benefits: help provide basic facilities and infrastructure fo the local communities and help facilitate the daily activities of local communities • Relation to the Company's Business Strategy: realize the Company's social commitment to improve the quality of life of the communities around operational areas of the Company's subsidiary		Kontribusi atas SDGs Contributions to SDGs 
Infrastruktur Infrastructure	• Perseroan berpartisipasi pada program "Jabar Caang", yaitu program TJSL yang digagas oleh Dinas Energi dan Sumber Daya Mineral Jawa Barat untuk memberikan akses energi yang terjangkau bagi masyarakat. • PT Eka Mas Republik, entitas anak, melakukan pemasangan akses internet pada lebih dari 80 rumah ibadah di kota-kota yang termasuk cakupan area jaringan MyRepublic. • BIB membangun 1 PAUD di Desa Kertabuwana untuk kapasitas 33 orang. • BIB membangun 1 pabrik pakan dengan kapasitas produksi 1.200 ton/tahun untuk 26 orang penerima manfaat di Desa Karang Indah. • The Company participated in the "Jabar Caang" program, which was a CSER program initiated by the Department of Energy and Mineral Resources of West Java to provide affordable energy access for the community • PT Eka Mas Republik, a subsidiary, has installed internet access in more than 80 houses of worship in cities that are included in the MyRepublic network area. • BIB built 1 PAUD in Kertabuwana Village with a capacity of 33 people. • BIB built 1 animal food factory with a production capacity of 1,200 tonnes/ year for 26 beneficiaries in Karang Indah Village.	• Perseroan berpastisipasi pada program "Jabar Caang", yaitu program TJSL yang digagas oleh Dinas Energi dan Sumber Daya Mineral Jawa Barat untuk memberikan akses energi yang terjangkau bagi masyarakat. • BIB menyediakan sambungan listrik untuk 196 keluarga di Kecamatan Angsana, Kuranji, Sungai Loban, Teluk Kepayang, dan Satui. Program ini diharapkan dapat membantu keluarga dengan anak usia sekolah untuk memiliki kondisi pencahayaan yang lebih baik dibandingkan dengan lampu minyak tanah untuk mengerjakan tugas sekolah di malam hari. • BIB menyelesaikan sambungan listrik dan air untuk air dari reservoir di Pit Andaru untuk dipompa ke masyarakat dan pada saat yang sama membangun menara air yang berfungsi sebagai tempat penampungan saat dibutuhkan. • BIB telah memperdalam dan melebarkan waduk di Desa Trimartani untuk sumber air bersih lain bagi desa tersebut. • The Company participated in the "Jabar Caang" program, which was a CSER program initiated by the Department of Energy and Mineral Resources of West Java to provide affordable energy access for the community. • BIB provided electricity connections for 196 families in Angsana, Kuranji, Sungai Loban, Teluk Kepayang, and Satui sub-districts. This program was aimed to help families with school-age children to have better lighting conditions compared to kerosene lamps to do school work at night. • BIB completed the electrical and water connection for the water from reservoir in Pit Andaru to be pumped to the community and at the same time built a water tower to act as shelter when needed. • BIB had deepened and widened the reservoir in Trimartani Village for another clean water source for the village.	• Perseroan memberikan bantuan pendingin ruangan (AC) untuk masjid At-Taqwa di Desa Adiarsa Timur, Kecamatan Karawang Timur, Kabupaten Karawang, Jawa Barat. • BIB berkolaborasi dengan Perusahaan Daerah Air Minum (PDAM), untuk mengubah reservoir airnya di Andaru di Desa Banjarsari dan Desa Mekarjaya, Kecamatan Angsana, Kabupaten Tanah Bumbu, Kalimantan Selatan yang berisi air danau pit dan sumber air lainnya seperti air hujan menjadi fasilitas air bersih bagi sekitar 1.050 rumah tangga di 3 desa untuk pertanian ikan, pertanian pohon, dan hortikultura. • Perseroan memberikan bantuan dana untuk pemasangan listrik rumah sederhana di wilayah Tertinggal, Terluar, dan Terdepan (3T) di Jawa Barat. • The Company provided air conditioner (AC) for At-Taqwa Mosque in East Adiarsa Village, East Karawang District, Karawang Regency, West Java. • BIB collaborated with the Local Government-Owned Water Utility to convert its water reservoir in Pit Andaru in Banjarsari Village and Mekarjaya Village, Angsana District, Tanah Bumbu Regency, South Kalimantan, containing pit lake water and other sources of water such as rainwater into clean water facilities for around 1,050 households in 3 villages for commercially viable projects such as fish farming, tree farming, and horticulture. • The Company provided financial assistance for the electricity installation of houses in disadvantaged, outermost, and frontier areas in West Java.

Program Tahun 2022 Programs of 2022	Realisasi Program Program Realizations		
	2022	2021	2020
Fasilitas Publik Public Facilities	• Perseroan memberikan bantuan material bangunan untuk pembangunan masjid di sekitar wilayah operasi Perseroan di Serang • Perseroan memberikan bantuan karpet di Masjid At-Taqwa di Desa Adiarsa Timur, Kecamatan Karawang Timur, Kabupaten Karawang, Jawa Barat. • BIB membangun 4 rumah Tahfidz dengan kapasitas 20 orang per rumah untuk fasilitas belajar yang layak dan meningkatkan budaya keagaamaan • BIB membangun pesantren tahap 1 dengan 2 ruang kelas berkapasitas 30 orang per kelas untuk fasilitas pendidikan agama beserta asrama yang mudah di akses di wilayah Kalimantan Selatan • The Company provided building materials for the construction of mosque around the Company's operational area in Serang • The Company donated carpets at the At-Taqwa Mosque in East Adiarsa Village, East Karawang District, Karawang Regency, West Java. • BIB built 4 Tahfidz houses with a capacity of 20 people per house for proper education facilities and increasing religious culture • BIB built phase 1 Islamic boarding school with 2 classrooms with a capacity of 30 people per class for easily accessible religious education facilities and dormitories in the South Kalimantan region	• BIB menyelesaikan konstruksi tahap I pembangunan Pusat UMKM. Slot-slot ruko yang telah selesai dibangun akan digunakan sebagai pasar segar dan kafe. Konstruksi tahap II akan dilakukan pada tahun 2022. • BIB membuat penambahan area futsal pada gedung serbaguna di Desa Makmur. • Sebagai proyek percontohan, BIB merenovasi 3 BUMDes Mart di Desa Wonorejo dan Desa Sebamban Lama sekaligus memberikan dukungan pengadaan barang, baik barang pabrikasi maupun barang hasil UMKM di Desa Mekarjaya. • BIB membantu merenovasi fasilitas publik, termasuk fasilitas kesehatan, di 5 kecamatan di ring 1 BIB. • BIB menyelesaikan konstruksi tahap I pembangunan masjid terapung di Desa Gusunge, Kecamatan Kusan Hilir. Konstruksi tahap II akan dilaksanakan pada awal tahun 2022. • BIB had completed the first phase of the construction of the MSME Center. The shophouse slots that had been completed will be used as fresh markets and cafes. Phase II construction will be carried out in 2022. • BIB added a futsal area to the multipurpose building in Makmur Village. • As a pilot project, BIB renovated 3 BUMDes Marts in Wonorejo Village and Sebamban Lama Village while providing support for procurement of goods, both manufactured goods and MSME products in Mekarkaya Village. • BIB helped renovate public facilities, including health facilities, in 5 sub-districts in ring 1 of BIB. • BIB had completed the first phase of construction of the floating mosque at Gusunge Village, Kusan Hilir Districts. Phase II construction will be carried out in early 2022.	• PT DSSP Power Sumsel, dahulu entitas anak, memberikan bantuan pendingin ruangan (AC) untuk Kantor Kecamatan Bayung Lencir, Sumatra Selatan. • Perseroan memberikan bantuan pendingin ruangan (AC) untuk Masjid At-Taqwa di Desa Adiarsa Timur, Kecamatan Karawang Timur, Kabupaten Karawang, Jawa Barat. • PT DSSP Power Sumsel, formerly a subsidiary, provided air conditioner for the District Office of Bayung Lencir, South Sumatra. • The Company provided air conditioner for At-Taqwa Mosque in East Adiarsa Village, East Karawang District, Karawang Regency, West Java.
Pengelolaan Lingkungan Sekitar yang Berkelanjutan Sustainable Management of Surrounding Environment	• Manfaat: menginisiasi efek ganda pada peningkatan kualitas hidup masyarakat lokal • Keterkaitan dengan Strategi Bisnis Perseroan: mewujudkan komitmen sosial Perseroan untuk meningkatkan kualitas hidup masyarakat di sekitar wilayah operasi entitas anak Perseroan • Benefits: initiate a multiplier effect on the improvement of the community's quality of life • Relation to the Company's Business Strategy: realize the Company's social commitment to improve the quality of life of the communities around operational areas of the Company's subsidiary		Kontribusi atas SDGs Contributions to SDGs 
Penanaman Benih Pohon Bersama Masyarakat dan Penyuluhan Masyarakat Planting Tree Seeds with the Community and Community Counseling	• BIB melakukan penanaman benih pohon bakau dan/atau buah bersama masyarakat lokal. • BIB planted mangrove and/or fruit tree seeds with local communities.	• Penanaman benih pohon bakau dan/atau buah Bersama masyarakat local serta penyuluhan dan pengelolaan sampah di Desa Angsana, Girimulya, Rantau Ikil, Talang Silunko, Tanjung Belit, Tebat, Rawas Ilir. • Planting mangrove seeds and/or fruits together with local community, as well as counseling and managing waste in Angsana Village, Girimulya, Rantau Ikil, Talang Silunko, Tanjung Belit, Tebat, Rawas Ilir.	• Penanaman benih pohon bakau dan/atau buah Bersama masyarakat lokal serta penyuluhan dan pengelolaan sampah di Desa Sumber Baru, Tegal Sari, Tibarau Panjang, Karang Indah, Tanjung Belit, Tebat, Baru Balai Panjang, Pulau Jelemu, Petenun, Rantau Ikil, Bungo, Talang Silunko, Musi Rawas Utara, Rawas Ilir • Planting mangrove seeds and/or fruits together with local community, as well as counseling and managing waste in Sumber Baru Village, Tegal Sari, Tibarau Panjang, Karang Indah, Tanjung Belit, Tebat, Baru Balai Panjang, Jelemu Island, Petenun, Rantau Ikil, Bungo, Talang Silunko, Musi Rawas Utara, Rawas Ilir.
Pembentukan Kelembagaan Komunitas Masyarakat dalam Menunjang Kemandirian PPM Establishment of Community Organization in Supporting PPM Independence	• Manfaat: menginisiasi efek ganda pada peningkatan kesejahteraan masyarakat lokal • Keterkaitan dengan Strategi Bisnis Perseroan: mewujudkan komitmen sosial Perseroan untuk meningkatkan kualitas hidup masyarakat di sekitar wilayah operasi entitas anak Perseroan • Benefits: initiate a multiplier effect on the improvement of the community's welfare • Relation to the Company's Business Strategy: realize the Company's social commitment to improve the quality of life of the communities around operational areas of the Company's subsidiary		Kontribusi atas SDGs Contributions to SDGs 

Program Tahun 2022 Programs of 2022	Realisasi Program Program Realizations		
	2022	2021	2020
Pelatihan tentang Organisasi Masyarakat Training on Community Organization	• BIB memberikan pelatihan dan seminar tentang organisasi masyarakat dan pengembangan kelompok usaha bersama dalam bentuk koperasi binaan dengan jumlah anggota sebanyak 66 orang. • BIB provided training and seminars on community organization and development of joint business group in the form of fostered cooperatives with a total of 66 members.	• Pemberian pelatihan maupun seminar tentang organisasi masyarakat dan pengembangan kelompok usaha bersama di Desa Angsana, Girimulya, Rantau Ikil, Talang Silunko, Tanjung Belit, Tebat, Rawas Ilir. • Training and workshops concerning community organization and development of joint business group in Angsana Village, Girimulya, Rantau Ikil, Talang Silunko, Tanjung Belit, Tebat, Rawas Ilir.	• Pemberian pelatihan maupun seminar tentang organisasi masyarakat dan pengembangan kelompok usaha bersama di Desa Sumber Baru, Tegal Sari, Tibarau Panjang, Karang Indah, Tanjung Belit, Tebat, Baru Balai Panjang, Pulau Jelemu, Petenun, Rantau Ikil, Bungo, Talang Silunko, Musi Rawas Utara, Rawas Ilir. • Training and workshops concerning community organization and development of joint business group in Sumber Baru Village, Tegal Sari, Tibarau Panjang, Karang Indah, Tanjung Belit, Tebat, Baru Balai Panjang, Jelemu Island, Petenun, Rantau Ikil, Bungo, Talang Silunko, Musi Rawas Utara, Rawas Ilir.

Dampak Program Tahun 2022 untuk Masyarakat	The Impact of the 2022 Programs on Society
Pemberdayaan Ekonomi • pengentasan 891 Kepala Keluarga (KK) miskin dari total 1.133 KK miskin (78%) yang tersebar di 19 desa di ring-1 wilayah operasi BIB, yang dilakukan melalui program pemberdayaan keekonomian (pertanian, perikanan, peternakan, dan industri rumah tangga) • peningkatan perputaran ekonomi di sekitar wilayah operasi tambang BIB melalui kemitraan penyediaan katering dari 2.481 KK kelompok wirausaha binaan dari program pertanian, peternakan, perikanan, dan dan industri rumah tangga • pembentukan UMKM *Center* dan Koperasi Kelompok Binaan sebagai wadah hilirisasi komoditas yang dihasilkan oleh kelompok wirausaha binaan	**Economic Empowerment** • alleviation of 891 poor households from a total of 1,133 poor households (78%) spread across 19 villages in ring-1 of BIB's operating area, which is carried out through economic empowerment programs (agriculture, fisheries, animal husbandry, and home industries) • increased economic turnover around BIB's mining operations through partnerships providing catering from 2,481 households assisted entrepreneurial groups from agriculture, animal husbandry, fisheries, and home industry programs • the establishment of MSME Centers and Cooperatives of Assisted Groups as a forum for downstreaming commodities produced by fostered entrepreneurial groups
Peningkatan Kesehatan dan Penyediaan Air Bersih • pengadaan program intervensi *stunting* BIB terhadap 163 anak melalui program ketahanan pangan dan penyediaan sarana air bersih sebanyak 2.668 SR • pemanfaatan kolam Andaru (*void* bekas tambang) sebagai sumber air bersih bagi 605 KK di 2 desa	**Health Improvement and Clean Water Provision** • procurement of BIB stunting intervention programs for 163 children through food security programs and the provision of clean water facilities as many as 2,668 SR • utilization of Andaru pond (void ex-mine) as a source of clean water for 605 households in 2 villages
Ekonomi Sirkuler dan Pemanfaatan Limbah • pelaksanaan ekonomi sirkuler sebagai upaya nol sampah melalui program keekonomian yang terintegrasi menjadi budidaya belatung, pupuk cair dan kompos, biogas, dan pakan ternak (ikan dan unggas) • pemanfaatan sebanyak 3.834 limbah ban bekas kendaraan *hauling* sebagai 426 rumpon ikan	**Circular Economy and Waste Utilization** • implementation of circular economy as an effort to zero waste through an integrated economic program into maggot cultivation, liquid fertilizer and compost, biogas, and animal feed (fish and poultry) • utilization of 3,834 waste tires used by hauling vehicles as 426 fish sponges
Pemanfaatan Lahan • pemanfaatan lahan tidur seluas 23,1 ha untuk program ketahanan pangan, bank bibit sebagai dukungan atas kegiatan reklamasi, dan peningkatan taraf ekonomi masyarakat • pemanfaatan lahan bekas tambang seluas 10 ha oleh mitra dan masyarakat setempat sebagai tempat pelatihan pertanian, peternakan, dan perikanan	**Land Use** • utilization of 23.1 ha of sleeping land for food security programs, seed banks as support for reclamation activities, and improving the economic level of the community • utilization of 10 ha of ex-mining land by partners and local communities as a training ground for agriculture, animal husbandry, and fisheries
Peningkatan Kompentensi Masyarakat Lokal • peningkatan kompetensi bagi 66 orang masyarakat lokal untuk memenuhi kebutuhan tenaga operator tambang (tahap-1) melalui pengadaan pelatihan operator regular dengan bekerjasama dengan Balai Latihan Kerja (pemda) dan Universitas Lambung Mangkurat (akademisi) • peningkatan kompetensi bagi 70 orang masyarakat lokal melalui pengadaan pelatihan-pelatihan kewirausahaan seperti memasak, menjahit, pembuatan kriya, pemasaran, dan keuangan untuk meningkatkan iklim *entrepreneur* pada masyarakat sekitar tambang	**Improving Local Community Competencies** • competency improvement for 66 local communities to meet the needs of mine operator personnel (phase-1) through the provision of regular operator training in collaboration with the Job Training Center (pemda) and Lambung Mangkurat University (academics) • competency improvement for 70 local communities through the provision of entrepreneurship trainings such as cooking, sewing, craftsmaking, marketing, and finance to improve the entrepreneurial climate in communities around the mine

Melalui program-program yang dilakukan, Perseroan berharap dapat memberikan dampak positif, baik secara langsung maupun tidak langsung, bagi kesejahteraan masyarakat, termasuk meningkatkan kapasitas dan kualitas calon tenaga kerja lokal, memberdayakan masyarakat, meningkatkan edukasi bagi siswa-siswa lokal, serta memperbaiki tingkat kesehatan, kualitas hidup, dan ekonomi masyarakat.

Through such programs, the Company expects to provide a positive impact, either directly or indirectly, for the welfare of the communities, including to increase the capacity and quality of prospective local workers, empower communities, improve education for local students, and improve the health, quality of life, and economy of the community.

Perseroan melalui entitas anak menunjuk Lembaga Penyelidikan Ekonomi dan Masyarakat Fakultas Ekonomi Universitas Indonesia (LPEM FEUI), sebagai pihak independen, untuk mengestimasi kesejahteraan masyarakat yang bermukim di desa-desa di lingkar tambang (ring-1, ring-2, dan ring-3), dengan kondisi kesejahteraan

The Company through subsidiary appoints the Institute for Economic and Social Research, Faculty of Economics, University of Indonesia (LPEM FEUI), as an independent party, to estimate the welfare of the people who live in villages around the mining area (ring-1, ring-2, and ring-3), with the welfare conditions of the community around

masyarakat sekitar tambang pada awal tahun 2018. Dampak akan diukur berdasarkan capaian Indeks Pembangunan Manusia (IPM) yang dilakukan menggunakan metode *social return on investment* dengan melibatkan semua pemangku kepentingan terkait.

the mine in early 2018. The impact will be measured based on the achievement of the Human Development Index (HDI) which is carried out using the social return on investment method involving all relevant stakeholders.

Hasil survei kondisi kesejahteraan masyarakat sekitar tambang pada awal tahun 2018 ditunjukkan pada tabel sebagai berikut:

The results of survey on the welfare conditions of the communities around the mine in early 2018 are shown in the following table:

Kecamatan Sub-District	Indeks Kesehatan Health Index	Indeks Pendapatan Income Index	Indeks Pendidikan Education Index		IPM HDI
Angsana	82,04		73,36	57,81	71,07
Kuranji	78,65		68,32	49,88	65,62
Kusan Hulu	75,26		66,88	49,54	63,89
Satui	75,34		69,87	52,49	65,90
Sungai Loban	74,89		70,33	47,50	64,24
Indeks di Seluruh Daerah Sampel **Index across the Entire Sample Areas**	**75,66**		**69,91**	**52,33**	**65,97**

Sumber / Source : Survei Sosial Ekonomi Masyarakat Sekitar Tambang, LPEM-FEUI, 2018

Perseroan melalui entitas anak berencana melakukan evaluasi atas dampak dari program PPM yang diimplementasikan pada tahap pembangunan kapasitas tahun 2018-2022 pada tahun 2023, dengan survei sosial ekonomi masyarakat sekitar tambang LPEM-FEUI tahun 2018 sebagai landasan survei. Hasil evaluasi atas dampak dari program PPM akan dibandingkan dengan target IPM yang ditetapkan sesuai standar nasional, yaitu 70,81.

The Company through its subsidiaries plans to evaluate the impact of the PPM program implemented in the capacity building phase of 2018-2022, in 2023, with a socio-economic survey of communities around the LPEM-FEUI mine in 2018 as the basis for the survey. The evaluation results on the impact of the PPM program will be compared with the HDI target set according to national standards, which is 70.81.

Secara internal, Perseroan melalui entitas anak telah melakukan evaluasi program lingkungan dan sosial yang telah dilaksanakan pada tahun 2022 dan menyimpulkan bahwa program yang dijalankan dapat ditingkatkan di tahun-tahun berikutnya. [GRI 3-3-e]

Internally, the Company through its subsidiaries has carried out evaluation of environmental and social programs that have been implemented in 2022 and concludes that the programs implemented can be improved in the following years. [GRI 3-3-e]

Penghargaan PPM
PPM Awards

Perseroan melalui BIB, menerima penghargaan Subroto untuk kategori Program PPM Paling Inovatif dari ESDM pada tahun 2022.

The Company, through BIB, received the Subroto award for the category of the Most Innovative PPM Program from ESDM in 2022.

Pada tahun 2022, Perseroan dan entitas anak tidak menerima laporan pelanggaran terkait isu sosial dan kemasyarakatan yang signifikan.

In 2022, the Company and its subsidiaries did not receive any whistleblowing reports related to the significant social and community issues.

Tanggung Jawab Produk [GRI 2-25-a]

Product Responsibility

Kebijakan

Policy

Perseroan menyadari dan menghormati hak pelanggan untuk mendapatkan produk dan/atau jasa yang baik dan aman yang sesuai dengan kebutuhan pelanggan. Oleh karena itu, Perseroan menaruh perhatian yang besar terhadap kepuasan pelanggan dan menerapkan kebijakan-kebijakan antara lain sebagai berikut:

- melengkapi setiap kegiatan usaha dengan perizinan dan sertifikasi yang dibutuhkan
- menyusun, menelaah, dan memperbaiki SOP secara berkala agar aktivitas Perseroan dan entitas anak dapat dilakukan sesuai

The Company realizes and respects customers' right to obtain good and safe products and/or services, that are in accordance with customers' needs. Therefore, the Company pays great attention to customer satisfaction and implements the following policies:

- equip every business activity with the necessary permits and certifications
- prepare, review, and periodically improve relevant SOPs so that the activities of the Company and its subsidiaries can be carried

dengan peraturan dan standar keselamatan dan kesehatan yang wajar, dan lazim, serta tetap relevan dengan kondisi dan perkembangan bisnis
- melakukan proses tender yang adil dan bebas dari unsur korupsi, kolusi, dan nepotisme dalam menyeleksi mitra usaha

- menerapkan sistem manajemen mutu secara menyeluruh dalam melaksanakan proses bisnis untuk menjaga kualitas produk dan/atau jasa
- mendapatkan sertifikasi berstandar internasional di bidang Sistem Manajemen Mutu ISO
- mengedepankan dan mengembangkan proses yang inovatif dan terukur, termasuk dalam memanfaatkan teknologi digitalisasi, yang sesuai dengan perkembangan zaman serta terus mengembangkan kualitas jasa dan produk yang ditawarkan sehingga semakin dapat memenuhi kebutuhan dan harapan pelanggan
- melakukan verifikasi kualitas, sebagaimana relevan, sebelum produk dan/atau jasa dikirimkan ke pelanggan
- memberikan layanan yang adil dan setara kepada seluruh pelanggan dan calon pelanggan dengan tidak membeda-bedakan suku, agama, dan ras
- melakukan evaluasi secara berkala terhadap proses produksi, kualitas produk, dan proses distribusi
- membuka akses kepada para pemangku kepentingan untuk memberikan kritik, saran, dan masukan untuk perbaikan berkelanjutan

out in accordance with reasonable and customary safety and health regulations and standards, and remain relevant to business conditions and developments
- conduct a tender process that is fair and free from elements of corruption, collusion, and nepotism in selecting business partners
- implement a comprehensive quality management system in carrying out business processes to maintain product and/or service quality
- obtain an international standard certification in the field of ISO Quality Management System
- prioritize and develop innovative and measurable processes, including in utilizing digitalization technology, that are in accordance with the latest trends and continue to improve the quality of services and products offered so as to be more suitable with customer needs and expectations

- verify the quality, as relevant, before the products and/or services are delivered to the customers
- provide fair and equal service to all customers and potential customers without discriminating against ethnicity, religion, and race
- conduct periodic evaluations of the production process, product quality, and distribution process
- open access to stakeholders to provide criticism, suggestions, and inputs for continuous improvements

Perseroan berkomitmen untuk menawarkan produk dan jasa yang aman dan berkualitas kepada para pelanggannya. Perseroan memastikan bahwa seluruh produk dan jasa yang dipasarkan oleh Perseroan telah memenuhi standar dan peraturan yang berlaku sehingga diharapkan tidak memberikan dampak negatif kepada para pelanggan. [GRI 3-3-c]

The Company is committed to offering safe and quality products and services to its customers. The Company ensures that all products and services marketed by the Company have complied with prevailing standards and regulations, thus it is expected to have no negative impact on customers. [GRI 3-3-c]

Dengan senantiasa bertanggungjawab terhadap produk dan jasa yang dihasilkan, Perseroan berharap dapat mempertahankan hubungan baik dengan pelanggan, meningkatkan reputasi dan daya saing, dan membuka peluang bagi Perseroan dan entitas untuk membangun kerjasama-kerjasama baru yang positif.

By always being responsible for the products and services produced, the Company expects to maintain good relations with customers, improve reputation and competitiveness, and open opportunities for the Company and its subsidiaries to build new positive cooperations.

Program

Berikut ini adalah beberapa program terkait tanggung jawab produk yang telah dilaksanakan oleh Perseroan dan entitas anak pada tahun 2020 hingga 2022: [GRI 2-22] [GRI 3-3-d]

Programs

The followings were some of the programs related to product responsibility that had been implemented by the Company and its subsidiaries from 2020 to 2022: [GRI 2-22] [GRI 3-3-d]

	Realisasi Program Tahun 2020-2022 Program Realizations in 2020-2022	
Penerapan Manajemen Mutu Implementation of Quality Management	• Manfaat: menciptakan suasana yang harmonis dengan para pemangku kepentingan • Keterkaitan dengan Strategi Bisnis Perseroan: memenuhi kebutuhan dan/atau harapan pelanggan dengan lebih baik • Benefits: create harmonious atmosphere with stakeholders • Relation to the Company's Business Strategy: meet the needs and/or expectations of customers better	Kontribusi atas SDGs Contributions to SDGs 
Bisnis Pertambangan dan Perdagangan Batu Bara Coal Mining and Trading Business	• Perseroan melalui entitas anak melakukan penambangan batu bara secara terkontrol untuk menghasilkan kualitas batu bara yang sesuai spesifikasi yang diinginkan pelanggan. • Perseroan melalui entitas anak melakukan penyimpanan dan pengiriman batu bara secara hati-hati untuk menjaga kualitas dan kuantitas produk. • Perseroan melalui entitas anak melakukan pengiriman batu bara melalui terminal khusus untuk menjamin pelaksanaan dan ketepatan waktu pengiriman. • Perseroan melalui entitas anak melakukan pengecekan sampel batu bara melalui pihak independen. • Perseroan menyediakan informasi terkait produk dan/atau jasa di situs web Perseroan dan senantiasa melakukan pemutakhiran secara berkala.	

	Realisasi Program Tahun 2020-2022 Program Realizations in 2020-2022
	• The Company through its subsidiaries implemented a controlled coal mining process in order to produce coals that satisfy the specifications required by customers. • The Company through its subsidiaries conducted careful storage and coal shipment in order to maintain product quality and quantity. • The Company through its subsidiaries conducted coal delivery through special terminals in order to ensure delivery and punctuality. • The Company through its subsidiaries conducted coal sample checks using independent parties. • The Company provided information related to its products and/or services on the Company's website and had kept it updated regularly.
Bisnis Penyediaan Tenaga Listrik dan Uap Power and Steam Generation	• Perseroan senantiasa berupaya menerapkan manajemen mutu yang baik dan konsisten di setiap unit pembangkit listrik. • Perseroan melakukan pemeliharaan terjadwal pembangkit listrik dan jaringan infrastruktur yang dimiliki. • Perseroan menyediakan informasi terkait produk dan/atau jasa di situs web Perseroan dan senantiasa melakukan pemutakhiran secara berkala. • The Company had always sought to implement good and consistent quality management in each of its power plant unit. • The Company performed scheduled maintenance of power plants and infrastructure networks owned. • The Company provided information related to its products and/or services on the Company's website and had kept it updated regularly.
Bisnis Teknologi Technology Business	• Perseroan melalui entitas anak melakukan evaluasi dan berupaya mengembangkan layanan pelanggan yang lebih baik. • Perseroan melalui entitas anak melakukan peningkatan layanan pelanggan dengan meningkatkan jumlah petugas dan mempersingkat waktu tanggapan. • Perseroan menyediakan informasi terkait produk dan/atau jasa di situs web Perseroan dan senantiasa melakukan pemutakhiran secara berkala. • The Company through its subsidiaries had evaluated and sought to develop better customer service. • The Company through its subsidiaries had improved its customer service by increasing the number of staff and reducing response time. • The Company provided information related to its products and/or services on the Company's website and had kept it updated regularly.
Bisnis Perdagangan Pupuk dan Bahan Kimia Fertilizer and Chemical Trading Business	• Perseroan melalui entitas anak melakukan evaluasi dan berupaya mengembangkan layanan pelanggan yang lebih baik. • Perseroan melalui entitas anak melakukan uji coba di lapangan terlebih dahulu atas produk-produk baru yang akan dikomersialkan. • Perseroan menyediakan informasi terkait produk dan/atau jasa di situs web Perseroan dan senantiasa melakukan pemutakhiran secara berkala. • The Company through its subsidiaries had evaluated and sought to develop better customer service. • The Company through its subsidiaries conducted field trials on new products to be commercialized. • The Company provided information related to its products and/or services on the Company's website and had kept it updated regularly.

Sertifikasi dan Penerapan Standar
Certifications and Application of Standards

Perseroan melalui BIB, mempertahankan penerapan standar wajib Sistem Manajemen Keselamatan Pertambangan dengan mengacu pada Keputusan Menteri ESDM No. 1827 K/30/MEM/2018 tahun 2018 tentang Pedoman Pelaksanaan Kaidah Teknik Pertambangan yang Baik dan standar internasional ISO14001 terkait Sistem Manajemen Pengelolaan Lingkungan serta ISO45001 terkait Sistem Manajemen Keselamatan.

The Company, through BIB, maintains the implementation of mandatory standards for the Mining Safety Management System by referring to Decree of the Minister of Energy and Mineral Resources No. 1827 K/30/MEM/2018 of 2018 on Guidelines for the Implementation of Good Mining Engineering Principles and international standards ISO14001 related to Environmental Management Systems and ISO45001 related to Safety Management Systems.

Pada tahun 2022, seluruh produk telah diuji keamanannya melalui pengawasan dan evaluasi yang ketat sebelum produk dan/atau jasa dikirimkan kepada pelanggan, sehingga tidak terdapat produk dan/atau jasa yang ditarik kembali. Perseroan dan entitas anak juga tidak menerima laporan pelanggaran yang signifikan terkait isu tanggung jawab produk.

In 2022, all products have been tested for safety through strict supervision and evaluation before the products and/or services were distributed to customers, so that there were no recalled products and/or services. The Company and its subsidiaries also did not receive significant reports of violations related to product liability issues.

Praktik Operasi yang Wajar [GRI 2-25-a]

Kebijakan

Perseroan berkeyakinan bahwa bisnis yang berkelanjutan tidak hanya harus memenuhi hukum dan peraturan yang berlaku, namun juga harus beretika. Oleh karena itu, Perseroan senantiasa berupaya melakukan transaksi dengan mitra bisnis berdasarkan prinsip

Fair Operating Practices [GRI 2-25-a]

Policy

The Company believes that a sustainable business should not only comply with prevailing laws and regulations, but should also be ethical. Therefore, the Company always seeks to conduct transactions with business partners based on the principles of

kewajaran dan kesetaraaan dengan berpedoman pada Kebijakan Tata Kelola Perusahaan, Kode Etik, dan Budaya Perusahaan.

Perseroan berharap bahwa dengan menjalankan bisnis dengan berpegang pada etika yang baik, Perseroan dapat menjaga kinerja bisnis, mempertahankan reputasi, dan menjaga hubungan baik dengan para pelaku dan mitra usaha, pemerintah, serta para pemangku kepentingan lainnya.

Perseroan berkomitmen untuk menjalankan kegiatan operasi yang mengedepankan etika bisnis dan melakukan persaingan usaha yang sehat. Perseroan juga senantiasa berupaya untuk membangun kepercayaan serta menjaga reputasi dengan meningkatkan kualitas produk dan layanan.

Program

Berikut ini adalah beberapa program terkait praktik operasi yang wajar yang telah dilaksanakan oleh Perseroan dan entitas anak pada tahun 2020 hingga 2022: [GRI 2-22]

fairness and equality by referring to the Corporate Governance Policy, Code of Conduct, and Corporate Culture.

The Company expects that by conducting business by adhering to good ethics, the Company can maintain business performance, reputation, and good relations with other business actors and partners, the government, and other stakeholders.

The Company is committed to conducting operations that prioritize business ethics as well as to conducting fair business competition. The Company also always seeks to build trust and maintain its reputation by improving the quality of products and services.

Programs

The followings were some of the programs related to fair operating practices that had been implemented by the Company and its subsidiaries from 2020 to 2022: [GRI 2-22]

Realisasi Program Tahun 2020-2022 Program Realizations in 2020-2022		
Penerapan Praktik Operasi yang Wajar Implementation of Fair Operating Practices	• Manfaat: menciptakan suasana yang harmonis dengan para pemangku kepentingan • Keterkaitan dengan Strategi Bisnis Perseroan: memenuhi kebutuhan dan/atau harapan pelanggan • Benefits: create harmonious atmosphere with stakeholders • Relation to the Company's Business Strategy: meet the needs and/or expectations of customers better	Kontribusi atas SDGs Contributions to SDGs 
• **Penerapan GCG** Perseroan menerapkan prinsip-prinsip GCG pada setiap lini bisnis Perseroan dan entitas anak. Informasi selengkapnya mengenai penerapan GCG di dalam Perseroan dapat dilihat pada bagian Governansi Korporat. • **Kebijakan Pengadaan Barang dan/atau Jasa** Perseroan memiliki kebijakan dan SOP terkait dengan pengadaan barang dan/atau jasa yang diterapkan dengan tujuan untuk memastikan bahwa setiap transaksi dengan pemasok maupun kontraktor dapat terlaksana secara wajar. Informasi lain terkait dengan Kebijakan Pengadaan Barang dan/atau Jasa dapat dilihat pada bagian Governansi Korporat, sub-bagian Kebijakan Tata Kelola. • **Sistem Pelaporan Pelanggaran** Perseroan memiliki sistem pelaporan pelanggaran yang dibentuk dengan tujuan untuk memberikan akses kepada para pemangku kepentingan untuk dapat menyampaikan laporan pelanggaran kepada Perseroan. Informasi lain terkait dengan Sistem Pelaporan Pelanggaran dapat dilihat pada bagian Governansi Korporat, sub-bagian Unit Audit Internal.		• **Implementation of GCG** The Company applies the principles of GCG in each business line of the Company and its subsidiaries. More information regarding the implementation of GCG within the Company can be seen in the Corporate Governance section. • **Procurement of Goods and/or Services Policy** The Company has a policy and SOP related to the procurement of goods and/or services that are implemented with the aim of ensuring that every transaction with suppliers and contractors can be carried out fairly. Other information related to Procurement of Goods and/or Services Policy can be found in the Corporate Governance section, Corporate Governance Policy subsection. • **Whistleblowing System** The Company has a whistleblowing system that was established with the aim of providing access to stakeholders to be able to submit whistleblowing reports to the Company. Other information related to Whistleblowing System can be seen in the Corporate Governance section, Internal Audit Unit subsection.

Pada tahun 2022, Perseroan dan entitas anak tidak mendapatkan laporan pelanggaran terkait kegiatan operasi.

In 2022, the Company and its subsidiaries did not receive any whistleblowing reports related to operating activities.

Aspek Lingkungan Hidup [GRI 2-25-a]

Environmental Aspects [GRI 2-25-a]

Kebijakan

Perseroan menyadari bahwa kegiatan usaha Perseroan dan entitas anak, terutama di bidang pertambangan batu bara, memiliki dampak dan risiko langsung maupun tidak langsung terhadap lingkungan. Oleh karenanya, Perseroan dan entitas anak perlu melakukan perencanaan dan pengelolaan lingkungan yang semakin baik agar dapat senantiasa menjaga, mengembalikan, dan/atau meningkatkan kualitas lingkungan hidup di wilayah operasi selama dan pasca operasi. [GRI 3-3-b]

Policy

The Company realizes that the business activities of the Company and its subsidiaries, especially in the coal mining sector, have direct and indirect impacts and risks on the environment. Therefore the Company and its subsidiaries need to carry out better environmental planning and management in order to always maintain, restore, and/or improve the quality of the environment in the operating area during and after operations. [GRI 3-3-b]

Perseroan berkomitmen untuk senantiasa menjaga kualitas lingkungan hidup di setiap wilayah operasi Perseroan dan entitas anak dan mendukung rencana emisi nol bersih pemerintah dalam transformasi ekonomi Indonesia. [GRI 3-3-c]

Secara umum, strategi keberlanjutan Perseroan di bidang lingkungan difokuskan pada kepatuhan, pencegahan pencemaran - termasuk upaya-upaya dekarbonisasi, peningkatan efisiensi penggunaan sumber daya alam, serta pengurangan dan pengelolaan limbah. Seluruh komponen limbah yang dihasilkan dari kegiatan operasional Perseroan dipantau dan dikelola oleh Perseroan dan entitas anak dengan memperhatikan baku mutu sebagaimana telah ditetapkan pemerintah.

Perseroan berupaya mengikutsertakan semua pemangku kepentingan yang berada di dalam dan di sekitar wilayah operasi Perseroan untuk turut aktif dalam pengelolaan lingkungan, salah satunya dengan menjaga kebersihan di dalam dan di sekitar wilayah operasi Perseroan dan entitas anak.

Secara khusus, pembahasan untuk aspek pengelolaan lingkungan hidup akan difokuskan pada kinerja bisnis pertambangan batu bara dari operasi pertambangan BIB yang merupakan kontributor terbesar pendapatan usaha Perseroan. Laporan keberlanjutan untuk kegiatan pertambangan BIB dirilis untuk yang pertama kalinya oleh Perseroan dalam laporan tahunan Perseroan tahun 2019. Laporan keberlanjutan BIB ini juga dirilis oleh GEAR sejak tahun 2017 dan GEMS sejak tahun 2021.

Untuk melaksanakan kegiatan penambangan, BIB mengembangkan kebijakan umum keselamatan pertambangan dan lingkungan hidup (KPLH) yang mengacu kepada peraturan perundangan serta kaidah pertambangan yang baik. KPLH ini menjelaskan komitmen dan program kerja terukur BIB dalam melakukan integrasi keberlanjutan, pengelolaan dan perlindungan lingkungan dan keanekaragaman hayati, pengelolaan dan pemanfaatan energi berwawasan lingkungan secara efektif dan efisien, serta upaya reklamasi lahan pasca penambangan secara optimal. Setiap program kerja BIB dipantau, diukur, didokumentasi, dan dievaluasi secara berkala untuk dilakukan perbaikan secara berkelanjutan. BIB mengatur setiap pekerjaan penambangan, termasuk pengelolaan lingkungan, dalam SOP dan *job safety environmental analysis*.

BIB telah memperoleh sertifikasi ISO 14001:2015 terkait Sistem Manajemen Lingkungan dari British Standards Institution (BSI). Audit atas sertifikasi ISO 14001:2015 telah dilakukan oleh Sucofindo, auditor eksternal, pada tahun 2021 bersamaan dengan audit pengawasan ISO 45001:2018. BIB telah memperbaharui sertifikasi ISO 14001:2015 dan ISO 45001:2018 dengan masa berlaku hingga 1 November 2024. Tidak ada nilai yang diberikan untuk pelaksanaan audit ini, namun sertifikat yang diberikan kepada BIB menyatakan tidak terdapat temuan signifikan. Perseroan berharap bahwa dengan penerapan ISO 45001:2018, Perseroan dapat mengurangi cedera dan penyakit akibat kerja di BIB dan karenanya dapat meningkatkan produktivitas kerja Perseroan.

The Company is committed to always maintain the quality of the environment in every operation area of the Company and its subsidiaries and support the government's net zero emission plan in the transformation of Indonesia's economy. [GRI 3-3-c]

Generally, the Company's sustainability strategy in the environmental sector is focused on compliance, pollution prevention - including decarbonization efforts, and efficiency improvement of the use of natural resources, as well as waste reduction and management. All components of waste generated from the Company's operational activities are continuously monitored and managed by the Company and its subsidiaries by considering the quality standards as set by the government.

The Company seeks to involve every stakeholder, both in and around the Company's operation areas, to be active in environmental management activities, e.g. by maintaining cleanliness in and around the Company and its subsidiaries' operation areas.

In particular, the discussion on environmental management aspects focuses on the performance of coal mining business from the mining operations of BIB which is the largest contributor to the Company's revenues. The sustainability report for BIB mining activities was released for the first time by the Company in the Company's 2019 annual report. This BIB sustainability report has also been released by GEAR since 2017 and GEMS since 2021.

To carry out mining activities, BIB develops a general mining safety and environment policy (KPLH) that refers to good mining laws and regulations. This KPLH explains BIB's commitment and measurable work program in integrating sustainability, managing and protecting the environment and biodiversity, managing and utilizing environmentally sound energy effectively and efficiently, as well as optimal post-mining land reclamation efforts. Each BIB work program is monitored, measured, documented, and evaluated periodically for continuous improvement. BIB regulates every mining job, including environmental management, in SOPs and job safety environmental analysis.

BIB has obtained ISO 14001:2015 certification on the Environmental Management System from British Standards Institution (BSI). An audit of ISO 14001:2015 was carried out by Sucofindo, an external auditor, in 2021 simultaneously with ISO45001:2018 surveillance audit. BIB has renewed the ISO 14001:2015 and ISO 45001:2018 certifications with validity period until November 1, 2024. No score was given for the implementation of audit, however the certificate given to BIB stated that there were no significant findings. The Company expects that with the implementation of ISO 45001:2018, the Company can reduce work-related injuries and illnesses at BIB and therefore increase the Company's work productivity.

Sistem Manajemen Lingkungan
Environment Management System



Program

Berikut ini adalah beberapa program terkait aspek lingkungan yang telah dilaksanakan oleh Perseroan dan entitas anak pada tahun 2020 hingga 2022: [GRI 2-22] [GRI 3-3-d]

Programs

The following were some of the programs related to environmental aspect that had been implemented by the Company and its subsidiaries from 2020 to 2022: [GRI 2-22] [GRI 3-3-d]

Realisasi Program Tahun 2020-2022
Program Realizations in 2020-2022

Pengelolaan Lingkungan Hidup Environmental Management	• Manfaat: meminimalkan terjadinya pencemaran dan/atau kerusakan lingkungan hidup yang dapat membawa dampak buruk terhadap kualitas hidup masyarakat lokal • Keterkaitan dengan Strategi Bisnis Perseroan: mewujudkan komitmen Perseroan untuk melestarikan fungsi lingkungan hidup di sekitar wilayah operasi untuk mendukung keberlanjutan usaha Perseroan dan entitas anak • Benefits: minimizing the occurrence of pollution and/or environmental damage that can have a negative impact on the quality of life of local communities • Relation to the Company's Business Strategy: realizing the Company's commitment to preserve environmental functions around the operating area to support the sustainability of the business of the Company and its subsidiaries	Kontribusi atas SDGs Contributions to SDGs 

Penggunaan Material Ramah Lingkungan

Perseroan dan entitas anak berupaya untuk menggunakan material dan energi yang ramah lingkungan dalam mendukung aktivitas bisnis, salah satunya dengan mengoptimalkan penggunaan IT.

Upaya penggunaan material ramah lingkungan lainnya juga dilakukan dengan diintegrasikan ke dalam berbagai program pemberdayaan masyarakat, sebagai berikut:

Use of Environmentally Friendly Materials

The Company and its subsidiaries seek to use environmentally friendly materials and energy in supporting business activities, one of which is by optimizing the use of IT.

Other efforts to use other environmentally friendly materials are also carried out by being integrated into various community empowerment programs, as follows:

Upaya yang Dilakukan Perseroan Efforts Made by the Company	Dampak yang Ditimbulkan Impact
• memaksimalkan pemanfaatan teknologi informasi dalam mendukung seluruh aktivitas bisnis, khususnya di kantor pusat maximizing the use of information technology in supporting all business activities, especially at the head office	• peningkatan efisiensi kerja dan pengurangan penggunaan kertas improved work efficiency and reduced paper usage
• melakukan pergantian kemasan makanan menggunakan bahan yang bisa dibersihkan dan digunakan kembali replacing food packaging using materials that can be cleaned and reused	• pengurangan limbah dan penghematan biaya waste reduction and cost savings
• memanfaatkan ban bekas sebagai rumpon ikan utilizing used tires as fish sponges	• pengurangan limbah dan pemberian manfaat ekonomis kepada masyarakat waste reduction and the provision of economic benefits to citizens
• memanfaatkan sampah plastik menjadi kerajinan tangan melalui program bank sampah masyarakat di Desa Angsana utilizing plastic waste into handicrafts through the community waste bank program in Angsana Village	

Penggunaan Energi [GRI 302-1] [GRI 302-3] [GRI 302-4] [GRI 302-5]

Menggunakan energi secara efisien dan bertanggung jawab merupakan salah satu komitmen Perseroan dan entitas untuk meminimalkan dampak lingkungan yang dihasilkan dari aktivitas operasi penambangan serta untuk menjaga kualitas hidup masyarakat di sekitar wilayah operasi.

Sebagaimana tertuang dalam Kebijakan Efisiensi Energi (BIB-003-Kebijakan Khusus-Energi-IV-2021), Perseroan melalui entitas anak berkomitmen untuk melakukan efisiensi setidaknya 1.000 GJ per tahun dan mendorong pengembangan dan penerapan teknologi efisiensi energi, dengan melakukan perencanaan, pelaksanaan, pengawasan, evaluasi dan perhitungan dampak lingkungan melalui kajian analisis daur hidup terhadap penggunaan energi, serta perbaikan secara berkelanjutan dalam pemanfaatan energi.

BIB telah menggunakan kombinasi bahan bakar dari sumber energi tidak terbarukan petrodiesel dan bensin, serta sumber energi terbarukan seperti tenaga surya dan bahan bakar nabati seperti B20 dan B30-grade untuk menjalankan kegiatan operasinya sejak tahun 2019. Sementara itu, pemanfaatan bensin sudah tidak lagi digunakan karena peralatan-peralatan kecil yang sebelumnya berbahan bakar bensin, seperti generator di area pelabuhan Bunati, telah digantikan dengan sambungan jaringan listrik yang terintegrasi dengan sumber energi utama BIB sejak akhir 2019.

Untuk menekan penggunaan energi tak terbarukan, pada tahun 2022, BIB telah melakukan beberapa upaya penghematan energi dengan menerapkan beberapa program antara lain:

Energy Consumption [GRI 302-1] [GRI 302-3] [GRI 302-4] [GRI 302-5]

Using energy efficiently and responsibly is one of the Company and its subsidiaries' commitments to minimize environmental impacts resulting from its mining operation activities as well as to maintain the quality of life of the local communities around the operation areas.

As stated in the Energy Efficiency Policy (BIB-003-Special Policy-Energy-IV-2021), the Company through its subsidiaries is committed to efficiency of at least 1,000 GJ per annum and encourage the development and application of energy efficiency technology, by planning, implementing, supervising, evaluating, and calculating environmental impacts through life cycle analysis studies of energy use, as well as continuous improvement in energy utilization.

BIB has used a combination of fuel from non-renewable energy sources, petrodiesel and gasoline, as well as renewable energy sources, such as solar power and biofuel such as B20 and B30-grade to carry out its operations since 2019. Meanwhile, gasoline had ceased to be used because small appliances that were previously fueled by gasoline, such as generators in the Bunati port area, have been replaced with integrated power grid connections with BIB's main energy sources since the end of 2019.

To reduce the use of non-renewable energy, in 2022, BIB has made several efforts to save energy by implementing several programs, including:

Program Programs	Jenis Energi Type of Energy	Satuan Unit (GJ)
Sistem Otomatis DT Berat dalam Gerak Weight in Motion DT Automatic System	Bahan Bakar / Fuel	26,611.1
Dropdown Hopper Dropdown Hopper	Bahan Bakar / Fuel	35,344.0
Sistem Konveyor Pemuatan Truk Truck Loading Conveyor System	Bahan Bakar / Fuel	7,866.0
Penggantian *Air Conditioners* Konvensional menjadi HVAC Replacement of Conventional Air Conditioners to HVAC	Listrik / Electricity	761.0
Penyisipan *Gallery Conveyor* Insertion of Galery Conveyor	Bahan Bakar / Fuel	8,226.0
Penggunaan Sel Surya Use of Solar Cells	Bahan Bakar / Fuel	19.9
Pemanfaatan Pembangkit Listrik Tenaga Surya di Angsana dan Kusan Utilization of Solar Power Plants at Angsana and Kusan	Listrik / Electricity	447.5
Penggantian *Air Conditioners* Konvensional menjadi AC *Eco Friendly* Replacement of Conventional Air Conditioners Into Eco Friendly Air Conditioners	Listrik / Electricity	165.6

Program Programs	Jenis Energi Type of Energy	Satuan Unit (GJ)
Penggantian Lampu *Tube Luminescent* Tube Luminescent Lamp Replacement	Listrik / Electricity	41.06
Total Pengurangan Konsumsi Energi (GJ) **Total Energy Consumption Reduction (GJ)**		**79.5**[1)]

Keterangan/Notes:
[1)] pengurangan konsumsi energi dari listrik sebesar 1,41 GJ dan dari biodiesel sebesar 78,12 GJ
[1)] reduction in energy consumption from electricity by 1.41 GJ and from biodiesel by 78.12 GJ

Informasi mengenai pemanfaatan energi BIB dapat dilihat pada tabel di bawah ini.

Information regarding BIB's energy consumption can be seen in the table below.

Penggunaan Energi Energy Consumption	Satuan Unit	2022	2021	2020
Volume Produksi Production Volume	juta ton million tons	34.9	25.5	30.5
Bahan Bakar / Fuel				
Petrodiesel Petrodiesel	TJ	5,339.7	3,930.7	4,822.3
Bensin Gasoline	TJ	0	0	1.6
Biodiesel Biodiesel	TJ	1,522.5	1,120.7	1,374.3
Total Konsumsi Bahan Bakar **Total Fuel Consumption**	**TJ**	**6,862.2**	**5,051.5**	**6,198.2**
Intensitas Total Konsumsi Bahan Bakar **Fuel Consumption Intensity**	**GJ/ton**	**0.20**	**0.20**	**0.20**
Listrik / Electricity				
Konsumsi Listrik **Electricity Consumption**	**MWh**	**20,637.8**	**15,344.7**[*)]	**16,107.5**[*)]
Intensitas Konsumsi Listrik **Electricity Consumption Intensity**	**kWh/ton**	**0.12**	**0.0006**	**0.0005**[*)]

Catatan / Notes:
[*)] Terdapat penyajian kembali untuk beberapa informasi pada tahun 2021 dan 2020 yang dilakukan karena dilakukannya penyesuaian konsumsi listrik.
[*)] There were restatement regarding information provided for the year 2021 and 2020 which were made due to adjustments in electricity consumption.

Pada tahun 2022, kenaikan total konsumsi bahan bakar disebabkan karena kenaikan volume produksi batu bara.

In 2022, the increase in total fuel consumption was due to an increase in coal production volume.

Pengelolaan Emisi Gas Rumah Kaca [GRI 305-1] [GRI 305-2] [GRI 305-3] [GRI 305-4] [GRI 305-5]

Perseroan menyadari bahwa pemanfaatan energi dalam kegiatan operasi BIB menghasilkan emisi GRK. Oleh karena itu, Perseroan melalui BIB senantiasa berupaya untuk menekan emisi GRK yang dihasilkan sebagai bentuk dukungan dan peran aktif dalam mengurangi laju pemanasan global dan dampak negatif dari perubahan iklim dunia.

BIB melakukan inventarisasi dan pemantauan terhadap emisi GRK Cakupan 1 (emisi yang berasal dari sumber-sumber yang dimiliki atau dikendalikan BIB untuk proses produksi), Cakupan 2 (emisi tidak langsung yang berasal dari penggunaan listrik yang bersumber dari PLN atau pihak ke-3), dan Cakupan 3 (emisi tidak langsung lainnya yang berasal dari aktivitas hulu dan hilir di area tambang, area pengangkutan, dan area pelabuhan). Gas yang termasuk dalam perhitungan adalah CO_2. Sumber faktor emisi dan nilai potensi pemanasan global yang digunakan mengacu pada metode *International Panel on Climate Change (IPPC)* 2006 dimana CO_2=1. BIB telah memiliki baseline terkait emisi GRK Cakupan 1,2,3 melalui kegiatan audit emisi yang dilakukan pada tahun 2022.

Greenhouse Gas Emission Management [GRI 305-1] [GRI 305-2] [GRI 305-3] [GRI 305-4] [GRI 305-5]

The Company realizes that the consumption of energy in operational activities of BIB generated GHG emissions. Therefore, the Company through BIB has always been striving to reduce its GHG emissions as a form of support and active role in reducing the global warming rate as well as eliminating the negative impacts of climate change.

BIB conducts an inventory and monitoring of Scope 1 GHG emissions (emissions coming from BIB-owned or controlled sources for the production process), Scope 2 (indirect emissions originating from the use of electricity sourced from PLN or 3rd parties) and Scope 3 (other indirect emissions originating from upstream and downstream activities in mining areas, transportation areas, and port areas). The gas included in the calculation is CO_2. The source of the emission factor and the value of global warming potential used refers to the 2006 International Panel on Climate Change (IPCC) method where CO_2 = 1. BIB already has a baseline related to GHG emissions scope 1,2,3 through emission audit activities carried out in 2022.

Informasi mengenai emisi GRK BIB beserta intensitasnya dapat dilihat pada grafik dan tabel di bawah ini.

Information regarding BIB's GHG emission and its intensity can be seen in the graph and table below.

Emisi GRK (Cakupan 1)
GHG Emissions (Scope 1)

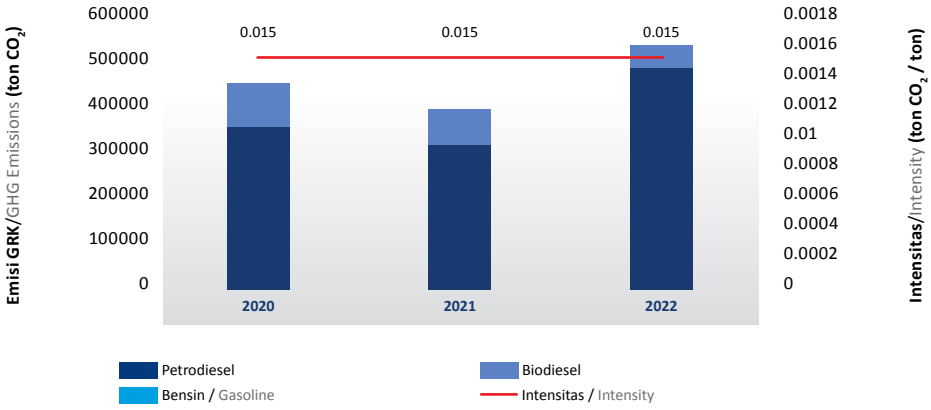

Emisi GRK (Cakupan 2)
GHG Emissions (Scope 2)

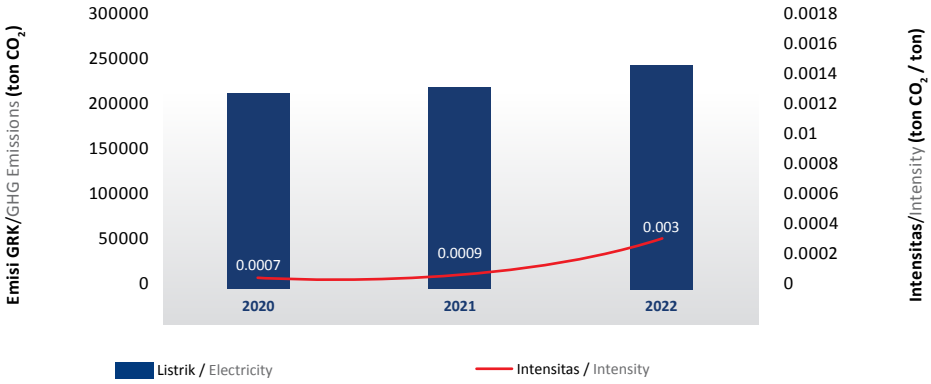

Emisi GRK (Cakupan 3)
GHG Emissions (Scope 3)

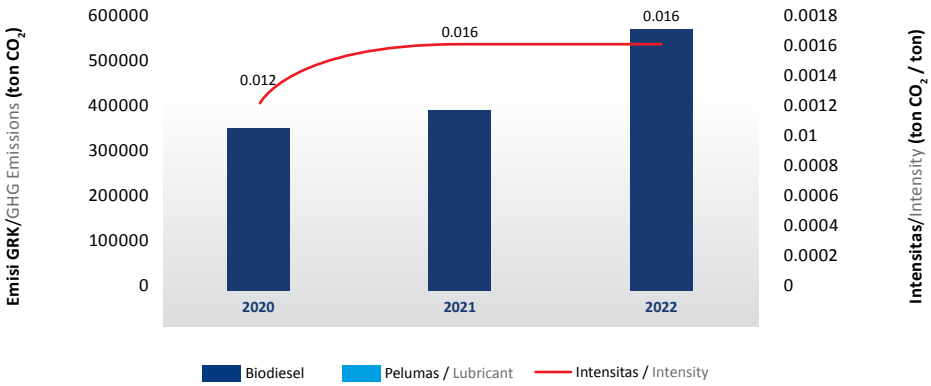

Emisi Gas Rumah Kaca Greenhouse Gas Emission	Satuan Unit	2022	2021	2020
Bahan Bakar / Fuel				
Petrodiesel Petrodiesel	ton CO_2	452,195.2	291,267.2	357,333.9
Bensin Gasoline	ton CO_2	0	0	112.2
Biodiesel Biodiesel	ton CO_2	71,860.0	79,348.0	97,299.0
Total Emisi GRK dari Bahan Bakar (Cakupan 1) Total GHG Emissions from Fuel (Scope 1)	ton CO_2	524,055.1	370,615.1	454,745.1
Intensitas Emisi GRK dari Bahan Bakar (Cakupan 1) GHG Emissions Intensity from Fuel (Scope 1)	ton CO_2 / ton	0.015	0.015	0.015
Listrik / Electricity				
Total Emisi GRK dari Listrik (Cakupan 2) Total GHG Emissions from Electricity (Scope 2)	ton CO_2	24,917.1	21,795.3	21,737.6
Intensitas Emisi GRK dari Listrik (Cakupan 2) GHG Emissions Intensity from Electricity (Scope 2)	ton CO_2 / ton	0.003	0.0009	0.0007
Bahan Bakar / Fuel				
Biodiesel Biodiesel	ton CO_2	570,771	398,385	364,355
Pelumas Lubricant	ton CO_2	2,015	1,267	1,035
Total Emisi GRK dari Bahan Bakar (Cakupan 3) Total GHG Emissions from Fuel (Scope 3)	ton CO_2	572,786	399,653	365,389
Intensitas Emisi GRK dari Bahan Bakar (Cakupan 3) GHG Emissions Intensity from Fuel (Scope 3)	ton CO_2 / ton	0.016	0.016	0.012

Pengurangan Emisi Emission Reductions	Satuan Unit	2022	2021	2020
Bahan Bakar / Fuel	ton CO_2	70,008.0	51,098.1	10,724.7

Pada tahun 2022, sejalan dengan kenaikan volume produksi batu bara, total emisi GRK yang dihasilkan dari kegiatan operasional BIB mengalami kenaikan sebesar 41,9% dibandingkan dengan tahun sebelumnya. Sementara itu, intensitas emisi GRK hanya meningkat sebesar 3,6%, karena upaya-upaya efisiensi energi yang dilakukan oleh BIB.

Penurunan emisi ini terutama dicapai melalui efisiensi energi dan program-program sebagai berikut:
- pembuatan ROM sementara di dekat *front coal getting*
- penggunaan aplikasi *dropdown* pada area *stockpile* untuk mengurangi pemakaian alat berat
- penggunaan aplikasi *truck loading conveyor* di ROM
- penggunaan B30 sebagai bahan bakar ramah lingkungan
- pemindahan lokasi pelabuhan baru menuju pelabuhan Bunati CP-8
- penggunaan sistem otomatis DT berat dalam gerak
- penggunaan sel surya
- perubahan disain instalasi pengolahan air limbah dengan metode *slurry dredging* untuk menggantikan alat berat

Pengelolaan Kualitas Udara [GRI 305-7]

Selain melepaskan emisi GRK ke udara, kegiatan penambangan batu bara juga melepaskan sejumlah polutan udara lainnya dalam bentuk senyawa nitrogen oksida (NOx), karbon monoksida (CO), sulfur oksida (SOx), dan total partikel tersuspensi (TSP). Polutan-polutan udara tersebut dapat menimbulkan dampak negatif kesehatan terhadap para pemangku kepentingan yang berada di dalam atau di sekitar wilayah operasi BIB, seperti karyawan, pemasok, kontraktor, dan masyarakat lokal.

In 2022, in line with the increase in coal production volume, total GHG emissions resulting from BIB's operational activities increased by 41.9% compared to the previous year. Meanwhile, the intensity of GHG emissions only increased by 3.6%, due to energy efficiency efforts carried out by BIB.

This emission reduction is mainly achieved through energy efficiency and the following programs:
- construction of temporary ROM near front coal getting
- use of dropdown application in the stockpile areas to reduce heavy equipment usage
- use of truck loading conveyor applications in ROM
- use of B30 as an environmentally friendly fuel
- relocation of the new port to the CP-8 Bunati port
- use of weight in motion DT automatic system
- use of solar cells
- changes in the design of wastewater treatment plant with slurry dredging method to replace heavy equipment

Air Quality Management [GRI 305-7]

In addition to releasing GHG emissions into the atmosphere, coal mining activities also generates several other air pollutants in the form of nitrogen oxides (NOx), carbon monoxide (CO), sulfur oxides (SOx), and total suspended particles (TSP). These air pollutants could create a negative health impact on stakeholders who are in or around BIB's operation areas, such as employees, suppliers, contractors, and local communities.

Dalam upaya mencegah dampak negatif kesehatan, BIB menerapkan program manajemen kualitas udara untuk memantau dan memelihara kualitas udara agar tetap berada dalam ambang batas yang ditetapkan oleh pemerintah, dengan berpedoman pada Peraturan Menteri Lingkungan Hidup Republik Indonesia No. 4 tahun 2014 tentang Baku Mutu Emisi Sumber Tidak Bergerak Bagi Usaha dan/atau Kegiatan Pertambangan.

Pada tahun 2022, BIB telah melaksanakan upaya pengelolaan kualitas udara sebagai berikut:

- mengoperasikan dan memperluas armada truk penyemprot air guna meminimalkan polusi
- memasang penyemprot air di area workshop untuk mengurangi nilai total partikulat tersuspensi
- melakukan pemeliharaan secara rutin untuk semua generator
- mengurangi penggunaan alat berat di pelabuhan dengan telah selesainya sistem pemuatan batu bara secara gravitasi
- melakukan pengambilan dan pengecekan sampel udara oleh pihak laboratorium eksternal yang terakreditasi
- menganalisis data menggunakan parameter lain seperti produksi dan volume *overburden* sebagai perbandingan

Grafik-grafik di bawah ini menggambarkan nilai rata-rata per tahun dibandingkan dengan ambang batasnya untuk masing-masing polutan di wilayah operasi BIB.

To prevent negative health impacts, BIB has implemented an air quality management program to monitor and maintain air quality so that it remains within the threshold set by the government, guided by the Regulation of the Minister of Environment of the Republic of Indonesia No. 4 of 2014 on Quality Standards for Immovable Source Emissions for Mining Businesses and/or Activities.

In 2022, BIB carried out the following efforts on air quality management:

- operated and expanded fleet of sprinkler trucks to minimize pollution
- instaled water sprayer in the workshop area to reduce the total suspended particulate value
- performed regular maintenance of all generators sets
- reduced the use of heavy equipment at the port with the completion of the gravity coal loading system
- taken and checked air samples by an accredited external laboratory
- analyzed data using other parameters such as production and volume of overburden for comparison

The graphs below illustrate the average value per year versus the threshold for each pollutant in various operation areas of BIB.

Emisi NO_2 (µg/Nm^3)
NO_2 Emission (µg/Nm^3)

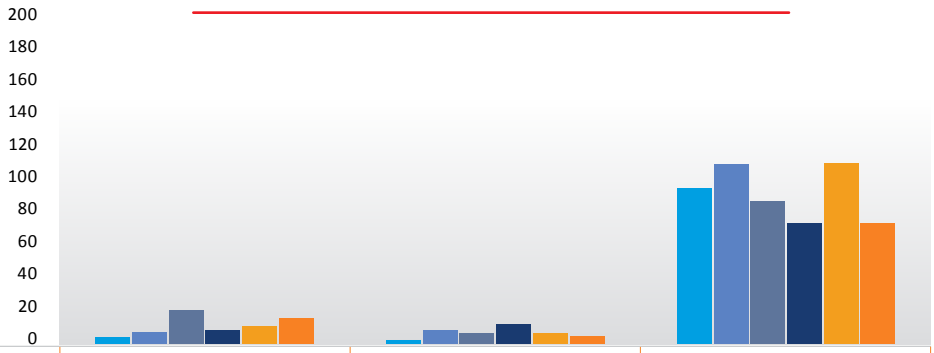

	2020	2021	2022
Bunati Port	4.68	2.01	89.50
Girimulya Workshop	6.85	7.89	103.70
Girimulya Mining Area	19.22	6.06	82.4
Kusan Mining Area	7.58	11.33	69.7
Kusan Workshop	9.92	5.96	103.8
Makmur Mining Area	17.79	4.52	69.4
Threshold	200	200	200

Emisi CO/ CO Emission
(µg/Nm³)

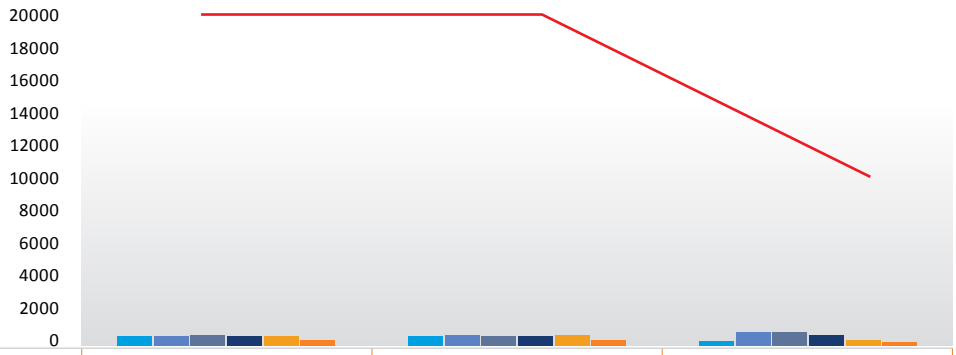

	2020	2021	2022
Bunati Port	746.67	766.43	362.00
Girimulya Workshop	700.95	842.75	1214.00
Girimulya Mining Area	777.14	748.50	916.00
Kusan Mining Area	640.00	742.75	687.00
Kusan Workshop	651.43	837.00	458.00
Makmur Mining Area	598.10	551.25	152.00
Threshold	20000	20000	10000

Emisi SO_2 / SO_2 Emission
(µg/Nm³)

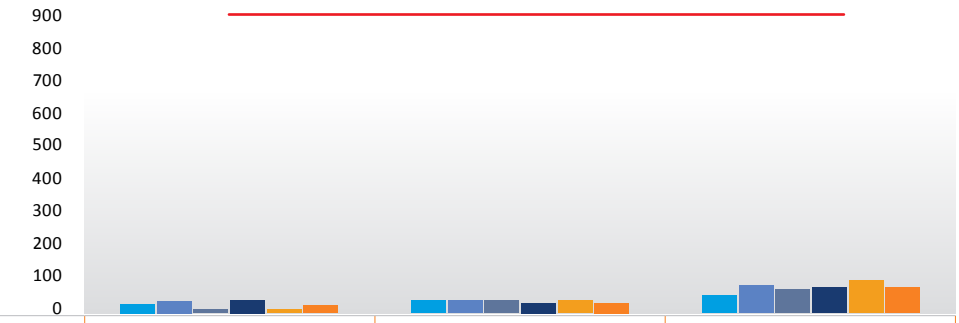

	2020	2021	2022
Bunati Port	25.58	31.13	50.60
Girimulya Workshop	31.52	28.61	69.30
Girimulya Mining Area	15.65	27.6	53.60
Kusan Mining Area	33.89	26.03	62.10
Kusan Workshop	14.77	28.39	74.90
Makmur Mining Area	16.80	22.43	66.80
Threshold	900	900	900

TSP
(µg/Nm³)

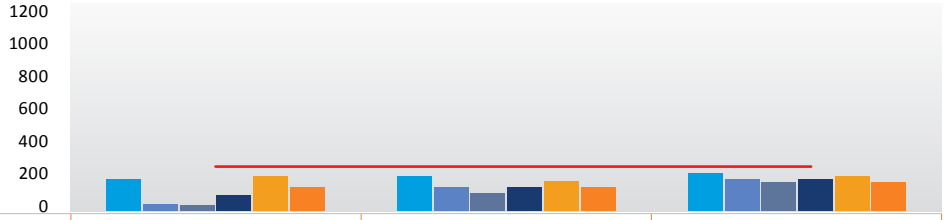

	2020	2021	2022
Bunati Port	144.28	148.8	169.00
Girimulya Workshop	35.28	82.57	123.00
Girimulya Mining Area	25.68	69.69	106.00
Kusan Mining Area	68.83	86.19	123.00
Kusan Workshop	162.04	108.95	135.00
Makmur Mining Area	100.10	94.78	104.00
Threshold	230	230	230

Sepanjang tahun 2022, BIB telah berhasil menjaga angka emisinya untuk tetap berada di bawah ambang batas yang ditetapkan oleh pemerintah. Perluasan pengelolaan area operasi truk air dan tingginya curah hujan di area pertambangan merupakan faktor utama terjaganya tingkat emisi TSP.

Untuk terus menjaga kualitas udara di area pertambangan khususnya emisi TSP yang dihasilkan oleh kegiatan operasional, BIB akan terus memperbanyak penyiraman pada jalan angkut dan memperketat jadwal perawatan.

Pengelolaan Limbah [GRI 306-1] [GRI 306-2] [GRI 306-3] [GRI 306-4] [GRI 306-5]

Dalam menjalankan kegiatan operasionalnya, BIB menghasilkan limbah berupa *overburden*, limbah bahan berbahaya dan beracun (B3), serta limbah non-B3. Limbah B3 berupa pelumas, kain perca, minyak, saringan, selang, dan baterai otomotif. Sedangkan limbah non-B3 yang dikumpulkan terdiri dari ban, besi, kertas, dan plastik.

Apabila tidak dikelola dengan baik, *overburden* dan limbah B3 dapat menyebabkan pencemaran lingkungan dan mengurangi kualitas hidup masyarakat lokal. *Overburden* yang tidak disimpan dan dibuang dengan baik juga dapat menimbulkan risiko keselamatan dari kegagalan struktural tumpukan.

BIB telah menyusun Kebijakan Pengelolaan Pembuangan dan Penataan Limbah, yang berisi komitmen untuk melaksanakan pengelolaan limbah.

BIB senantiasa berupaya melakukan mitigasi terhadap potensi timbulnya limbah B3 setidaknya 1 ton setiap tahun dan limbah non B3 setidaknya 2,5 ton setiap tahun serta mendorong pengembangan dan penerapan teknologi 3R limbah B3 dan limbah non B3 termasuk melakukan perencanaan, pelaksanaan, pengawasan, evaluasi dan perbaikan secara berkala dalam pengelolaan limbah B3 dan limbah non B3.

Throughout 2022, BIB has managed its emission rates to remain below the thresholds set by the government. The improved management of the water truck operation area and the high rainfall in the mining area are the main factors in maintaining the level of TSP emissions.

To continue to maintain air quality in the mining areas, especially TSP emissions generated by operational activities, BIB will continue to increase watering on hauling roads and tighten maintenance schedules.

Waste Management [GRI 306-1] [GRI 306-2] [GRI 306-3] [GRI 306-4] [GRI 306-5]

In performing its operational activities, BIB generates wastes in the form of overburden, hazardous wastes, and non-hazardous wastes. The hazardous wastes consist of lubricants, rags, grease, filters, hoses, and automotive batteries. Whereas the non-hazardous wastes consist of tires, metal scraps, papers, and plastics.

If failed to manage properly, overburden and hazardous wastes could cause environmental pollutions and reduce the quality of life of the local communities. Improperly stored and disposed overburden could also pose safety risks from structural failure of the pile.

BIB has developed a Waste Management and Management Policy, which contains a commitment to implement waste management.

BIB always strives to mitigate the potential emergence of B3 waste of at least 1 ton every year and non-B3 waste of at least 2.5 tons every year and encourages the development and application of 3R technology of B3 waste and non-B3 waste including planning, implementing, supervising, evaluating and improving periodically in the management of B3 waste and non-B3 waste.

Kebijakan Pengelolaan Pembuangan dan Penataan Limbah

- Dua cara pembuangan limbah:
  - Pembuangan Langsung
    Pembuangan material menggunakan truk angkut di puncak pembuangan.
  - Pembuangan Tidak Langsung
    Pembuangan material menggunakan truk angkut pada jarak aman yang jauh dari puncak pembuangan, untuk didorong oleh *dozer* ke arah puncak pembuangan.
- Identifikasi zat berpotensi pembentuk asam (PAF) dan yang tidak berpotensi membentuk asam (NAF).
  - PAF tidak boleh ditempatkan di permukaan tanah.
  - NAF dapat digunakan untuk menimbun PAF, dengan minimum ketebalan 10 meter.
- Lumpur harus dicampur dengan bahan lain sebelum dibuang, untuk menjaga stabilitas lereng.
- *Overburden* dan limbah lainnya hanya dapat dibuang di lokasi pembuangan khusus yang ditentukan oleh departemen perencanaan dan pengembangan tambang, dengan mempertimbangkan aspek-aspek geoteknik dan *geoengineering*.
  - *Overburden* harus dipergunakan kembali untuk reklamasi lahan sebelum pekerjaan rehabilitasi dilakukan.
- Area pembuangan aktif dan tidak aktif harus dipantau oleh insinyur-insinyur geoteknik setiap saat untuk mencegah tanah longsor.

Waste Dumping Management and Treatment Policy

- Two ways of dumping waste:
  - Direct Dumping
    Dumping of material using a haul truck at the dump crest.
  - Indirect Dumping
    Dumping of material using a haul truck at a safe distance away from the dump crest, to be pushed by a dozer towards the dump crest.
- Identification of potentially acid forming (PAF) and non-acid forming (NAF) substances.
  - PAF should not be placed at the ground surface.
  - NAF may be used to encapsulate PAF, with a minimum thickness of 10 meters.
- Mud is to be mixed with other material prior to dumping, to maintain slope stability.
- Overburden and other waste can only be dumped at specific dumping locations as assigned by the mine planning and development (MPD) department, by considering the geotechnical and geoengineering aspects.
  - Overburden is to be reused for land reclamation before rehabilitation work are carried out.
- The active and inactive dumping areas should always be monitored by geotechnical engineers to prevent landslides.

Limbah yang Dihasilkan Berdasarkan Komposisi [GRI 306-3] Waste Generated by Composition

Limbah Waste	Satuan Unit	Volume Volume		
		2022	2021	2020
Tanah Penutup Overburden	BCM	199,876,443	116,797,854	109,622,176
Limbah Berbahaya / Hazardous Waste				
Pelumas Lubricant	ton	1,806.6	1,522.8	1,279.1
Kain Majun Fabric Waste	ton	118.6	65.8	1.1
Minyak Grease	ton	10.0	7.9	11.8
Saringan Filter	ton	136.2	69.1	68.8
Selang Hose	ton	34.70	21.9	12.4
Baterai Otomotif Automotive Battery	ton	27.6	26.0	29.0
Total **Total**	**ton**	**2,133.3**	**1,713.5**	**1,402,1**
Limbah Non-B3 / Non-Hazardous Waste				
Ban Tires	ton	1,187. 5	1,374.4	608.9
Logam Bekas Metal Scrap	ton	353.3	431.8	274.4
Kertas Paper	ton	3.3	5.5	4.8
Plastik Plastic	ton	1.9	1.6	1.3
Total **Total**	**ton**	**1,546.0**	**1,813.3**	**889.4**

Pada tahun 2022, total *overburden* yang dihasilkan adalah sebanyak 199.876.443 BCM meningkat dari tahun 2021 karena peningkatan jumlah produksi yang memicu tambahan volume *overburden*.

In 2022, total overburden extracted was 199,876,443 BCM, increasing from 2021 due to an increase in the amount of production triggering additional volume of overburden.

Upaya pengelolaan lingkungan yang dilakukan BIB untuk menghindari kontaminasi limbah B3 ke air dan tanah sekitar lokasi

Environmental management efforts carried out by BIB to avoid contamination of B3 waste into water and soil around mining sites

pertambangan mengacu kepada Peraturan Menteri Lingkungan Hidup dan Kehutanan No. 6 tahun 2021 tentang Tata Cara dan Persyaratan Pengelolaan Limbah Bahan Berbahaya dan Beracun, yang meliputi bangunan gudang limbah B3 (bangunan Tempat Penyimpanan Sementara-TPS) yang mana kegiatan pengelolaan limbah B3 ini dilakukan oleh kontraktor BIB.

refer to Regulation of the Minister of Environment and Forestry No. 6 of 2021 on Procedures and Requirements for the Management of Hazardous and Toxic Waste, which includes building a B3 waste warehouse (Temporary Storage-TPS building) of which B3 waste management activities are carried out by BIB contractors.

Desain bangunan TPS disesuaikan dengan jenis, karakteristik, dan jumlah limbah B3 yang disimpan, antara lain:

- desain dan konstruksi tertutup yang mampu melindungi limbah B3 dari hujan
- memiliki sistem ventilasi untuk sirkulasi udara
- sistem pencahayaan disesuaikan dengan rancang bangun tempat penyimpanan limbah B3
- lantai kedap air dan tidak bergelombang
- terdapat saluran drainase ceceran dan bak penampung tumpahan untuk menampung ceceran limbah
- dilengkapi dengan simbol limbah B3 sesuai dengan ketentuan peraturan perundang-undangan

The design of the TPS building is adjusted to the type, characteristics and amount of B3 waste stored, including:

- design and construction of cover capable of protecting B3 waste from rain
- has a ventilation system for air circulation
- the lighting system is adapted to the design of B3 storage area
- the floor is watertight and not corrugated
- there are spill drainage channels and spill tanks to accommodate spilled waste
- equipped with B3 symbol in accordance with statutory provisions.

Penyimpanan limbah B3 di dalam bangunan TPS dilakukan sesuai dengan perizinan yang berlaku. Sementara itu, kegiatan pengangkutan limbah B3 dilakukan oleh pengangkut limbah B3 yang telah memiliki perizinan berusaha di bidang pengangkutan limbah B3 dan telah memenuhi ketentuan alat angkut limbah B3, rekomendasi pengangkutan limbah B3, dan festronik pengangkutan limbah B3. Laporan pengolahan limbah dikirimkan pihak ketiga ke BIB. Selanjutnya, untuk memastikan bahwa pihak ketiga telah mengelola limbah sesuai peraturan perundangan, BIB melakukan inspeksi secara berkala ke lokasi pengolahan.

Storage of B3 waste in the TPS building was carried out in accordance with applicable permits. Meanwhile, B3 waste transportation activities were carried out by B3 waste carriers who already have business licenses in the field of B3 waste transportation and have met the provisions of B3 waste transportation equipment, recommendations for transporting B3 waste, and festronics of B3 waste transportation. Waste treatment reports are sent by third parties to BIB. Furthermore, to ensure that third parties have managed waste in accordance with laws and regulations, BIB conducts regular inspections to processing sites.

Pengelolaan limbah dilakukan dengan beberapa metode sebagai berikut:

Waste management were carried out using several methods as follows:

Metode Pembuangan Disposal Method	**Klasifikasi Limbah** Waste Classification	**Volume (ton)** Volume (tons)		
		2022	**2021**	**2020**
Daur Ulang Recycle	Limbah Berbahaya Hazardous Waste	0[1)]	1,548.8	1,308.2
	Limbah Non-B3 Non-Hazardous Waste	0.25[2)]	1,806.2	883.3
	Total Total	0.25	3,355.0	2,191.5
Penggunaan Kembali Reuse	Limbah Berbahaya Hazardous Waste	0	0	0
	Limbah Non-B3 Non-Hazardous Waste	257.0	5.5	4.8
	Total Total	257.0	5.5	4.8
Insinerasi Incineration	Limbah Berbahaya Hazardous Waste	0	164.7	94.0
	Limbah Non-B3 Non-Hazardous Waste	0	0	0
	Total Total	0	164.7	94.0
Pemulihan Recovery	Limbah Berbahaya Hazardous Waste	0	0	0
	Limbah Non-B3 Non-Hazardous Waste	0	0	0
	Total Total	0	0	29.0
Tempat Pembuangan Akhir Landfill	Limbah Berbahaya Hazardous Waste	0	0	0
	Limbah Non-B3 Non-Hazardous Waste	0	1.6	1.3
	Total Total	0	1.6	1.3

Keterangan / Notes:
[1)] Seluruh limbah berbahaya dikelola pihak ketiga sebanyak 2.205,2 ton
[2)] Sebagian limbah Non B3 dikelola pihak ketiga sebanyak 1.345,8 ton
[1)] All hazardous waste managed by third parties totaling 2,205.2 tons
[2)] Part of the Non-B3 waste managed by third parties is 1,345.8 tons

Pada tahun 2022, tidak ada tumpahan limbah B3 dan non-B3 yang signifikan.

In 2022, there were no significant B3 and non-B3 waste spills.

Selain dengan menggunakan kontraktor, untuk pengelolaan limbah non-B3, BIB juga melibatkan karyawan dan masyarakat di sekitar wilayah operasi untuk ikut berpartisipasi meminimalkan limbah dengan memanfaatkan limbah menjadi pupuk kompos dan bahan baku untuk pembuatan makanan ikan.

In addition to hiring contractors, for the management of non-hazardous wastes, BIB also engaged employees and the local communities around the operating areas to participate in minimizing waste by utilizing the waste into compost and raw materials for pellet production.

Beberapa program pengelolaan limbah B3 yang telah dilakukan pada tahun 2022, antara lain sebagai berikut:

Some of the B3 waste management programs that have been carried out in 2022 include the following:

No.	Program / Programs	Tujuan / Objective
1	Penggunaan aplikasi *dropdown hopper* Use of dropdown hopper application	Mengurangi timbulan limbah B3 berupa oli bekas dan aki bekas dari kegiatan perawatan *wheel loader* Reducing the generation of B3 waste in the form of used oil and used batteries from wheel loader maintenance activities
2	Pengaspalan jalan dengan *chip seal* Paving roads with chip seals	Mengurangi timbulan limbah B3 berupa oli bekas dan aki bekas dari kegiatan *maintenance* grader dan water truck Reducing the generation of B3 waste in the form of used oil and used batteries from grader and water truck maintenance activities
3	Penggantian majun ke *wypall* Replacement of fabric waste to wypall	Mengurangi kain majun terkontaminasi hidrokarbon Reducing fabric waste contaminated with hydrocarbons
4	Penekanan bahan padat terkontaminasi Suppression of contaminated solid material (SUCO-SOMAT)	Mengefisiensikan pengemasan wadah LB3 saat dimuat Streamlining LB3 container packaging when loaded
5	Penyaluran bahan bakar Fuel dispensing	Mengurangi timbulan filter solar bekas Reducing the generation of used diesel filters
6	Penggunaan pompa minyak pneumatik Use of pneumatic grease pump	Mengurangi timbulan minyak bekas Reducing the generation of used grease
7	Perpanjangan umur mesin oli dengan PROLIMAS Extension of oil engine life with PROLIMAS	Mengurangi timbulan engine oil Reducing engine oil generation
8	Penggantian pemakaian jenis oli untuk memperpanjang masa pakai oli Replacement of oil type to extend oil life	Mengurangi timbulan oli Reducing oil generation

Pengelolaan Sumber Air dan Efluen [GRI 303-2]

Air merupakan salah satu aspek lingkungan yang terpenting, tidak hanya bagi kegiatan operasional BIB, namun juga bagi masyarakat di sekitar wilayah operasi. Air yang tercemar oleh efluen dapat menimbulkan berbagai dampak negatif seperti gangguan kesehatan dan kerusakan ekosistem. Oleh karena itu, penggunaan air perlu dikelola dengan baik dan bertanggung jawab.

Water Resource and Effluent Management [GRI 303-2]

Water is one of the most crucial environmental aspects, not only for BIB operational activities, but also for the local communities living around the operational area. Water contaminated by effluents could induce various negative impacts such as health problems and ecosystem damage. Therefore, water use needs to be managed properly and responsibly.

Perseroan melalui entitas anak berkomitmen untuk terus berupaya meningkatkan efektivitas sistem pengelolaan limbah cairnya guna menjaga kualitas air di sekitar wilayah operasi sesuai dengan baku mutu yang telah ditetapkan pemerintah.

The Company through its subsidiaries is committed to improve the effectiveness of its liquid waste management system to maintain the water quality around the operation areas, In accordance with the quality standard that has been set by the government.

Dalam kegiatan operasionalnya, BIB menggunakan air untuk penyiraman jalan tambang dan pengangkutan batu bara serta untuk melakukan kegiatan domestik. Air yang digunakan untuk penyiraman jalan tambang dan pengangkutan berasal dari air permukaan atau air yang digunakan untuk proses produksi. Sisa air dari kegiatan tersebut kemudian diolah di kolam pengendapan hingga memenuhi baku mutu untuk selanjutnya dilepaskan ke badan air penerima (sungai). Sementara air yang digunakan untuk kegiatan domestik di kantor bersumber dari air tanah (sumur bor). Sisa air dari kegiatan domestik diolah di Instalasi Pengolahan Air Limbah (IPAL) domestik hingga memenuhi baku mutu untuk selanjutnya dilepaskan ke badan air penerima (sungai).

In its operational activities, BIB used water for sprinkling mine roads and coal hauling as well as for domestic activities. The water used for watering mine roads and coal hauling comes from surface water or water used for the production process. The remaining water from these activities is then processed in settling ponds to meet quality standards and then released into rivers. Meanwhile, the water used for domestic activities in the office comes from ground water (drilled wells). The remaining water from domestic activities is treated at the domestic Wastewater Treatment Plant (IPAL) until it meets quality standards and then released into rivers.

Untuk mengidentifikasi dan mengelola dampak-dampak terkait air, upaya-upaya yang dilakukan oleh BIB, antara lain:

- memastikan seluruh air limbah yang telah dikelola di kolam pengendapan dan IPAL telah memenuhi baku mutu yang ditetapkan

To identify and manage water-related impacts, the efforts made by BIB, among others:

- ensure that all wastewater that has been managed in settling ponds and IPAL meets the set quality standards

- melakukan pengelolaan dan pemantauan air secara harian
- mengukur kualitas air limbah (pH dan TSS) dengan menggunakan metodologi yang sesuai dengan SOP Manajemen Air Asam Tambang

- carry out water management and monitoring on a daily basis
- measure wastewater quality (pH and TSS) using a methodology in accordance with the SOP for Acid Mine Water Management

Pengambilan dan Pembuangan Air [GRI 303-3] [GRI 303-4] Water Intake and Discharge [GRI 303-3] [GRI 303-4]

	Satuan Unit	2022	2021	2020
Pengambilan Air/Water Intake				
Air Permukaan[1)] Surface Water	m^3	1,487.4	1,217.9	1,190.3
Air Bawah Tanah[2)] Ground Water	m^3	82.7	27.3	27.7
Pembuangan Air/Water Discharge				
Air Permukaan[1) 3)] Surface Water	m^3	54.0	N/A	N/A

Keterangan / Notes:
*) pada tahun 2020-2022 tidak ada konsumsi air untuk kebutuhan air minum yang diambil dari sumber air di sekitar wilayah operasi BIB
*) in 2020-2022, there were no water consumption for drinking water needs taken from water sources around BIB's operating area

[1)] untuk proses produksi
[2)] untuk aktivitas domestik
[3)] air lainnya (>1000 mg/l total padatan terlarut)
[1)] for the production process
[2)] for domestic activities
[3)] other water (>1000 mg/l total dissolved solids)

Untuk memantau efisiensi penggunaan air pada fasilitas atau proses dalam kegiatan operasional BIB, telah diterapkan program pengelolaan air dan konservasi air. Pemantauan air yang direkomendasikan dan peningkatan efisiensi dalam pengelolaan air ini meliputi penilaian jejak air dan siklus hidup, revegetasi tanaman di sempadan sungai, pencegahan pembuangan limbah, dan pemasangan *TMA logger*.

Program efisiensi air tambahan diperkenalkan melalui pemantaan skala pengukuran ketinggian air dan meteran debit aliran. Revegetasi yang dilakukan pada konservasi sungai berfungsi sebagai peredam kebisingan sekaligus penyerap emisi CO_2 di area pertambangan. Pemeliharaan rutin peralatan pengelolaan air dilakukan secara berkala untuk memastikan data yang andal dapat dicatat untuk pemantauan efisiensi penggunaan air. Selanjutnya, untuk memastikan relevansi dan keandalan sistem pengelolaan limbah dan air, dilakukan *benchmarking* dengan praktik terbaik.

BIB berpartisipasi dalam forum yang melibatkan pemangku kepentingan di wilayah operasional BIB. Forum ini menjadi wadah diskusi terkait keluhan, pengelolaan air, dan penyampaian laporan pemantauan kualitas air.

Keterlibatan pemangku eksternal juga dilibatkan melalui verifikasi lokasi tahunan yang dilakukan oleh pemerintah pusat dan daerah pada sistem dan praktik pengelolaan air. Umpan balik yang diiterima akan digunakan sebagai input perbaikan.

To monitor the efficiency of our water usage at facilities or processes in operational activities at BIB, water management and conservation policies and programmes were implemented. The water management includes water footprint and life cycle assessment, revegetation of plants on river borders, prevention of waste disposal, liquid in water bodies and installation of TMA loggers.

Additional water efficiency programs are introduced through monitoring of water level measuring scale and discharge flow meter. Revegetation introduced at river conservation acts as a noise damper as well as an absorber of CO_2 emissions at mining areas. Regular maintenance of water management equipment and tools are conducted to ensure reliable data is recorded for water usage efficiency monitoring. Furthermore, to ensure the relevancy and reliability of our effluent and water management systems, benchmarking with good practices is carried out.

BIB participates in forums involving stakeholders in BIB's operational areas. This forum is a forum for discussions related to complaints, water management, and submission of water quality monitoring reports.

External stakeholder engagements are also involved through a yearly site verification conducted by the central and local government on our water management systems and practices. The feedbacks received will be used as input for improvements.

Program Perbaikan untuk Meningkatkan Efisiensi Penggunaan Air
Improvement Programs to Increase the Efficiency of Water Usage

Sistem Pemantauan Waktu Nyata / Real Time Monitoring System

Sejak tahun 2020, BIB telah memasang sensor untuk memantau kualitas air limbah secara waktu nyata, menggunakan sistem pemantauan kualitas air limbah secara berkelanjutan dan sistem informasi dalam jaringan (SPARING). SPARING adalah salah satu dari 8 (delapan) sistem yang terdapat di ruang sistem informasi pengendalian pencemaran dan kerusakan lingkungan yang dikembangkan oleh Kementerian Lingkungan Hidup untuk memantau kualitas lingkungan. Dengan menggunakan SPARING, sensor dapat memantau pH, total padatan tersuspensi, jumlah debit air, dan kualitas air limbah.

Since 2020, BIB has installed sensors to monitor wastewater quality in real time, using the wastewater quality monitoring system continuously and in network information system (SPARING). SPARING is one of the 8 (eight) information systems in the system room information on pollution and environmental damage control, developed by the Ministry of Environment and Forestry, to monitor environmental quality. Under SPARING, the sensors can monitor pH, total suspended solids, amount of water discharge and the quality of wastewater.



Penyiram Air Otomatis / Automatic Water Sprinkler

Sejak 2020, BIB telah memasang penyiram otomatis di area pembibitan. Pembibitan ini mampu menampung hingga 500.000 bibit per tahun. Penyiram otomatis ini akan memastikan pemerataan air ke bibit untuk memfasilitasi pertumbuhannya. Setelah bibit memenuhi kriteria tertentu, bibit tersebut akan digunakan untuk mendukung kegiatan rehabilitasi BIB.

Since 2020, automatic sprinklers were installed in the nursery area. The nursery is able to house up to 500,000 seedlings each year. These sprinklers will ensure an even distribution of water to the seedlings to facilitate their growth. Once the seedlings meet certain criteria, they will be used to support BIB's rehabilitation activities.



Peralatan Pengolahan Air Limbah / Wastewater Treatment Equipment

BIB telah memasang peralatan pengolahan air limbah di kolam sedimennya, di mana air limbah hasil tambang diolah dan digunakan untuk mencuci peralatan tambang.

BIB has installed wastewater treatment equipment at its sediment ponds, where mined wastewater is being treated and used in workshops for the washing of mining equipments.



Sepanjang tahun 2022, BIB telah melaksanakan upaya pengelolaan efluen antara lain sebagai berikut:

- memastikan bahwa produk hasil pengolahan efluen dari wilayah operasi tidak melampaui parameter yang ditetapkan oleh pemerintah
- melibatkan laboratorium independen untuk secara rutin mengukur dan memantau kualitas air hasil pengolahan efluen sebelum air hasil pengolahan dialirkan
- menambah personil bersertifikasi untuk dapat mengelola dan memantau kualitas air tambang setiap hari
- melakukan pelatihan kepada karyawan untuk pengelolaan limbah tentang pengelolaan lahan basah buatan, mikrobiologi air limbah, dan pencampuran saluran air asam tambang
- melakukan real-time monitoring untuk mengukur kualitas air secara terus menerus

Throughout 2022, BIB implemented several efforts on effluent management, including the following:

- ensured that products generated from the effluent treatment in operation areas do not exceed the parameters set by the government
- worked with an independent laboratory to regularly measure and monitor the quality of water generated from the effluent treatment before the water is diverted
- employed additional certified personnel to be able to manage and monitor mine water quality daily
- conducted several effluent management trainings for employees on conducting artificial wetland, wastewater microbiology, and blending of acid mine drainage
- performed real-time monitoring to continuously measure water quality

Dengan berbagai upaya di atas, BIB berhasil mengelola efluen yang dihasilkan sehingga nilainya senantiasa memenuhi baku mutu yang ditetapkan oleh pemerintah.

With the various efforts mentioned above, BIB succeeded in managing its effluent so that its values met the quality standards set by the government.

Efluen Effluent	Satuan Unit	Baku Mutu Standard	Nilai Tertinggi Highest Value		
			2022	2021	2020
Total Padatan Tersuspensi Total Suspended Solids	mg/L	<200	114.0	84.0	53.8
Nilai pH pH Value	-	>6.0 / <9.0	7.3	7.0 / 8.1	7.1 / 7.8
Kandungan Kadmium Cadmium Content	mg/L	<0.05	0.03	0.014	0.02
Kandungan Besi Iron Content	mg/L	<7.0	0.05	1.31	0.4
Kandungan Mangan Manganese Content	mg/L	<4.0	0.55	0.18	0.5

Pengelolaan Lahan dan Keanekaragaman Hayati

Perseroan menyadari bahwa aktivitas penambangan BIB berdampak pada perubahan skala bentang lahan dan mengganggu ekosistem di sekitar wilayah operasional BIB. Wilayah konsesi BIB terletak di Kabupaten Tanah Bumbu, Kalimantan Selatan dan tidak berada di wilayah konservasi.

Untuk itu, BIB senantiasa berupaya melakukan pengelolaan lahan dengan baik guna mencegah kontaminasi lingkungan, erosi, dan tanah longsor agar dapat menekan seminimal mungkin dampak operasional yang dapat menggangu kehidupan habitat liar dan keanekaragaman hayati. Untuk mengembalikan daya dukung lingkungan dan ekosistem pada lahan pasca penambangan, sebelum memulai kegiatan penambangan, BIB selalu terlebih dahulu menyusun rencana penambangan beserta rencana pengendalian lingkungan, reklamasi, dan revegetasi pasca penambangan. BIB juga telah memerinci dampak, baik dampak langsung maupun dampak tidak langsung, dalam analisis dampak lingkungan BIB. [GRI 304-1] [GRI 304-2]

BIB menyadari bahwa keanekaragaman hayati menjadi indikator penting terhadap keberhasilan reklamasi tambang.

BIB berkomitmen untuk merehabilitasi lahan yang terkena dampak operasi penambangan BIB kembali ke kondisi semula untuk memastikan bahwa tidak ada efek samping jangka panjang yang berpotensi membahayakan kesehatan masyarakat, lingkungan, dan keanekaragaman hayati.

Kebijakan Reklamasi Lahan

- Lahan pertambangan harus dikembalikan ke keadaan semula dan/atau ke tujuan yang dimaksudkan.
- Luas area reklamasi harus sama dengan luas area yang ditambang.
- Tanah pucuk harus disimpan dengan tepat untuk tujuan revegetasi pasca penambangan.
- Proses reklamasi harus dipantau dan dikelola sesuai rencana.
- Gangguan pada pola drainase karena kegiatan pertambangan harus diperbaiki.
- Erosi harus diminimalkan selama dan setelah proses reklamasi.
- Revegetasi harus dilakukan dengan menggunakan spesies tanaman sebagaimana tercantum dalam rencana pengelolaan lingkungan yang disampaikan kepada ESDM.
- Selama reklamasi, akses jalan ke area reklamasi harus ditutup.

Land and Biodiversity Management

The Company realizes that BIB mining activities have an impact on changing the scale of the landform and disrupt the ecosystem around BIB's operational area. BIB's concession area is located in Tanah Bumbu Regency, South Kalimantan, and is not located in a conservation area.

For this reason, BIB seeks to carry out good land management to prevent environmental contamination, erosion, and landslides in order to reduce the minimum possible operational impacts that can interfere with wild habitat life and biodiversity. In order to restore the environmental carrying capacity and ecosystem on post-mining land, before starting its mining activities, BIB has always prepared a mining plan along with plans for environmental control, reclamation, and post-mining revegetation and reclamation. BIB has also detailed the impacts, both direct impacts and indirect impacts, in full in BIB's environmental impact analysis. [GRI 304-1] [GRI 304-2]

BIB realizes that biodiversity is an important indicator of the success of mine reclamation.

BIB is committed to rehabilitating land affected by BIB's mining operations back to its original condition to ensure that there are no long-term side effects that could potentially endanger the health of the people, environment, and biodiversity.

Land Reclamation Policy

- Mined land shall be returned to its original state and/or its intended purpose.
- The size of reclaimed area shall be equal to the size of mined area.
- Topsoil shall be stored appropriately for post-mining revegetation purposes.
- Reclamation process shall be monitored and managed as planned.
- Disruptions to drainage patterns due to mining activities shall be rectified.
- Erosion shall be minimised during and after the reclamation process.
- Revegetation shall be done using the plant species as listed on the environment management plan submitted to ESDM.
- During reclamation, the road access to the reclaimed area shall be closed.

Evaluasi Pendekatan Pengelolaan Lahan

- Audit/Verifikasi Internal
  Departemen lingkungan BIB memeriksa dan memantau kemajuan pengelolaan lahan setiap tahun.
- Audit/Verifikasi Eksternal
  Progres reklamasi dievaluasi dari segi kuantitas dan kualitas.
- Perbandingan dengan perusahaan pertambangan serupa
  Praktik BIB dibandingkan dengan praktik yang diterapkan oleh perusahaan pertambangan lainnya. BIB berupaya untuk dapat mengadopsi praktik terbaik serta senantiasa meninjau praktik saat ini untuk mencapai hasil yang lebih baik.
- Umpan Balik Pemangku Kepentingan
  ESDM akan memeriksa dan memverifikasi area reklamasi yang dilakukan oleh perusahaan sebelum dana jaminan reklamasi dicairkan dan dikembalikan ke perusahaan setiap tahunnya. Perusahaan kemudian harus menindaklanjuti laporan verifikasi dan melakukan semua perbaikan yang diperintahkan oleh inspektur tambang.

Evaluation of Land Management Approach

- Internal Audit/Verification
  The Environment department of BIB inspects and monitors the progress of land management yearly.
- External Audit/Verification
  The progress of reclamation is evaluated in terms of quantity and quality.
- Benchmarking to similar mining companies
  The practices of BIB are compared with other practices applied by other mining companies. BIB tries to adopt the best practices wherever possible and review current practices to achieve better results.
- Stakeholder's Feedback
  ESDM will inspect and verify the area reclaimed by the company before the reclamation guarantee fund is disbursed and returned annually to the company. The company must then follow-up on the verification report and make all repairs ordered by the mine inspector.

Evaluasi Pengelolaan Lahan
Evaluation of Land Management

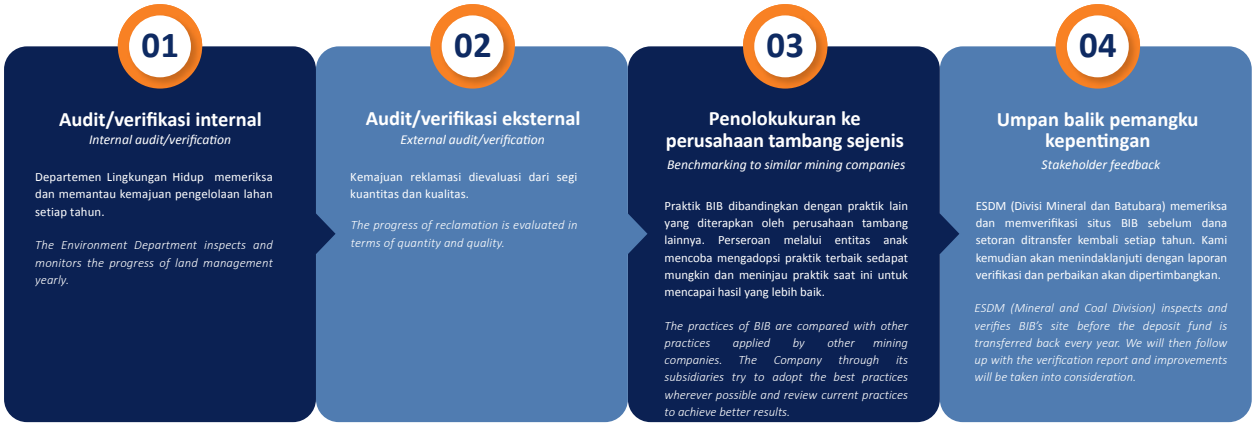

Dalam melaksanakan kegiatan pertambangannya, BIB telah memperoleh Izin Pinjam Pakai Kawasan Hutan (IPPKH).

In performing its mining activities, BIB has obtained a Forest Area Borrowing Permit (IPPKH).

Area yang Dipulihkan [GRI 304-3] Restored Areas [GRI 304-3]	Satuan Unit	2022	2021	2020
Reklamasi Reclamation	ha	742.0	64.8	63.5
Rehabilitasi Lahan Land Rehabilitation	ha	169.4	35.8	63.5
Penanaman Pohon Tree Plantation	pohon tree(s)	141,127	29,813	43,058

Pada tahun 2022, BIB telah melakukan rehabilitasi lahan seluas 169,4 hektar. BIB juga telah melakukan penanaman sebanyak 141.127 pohon pada tahun 2022. Melalui kegiatan rehabilitasi (seperti kegiatan penanaman pohon), diharapkan daya dukung ekosistem pasca penambangan dapat dikembalikan ke keadaan semula. [GRI 304-3]

In 2022, BIB had rehabilitated 169.4 ha. BIB had also planted 141,127 trees in 2022. Through the rehabilitation activities (such as tree plantation activities), it is expected that the post-mining carrying capacity of the ecosystem would be restored to its initial state. [GRI 304-3]

Untuk mencegah erosi dan menjaga kualitas air di kawasan Batulaki, Kusan dan Girimulya, BIB telah menggunakan lapisan geomembran di kolam sedimen baru. Lapisan ini digunakan untuk mengontrol migrasi cairan di lapisan kolam, penahanan tangki atau lapisan lubang di lokasi konstruksi, fasilitas penyimpanan, dan lokasi

To prevent erosion and protect the quality of water in Batulaki, Kusan dan Girimulya area, BIB has commenced to use a geomembrane layer in the new sediment pond. Geomembrane liners are used to control fluid migration in pond lining, tank containment or pit lining in construction sites, storage facilities, and industrial locations. The

industri. Lapisan geomembran digunakan karena ekonomis, memiliki ketahanan yang tinggi terhadap tusukan dan robekan, kuat, tahan lama, serbaguna, dan mudah dipasang. Mesin pembibitan air juga akan digunakan untuk tujuan revegetasi, pencegahan erosi tanah, tanah longsor, peningkatan kualitas udara, dan konservasi air.

Rencana rehabilitasi lahan dilakukan berdasarkan dokumen AMDAL untuk izin produksi selama rentang tahun 2009-2036 dan diturunkan ke dokumen rencana reklamasi 5 (lima) tahunan.

liners are often utilized as they are economical, high resistance to punctures and tears, are strong, durable, versatile, and are easy to install. Hydroseeding machines will also be used for revegetation purposes, prevention of soil erosion, landslides, air quality improvement, and water conservation.

The land rehabilitation plan is carried out based on the AMDAL document for production permits during the 2009-2036 and the 5-year reclamation plan document.

BIB telah melakukan pemantauan secara berkesinambungan terhadap spesies di wilayah konsesi yang termasuk ke dalam daftar merah *International Union for Conservation of Nature and Natural Resources (IUCN)*. [GRI 304-4]

BIB has conducted continuous monitoring of species in concession areas included in the International Union for Conservation of Nature and Natural Resources (IUCN) red list. [GRI 304-4]

Komitmen BIB untuk menjaga keanekaragaman hayati, antara lain diwujudkan dengan menetapkan kebijakan perlindungan keanekaragaman hayati, membuat area konservasi di dalam wilayah konsesi tambang dengan bekerjasama dengan konsultan eksternal, menetapkan area konservasi anggrek (*paraphalaenopsis laycockii*) dengan metode hibrida di luar konsesi tambang yang bekerja sama dengan Dinas Kehutanan Provinsi Kalimantan Selatan, serta melakukan transplantasi dan pemantauan terumbu karang di sekitar kegiatan operasional pelabuhan. [GRI 304-1] [GRI 304-2]

BIB's commitment to maintaining biodiversity, among others, is realized by establishing biodiversity protection policies, creating conservation areas within mining concessions in collaboration with external consultant, establishing an orchid conservation area (*paraphalaenopsis laycockii*) by a hybrid method outside the mining concession in collaboration with the South Kalimantan Provincial Forestry Service, and transplanting and monitoring coral reefs around port operations. [GRI 304-1] [GRI 304-2]

Area yang Dilindungi [GRI 304-3] Protected Areas [GRI 304-3]	Luas Lahan (ha) Land Area (ha)	Kondisi Condition
Arboretum Arboretum	2.0	Area dilindungi dengan menggunakan bantuan tenaga profesional Areas are Protected with the involvement of professional's assistance
Taman Konservasi Anggrek Orchid Conservation Park	6.0	
Terumbu Karang (Batu Anjir dan Batu Bajangan) Coral Reefs (Anjir Rock and Bajangan Rock)	0.2	

Dengan membuat area konservasi keanekaragaman hayati sebagai area penjaga keanekaragaman tumbuhan, satwa, dan ekosistem tertentu, cukup banyak satwa, seperti bekantan (*nasalis larvatus*), bajing kelapa (*callosciurus notatus*), tupai tanah (*tupaia tana*), bubut teragop (*centropus rectunguis*), dan elang laut perut putih (*haliaeetus leucogaster*), yang kembali ke area reklamasi. BIB melakukan pemantauan kehadiran satwa di area reklamasi secara berkala. [GRI 304-1] [GRI 304-2]

By creating biodiversity conservation areas as guardian areas for the diversity of certain plants, animals, and ecosystems, quite a lot of animals, such as proboscis monkeys (*nasalis larvatus*), coconut squirrels (*callosciurus notatus*), ground squirrels (*tupaia tana*), teragop lathes (*centropus rectunguis*), and white-bellied albatrosses (*haliaeetus leucogaster*), return to the reclamation area. BIB monitors the presence of animals in the reclamation area periodically. [GRI 304-1] [GRI 304-2]

Kebijakan Perlindungan Keanekaragaman Hayati

- Melindungi keanekaragaman hayati dengan pendekatan ekosistem dan spesies di wilayah operasi BIB.
- Menyediakan sumber daya manusia dengan kompetensi yang memadai untuk melakukan konservasi dan perlindungan keanekaragaman hayati.
- Melakukan konservasi *in-situ* dan *ex-situ* di kawasan BIB, termasuk perlindungan dan pelestarian hutan bakau dan terumbu karang dengan tingkat kelangsungan hidup >50%.
- Melaporkan status indeks keanekaragaman hayati 0-2 per semester.
- Mendorong seluruh pemangku kepentingan BIB untuk mendukung dan melaksanakan program perlindungan keanekaragaman hayati untuk meningkatkan tanggung jawab sosial dan lingkungan.
- Mendukung pengembangan strategi nasional dan rencana aksi perlindungan dan pemanfaatan keanekaragaman hayati.
- Memanfaatkan komponen biologis untuk keberlanjutan dan perlindungan keanekaragaman hayati.

Biodiversity Protection Policy

- Protect biodiversity using the ecosystem and species approaches in the working areas of BIB.
- Provide human resources with sufficient competencies to carry out conservation and protection of biodiversity.
- Conduct *in-situ* and *ex-situ* conservation in the area of BIB, including protection and preservation of mangrove forests and coral reefs with a survival rate of >50%.
- Report the status of the biodiversity index of 0-2 per semester.
- Encourage all stakeholders of BIB to support and carry out biodiversity protection programmes to enhance social and environmental responsibilities.
- Support the development of the national strategies and action plans on the protection and utilisation of biodiversity.
- Utilise biological components for the sustainability and protection of biodiversity.

- Memfasilitasi pengembangan ilmu pengetahuan bagi lembaga pendidikan perlindungan keanekaragaman hayati dan masyarakat lokal.
- Memfasilitasi partisipasi masyarakat lokal dan masyarakat adat dalam perlindungan dan pemanfaatan sumber daya hayati secara berkelanjutan, adil, dan merata.
- Melembagakan pengelolaan perlindungan keanekaragaman hayati berbasis masyarakat.

- Facilitate the development of science for biodiversity protection educational institutions and communities.
- Facilitate the participation of local and indigenous communities in the protection and utilisation of biological resources in a sustainable, fair, and equitable manner.
- Institutionalise the community-based biodiversity protection management.

Untuk meminimalkan dampak eksternalitas negatif, BIB juga mengembangkan mekanisme pengawasan identifikasi aspek dan dampak lingkungan dan sosial untuk menyeleksi pemasok dan kontraktor BIB.

To minimize the impact of negative externalities, BIB also developed an environmental and social impact identification monitoring mechanism to select BIB suppliers and contractors.

Hal-hal terkait pengelolaan penutupan tambang pasca penambangan tercantum pada dokumen Rencana Penutupan Tambang (RPT) yang telah disetujui ESDM.

Matters related to mine closure management post-mining are listed in the mine Closure Plan Document (RPT) that has been approved by ESDM.

Beberapa program pasca penambangan yang telah dikembangkan BIB, antara lain sebagai berikut:

- membentuk pusat pembelajaran masyarakat di bidang perikanan, peternakan, dan industri rumah tangga. Program ini telah dimulai sejak tahun 2018.
- melakukan kerjasama dengan Institut Pertanian Bogor untuk mengelola sistem, aplikasi teknis, dan modernisasi pusat pembelajaran masyarakat
- menginisiasi pembentukan dan memandu perkembangan koperasi bersama yang mengikutsertakan 20 desa yang berada di ring-1 wilayah operasional tambang. Koperasi ini didirikan untuk membantu masyarakat rentan untuk mendistribusikan hasil panen pertanian, peternakan, dan perikanan kepada pihak ketiga seperti perusahaan katering, restoran, dan lainnya.
- menginisiasi pembentukan dan memandu perkembangan UMKM *Center,* suatu pusat usaha kecil dan menengah. UMKM *Center* ini didirikan untuk membantu mengembangkan pasar ekonomi kreatif bagi masyarakat - seperti kafe, produk makanan dan minuman, dan produk hilir lainnya, sehingga masyarakat diharapkan dapat berkembang secara mandiri pasca penambangan.

Some of the post-mining programs that BIB has developed include the following:

- established community learning centers in fisheries, animal husbandry, and home industries. This program has been started since 2018.
- collaborated with Institut Pertanian Bogor to manage systems, technical applications, and modernization of community learning centers
- initiated the establishment and guides the development of a joint cooperative involving 20 villages located in ring-1 of the mine operational area. This cooperative was established to help vulnerable communities to distribute agricultural, livestock, and fishery crops to third parties such as catering establishments, restaurants, and others.
- initiated the establishment and guides the development of the UMKM Center, a small and medium business center. This UMKM Center was established to help develop creative economy markets for the community - such as cafes, food and beverage products, and other downstream products, so that the community is expected to develop independently post-mining.

Penghargaan
Awards

Perseroan, melalui BIB, memperoleh sejumlah penghargaan atas pengelolaan lingkungan hidup yang baik pada tahun 2022, sebagai berikut:

- Penghargaan Aditama Pengelolaan Lingkungan Hidup Pertambangan dari ESDM
- Penghargaan Proper Peringkat Hijau program Penilaian Peringkat Kinerja Perusahaan dalam Pengelolaan Lingkungan Hidup dari Kementerian Lingkungan Hidup dan Kehutanan

The Company, through BIB, received a number of awards for good environmental management in 2022, as follows:

- Aditama Award for Mining Environmental Management from ESDM
- Green Rating Proper Award Program Performance Rating Program in Environmental Management from the Ministry of Environment and Forestry

Pada tahun 2022, BIB tidak menerima keluhan yang signifikan terkait isu lingkungan.

In 2022, BIB received no significant complaints regarding environmental issues.

Alokasi Dana

Fund Allocation

Perseroan senantiasa berupaya untuk secara berkelanjutan memperbaiki program-program TJSL yang diberikan kepada masyarakat lokal dan pemangku kepentingan lainnya. Dalam menyusun perencanaan yang holistik, Perseroan berupaya untuk mengalokasikan dana program TJSL untuk aspek sosial dan lingkungan dengan memperhatikan kebutuhan dan harapan dari masing-masing kelompok pemangku kepentingan di setiap wilayah operasi Perseroan dan entitas anak.

The Company always seeks to continuously improve the CSER programs it provides to the local communities and other stakeholders. In preparing a holistic plan, the Company seeks to allocate CSER program funds for social and environmental aspects by considering the needs and expectations of each stakeholder group in each area of operation of the Company and its subsidiaries.

Jumlah dana yang dialokasikan untuk program-program TJSL Perseroan dan entitas anak untuk tahun 2020 sampai dengan 2022 disajikan pada tabel berikut:

The total funds allocated for the CSER programs of the Company and its subsidiaries for 2020 to 2022 is presented in the following table:

Aspek Aspects	**Tahun** Year					
	2022		**2021**		**2020**	
	Jumlah Amount **(juta/**million USD**)**	**%**	**Jumlah** Amount **(juta/**million USD**)**	**%**	**Jumlah** Amount **(juta/**million USD**)**	**%**
Aspek Lingkungan Hidup Environmental Aspect	3.1	59.7	1.6	23.6	0.7	31.0
Aspek Sosial Social Aspect	2.1	40.3	5.0	76.4	1.6	69.0
Jumlah Total Dana yang Dialokasikan Total Funds Allocated	**5.2**	**100.0**	**6.6**	**100.0**	**2.3**	**100.0**

Aspek Lingkungan Hidup / Environmental Aspect **2022**

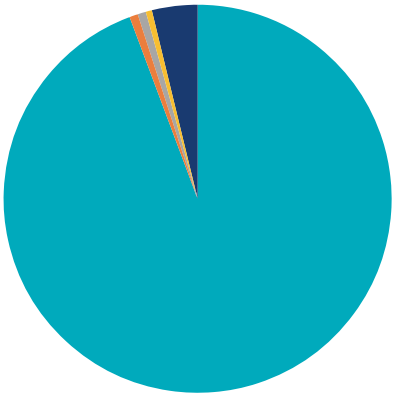

- Pengelolaan Lingkungan / Environmental Management
- Pemantauan Lingkungan / Environmental Monitoring
- Konsultan Lingkungan dan Pelatihan / Environmental and Training Consultants
- Peringatan Hari Bumi, Hari Lingkungan Hidup, serta Hari Pertambangan / Commemoration of Earth Day, Environment Day, and Mining Day
- Biaya Subkontraktor / Subcontractor Fee

Aspek Sosial / Social Aspect **2022**

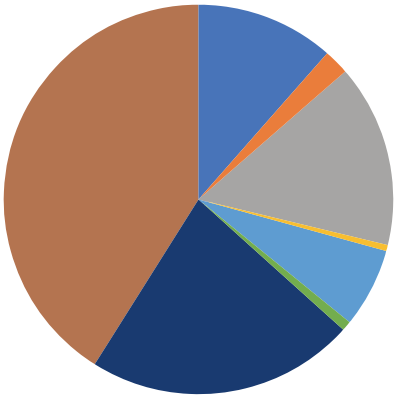

- Pilar Pendidikan / Education Pillar
- Pilar Kesehatan / Health Pillar
- Pilar Ekonomi Riil / Real Economy Pillar
- Pilar Kemandirian Ekonomi / Economic Independency Pillar
- Pilar Sosial dan Budaya / Social and Culture Pillar
- Pilar Pengelolaan Lingkungan Kehidupan Masyarakat Sekitar Tambang yang Berkelanjutan / Sustainable Management of Surrounding Environment Pillar
- Pilar Pembentukan Kelembagaan Komunitas Masyarakat Dalam Menunjang Kemandirian PPM / Establishment of Community Organization in Supporting PPM Independence Pillar
- Pilar Pembangunan Infrastruktur yang Menunjang PPM / Infrastructure development that supports PPM Pillar

Rencana Tahun 2023

Plans for 2023

Perseroan dan entitas anak secara berkala melakukan pemantauan serta evaluasi untuk mengukur dampak dan manfaat dari program-program TJSL yang telah dilaksanakan dalam mengembangkan program-program TJSL yang telah berjalan serta untuk membantu merumuskan program-program baru yang lebih efektif dan bermanfaat.

The Company and its subsidiaries periodically conduct monitoring and evaluation to measure the impact and benefits of the CSER programs that have been implemented to improve the CSER programs that have been running as well as to help formulate new programs that are more effective and beneficial.

Perseroan berharap bahwa program-program TJSL yang telah dilaksanakan selama tahun 2022 dapat kembali dilaksanakan dan/atau dikembangkan secara berkesinambungan di tahun-tahun berikutnya.

The Company hopes that the CSER programs that have been implemented during 2022 can be sustainably re-implemented and/or developed in the following years.

Aspek Aspects	**Rencana Tahun 2023** Plans for 2023	
Ekonomi Economic	• Meningkatkan kinerja operasi masing-masing aset dan bisnis Perseroan • Memonitor biaya • Meningkatkan kualitas produk dan/atau jasa serta layanan pelanggan • Meluncurkan inovasi produk dan/atau jasa baru yang sesuai dengan kebutuhan pelanggan dan dapat memberikan marjin usaha yang baik • Melakukan diversifikasi risiko usaha • Mengembangkan strategi pemasaran produk dan/atau jasa • Memperluas area pemasaran produk dan/atau jasa • Menjajaki peluang kerjasama yang dapat memberikan nilai tambah kepada Perseroan dan/atau entitas anak	• Improve the operational performance of each of the Company's assets and businesses • Monitor costs • Improve the quality of products and/or services as well as customer service • Launch new product and/or service innovations that are in accordance with customer needs and can provide good business margins • Diversify business risk • Develop product and/or service marketing strategies • Expand product and/or service marketing area • Explore cooperation opportunities that can provide added value to the Company and/or subsidiaries
Sosial Social	• Menjaga keberlanjutan perekrutan dan pengembangan karir karyawan secara adil • Menyelenggarakan pelatihan secara berkala kepada karyawan terkait dengan K3 • Memastikan bahwa penerapan manajemen mutu pada setiap lini bisnis terlaksana dengan baik dan konsisten • Membantu menyediakan sarana dan prasana belajar mengajar untuk pelajar dan masyarakat di sekitar wilayah operasi Perseroan dan/atau entitas anak • Membantu menyediakan dan/atau memperbaiki fasilitas pendidikan • Membantu menyediakan dan/atau memperbaiki fasilitas kesehatan • Memberikan pelatihan kepada calon-calon tenaga kerja dan masyarakat lokal terkait bidang-bidang yang sesuai dengan kebutuhan masyarakat lokal • Melanjutkan upaya pelibatan masyarakat lokal dalam kegiatan operasi entitas anak	• Maintain a fair and sustainable employees' recruitment and career development • Conduct regular training for employees related to HSE • Ensure that the implementation of quality management in each business line is carried out properly and consistently • Help provide teaching and learning facilities and infrastructure for students and communities around the Company's and/or subsidiaries' operation areas • Help provide and/or improve educational facilities • Help provide and/or improve health facilities • Provide training to prospective local workers and the community in related fields according to community needs • Continue the efforts to involve local communities in operational activities of subsidiaries
Lingkungan Hidup Environmental	• Melakukan penilaian risiko terkait iklim untuk aktivitas bisnis pertambangan dan perdagangan batu bara • Melanjutkan aktivitas reklamasi dan rehabilitasi lahan • Menjaga pemenuhan standar baku mutu yang ditetapkan oleh pemerintah	• Conduct climate-related risk assessment for coal mining and trading business activities • Continue with the land reclamation and rehabilitation activities • Maintain compliance with the quality standards set by the government

Perseroan berharap dengan perkembangan kinerja usaha yang berkelanjutan, Perseroan dapat memberikan manfaat yang lebih luas kepada masyarakat lokal dan lingkungan sekitar.

The Company hopes that with the sustainable development of its business performance, the Company will be able to provide greater benefits to the local communities and surrounding environment.

Verifikasi Pihak Independen [GRI 2-5-b]

Verification by Independent Party

Perseroan belum melibatkan pihak independen untuk melakukan verifikasi terhadap informasi terkait pelaksanaan program-program TJSL Perseroan. Perseroan akan mempertimbangkan pelibatan pihak independen untuk melakukan verifikasi atas informasi terkait pelaksanaan program-program TJSL pada tahun-tahun yang akan datang.

Namun, untuk menjamin kredibilitas dan kualitas informasi keberlanjutan material yang disampaikan, Perseroan telah melakukan proses verifikasi internal yang cukup ketat.

The Company has not involved an independent party to verify information related to the implementation of the Company's CSER programs. The Company will consider the involvement of independent parties to verify information related to the implementation of CSER programs in the coming years.

However, in order to ensure the credibility and quality of the submitted material sustainability information, the Company has carried out its fairly strict internal verification process.

Umpan Balik [GRI 2-3-d] [GRI 2-25-b] [GRI 2-25-e] [GRI 2-26]

Feedback

Perseroan membuka akses kepada para pemangku kepentingan untuk menyampaikan pertanyaan, umpan balik, saran, keluhan, maupun laporan pelanggaran terkait dengan pelaksanaan kegiatan operasi dan/atau keberlanjutan usaha Perseroan dan entitas anak kepada Sekretaris Perusahaan Perseroan.

Dugaan mengenai adanya pelanggaran aspek ekonomi, lingkungan hidup, dan sosial juga dapat disampaikan melalui:

- Surat elektronik ke alamat whistleblower@dss.co.id
- *WhatsApp* ke nomor 0881-1686-386
- Forum bipartit yang dilaksanakan secara berkala antara serikat pekerja dengan manajemen Perseroan
- Layanan pelanggan ke nomor telepon 1500-818 (khusus pertanyaan, umpan balik, saran, keluhan, maupun laporan pelanggaran terkait bisnis teknologi)
- HSE *Call Center* BIB di nomor 0812-510-9555 (khusus pertanyaan, umpan balik, saran, keluhan, maupun laporan pelanggaran terkait kegiatan operasi BIB)

Informasi lainnya mengenai sistem pelaporan pelanggaran, serta jumlah pengaduan yang diterima dan diselesaikan pada tahun 2022, dapat dilihat pada bagian Governansi Korporat, sub-bagian Unit Audit Internal.

The Company provides access for stakeholders to submit questions, feedback, suggestions, complaints, and whistleblowing reports related to the implementation of operations and/or business sustainability of the Company and its subsidiaries to the Company's Corporate Secretary.

Indications regarding violations of economic, environmental, and social aspects can also be submitted through:

- Email to whistleblower@dss.co.id
- WhatsApp to 0881-1686-386
- Bipartite forum which is held regularly between the union and the Company's management
- Customer service to 1500-818 (for questions, feedback, suggestions, complaints, or whistleblowing reports related to technology business)
- HSE Call Center BIB at 0812-510-9555 (for questions, feedback, suggestions, complaints, or whistleblowing reports related to BIB's operations activities)

Other information regarding the whistleblowing system, as well as the number of complaints received and resolved in 2022, can be found in the Corporate Governance section, subsection of the Internal Audit Unit.

Pelepasan dan Batasan Tanggung Jawab

Disclaimer and Limitation of Liability

Laporan ini berisi informasi pencapaian Perseroan serta rencana dan harapan masa depan. Realisasi mungkin berbeda dari rencana yang sudah ditetapkan dalam hal terjadi perubahan-perubahan atas asumsi yang digunakan pada saat Perseroan membuat rencana masa depan, antara lain yang terkait dengan peraturan perundang-undangan, kondisi ekonomi dan politik, nilai tukar mata uang, kondisi pasar komoditas, kompetisi usaha, prinsip-prinsip akuntansi, dan lain-lain.

This report contains information on the Company's achievements as well as future plans and expectations. Realizations may differ from the plans in the event that there are changes in the assumptions used in the plan such as changes of laws and regulations, economic and political conditions, currency exchange rates, commodity market conditions, business competition, accounting principles, and others.

DSS
energy and infrastructure

KUESIONER TENTANG KEBERLANJUTAN
Questionnaire On Sustainability

Kami mengharapkan masukan dari anda mengenai aspek material yang anda nilai penting bagi keberlanjutan PT Dian Swastatika Sentosa Tbk dan entitas anak

We need your input regarding material aspects that you value are important for the sustainability of PT Dian Swastatika Sentosa Tbk and subsidiaries

PROFIL PEMANGKU KEPENTINGAN / STAKEHOLDER PROFILE

Nama / Name : .....
Nama Perusahaan / Name of Company : .....
Surat Elektronik / Email : .....
No. HP / Mobile Number : .....

- ☐ Pemegang saham / Shareholder
- ☐ Pelanggan / Customer
- ☐ Karyawan / Employee
- ☐ Pemasok / Supplier
- ☐ Kreditur / Creditor
- ☐ Pemerintah / Government
- ☐ Media / Media
- ☐ Masyarakat lokal / Local community
- ☐ Lain-lain / Others

Mohon penilaian: 1 = Paling Penting s/d 20 = Paling Tidak Penting

Please rate: 1 = Most Important to 20 = Least Important

Pertumbuhan kinerja perusahaan	☐ Company's performance growth
Tata kelola perusahaan	☐ Corporate governance
Ketepatan waktu pembayaran pinjaman dan bunga	☐ Timely repayment of loans and interest
Ketepatan waktu pembayaran ke pemasok	☐ Timely payment to the suppliers
Rasio keuangan dan covenants yang terjaga	☐ Maintained financial ratios and covenants
Kemampuan pengembalian investasi	☐ Investment return ability
Kualitas produk/jasa yang baik dan sesuai	☐ Good and appropriate product/service quality
Proses pengadaan produk/jasa yang transparan	☐ Transparent procurement process
Permintaan produk/jasa yang wajar ke pemasok	☐ Reasonable product/service requests to suppliers
Harga produk/jasa yang wajar	☐ Reasonable prices for products/services
Pelayanan purna jual dan/atau penanganan keluhan yang baik	☐ Good after sales service and/or complaint handling
Perlakuan adil dan setara dalam perencanaan karir dan remunerasi	☐ Fair and equal treatment in career planning and remuneration
Kesehatan dan keselamatan kerja	☐ Occupational Safety and Health
Penyelenggaraan pelatihan dan pengembangan secara berkala	☐ Provision of regular training an development
Keberlanjutan usaha	☐ Business sustainability
Kepatuhan pada peraturan dan perundang-undangan	☐ Compliance with laws and regulations
Keterbukaan informasi dan pelaporan yang akurat dan tepat waktu	☐ Accurate and timely disclosure of information and reporting
Pengelolaan limbah dan lingkungan	☐ Waste and environmental management
Ketersediaan lapangan pekerjaan	☐ Availability of employment
Pengembangan ekonomi, sosial, dan lingkungan masyarakat	☐ Community economic, social and environmental development
Lainnya (jika ada) :	☐ Others (if any) :
.....	.....

Terima kasih atas partisipasi anda.
Mohon mengirimkan lembar kuesioner yang sudah diisi ini melalui surat elektronik/faksimili/pos ke:

Thank you for your participation.
Please send the completed questionaire form by email/facsimile/mail to the following:

PT Dian Swastatika Sentosa Tbk
Sinar Mas Land Plaza, Tower II, 24th Floor
Jl. MH. Thamrin No. 51
Jakarta 10350, Indonesia
Up. / Attn: Sekretaris Perusahaan / Corporate Secretary Surat Elektronik / Email: corsec@dss.co.id
Telepon / Telephone: +62 21 31990258
Faksimili / Facsimile: +62 21 31990259

Referensi Lampiran Surat Edaran OJK No. 32/ SEOJK.04/2015

Reference to the Attachment of OJK's Circular Letter No. 32/SEOJK.04/2015

No.	Prinsip dan Rekomendasi Principles and Recommendations	Penerapan Implementation	Referensi Reference	Keterangan Note
A	**Hubungan Perusahaan Terbuka dengan Pemegang Saham dalam Menjamin Hak-Hak Pemegang Saham** **Relations Between the Public Company and Its Shareholders in Assuring Shareholders' Rights**			
1	**Meningkatkan Nilai Penyelenggaraan RUPS** **Increasing the Value of the GMS**			
1.1	Perusahaan Terbuka memiliki cara atau prosedur teknis pengumpulan suara (*voting*) baik secara terbuka maupun tertutup yang mengedepankan independensi, dan kepentingan pemegang saham The Public Company has a technical method or procedure for voting, whether open or closed, which prioritizes the independency and interests of shareholders	Ya Yes		
1.2	Seluruh anggota Direksi dan anggota Dewan Komisaris Perusahaan Terbuka hadir dalam RUPST All members of the Board of Directors and the Board of Commissioners of the Public Company attend the AGM	Tidak No		Bapak Franky Oesman Widjaja (Presiden Komisaris) dan Bapak Indra Widjaja (Wakil Presiden Komisaris) tidak menghadiri RUPST tanggal 12 Mei 2022 dikarenakan memiliki agenda lain. Selain Bapak Franky Oesman Widjaja dan Bapak Indra Widjaja, seluruh anggota Dewan Komisaris dan anggota Direksi lainnya hadir dalam RUPST. **Keterangan:** Bapak Ir. F.X. Sutijastoto M.A. dan Bapak Dr. Hendrikus Passagi, S.Sos., S.H., M.H., M.Sc. baru diangkat sebagai Komisaris Independen berdasarkan keputusan RUPSLB Perseroan tanggal 6 Oktober 2022. Mr. Franky Oesman Widjaja (President Commissioner) and Mr. Indra Widjaja (Vice President Commissioner) did not attend the AGM on May 12, 2022, due to other agenda. Other than Mr. Franky Oesman Widjaja and Mr. Indra Widjaja, all other members of the Board of Commissioners and members of the Board of Directors were present at the AGMS. **Notes:** Mr. Ir. F.X. Sutijastoto M.A. and Mr. Dr. Hendrikus Passagi, S.Sos., S.H., M.H., M.Sc. were newly appointed as Independent Commissioner of the Company based on the resolution of the Company's EGM dated October 6, 2022.
1.3	Ringkasan risalah RUPS tersedia dalam situs web Perusahaan Terbuka paling sedikit selama 1 (satu) tahun Summary of the minutes of the GMS is available on the Public Company's website for at least 1 (one) year	Ya Yes	www.dssa.co.id Tata Kelola Perusahaan > Rapat > RUPS www.dssa.co.id Corporate Governance > Meetings > GMS	
2	**Meningkatkan Kualitas Komunikasi Perusahaan Terbuka dengan Pemegang Saham atau Investor** **Strengthening the Quality of Communication Between the Public Company and the Shareholders or Investors**			
2.1	Perusahaan Terbuka memiliki suatu kebijakan komunikasi dengan pemegang saham atau investor The Public Company has a policy on communication with shareholders or investors	Ya Yes		
2.2	Perusahaan Terbuka mengungkapkan kebijakan komunikasi Perusahaan Terbuka dengan pemegang saham atau investor dalam situs web The Public Company discloses its policy on communication with shareholders or investors on its website	Ya Yes	www.dssa.co.id Hubungan Investor > Laporan Tahunan dan Keberlanjutan www.dssa.co.id Investor Relations > Annual and Sustainability Report	

No.	Prinsip dan Rekomendasi Principles and Recommendations	Penerapan Implementation	Referensi Reference	Keterangan Note
B	**Fungsi dan Peran Dewan Komisaris** **Function and Role of the Board of Commissioners**			
3	**Memperkuat Keanggotaan dan Komposisi Dewan Komisaris** **Strengthening the Membership and Composition of the Board of Commissioners**			
3.1	Penentuan jumlah anggota Dewan Komisaris mempertimbangkan kondisi Perusahaan Terbuka The determination of the number of members of the Board of Commissioners takes into account the condition of the Public Company	Ya Yes		
3.2	Penentuan komposisi anggota Dewan Komisaris memperhatikan keberagaman keahlian, pengetahuan, dan pengalaman yang dibutuhkan The determination of the composition of the members of the Board of Commissioners takes into account the diversity of expertise, knowledge, and experience required	Ya Yes		
4	**Meningkatkan Kualitas Pelaksanaan Tugas dan Tanggung Jawab Dewan Komisaris** **Strengthening the Quality of the Execution of Duties and Responsibilities of the Board of Commissioners**			
4.1	Dewan Komisaris mempunyai kebijakan penilaian diri (*self-assessment*) untuk menilai kinerja Dewan Komisaris The Board of Commissioners has a self-assessment policy to assess the performance of the Board of Commissioners	Ya Yes		
4.2	Kebijakan penilaian diri (*self-assessment*) untuk menilai kinerja Dewan Komisaris, diungkapkan melalui Laporan Tahunan Perusahaan Terbuka The self-assessment policy to assess the performance of the Board of Commissioners is disclosed in the Annual Report of the Public Company	Ya Yes		
4.3	Dewan Komisaris mempunyai kebijakan terkait pengunduran diri anggota Dewan Komisaris apabila terlibat dalam kejahatan keuangan The Board of Commissioners has a policy on the resignation of the member of the Board of Commissioners who is involved in a financial crime	Ya Yes	www.dssa.co.id Tata Kelola Perusahaan > Dokumentasi Perusahaan > Piagam > Piagam Dewan Komisaris www.dssa.co.id Corporate Governance > Company Documentation > Charter > Charter of the Board of Commissioners	
4.4	Dewan Komisaris atau komite yang menjalankan fungsi nominasi dan remunerasi menyusun kebijakan suksesi dalam proses nominasi anggota Direksi The Board of Commissioners or the committee that performs the nomination and remuneration functions prepares a succession policy for the process of nominating the members of the Board of Directors	Ya Yes		
C	**Fungsi dan Peran Direksi** **Function and Role of the Board of Directors**			
5	**Memperkuat Keanggotaan dan Komposisi Direksi** **Strengthening the Membership and Composition of the Board of Directors**			
5.1	Penentuan jumlah anggota Direksi mempertimbangkan kondisi Perusahaan Terbuka serta efektivitas dalam pengambilan keputusan The determination of the number of members of the Board of Directors takes into account the condition of the Public Company and the effectiveness of decision making	Ya Yes		
5.2	Penentuan komposisi anggota Direksi memperhatikan keberagaman keahlian, pengetahuan, dan pengalaman yang dibutuhkan The determination of the composition of the members of the Board of Directors takes into account the diversity of expertise, knowledge, and experience required	Ya Yes		
5.3	Anggota Direksi yang membawahi bidang akuntansi atau keuangan memiliki keahlian dan/atau pengetahuan di bidang akuntansi The member of the Board of Directors who is in charge of finance or accounting has expertise and/or knowledge in the accounting field	Ya Yes		
6	**Meningkatkan Kualitas Pelaksanaan Tugas dan Tanggung Jawab Direksi** **Strengthening the Quality of the Execution of Duties and Responsibilities of the Board of Directors**			
6.1	Direksi mempunyai kebijakan penilaian diri (*self-assessment*) untuk menilai kinerja Direksi	Ya		

No.	Prinsip dan Rekomendasi Principles and Recommendations	Penerapan Implementation	Referensi Reference	Keterangan Note
	The Board of Directors has a self-assessment policy to assess the performance of the Board of Directors	Yes		
6.2	Kebijakan penilaian diri (*self-assessment*) untuk menilai kinerja Direksi diungkapkan melalui Laporan Tahunan Perusahaan Terbuka	Ya		
	The self-assessment policy to assess the performance of the Board of Directors is disclosed in the Annual Report of the Public Company	Yes		
6.3	Direksi mempunyai kebijakan terkait pengunduran diri anggota Direksi apabila terlibat dalam kejahatan keuangan	Ya	www.dssa.co.id Tata Kelola Perusahaan > Dokumentasi Perusahaan > Piagam > Piagam Direksi	
	The Board of Directors has a policy on the resignation of the member of the Board of Directors who is involved in a financial crime	Yes	www.dssa.co.id Corporate Governance > Company Documentation > Charter > Charter of the Board of Directors	
D	**Partisipasi Pemangku Kepentingan** **Stakeholder Participation**			
7	**Meningkatkan Aspek Tata Kelola Perusahaan melalui Partisipasi Pemangku Kepentingan** **Strengthening Corporate Governance Aspects through Stakeholder Participation**			
7.1	Perusahaan Terbuka memiliki kebijakan untuk mencegah terjadinya *insider trading*	Ya	• Kode Etik • Kebijakan Kepemilikan dan Perdagangan Saham Orang Dalam	
	The Public Company has a policy to prevent insider trading	Yes	• Code of Conduct • Insider Trading and Share Ownership Policy	
7.2	Perusahaan Terbuka memiliki kebijakan anti-korupsi dan anti-*fraud*	Ya	• Kode Etik • Kebijakan Anti Korupsi	
	The Public Company has an anti-corruption and anti-fraud policy	Yes	• Code of Conduct • Anti-Corruption Policy	
7.3	Perusahaan Terbuka memiliki kebijakan tentang seleksi dan peningkatan kemampuan pemasok atau *vendor*	Ya	Kebijakan Pengadaan Barang dan/atau Jasa	
	The Public Company has a policy on vendor selection and capability improvement	Yes	Procurement of Goods and/or Services Policy	
7.4	Perusahaan Terbuka memiliki kebijakan tentang pemenuhan hak-hak kreditur	Ya	Kebijakan Pemenuhan Hak-Hak Kreditur	
	The Public Company has a policy on the fulfillment of creditors' rights	Yes	Creditors' Rights Fulfilment Policy	
7.5	Perusahaan Terbuka memiliki kebijakan sistem *whistleblowing*	Ya	Kebijakan Sistem Pelaporan Pelanggaran	
	The Public Company has a policy on whistleblowing system	Yes	Whistleblowing System Policy	
7.6	Perusahaan Terbuka memiliki kebijakan pemberian insentif jangka panjang kepada Direksi dan karyawan	Ya		
	The Public Company has a policy on long-term incentives for the Board of Directors and employees	Yes		
E	**Keterbukaan Informasi** **Information Disclosure**			
8	**Meningkatkan Pelaksanaan Keterbukaan Informasi** **Strengthening Information Disclosure Practices**			
8.1	Perusahaan Terbuka memanfaatkan penggunaan teknologi informasi secara lebih luas selain situs web Perseroan sebagai media keterbukaan informasi	Ya		
	The Public Company utilizes information technology other than website as the media for disclosing information	Yes		
8.2	Laporan Tahunan Perusahaan Terbuka mengungkapkan pemilik manfaat akhir dalam kepemilikan saham Perusahaan Terbuka paling sedikit 5% (lima persen), selain pengungkapan pemilik manfaat akhir dalam kepemilikan saham Perusahaan Terbuka melalui pemegang saham utama dan pengendali	Ya		
	The Annual Report of the Public Company discloses the ultimate beneficial owner in the Public Company with share ownership of at least 5% (five percent), in addition to the disclosure of the ultimate beneficial owner in the Public Company share ownership through the majority and controlling shareholders	Yes		

Referensi Surat Edaran OJK No. 16/ SEOJK.04/2021

Reference to OJK's Circular Letter No. 16/SEOJK.04/2021

Isi Laporan Tahunan	Halaman dan Keterangan Page(s) and Note(s)	Content of the Annual Report
Ikhtisar Data Keuangan Penting		**Financial Highlights**
Ikhtisar Data Keuangan Penting memuat informasi keuangan yang disajikan dalam bentuk perbandingan selama 3 (tiga) tahun buku atau sejak memulai usahanya jika Emiten atau Perusahaan Publik tersebut menjalankan kegiatan usahanya kurang dari 3 (tiga) tahun, paling sedikit memuat:		The Financial Highlights section presents financial information in comparative form over a period of 3 (three) financial years or since the commencement of business if the Issuer or Public Company has been running for less than 3 (three) years, this information shall at least contain:
1) Pendapatan/Penjualan	8	1) Revenue/Sales
2) Laba Bruto		2) Gross Profit
3) Laba (Rugi)		3) Profit (Loss)
4) Jumlah Laba (Rugi) yang Dapat Diatribusikan kepada Pemilik Entitas Induk dan Kepentingan Non Pengendali		4) Profit (Loss) Attributable to Owners of the Parent Company and Non-Controlling Interests
5) Total Laba (Rugi) Komprehensif		5) Comprehensive Profit (Loss)
6) Jumlah Laba (Rugi) Komprehensif yang Dapat Diatribusikan kepada Pemilik Entitas Induk dan Kepentingan Non Pengendali		6) Comprehensive Profit (Loss) Attributable to Owners of the Parent Company and Non-Controlling Interests
7) Laba (Rugi) per Saham		7) Earning per Share
8) Jumlah Aset		8) Total Assets
9) Jumlah Liabilitas		9) Total Liabilities
10) Jumlah Ekuitas		10) Total Equity
11) Rasio Laba (Rugi) terhadap Jumlah Aset		11) Return on Assets
12) Rasio Laba (Rugi) terhadap Ekuitas		12) Return on Equity
13) Rasio Laba (Rugi) terhadap Pendapatan/Penjualan		13) Profit Margin
14) Rasio Lancar		14) Current Ratio
15) Rasio Liabilitas terhadap Ekuitas		15) Liabilities-to-Equity Ratio
16) Rasio Liabilitas terhadap Jumlah Aset		16) Liabilities-to-Asset-Ratio
17) Informasi dan rasio keuangan lainnya yang relevan dengan Emiten atau Perusahaan Publik dan jenis industrinya		17) Other financial information and ratios relevant to the Issuer or Public Company and the type of industry
Informasi Saham		**Stock Information**
Informasi Saham bagi Perusahaan Terbuka paling sedikit memuat:		Stock Information for Public Company, should at least contain:
1) Saham yang telah diterbitkan untuk setiap masa triwulan yang disajikan dalam bentuk perbandingan selama 2 (dua) tahun buku terakhir, paling sedikit memuat:	9	1) Shares issued for each three-month period presented in the comparative form in the last 2 (two) financial years, at least include:
a) Jumlah saham yang beredar		a) Total number of outstanding shares
b) Kapitalisasi pasar berdasarkan harga pada Bursa Efek tempat saham dicatatkan		b) Market capitalization based on the price on the Stock Exchange where the shares are listed
c) Harga saham tertinggi, terendah, dan penutupan berdasarkan harga pada Bursa Efek tempat saham dicatatkan		c) The highest, lowest, and closing share prices based on the price on the Stock Exchange where the shares are listed
d) Volume perdagangan pada Bursa Efek tempat saham dicatatkan		d) The trading volume on the Stock Exchange where the shares are listed
2) Dalam hal terjadi aksi korporasi yang menyebabkan terjadinya perubahan pada saham, seperti pemecahan saham, penggabungan saham, dividen saham, saham bonus, perubahan nilai nominal saham, penerbitan efek konversi, serta penambahan dan pengurangan modal, informasi saham sebagaimana dimaksud pada angka 1) ditambahkan penjelasan paling sedikit mengenai:	9 N/A	2) In the event of corporate actions that cause changes in shares, such as stock split, reverse stock, stock dividend, bonus shares, changes in par value of shares, issuance of convertible securities, as well as capital additions and subtractions, the explanation should be added with the explanation on the:
a) Tanggal pelaksanaan aksi korporasi		a) Date of the corporate action
b) Rasio pemecahan saham, penggabungan saham, dividen saham, saham bonus, jumlah efek konversi yang diterbitkan, dan perubahan nilai nominal saham		b) Ratio of stock split, reverse stock, stock dividend, bonus shares, number of convertible securities issued, and changes in par value of shares
c) Jumlah saham beredar sebelum dan sesudah aksi korporasi		c) Number of shares outstanding prior to and after the corporate action
d) Jumlah efek konversi yang dilaksanakan (jika ada)		d) Number of convertible securities exercised (if any)
e) Harga saham sebelum dan sesudah aksi korporasi		e) Share prices prior to and after the corporate action

Isi Laporan Tahunan	Halaman dan Keterangan Page(s) and Note(s)	Content of the Annual Report
3) Dalam hal terjadi penghentian sementara perdagangan saham, dan/atau pembatalan pencatatan saham dalam tahun buku, dijelaskan alasan penghentian sementara perdagangan saham dan/atau pembatalan pencatatan saham tersebut	9 N/A	3) In the event of temporary suspension and/or delisting occurs during the financial year, the reason for such suspension and/or delisting should be explained
4) Dalam hal penghentian sementara perdagangan saham sebagaimana dimaksud pada angka 3) dan/atau proses pembatalan pencatatan saham masih berlangsung hingga akhir periode Laporan Tahunan, dijelaskan tindakan yang dilakukan untuk menyelesaikan penghentian sementara perdagangan saham dan/atau pembatalan pencatatan saham tersebut	9 N/A	4) In the event that the temporary suspension as referred to in point number 3) and/or the delisting process continues until the end of the Annual Report period, the actions taken to settle the temporary suspension and/or delisting should be explained
Laporan Direksi		**Report by the Board of Directors**
Laporan Direksi paling sedikit memuat uraian singkat mengenai:		Report by the Board of Directors should at least contain brief explanations of:
1) Kinerja Emiten atau Perusahaan Publik, paling sedikit memuat:	16-21	1) Performance of the Issuer or Public Company, at least contains:
a) Strategi dan kebijakan strategis Emiten atau Perusahaan Publik		a) Strategies and strategic policies of the Issuer or Public Company
b) Peranan Direksi dalam perumusan strategi dan kebijakan strategis Emiten atau Perusahaan Publik		b) The role of the Board of Directors in the formulation of strategies and strategic policies of the Issuer or Public Company
c) Proses yang dilakukan Direksi untuk memastikan implementasi strategi Emiten atau Perusahaan Publik		c) The process performed by the Board of Directors to ensure the implementation of strategies of the Issuer of Public Company
d) Perbandingan antara hasil yang dicapai dengan yang ditargetkan Emiten atau Perusahaan Publik		d) Comparison between the results achieved and those targeted by the Issuer of Public Company
e) Kendala yang dihadapi Emiten atau Perusahaan Publik		e) Constraints experienced by the Issuer or Public Company
2) Gambaran tentang prospek usaha Emiten atau Perusahaan Publik		2) Overview of the business prospects of the Issuer of Public Company
3) Penerapan tata kelola Emiten atau Perusahaan Publik		3) Implementation of governance by the Issuer or Public Company
Laporan Dewan Komisaris		**Report by the Board of Commissioners**
Laporan Dewan Komisaris paling sedikit memuat uraian singkat mengenai:		Report by the Board of Commissioners should at least contain brief explanations of:
1) Penilaian terhadap kinerja Direksi mengenai pengelolaan Emiten atau Perusahaan Publik, termasuk pengawasan Dewan Komisaris dalam perumusan dan implementasi strategi Emiten atau Perusahaan Publik yang dilakukan oleh Direksi	10-15	1) Assessment of the performance of the Board of Directors regarding the management of the Issuer or Public Company, including the Board of Commissioners' supervision in the formulation and implementation of the strategy of the Issuer or Public Company carried out by the Board of Directors
2) Pandangan atas prospek usaha Emiten atau Perusahaan Publik yang disusun oleh Direksi		2) Views on the business prospects of the Issuer or Public Company as established by the Board of Directors
3) Pandangan atas penerapan tata kelola Emiten atau Perusahaan Publik		3) Views on the implementation of governance by the Issuer or Public Company
Profil Emiten atau Perusahaan Publik		**Profile of the Issuer or Public Company**
Profil Emiten atau Perusahaan Publik paling sedikit memuat informasi:		Profile of the Issuer or Public Company should at least contain the following information:
1) Nama Emiten atau Perusahaan Publik termasuk apabila terdapat perubahan nama, alasan perubahan, dan tanggal efektif perubahan nama pada tahun buku	22	1) Name of the Issuer or Public Company, including, if any, change of name, reason of change, and the effective date of the change of name in the financial year
2) Akses terhadap Emiten atau Perusahaan Publik termasuk kantor cabang atau kantor perwakilan yang memungkinkan masyarakat dapat memperoleh informasi mengenai Emiten atau Perusahaan Publik, meliputi:		2) Access to the Issuer or Public Company, including branch offices or representative offices that enable the public to obtain information about the Issuer or Public Company, including:
a) Alamat		a) Address
b) Nomor telepon		b) Telephone number
c) Alamat surat elektronik		c) Email address
d) Alamat situs web		d) Website address
3) Riwayat singkat Emiten atau Perusahaan Publik	25	3) Brief history of the Issuer or Public Company
4) Visi dan misi Emiten atau Perusahaan Publik serta budaya perusahaan atau nilai-nilai perusahaan	26	4) Vision and mission of the Issuer or Public Company as well as its corporate culture or values
5) Kegiatan usaha menurut Anggaran Dasar terakhir, kegiatan usaha yang dijalankan pada tahun buku, serta jenis barang dan/atau jasa yang dihasilkan	22	5) Business activities according to the latest Articles of Association, business activities carried out in the financial year, and types of goods and/or services produced
6) Wilayah operasional Emiten atau Perusahaan Publik; wilayah operasional merupakan wilayah atau daerah pelaksanaan kegiatan operasional atau jangkauan dari kegiatan operasional perusahaan	24	6) Operational areas of the Issuer or Public Company; an operational area is an area or region where the company's operational activities are conducted or the scope of the company's operational activities

Isi Laporan Tahunan	Halaman dan Keterangan Page(s) and Note(s)	Content of the Annual Report
7) Struktur organisasi Emiten atau Perusahaan Publik dalam bentuk bagan, paling sedikit sampai dengan struktur 1 (satu) tingkat di bawah Direksi termasuk Komite di bawah Direksi (jika ada) dan Komite di bawah Dewan Komisaris, disertai dengan nama dan jabatan	34	7) Organizational structure of the Issuer or Public Company in the form of a chart, at least down to 1 (one) level below the Board of Directors, including Committee(s) under the Board of Directors (if any) and Committee(s) under the Board of Commissioners, presenting the names and positions
8) Daftar keanggotaan asosiasi industri baik dalam skala nasional maupun internasional yang berkaitan dengan penerapan keuangan berkelanjutan	23	8) List of memberships in industry associations, on a national as well as international scale, related to the implementation of sustainable finance
9) Profil Direksi, paling sedikit memuat:		9) Profile of the Board of Directors, at least contains:
a) Nama dan jabatan yang sesuai dengan tugas dan tanggung jawab	42-49	a) Name and position in accordance with his/her duties and responsibilities
b) Foto terbaru		b) Latest photo
c) Usia		c) Age
d) Kewarganegaraan		d) Citizenship
e) Riwayat pendidikan dan/atau sertifikasi		e) Educational background and/or certifications
f) Riwayat jabatan, meliputi informasi:		f) Position history, including information regarding his/her:
(1) Dasar hukum pengangkatan sebagai anggota Direksi pada Emiten atau Perusahaan Publik yang bersangkutan		(1) Legal basis of appointment as a member of the Board of Directors in the Issuer or Public Company
(2) Rangkap jabatan, baik sebagai anggota Direksi, anggota Dewan Komisaris, dan/atau anggota Komite serta jabatan lainnya baik di dalam maupun di luar Emiten atau Perusahaan Publik. Dalam hal anggota Direksi tidak memiliki rangkap jabatan, maka diungkapkan mengenai hal tersebut.		(2) Concurrent positions, either as a member of the Board of Directors, a member of the Board of Commissioners, and/or a member of Committee, as well as other positions inside or outside the Issuer or Public Company. In the event that he/she does not have any concurrent position, this matter shall be disclosed.
(3) Pengalaman kerja beserta periode waktunya baik di dalam maupun di luar Emiten atau Perusahaan Publik		(3) Work experience and the period of time, both inside and outside the Issuer or Public Company
g) Hubungan afiliasi dengan anggota Direksi lainnya, anggota Dewan Komisaris, pemegang saham utama, dan pengendali baik langsung maupun tidak langsung sampai kepada pemilik individu, meliputi nama pihak yang terafiliasi. Dalam hal anggota Direksi tidak memiliki hubungan afiliasi, maka Emiten atau Perusahaan Publik mengungkapkan hal tersebut.		g) Affiliate relationships with other members of the Board of Directors, members of the Board of Commissioners, ultimate shareholders, and controller either directly or indirectly up to the individual owners, including the names of the affiliated parties. In the event that he/she does not have any affiliate relationship, then the Issuer of Public Company should disclose this matter.
h) Perubahan komposisi anggota Direksi dan alasan perubahannya. Dalam hal tidak terdapat perubahan komposisi anggota Direksi, maka diungkapkan mengenai hal tersebut.		h) Changes in the composition of the Board of Directors. In the event that there were no changes in the composition of the Board of Directors, this matter shall be disclosed.
10) Profil Dewan Komisaris, paling sedikit memuat:		10) Profile of the Board of Commissioners, at least contains:
a) Nama dan jabatan	36-41, 49, 171-172	a) Name and position
b) Foto terbaru		b) Latest photo
c) Usia		c) Age
d) Kewarganegaraan		d) Citizenship
e) Riwayat pendidikan dan/atau sertifikasi		e) Educational background and/or certifications
f) Riwayat jabatan, meliputi informasi:		f) Position history, including information regarding his/her:
(1) Dasar hukum pengangkatan sebagai anggota Dewan Komisaris		(1) Legal basis of appointment as a member of the Board of Commissioners
(2) Dasar hukum pengangkatan pertama kali sebagai anggota Dewan Komisaris yang merupakan Komisaris Independen pada Emiten atau Perusahaan Publik yang bersangkutan		(2) Legal basis of the first appointment as a member of the Board of Commissioners who is an Independent Commissioner of the Issuer or Public Company
(3) Rangkap jabatan, baik sebagai anggota Dewan Komisaris, anggota Direksi, dan/atau anggota Komite serta jabatan lainnya baik di dalam maupun di luar Emiten atau Perusahaan Publik. Dalam hal anggota Dewan Komisaris tidak memiliki rangkap jabatan, maka diungkapkan mengenai hal tersebut.		(3) Concurrent positions, either as a member of the Board of Commissioners, a member of the Board of Directors, and/or a member of Committee, as well as other positions inside or outside the Issuer or Public Company. In the event that he/she does not have any concurrent position, this matter shall be disclosed.
(4) Pengalaman kerja beserta periode waktunya baik di dalam maupun di luar Emiten atau Perusahaan Publik		(4) Work experience and the period of time, both inside and outside the Issuer or Public Company
g) Hubungan afiliasi dengan anggota Dewan Komisaris lainnya, pemegang saham utama, dan pengendali baik langsung maupun tidak langsung sampai kepada pemilik individu, meliputi nama pihak yang terafiliasi. Dalam hal anggota Dewan Komisaris tidak memiliki hubungan afiliasi, maka Emiten atau Perusahaan Publik mengungkapkan hal tersebut.		g) Affiliate relationships with other members of the Board of Commissioners, ultimate shareholders, and controller either directly or indirectly up to the individual owners, including the names of the affiliated parties. In the event that he/she does not have any affiliate relationship, then the Issuer of Public Company should disclose this matter.
h) Pernyataan independensi Komisaris Independen dalam hal Komisaris Independen telah menjabat lebih dari 2 (dua) periode		h) Statement of independency of the Independent Commissioner in the event that the Independent Commissioner has served for more than 2 (two) periods
i) Perubahan komposisi anggota Dewan Komisaris dan alasan perubahannya. Dalam hal tidak terdapat perubahan komposisi anggota Dewan Komisaris, maka diungkapkan mengenai hal tersebut.		i) Changes in the composition of the Board of Commissioners. In the event that there were no changes in the composition of the Board of Directors, this matter shall be disclosed.

Isi Laporan Tahunan	Halaman dan Keterangan Page(s) and Note(s)	Content of the Annual Report
11) Dalam hal terdapat perubahan susunan anggota Direksi dan/ atau anggota Dewan Komisaris yang terjadi setelah tahun buku berakhir sampai dengan batas waktu penyampaian Laporan Tahunan, susunan yang dicantumkan dalam Laporan Tahunan adalah susunan anggota Direksi dan/atau anggota Dewan Komisaris yang terakhir dan sebelumnya	N/A	11) In the event that there was a change in the composition of the Board of Directors and/or the Board of Commissioners that occurs between the end of the financial year and the submission date of the Annual Report, the composition disclosed in the Annual Report is the latest and previous compositions of the members of the Board of Directors and/or Board of Commissioners
12) Jumlah karyawan menurut jenis kelamin, jabatan, usia, tingkat pendidikan, dan status ketenagakerjaan (tetap/kontrak) dalam tahun buku	63-69	12) Number of employees based on gender, position, age, level of education, and employement status (permanent/contract) in the financial year
13) Nama pemegang saham dan persentase kepemilikan pada awal dan akhir tahun buku, yang terdiri dari informasi mengenai:		13) Name of shareholders and percentage of ownership at the beginning and end of the financial year, which should consist of the following information:
a) Pemegang saham yang memiliki 5% (lima persen) atau lebih saham Emiten atau Perusahaan Publik	50-52	a) Shareholders who own 5% (five percent) or more shares of the Issuer or Public Company
b) Anggota Direksi dan anggota Dewan Komisaris yang memiliki saham Emiten atau Perusahaan Publik. Dalam hal seluruh anggota Direksi dan/atau seluruh anggota Dewan Komisaris tidak memiliki saham, maka diungkapkan mengenai hal tersebut.	52-53, 169-170, 189	b) Members of the Board of Directors and members of the Board of Commissioners owning shares of the Issuer or Public Company. In the event that all members of the Board of Directors and/or all members of the Board of Commissioners do not own such shares, this matter shall be disclosed.
c) Kelompok pemegang saham masyarakat, yaitu kelompok pemegang saham yang masing-masing memiliki kurang dari 5% (lima persen) saham Emiten atau Perusahaan Publik	50-51	c) Group of public shareholders, namely a group of shareholders who each have less than 5% (five percent) shares of the Issuer or Public Company
14) Persentase kepemilikan tidak langsung atas saham Emiten atau Perusahaan Publik oleh anggota Direksi dan anggota Dewan Komisaris pada awal dan akhir tahun buku, termasuk informasi mengenai pemegang saham yang terdaftar dalam daftar pemegang saham untuk kepentingan kepemilikan tidak langsung anggota Direksi dan anggota Dewan Komisaris. Dalam hal seluruh anggota Direksi dan/atau seluruh anggota Dewan Komisaris tidak memiliki kepemilikan tidak langsung atas saham Emiten atau Perusahaan Publik, maka diungkapkan mengenai hal tersebut.	52-53, 169-170, 189	14) Percentage of indirect ownership of shares of the Issuer or Public Company by members of the Board of Directors and members of the Board of Commissioners at the beginning and end of the financial year, including information on the shareholder registered in the shareholder register acting for the benefit of indirect ownership of members of the Board of Directors and members of the Board of Commissioners. In the event that all members of the Board of Directors and/ or all members of the Board of Commissioners do not have indirect ownership of shares of the Issuer or Public Company, this matter shall be disclosed.
15) Jumlah pemegang saham dan persentase kepemilikan per akhir tahun buku berdasarkan klasifikasi:		15) Number of shareholders and percentage of ownership at the end of financial year based on the following classifications:
a) Kepemilikan institusi lokal	51	a) Ownership of local institutions
b) Kepemilikan institusi asing		b) Ownership of foreign institutions
c) Kepemilikan individu lokal		c) Ownership of local individual
d) Kepemilikan individu asing		d) Ownership of foreign individual
16) Informasi mengenai pemegang saham utama dan pengendali Emiten atau Perusahaan Publik, baik langsung maupun tidak langsung, sampai kepada pemilik individu, yang disajikan dalam bentuk skema atau bagan	50	16) Information regarding the ultimate and controlling shareholders of the Issuer or Public Company, either directly or indirectly, up to individual owners, presented in the form of a scheme or chart
17) Nama entitas anak, perusahaan asosiasi, perusahaan ventura bersama dimana Emiten atau Perusahaan Publik memiliki pengendalian bersama entitas (jika ada), beserta persentase kepemilikan saham, bidang usaha, total aset, dan status operasi entitas anak, perusahaan asosiasi, perusahaan ventura bersama. Untuk entitas anak, ditambahkan informasi mengenai alamat entitas anak tersebut.	53-61	17) Name of subsidiaries, associated companies, joint venture companies in which the Issuer or Public Company has joint control of the entity (if any), along with the percentage of share ownerships, line of business, total assets, and operating status of subsidiaries, associated companies, joint venture companies. For subsidiaries, the information presented shall include the address of the subsidiaries.
18) Kronologis pencatatan saham, jumlah saham, nilai nominal, dan harga penawaran dari awal pencatatan hingga akhir tahun buku serta nama Bursa Efek dimana saham Emiten atau Perusahaan Publik dicatatkan, termasuk pemecahan saham, penggabungan saham, dividen saham, saham bonus, dan perubahan nilai nominal saham, pelaksanaan efek konversi, pelaksanaan penambahan dan pengurangan modal (jika ada)	23 N/A	18) Chronology of shares listing, number of shares, par value, and bid price from the beginning of listing until the end of financial year as well as the name of the Stock Exchange where shares of the Issuer or Public Company are listed, including stock split, reverse stock, stock dividends, bonus shares, and changes in par value of shares, implementation of conversion effects, implementation of capital additions and subtractions (if any)
19) Informasi pencatatan efek lainnya selain efek sebagaimana dimaksud pada angka 18), yang belum jatuh tempo pada tahun buku paling sedikit memuat nama efek, tahun penerbitan, tingkat suku bunga/imbal hasil, tanggal jatuh tempo, nilai penawaran, dan peringkat efek (jika ada)	23 N/A	19) Information on other securities listing other than securities as referred to in point number 18), which has not yet matured in the financial year, shall at least contain the name of the securities, year of issue, interest rate/yield, maturity date, offering value, and securities rating (if any)
20) Informasi penggunaan jasa Akuntan Publik (AP) dan Kantor Akuntan Publik (KAP) beserta jaringan/asosiasi/aliansinya meliputi:		20) Information on the services of a Public Accountant (AP) and a Public Accounting Firm (KAP) as well as their network/ association/alliance including:
a) Nama dan alamat	62	a) Name and address
b) Periode penugasan		b) Period of assignment
c) Informasi jasa audit dan/atau non audit yang diberikan		c) Information on the audit and/or non-audit services provided

Isi Laporan Tahunan	Halaman dan Keterangan Page(s) and Note(s)	Content of the Annual Report
d) Biaya jasa audit dan/atau non audit untuk masing-masing penugasan yang diberikan selama tahun buku		d) Fee of the audit and/or non-audit services for each assignment given throughout the financial year
e) Dalam hal AP dan KAP beserta jaringan/asosiasi/aliansinya, yang ditunjuk tidak memberikan jasa non audit, maka diungkapkan mengenai informasi tersebut		e) In the event that the assigned AP and KAP as well as their network/association/alliance do not provide non-audit services, then the information is disclosed
21) Nama dan alamat lembaga dan/atau profesi penunjang pasar modal selain AP dan KAP	62	21) Name and address of capital market supporting institutions and/or professions other than AP and KAP
Analisis dan Pembahasan Manajemen		**Management Discussion and Analysis**
Analisis dan Pembahasan Manajemen memuat analisis dan pembahasan mengenai Laporan Keuangan dan informasi penting lainnya dengan penekanan pada perubahan material yang terjadi dalam tahun buku, yaitu paling sedikit memuat:		Management Discussion and Analysis includes analysis and discussion of Financial Statements and other important information with an emphasis on material changes that occur during the financial year, which includes at least:
1) Tinjauan operasi per segmen usaha sesuai dengan jenis industri Emiten atau Perusahaan Publik, paling sedikit mengenai:		1) Review of operations per business segment in accordance with the type of industry of the Issuer or Public Company, at least concerning:
a) Produksi, yang meliputi proses, kapasitas, dan perkembangannya	80-88	a) Production, including the process, capacity, and development
b) Pendapatan/penjualan		b) Revenue/sales
c) Profitabilitas		c) Profitability
2) Kinerja keuangan komprehensif yang mencakup perbandingan kinerja keuangan dalam 2 (dua) tahun buku terakhir, penjelasan tentang penyebab adanya perubahan dan dampak perubahan tersebut, paling sedikit mengenai:		2) Comprehensive financial performance which includes a comparison of financial performance in the last 2 (two) years, an explanation of the causes of changes and the impact of these changes, at least concerning:
a) Aset lancar, aset tidak lancar, dan total aset	101-107	a) Current assets, non-current assets, and total assets
b) Liabilitas jangka pendek, liabilitas jangka panjang, dan total liabilitas	107-111	b) Short-term liabilities, long-term liabilities, and total liabilities
c) Ekuitas	111-113	c) Equity
d) Pendapatan/penjualan, beban, laba (rugi), penghasilan komprehensif lain, dan total laba (rugi) komprehensif	113-119	d) Revenue/sales, expenses, profit (loss), other comprehensive income, and total comprehensive profit (loss)
e) Arus kas	119-121	e) Cashflow
3) Kemampuan membayar utang atau kewajiban dengan menyajikan perhitungan rasio yang relevan	122	3) Ability to pay debts or obligations by presenting relevant ratio calculations
4) Tingkat kolektibilitas piutang Emiten atau Perusahaan Publik dengan menyajikan perhitungan rasio yang relevan	122	4) The collectability of accounts receivable of the Issuer or Public Company by presenting the relevant ratio calculation
5) Struktur modal dan kebijakan manajemen atas struktur modal tersebut disertai dasar penentuan kebijakan dimaksud	123	5) The capital structure and management policy on the capital structure accompanied by the basis for determining the intended policy
6) Bahasan mengenai ikatan yang material untuk investasi barang modal dengan penjelasan paling sedikit memuat:		6) Discussions about material agreement for capital goods investments, with explanations at least include:
a) Tujuan dari ikatan tersebut	124 Tidak terdapat ikatan material untuk barang modal yang masih berlangsung pada 31 Desember 2022. There was no material commitment for capital expenditure as of December 31, 2022.	a) Purpose of the agreement
b) Sumber dana yang diharapkan untuk memenuhi ikatan tersebut		b) Source of funds expected to fulfill the agreement
c) Mata uang yang menjadi denominasi		c) Currency
d) Langkah yang direncanakan Emiten atau Perusahaan Publik untuk melindungi risiko dari posisi mata uang asing yang terkait		d) Measures taken by the Issuer or Public Company to protect the risks of the related foreign currency positions
7) Bahasan mengenai investasi barang modal yang direalisasikan dalam tahun buku terakhir, paling sedikit memuat:		7) Discussion of capital goods investment realized in the latest financial year, at least includes:
a) Jenis investasi barang modal	124	a) Type of capital goods investments
b) Tujuan investasi barang modal		b) The purpose of investing in capital goods
c) Nilai investasi barang modal yang dikeluarkan		c) Value of investment in capital goods
8) Informasi dan fakta material yang terjadi setelah tanggal laporan akuntan (jika ada)	125	8) Information and material facts that occur after the date of the accountant's report (if any)
9) Prospek usaha dari Emiten atau Perusahaan Publik dikaitkan dengan kondisi industri, ekonomi secara umum dan pasar internasional disertai data pendukung kuantitatif dari sumber data yang layak dipercaya	75-80	9) Business prospects of the Issuer or Public Company, to be related to the conditions of the industry, general economy and international markets, accompanied by quantitative supporting data from reliable sources

Isi Laporan Tahunan	Halaman dan Keterangan Page(s) and Note(s)	Content of the Annual Report
10) Perbandingan antara target/proyeksi pada awal tahun buku dengan hasil yang dicapai (realisasi), mengenai:		10) Comparison between targets/projections at the beginning of the financial year with the results achieved (realization), regarding:
a) Pendapatan/penjualan;	80-88	a) Revenue/sales;
b) Laba (rugi);		b) Profit (loss);
c) Struktur modal; atau		c) Capital structure; or
d) Hal lainnya yang dianggap penting bagi Emiten atau Perusahaan Publik		d) Other important matters for the Issuer or Public Company
11) Target/proyeksi yang ingin dicapai Emiten atau Perusahaan Publik untuk 1 (satu) tahun mendatang, mengenai:		11) The target/projection that the Issuer or Public Company wants to achieve for the next 1 (one) year, regarding:
a) Pendapatan/penjualan;	124	a) Revenue/sales;
b) Laba (rugi);		b) Profit (loss);
c) Struktur modal;		c) Capital structure;
d) Kebijakan dividen; atau		d) Dividend policy; or
e) Hal lainnya yang dianggap penting bagi Emiten atau Perusahaan Publik		e) Other important matters for the Issuer or Public Company
12) Aspek pemasaran atas barang dan/atau jasa Emiten atau Perusahaan Publik, paling sedikit mengenai strategi pemasaran dan pangsa pasar	88-90	12) Marketing aspects of goods and/or services of the Issuer or Public Company, at least regarding marketing strategies and market shares
13) Uraian mengenai dividen selama 2 (dua) tahun buku terakhir, paling sedikit:		13) Description of dividends for the last 2 (two) financial years, at least includes:
a) Kebijakan dividen, antara lain memuat informasi persentase jumlah dividen yang dibagikan terhadap laba bersih	124	a) Dividend policy, including information on the percentage of the amount of dividend distributed to net profit
b) Tanggal pembayaran dividen kas dan/atau tanggal distribusi dividen non kas		b) Dividend payment date and/or non-cash dividend distribution date
c) Jumlah dividen per saham (kas dan/atau non kas)		c) Total dividend per share (cash and/or non-cash)
d) Jumlah dividen per tahun yang dibayar		d) Amount of dividend paid per year
Dalam hal Emiten atau Perusahaan Publik tidak membagikan dividen dalam 2 (dua) tahun terakhir, maka diungkapkan mengenai hal tersebut.		In the event that the Issuer or Public Company did not distribute dividends in the last 2 (two) years, this matter shall be disclosed.
14) Realisasi penggunaan dana hasil Penawaran Umum, dengan ketentuan:	125	14) Realization of the use of funds from the Public Offering, provided that:
a) Dalam hal selama tahun buku, Emiten memiliki kewajiban menyampaikan Laporan Realisasi Penggunaan Dana, maka diungkapkan realisasi penggunaa dana hasil Penawaran Umum secara kumulatif sampai dengan akhir tahun buku	N/A	a) In the event that during the financial year, the Issuer has the obligation to submit a report on the use of funds, the cumulative realization of the use of funds from the Public Offering shall be disclosed until the end of the financial year
b) Dalam hal terdapat perubahan penggunaan dana sebagaimana diatur dalam Peraturan OJK mengenai Laporan Realisasi Penggunaan Dana Hasil Penawaran Umum, maka Emiten menjelaskan perubahan tersebut	N/A	b) In the event of a change in the use of funds as stipulated in the OJK Regulation concerning the Realization of the Use of Proceeds from the Public Offering, the Issuer explains the changes
15) Informasi material (jika ada), antara lain mengenai investasi, ekspansi, divestasi, penggabungan/peleburan usaha, akuisisi, restrukturisasi utang/modal, transaksi material, transaksi afiliasi, dan transaksi benturan kepentingan, yang terjadi pada tahun buku, paling sedikit memuat:		15) Material information (if any), among others concerning investment, expansion, divestment, business merger/consolidation, acquisition, debt/capital restructuring, material transactions, affiliate transactions, and conflict of interest transactions, which occur in the financial year, at least contains:
a) Tanggal, nilai, dan objek transaksi	92-96	a) Date, value, and object of the transaction
b) Nama pihak yang melakukan transaksi		b) Name of the parties that perform the transaction
c) Sifat hubungan afiliasi (jika ada)		c) Nature of the affiliated relationship (if any)
d) Penjelasan mengenai kewajaran transaksi		d) Description of the fairness of the transaction
e) Pemenuhan ketentuan terkait		e) Compliance with relevant provisions
f) Dalam hal terdapat hubungan afiliasi, selain mengungkapkan informasi sebagaimana dimaksud dalam huruf a) sampai dengan huruf e), Emiten atau Perusahaan Publik juga mengungkapkan informasi:		f) In the event that there is an affiliate relationship, in addition to disclosing the information as referred to in letter a) to letter e), the Issuer or Public Company shall also disclose the following information:
(1) Pernyataan Direksi bahwa transaksi afiliasi telah melalui prosedur yang memadai untuk memastikan bahwa transaksi afiliasi dilaksanakan sesuai dengan praktik bisnis yang berlaku umum antara lain dilakukan dengan memenuhi prinsip transaksi yang wajar		(1) Statement of the Board of Directors that the affiliated transaction(s) had gone through adequate procedures to ensure that the transaction(s) was carried out in accordance with generally accepted business practices, among others, by complying with the arms-length principle
(2) Peran Dewan Komisaris dan Komite Audit dalam melakukan prosedur yang memadai untuk memastikan bahwa transaksi afiliasi dilaksanakan sesuai dengan praktik bisnis yang berlaku umum antara lain dilakukan dengan memenuhi prinsip transaksi yang wajar		(2) Role of the Board of Commissioners and Audit Committee in performing an adequate procedure to ensure that affiliated transactions are carried out in accordance with generally accepted business practices, among others, by complying with the arms-length principle

Isi Laporan Tahunan	Halaman dan Keterangan Page(s) and Note(s)	Content of the Annual Report
g) Untuk transaksi afiliasi atau transaksi material yang merupakan kegiatan usaha yang dijalankan dalam rangka menghasilkan pendapatan usaha dan dijalankan secara rutin, berulang, dan/atau berkelanjutan, ditambahkan penjelasan bahwa transaksi afiliasi atau transaksi material tersebut merupakan kegiatan usaha yang dijalankan dalam rangka menghasilkan pendapatan usaha dan dijalankan secara rutin, berulang, dan/atau berkelanjutan. Dalam hal transaksi afiliasi atau transaksi material dimaksud telah diungkapkan dalam Laporan Keuangan tahunan, ditambahkan informasi mengenai rujukan pengungkapan dalam Laporan Keuangan tahunan tersebut.		g) For affiliated transactions or material transactions which are business activities carried out in order to generate revenues and are carried out regularly, repeatedly, and/or continuously, an explanation should be added that the affiliated transactions or material transactions are business activities carried out in order to generate revenues and are run regularly, repeatedly, and/or continuously. In the event that the affiliated transactions or material transactions have been disclosed in the annual Financial Statements, additional information regarding the disclosure reference in the annual financial statements should be added.
h) Untuk pengungkapan transaksi afiliasi dan/atau transaksi benturan kepentingan yang merupakan hasil pelaksanaan transaksi afiliasi dan/atau transaksi benturan kepentingan yang telah disetujui pemegang saham independen, ditambahkan informasi mengenai tanggal pelaksanaan RUPS yang menyetujui transaksi afiliasi dan/atau transaksi benturan kepentingan tersebut		h) For the disclosure of affiliated transactions and/or conflict of interest transactions resulting from the implementation of affiliated transactions and/or conflict of interest transactions that have been approved by independent shareholders, additional information regarding the date of the GMS that approved the affiliated transactions and/or conflict of interest transactions should be added
i) Dalam hal tidak terdapat transaksi afiliasi dan/atau transaksi benturan kepentingan, maka diungkapkan mengenai hal tersebut		i) In the event that there is no affiliated transaction and/or conflict of interest transaction, then this matter shall be disclosed
16) Perubahan ketentuan peraturan perundang-undangan yang berpengaruh signifikan terhadap Emiten atau Perusahaan Publik dan dampaknya terhadap Laporan Keuangan (jika ada)	96-98	16) Amendments of laws and regulations that have a significant effect on the Issuer or Public Company and the impact on the Financial Statements (if any)
17) Perubahan kebijakan akuntansi, alasan, dan dampaknya terhadap Laporan Keuangan (jika ada)	98-100	17) Changes in accounting policies, reasons, and impact on the Financial Statements (if any)
Tata Kelola Emiten atau Perusahaan Publik		**Corporate Governance of the Issuer or Public Company**
Tata Kelola Emiten atau Perusahaan Publik paling sedikit memuat uraian singkat mengenai:		Governance of the Issuer or Public Company contains at least a brief description of:
1) RUPS, paling sedikit memuat:		**1)** GMS, at least contains:
a) Informasi mengenai keputusan RUPS pada tahun buku dan 1 (satu) tahun sebelum tahun buku, meliputi:	130-152	a) Information regarding the resolutions of the GMS in the financial year and 1 (one) year prior to the financial year, including:
(1) Keputusan RUPS pada tahun buku dan 1 (satu) tahun sebelum tahun buku yang direalisasikan pada tahun buku		(1) GMS resolutions in the financial year and 1 (one) year prior to the financial year that were realized in the financial year
(2) Keputusan RUPS pada tahun buku dan 1 (satu) tahun sebelum tahun buku yang belum direalisasikan beserta alasan belum direalisasikan		(2) GMS resolutions in the financial year and 1 (one) year prior to the financial year that have not been realized along with the reasons for not realizing it
b) Dalam hal Emiten atau Perusahaan Publik menggunakan pihak independen dalam pelaksanaan RUPS untuk melakukan perhitungan suara, maka diungkapkan mengenai hal tersebut		b) In the event that the Issuer or Public Company used an independent party in the holding of its GMS to perform voting calculations, then this matter shall be disclosed
2) Direksi, paling sedikit memuat:		**2)** The Board of Directors, at least contains:
a) Tugas dan tanggung jawab masing-masing anggota Direksi	172-174	a) Duties and responsibilities of each member of the Board of Directors
b) Pernyataan bahwa Direksi memiliki pedoman atau piagam Direksi	174	b) Statement that the Board of Directors has a guideline or charter of the Board of Directors
c) Kebijakan dan pelaksanaan frekuensi rapat Direksi, rapat Direksi bersama Dewan Komisaris, dan tingkat kehadiran anggota Direksi dalam rapat tersebut termasuk kehadiran dalam RUPS	180-185	c) Policy and implementation regarding the frequency of the Board of Directors meetings, including joint meetings with the Board of Commissioners, and the attendance level of the members of the Board of Directors at the meetings including attendance level at the GMS
d) Pelatihan dan/atau peningkatan kompetensi anggota Direksi:		d) Training and/or competency development for members of the Board of Directors:
(1) Kebijakan pelatihan dan/atau peningkatan kompetensi anggota Direksi, termasuk program orientasi bagi anggota Direksi yang baru diangkat (jika ada)	186-187	(1) Training and/or competency development policy for members of the Board of Directors, including induction program for newly appointed member(s) of the Board of Directors (if any)
(2) Pelatihan dan/atau peningkatan kompetensi yang diikuti anggota Direksi dalam tahun buku (jika ada)		(2) Training and/or competency development attended by members of the Board of Directors in the financial year (if any)
e) Penilaian Direksi terhadap kinerja komite yang mendukung pelaksanaan tugas Direksi pada tahun buku paling sedikit memuat:		e) Performance evaluation of the committee that supports the implementation of duties of the Board of Directors at least contains:

Isi Laporan Tahunan	Halaman dan Keterangan Page(s) and Note(s)	Content of the Annual Report
(1) Prosedur penilaian kinerja	1866	(1) Performance evaluation procedure
(2) Kriteria yang digunakan seperti capaian kinerja selama tahun buku, kompetensi dan kehadiran dalam rapat		(2) Criteria used such as performance achievements during the financial year, competence and attendance at meetings
f) Dalam hal Emiten atau Perusahaan Publik tidak memiliki komite yang mendukung pelaksanaan tugas Direksi, maka diungkapkan mengenai hal tersebut	N/A	f) In the event that the Issuer or Public Company did not have any committee that supports the implementation of duties of the Board of Directors, then this matter shall be disclosed
3) Dewan Komisaris, paling sedikit memuat:		**3)** The Board of Commissioners, at least contains:
a) Tugas dan tanggung jawab Dewan Komisaris	152	a) Duties and responsibilities of the Board of Commissioners
b) Pernyataan bahwa Dewan Komisaris memiliki pedoman atau piagam Dewan Komisaris	154	b) Statement that the Board of Commissioners has a guideline or charter of the Board of Commissioners
c) Kebijakan dan pelaksanaan frekuensi rapat Dewan Komisaris, rapat Dewan Komisaris bersama Direksi dan tingkat kehadiran anggota Dewan Komisaris dalam rapat tersebut termasuk kehadiran dalam RUPS	160-164	c) Policy and implementation regarding the frequency of the Board of Commissioners meetings, including joint meetings with the Board of Directors, and the attendance level of members of the Board of Commissioners at the meetings including attendance level at the GMS
d) Pelatihan dan/atau peningkatan kompetensi anggota Dewan Komisaris:		d) Training and/or competency development for members of the Board of Commissioners:
(1) Kebijakan pelatihan dan/atau peningkatan kompetensi anggota Dewan Komisaris, termasuk program orientasi bagi anggota Dewan Komisaris yang baru diangkat (jika ada)	166-167	(1) Training and/or competency development policy for members of the Board of Commissioners, including induction program for newly appointed member(s) of the Board of Commissioners (if any)
(2) Pelatihan dan/atau peningkatan kompetensi yang diikuti anggota Dewan Komisaris dalam tahun buku (jika ada)		(2) Training and/or competency development attended by members of the Board of Commissioners in the financial year (if any)
e) Penilaian kinerja Direksi dan Dewan Komisaris serta masing-masing anggota Direksi dan anggota Dewan Komisaris, paling sedikit memuat:		e) Performance evaluation of the Board of Directors and the Board of Commissioners as well as the evaluation for each member of the Board of Directors and the Board of Commissioners, at least contains:
(1) Prosedur pelaksanaan penilaian kinerja	164, 186, 211-213	(1) Performance evaluation procedure
(2) Kriteria yang digunakan seperti capaian kinerja selama tahun buku, kompetensi dan kehadiran dalam rapat		(2) Criteria used such as performance achievements during the financial year, competence and attendance at meetings
(3) Pihak yang melakukan penilaian		(3) Party conducting the evaluation
f) Penilaian Dewan Komisaris terhadap kinerja Komite yang mendukung pelaksanaan tugas Dewan Komisaris pada tahun buku meliputi:		f) The Board of Commissioners' evaluation on the performance of the Committee(s) that supports the implementation of duties of the Board of Commissioners in the financial year containing:
(1) Prosedur penilaian kinerja	165-166	(1) Performance evaluation procedure
(2) Kriteria yang digunakan seperti capaian kinerja selama tahun buku, kompetensi dan kehadiran dalam rapat		(2) Criteria used such as performance achievements during the financial year, competence and attendance at meetings
4) Nominasi dan remunerasi Direksi dan Dewan Komisaris, paling sedikit memuat:		**4)** Nomination and remuneration of the Board of Directors and the Board of Commissioners, at least contains:
a) Prosedur nominasi, meliputi uraian singkat mengenai kebijakan dan proses nominasi anggota Direksi dan/atau anggota Dewan Komisaris	214	a) The nomination procedure, including a brief description of the policies and process for nomination of members of the Board of Directors and/or members of the Board of Commissioners
b) Prosedur dan pelaksanaan remunerasi Direksi dan Dewan Komisaris, antara lain:		b) Procedures and implementation of remuneration for the Board of Directors and the Board of Commissioners, including:
(1) Prosedur penetapan remunerasi Direksi dan Dewan Komisaris	211-213	(1) Procedure for determining remuneration for the Board of Directors and the Board of Commissioners
(2) Struktur remunerasi Direksi dan Dewan Komisaris seperti gaji, tunjangan, tantiem/bonus dan lainnya		(2) The remuneration structure of the Board of Directors and the Board of Commissioners such as salaries, allowances, bonuses, and others
(3) Besarnya remunerasi masing-masing anggota Direksi dan anggota Dewan Komisaris		(3) The amount of remuneration for each member of the Board of Directors and each member of the Board of Commissioners
5) Dewan Pengawas Syariah, bagi Emiten atau Perusahaan Publik yang menjalankan kegiatan usaha berdasarkan prinsip syariah sebagaimana tertuang dalam Anggaran Dasar, paling sedikit memuat:		**5)** Sharia Supervisory Board, for Issuers or Public Companies that conduct business activities based on Sharia principles as stated in the Articles of Association, at least contains:

Isi Laporan Tahunan	Halaman dan Keterangan Page(s) and Note(s)	Content of the Annual Report
a) Nama	N/A	a) Name
b) Dasar hukum pengangkatan Dewan Pengawas Syariah	Perseroan tidak menjalankan prinsip Syariah, sehingga Perseroan tidak memiliki Dewan Pengawas Syariah. The Company did not apply Sharia principles, therefore the Company does not have Sharia Supervisory Board.	b) Legal basis of appointment of the Sharia Supervisory Board
c) Periode penugasan Dewan Pengawas Syariah		c) Assignment period of the Sharia Supervisory Board
d) Tugas dan tanggung jawab Dewan Pengawas Syariah		d) Duties and responsibilities of the Sharia Supervisory Board
e) Frekuensi dan cara pemberian nasihat dan saran serta pengawasan pemenuhan prinsip syariah di Pasar Modal terhadap Emiten atau Perusahaan Publik		e) Frequency and method of providing advice and suggestions as well as monitoring the fulfillment of sharia principles in the Capital Market for Issuer or Public Company
6) Komite Audit, paling sedikit memuat:		**6)** Audit Committee, at least contains:
a) Nama dan jabatannya dalam keanggotaan Komite	189-199	a) Name and position in the Committee membership
b) Usia		b) Age
c) Kewarganegaraan		c) Citizenship
d) Riwayat pendidikan		d) Educational background
e) Riwayat jabatan, meliputi informasi:		e) Position history, including the information of:
(1) Dasar hukum penunjukan sebagai anggota Komite		(1) Legal basis of appointment as member of the Committee
(2) Rangkap jabatan, baik sebagai anggota Dewan Komisaris, anggota Direksi, dan/atau anggota Komite serta jabatan lainnya (jika ada)		(2) Concurrent positions, either as a member of the Board of Commissioners, a member of the Board of Directors, and/or a member of Committee and other positions (if any)
(3) Pengalaman kerja beserta periode waktunya baik di dalam maupun di luar Emiten atau Perusahaan Publik		(3) Work experience and the time period, both inside and outside the Issuer or Public Company
f) Periode dan masa jabatan anggota Komite Audit		f) Period and term of office of members of the Audit Committee
g) Pernyataan independensi Komite Audit		g) Statement of independency of the Audit Committee
h) Pelatihan dan/atau peningkatan kompetensi yang telah diikuti dalam tahun buku (jika ada)		h) Training and/or competency development attended in the financial year (if any)
i) Kebijakan dan pelaksanaan frekuensi rapat Komite Audit dan tingkat kehadiran anggota Komite Audit dalam rapat tersebut		i) Policy and implementation regarding the frequency of Audit Committee meetings and the attendance level of Audit Committee members at the meetings
j) Pelaksanaan kegiatan Komite Audit pada tahun buku sesuai dengan yang dicantumkan dalam pedoman atau piagam Komite Audit		j) Implementation of the Audit Committee activities in the financial year in accordance with those stated in the guidelines or charter of the Audit Committee
7) Komite atau fungsi Nominasi dan Remunerasi Emiten atau Perusahaan Publik, paling sedikit memuat:		**7)** Nomination and Remuneration Committee or function of the Issuer or Public Company, at least contains:
a) Nama dan jabatannya dalam keanggotaan Komite	205-215	a) Name and position in the Committee membership
b) Usia		b) Age
c) Kewarganegaraan		c) Citizenship
d) Riwayat pendidikan		d) Educational background
e) Riwayat jabatan, meliputi informasi:		e) Position history, including information of his/her:
(1) Dasar hukum penunjukan sebagai anggota Komite		(1) Legal basis of appointment as member of the Committee
(2) Rangkap jabatan, baik sebagai anggota Dewan Komisaris, anggota Direksi, dan/atau anggota Komite serta jabatan lainnya (jika ada)		(2) Concurrent positions, either as a member of the Board of Commissioners, a member of the Board of Directors, and/or a member of Committee and other positions (if any)
(3) Pengalaman kerja beserta periode waktunya baik di dalam maupun di luar Emiten atau Perusahaan Publik		(3) Work experience and the period of time, both inside and outside the Issuer or Public Company
f) Periode dan masa jabatan anggota Komite		f) Period and term of office of members of the Committee
g) Pernyataan independensi Komite		g) Statement of independency of the Committee
h) Pelatihan dan/atau peningkatan kompetensi yang telah diikuti dalam tahun buku (jika ada)		h) Training and/or competency development attended in the financial year (if any)
i) Uraian tugas dan tanggung jawab		i) Description of duties and responsibilities
j) Pernyataan bahwa telah memiliki pedoman atau piagam		j) Statement that the Committee has a guideline or charter
k) Kebijakan dan pelaksanaan frekuensi rapat dan tingkat kehadiran anggota dalam rapat tersebut		k) Policy and implementation regarding the frequency of Committee meetings and the attendance level of Committee members at the meetings
l) Uraian singkat pelaksanaan kegiatan pada tahun buku		l) Brief description of the implementation of Committee activities in the financial year

Isi Laporan Tahunan	Halaman dan Keterangan Page(s) and Note(s)	Content of the Annual Report
m) Dalam hal tidak dibentuk Komite Nominasi dan Remunerasi, Emiten atau Perusahaan Publik cukup mengungkapkan informasi sebagaimana dimaksud dalam huruf i) sampai dengan huruf l) dan mengungkapkan:	N/A	m) In the event that a Nomination and Remuneration Committee has not been established, the Issuer or Public Company is sufficient to disclose the information as referred to in letter i) to letter l) and provide the following information:
(1) Alasan tidak dibentuknya Komite		(1) Reason for not establishing the Committee
(2) Pihak yang melaksanakan fungsi nominasi dan remunerasi		(2) The party performing the nomination and remuneration function
8) Komite lain yang dimiliki Emiten atau Perusahaan Publik dalam rangka mendukung fungsi dan tugas Direksi (jika ada) dan/atau Komite yang mendukung fungsi dan tugas Dewan Komisaris, paling sedikit memuat:		**8)** Other Committee(s) owned by the Issuer or Public Company in order to support the functions and duties of the Board of Directors (if any) and/or Committee(s) that support the functions and duties of Board of Commissioners, at least contains:
a) Nama dan jabatannya dalam keanggotaan Komite	199-205	a) Name and position in the Committee membership
b) Usia		b) Age
c) Kewarganegaraan		c) Citizenship
d) Riwayat pendidikan		d) Educational background
e) Riwayat jabatan, meliputi informasi:		e) Position history, including information on:
(1) Dasar hukum penunjukan sebagai anggota Komite		(1) Legal basis of appointment as member of the Committee
(2) Rangkap jabatan, baik sebagai anggota Dewan Komisaris, anggota Direksi, dan/atau anggota Komite serta jabatan lainnya (jika ada)		(2) Concurrent positions, either as a member of the Board of Commissioners, a member of the Board of Directors, and/or a member of Committee and other positions (if any)
(3) Pengalaman kerja beserta periode waktunya baik di dalam maupun di luar Emiten atau Perusahaan Publik		(3) Work experience and the period of time, both inside and outside the Issuer or Public Company
f) Periode dan masa jabatan anggota Komite		f) Period and term of office of members of the Committee
g) Pernyataan independensi Komite		g) Statement of independency of the Committee
h) Pelatihan dan/atau peningkatan kompetensi yang telah diikuti dalam tahun buku (jika ada)		h) Training and/or competency development attended in the financial year (if any)
i) Uraian tugas dan tanggung jawab		i) Description of duties and responsibilities
j) Pernyataan bahwa telah memiliki pedoman atau piagam Komite		j) Statement that the Committee has a guideline or charter
k) Kebijakan dan pelaksanaan frekuensi rapat Komite dan tingkat kehadiran anggota Komite dalam rapat tersebut		k) Policy and implementation regarding the frequency of Committee meetings and the attendance level of Committee members at the meetings
l) Uraian singkat pelaksanaan kegiatan Komite pada tahun buku		l) Brief description of the implementation of Committee activities in the financial year
9) Sekretaris Perusahaan, paling sedikit memuat:		**9)** Corporate Secretary, at least contains:
a) Nama	236-239	a) Name
b) Domisili		b) Domicile
c) Riwayat jabatan, meliputi:		c) Position history, including his/her:
(1) Dasar hukum penunjukan sebagai Sekretaris Perusahaan		(1) Legal basis of appointment as Corporate Secretary
(2) Pengalaman kerja beserta periode waktunya baik di dalam maupun di luar Emiten atau Perusahaan Publik		(2) Work experience and the time period, both inside and outside the Issuer or Public Company
d) Riwayat pendidikan		d) Educational background
e) Pelatihan dan/atau peningkatan kompetensi yang diikuti dalam tahun buku		e) Training and/or competency development attended in the financial year
f) Uraian singkat pelaksanaan tugas Sekretaris Perusahaan pada tahun buku		f) Brief description of the implementation of duties of Corporate Secretary in the financial year
10) Unit Audit Internal, paling sedikit memuat:		**10)** Internal Audit Unit, at least contains:
a) Nama kepala Unit Audit Internal	216-223	a) Name of the head of Internal Audit Unit
b) Riwayat jabatan, meliputi:		b) Position history, including his/her:
(1) Dasar hukum penunjukan sebagai kepala Unit Audit Internal		(1) Legal basis of appointment as the head of the Internal Audit Unit
(2) Pengalaman kerja beserta periode waktunya baik di dalam maupun di luar Emiten atau Perusahaan Publik		(2) Work experience and the period of time, both inside and outside the Issuer or Public Company
c) Kualifikasi atau sertifikasi sebagai profesi Audit Internal (jika ada)		c) Qualifications or certifications as an Internal Audit profession (if any)
d) Pelatihan dan/atau peningkatan kompetensi yang diikuti dalam tahun buku		d) Training and/or competency development attended in the financial year
e) Struktur dan kedudukan Unit Audit Internal		e) Structure and position of the Internal Audit Unit
f) Uraian tugas dan tanggung jawab		f) Description of duties and responsibilities
g) Pernyataan bahwa telah memiliki pedoman atau piagam Unit Audit Internal		g) Statement that the Internal Audit Unit has a guideline or charter

Isi Laporan Tahunan	Halaman dan Keterangan Page(s) and Note(s)	Content of the Annual Report
h) Uraian singkat pelaksanaan tugas Unit Audit Internal pada tahun buku termasuk kebijakan dan pelaksanaan frekuensi rapat dengan Direksi, Dewan Komisaris, dan/atau Komite Audit		h) Brief description of the implementation of duties of the Internal Audit Unit in the financial year including the policy and implementation regarding the frequency of the meetings with the Board of Directors, Board of Commissioners, and/or the Audit Committee
11) Uraian mengenai sistem pengendalian internal yang diterapkan oleh Emiten atau Perusahaan Publik, paling sedikit memuat:		**11)** A description of the internal control system applied by the Issuer or Public Company, at least contains:
a) Pengendalian keuangan dan operasional, serta kepatuhan terhadap peraturan perundang-undangan lainnya	220-223	a) Financial and operational controls, as well as compliance with other laws and regulations
b) Tinjauan atas efektivitas sistem pengendalian internal		b) Review of the effectiveness of the internal control system
c) Pernyataan Direksi dan/atau Dewan Komisaris atas kecukupan sistem pengendalian internal		c) Statement of the Board of Directors and/or Board of Commissioners on the adequacy of the internal control system
12) Sistem manajemen risiko yang diterapkan oleh Emiten atau Perusahaan Publik, paling sedikit memuat:		**12)** Risk management system implemented by Issuer or Public Company, at least contains:
a) Gambaran umum mengenai sistem manajemen risiko Emiten atau Perusahaan Publik	224-225, 14, 20	a) General description of the risk management system of the Issuer or Public Company
b) Jenis risiko dan cara pengelolaannya		b) Types of risk and how to manage them
c) Tinjauan atas efektivitas sistem manajemen risiko Emiten atau Perusahaan Publik		c) Review of the effectiveness of the risk management system of the Issuer or Public Company
d) Pernyataan Direksi dan/atau Dewan Komisaris atau Komite Audit atas kecukupan sistem manajemen risiko		d) Statement of the Board of Directors and/or Board of Commissioners on the adequacy of the risk management system
13) Perkara hukum yang berdampak material yang dihadapi oleh Emiten atau Perusahaan Publik, entitas anak, anggota Direksi dan anggota Dewan Komisaris (jika ada), paling sedikit memuat:		**13)** Legal cases that have a material impact faced by the Issuer or Public Company, subsidiaries, members of the Board of Directors and members of the Board of Commissioners (if any), at least contains:
a) Pokok perkara/gugatan	242	a) Case/claim principle
b) Status penyelesaian perkara/gugatan		b) Status of settlement of case/claim
c) Pengaruhnya terhadap kondisi Emiten atau Perusahaan Publik		c) Impact on the condition of the Issuer or Public Company
14) Informasi tentang sanksi administratif/sanksi yang dikenakan kepada Emiten atau Perusahaan Publik, anggota Dewan Komisaris dan anggota Direksi, oleh OJK dan otoritas lainnya pada tahun buku (jika ada)	242	**14)** Information on administrative sanctions/sanctions imposed on the Issuer or Public Company, members of the Board of Commissioners and the Board of Directors, by OJK and other authorities in the financial year (if any)
15) Informasi mengenai Kode Etik Emiten atau Perusahaan Publik, meliputi:		**15)** Information regarding the Code of Conduct of Issuer or Public Company, including:
a) Pokok-pokok Kode Etik	27	a) Principles of the Code of Conduct
b) Bentuk sosialisasi Kode Etik dan upaya penegakannya		b) Forms of socialization of the Code of Conduct and enforcement efforts
c) Pernyataan bahwa Kode Etik berlaku bagi anggota Direksi, anggota Dewan Komisaris, dan karyawan Emiten atau Perusahaan Publik		c) Statement that the Code of Conduct applies to members of the Board of Directors, members of the Board of Commissioners, and employees of Issuer or Public Company
16) Uraian singkat mengenai kebijakan pemberian kompensasi jangka panjang berbasis kinerja kepada manajemen dan/atau karyawan yang dimiliki oleh Emiten atau Perusahaan Publik (jika ada), antara lain berupa program kepemilikan saham oleh manajemen dan/atau program kepemilikan saham oleh karyawan. Dalam hal pemberian kompensasi berupa program kepemilikan saham oleh manajemen dan/atau program kepemilikan saham oleh karyawan, informasi yang diungkapkan paling sedikit memuat:	Tidak ada, Hingga tanggal 31 Desember 2022, Perseroan tidak memiliki program kepemilikan saham oleh manajemen dan/atau karyawan Not applicable – As of December 31, 2022, the Company did not have any management and/or employee share ownership program	**16)** Brief description of the policy regarding long-term performance-based compensation provided to management and/or employees maintained by the Issuer or Public Company (if any), among others, in the form of management stock ownership program and/or employee stock ownership program. In terms of compensation in the form of management stock ownership program and/or employee stock ownership program, the information disclosed must at least contain:
a) Jumlah saham dan/atau opsi		a) Number of shares and/or options
b) Jangka waktu pelaksanaan		b) Implementation period
c) Persyaratan karyawan dan/atau manajemen yang berhak		c) Requirements for eligible employees and/or management
d) Harga pelaksanaan atau penentuan harga pelaksanaan		d) Exercise price or determination of exercise price
17) Uraian singkat mengenai kebijakan pengungkapan informasi mengenai:		**17)** Brief description regarding the information disclosure policy:
a) Kepemilikan saham anggota Direksi dan anggota Dewan Komisaris paling lambat 3 (tiga) hari kerja setelah terjadinya kepemilikan atau setiap perubahan kepemilikan atas saham Perusahaan Terbuka	169, 189	a) Share ownership of members of the Board of Directors and members of the Board of Commissioners no later than 3 (three) working days after the occurrence of ownership or any changes in ownership of shares of the Public Company
b) Pelaksanaan atas kebijakan dimaksud		b) Implementation of the concerned procedure
18) Uraian mengenai sistem pelaporan pelanggaran di Emiten atau Perusahaan Publik, paling sedikit memuat:		**18)** Description of the whistleblowing system in the Issuer or Public Company, at least contains:

Isi Laporan Tahunan	Halaman dan Keterangan Page(s) and Note(s)	Content of the Annual Report
a) Cara penyampaian laporan pelanggaran	222-223	a) How to submit a violation report
b) Perlindungan bagi pelapor		b) Protection for reporters
c) Penanganan pengaduan		c) Complaint handling
d) Pihak yang mengelola pengaduan		d) The party managing the complaint
e) Hasil dari penanganan pengaduan, paling sedikit:		e) The results of handling complaints, at least:
(1) Jumlah pengaduan yang masuk dan diproses dalam tahun buku		(1) The number of complaints entered and processed in the financial year
(2) Tindak lanjut pengaduan		(2) Follow-up of complaints
Dalam hal Emiten atau Perusahaan Publik tidak memiliki sistem pelaporan pelanggaran, maka diungkapkan mengenai hal tersebut.	N/A	In the event that the Issuer or Public Company does not have a whistleblowing system, this matter shall be disclosed.
19) Uraian mengenai kebijakan anti korupsi Emiten atau Perusahaan Publik, paling sedikit memuat:		**19)** Description of the anti-corruption policy of the Issuer or Public Company, at least contains:
a) Program dan prosedur yang dilakukan dalam mengatasi praktik korupsi, balas jasa, *fraud*, suap dan/atau gratifikasi dalam Emiten atau Perusahaan Publik	130, 222	a) Programs and procedures implemented in overcoming corrupt practices, kickbacks, fraud, bribery and/or gratuities in the Issuer or Public Company
b) Pelatihan/sosialisasi anti korupsi kepada karyawan Emiten atau Perusahaan Publik		b) Anti-corruption training/socialization to the employees of the Issuer or Public Company
Dalam hal Emiten atau Perusahaan Publik tidak memiliki kebijakan anti korupsi, maka dijelaskan alasan tidak dimilikinya kebijakan dimaksud.	N/A	In the event that the Issuer or Public Company does not maintain an anti-corruption policy, the reason for not maintaining such policy shall be disclosed.
20) Penerapan atas Pedoman Tata Kelola Perusahaan Terbuka bagi Emiten yang menerbitkan efek bersifat ekuitas atau Perusahaan Publik, meliputi:		**20)** Implementation of the Public Company Governance Guidelines for Issuer that issue equity-type securities or Public Companies, including:
a) Pernyataan mengenai rekomendasi yang telah dilaksanakan	308	a) Statement regarding recommendations that have been carried out
b) Penjelasan atas rekomendasi yang belum dilaksanakan, disertai alasan dan alternatif pelaksanaannya (jika ada)		b) Explanation of recommendations that have not been implemented, accompanied by reasons and alternative implementation (if any)
Tanggung Jawab Sosial dan Lingkungan Emiten atau Perusahaan Publik		**Social and Environmental Responsibilities of the Issuer or Public Company**
1) Informasi yang diungkapkan dalam bagian Tanggung Jawab Sosial dan Lingkungan merupakan Laporan Keberlanjutan sebagaimana dimaksud dalam Peraturan OJK No. 51/POJK.03/2017 tentang Penerapan Keuangan Berkelanjutan bagi Lembaga Jasa Keuangan, Emiten, dan Perusahaan Publik, paling sedikit memuat:		1) Information disclosed in the Social and Environmental Responsibility section is the Sustainability Report as referred to in OJK Regulation No. 51/POJK.03/2017 concerning the Implementation of Sustainable Finance for Financial Service Institutions, Issuers, and Public Companies, at least contains:
a) Penjelasan strategi keberlanjutan	248-307	a) Explanation of the sustainability strategy
b) Ikhtisar aspek keberlanjutan (ekonomi, sosial, dan lingkungan hidup)		b) Summary of sustainability aspects (economic, social, and environmental)
c) Profil singkat Emiten atau Perusahaan Publik		c) Brief profile of the Issuer or Public Company
d) Penjelasan Direksi		d) Explanation by the Board of Directors
e) Tata kelola keberlanjutan		e) Sustainability governance
f) Kinerja keberlanjutan		f) Sustainability performance
g) Verifikasi tertulis dari pihak independen, jika ada		g) Written verification from an independent party, if any
h) Lembar umpan balik untuk pembaca, jika ada		h) Feedback form for readers, if any
i) Tanggapan Emiten atau Perusahaan Publik terhadap umpan balik laporan tahun sebelumnya		i) Issuer's or Public Company's response to the previous year's report feedbacks

Isi Laporan Tahunan	Halaman dan Keterangan Page(s) and Note(s)	Content of the Annual Report
2) Laporan Keberlanjutan sebagaimana dimaksud pada angka 1), harus disusun sesuai Pedoman Teknis Penyusunan Laporan Keberlanjutan (*Sustainability Report*) Bagi Emiten dan Perusahaan Publik sebagaimana tercantum dalam Lampiran II yang merupakan bagian tidak terpisahkan dari Surat Edaran OJK ini	Perseroan telah menyusun laporan keberlanjutan sebagai bagian yang tidak terpisahkan dari Laporan Tahunan Perseroan. Isi laporan keberlanjutan telah disesuaikan dengan pedoman teknis penyusunan laporan keberlanjutan bagi emiten dan perusahaan publik sebagaimana tercantum dalam lampiran II SEOJK No. 16/ SEOJK.04/2021. The Company had prepared the sustainability report as an integral part of the Company's Annual Report. The content of the sustainability report had been adjusted to the technical guidelines for the preparation of a sustainability report for issuers and public companies as contained in attachment II of SEOJK No. 16/ SEOJK.04/2021.	2) The Sustainability Report as referred to in number 1), must be prepared in accordance with the Technical Guidelines for the Preparation of Sustainability Reports for Issuers and Public Companies as listed in Appendix II which is an integral part of this OJK Circular Letter
3) Informasi Laporan Keberlanjutan pada angka 1) dapat:		3) Information on the Sustainability Report as listed in number 1) can be:
a) Diungkapkan pada bagian lain yang relevan di luar bagian Tanggung Jawab Sosial dan Lingkungan, seperti penjelasan Direksi terkait Laporan Keberlanjutan diungkapkan dalam bagian terkait Laporan Direksi; dan/atau		a) Disclosed in other relevant sections outside of the Social and Environmental Responsibility section, such as the explanation by the Board of Directors regarding the Sustainability Report could be disclosed in the section related to the Report by the Board of Directors; and/or
b) Merujuk pada bagian lain di luar bagian Tanggung Jawab Sosial dan Lingkungan dengan tetap mengacu pada Pedoman Teknis Penyusunan Laporan Keberlanjutan (*Sustainability Report*) bagi Emiten dan Perusahaan Publik sebagaimana tercantum dalam Lampiran II yang merupakan bagian tidak terpisahkan dari Surat Edaran OJK ini, seperti profil Emiten atau Perusahaan Publik		b) Referred to other sections outside of the Social and Environmental Responsibility section while still referring to the Technical Guidelines for the Preparation of Sustainability Reports for Issuers and Public Companies as listed in Appendix II which is an integral part of this OJK Circular Letter, such as the profile of the Issuer or Public Company
4) Laporan Keberlanjutan sebagaimana dimaksud pada angka 1) merupakan bagian yang tidak terpisahkan dari Laporan Tahunan namun dapat disajikan secara terpisah dengan Laporan Tahunan		4) The Sustainability Report as referred to in number 1) is an inseparable part of the Annual Report but can be issued separately from the Annual Report
5) Dalam hal Laporan Keberlanjutan disajikan secara terpisah dengan Laporan Tahunan, informasi yang diungkapkan dalam Laporan Keberlanjutan dimaksud harus:		5) In the event that the Sustainability Report is presented separately from the Annual Report, the information disclosed in the Sustainability Report must:
a) Memuat seluruh informasi sebagaimana dimaksud pada angka 1)		a) Contains all the information as referred to in number 1)
b) Disusun sesuai Pedoman Teknis Penyusunan Laporan Keberlanjutan (*Sustainability Report*) bagi Emiten dan Perusahaan Publik sebagaimana tercantum dalam Lampiran II yang merupakan bagian tidak terpisahkan dari Surat Edaran OJK ini		b) Be prepared according to the Technical Guidelines for the Preparation of Sustainability Reports for Issuers and Public Companies as listed in Appendix II which is an integral part of this OJK Circular Letter
6) Dalam hal Laporan Keberlanjutan disajikan secara terpisah dengan Laporan Tahunan, maka dalam bagian Tanggung Jawab Sosial dan Lingkungan memuat informasi bahwa informasi mengenai Tanggung Jawab Sosial dan Lingkungan telah diungkapkan dalam Laporan Keberlanjutan yang disajikan secara terpisah dari Laporan Tahunan		6) In the event that the Sustainability Report is presented separately from the Annual Report, then the Social and Environmental Responsibility section shall contain information stating that the information regarding Social and Environmental Responsibility has been disclosed in the Sustainability Report which is presented separately from the Annual Report
7) Penyampaian Laporan Keberlanjutan yang disajikan secara terpisah dengan Laporan Tahunan harus disampaikan bersamaan dengan penyampaian Laporan Tahunan	N/A	7) Submission of the Sustainability Report which is presented separately from the Annual Report must be done simultaneously with the submission of the Annual Report
Laporan Keuangan Tahunan yang Telah Diaudit		**Audited Annual Financial Statements**
Laporan Keuangan tahunan yang dimuat dalam Laporan Tahunan disusun sesuai dengan Standar Akuntansi Keuangan di Indonesia dan telah diaudit oleh Akuntan Publik yang terdaftar di OJK. Laporan Keuangan tahunan dimaksud memuat pernyataan mengenai pertanggungjawaban atas Laporan Keuangan sebagaimana diatur dalam Peraturan OJK mengenai tanggung jawab Direksi atas Laporan Keuangan atau peraturan perundang-undangan di sektor Pasar Modal yang mengatur mengenai laporan berkala Perusahaan Efek dalam hal Emiten merupakan Perusahaan Efek.	Ya Yes	The annual Financial Statements included in this Annual Report should be prepared in accordance with the Financial Accounting Standards in Indonesia and audited by a Public Accountant registered in OJK. The annual Financial Statements should contain statement of responsibility for Financial Statements as stipulated in the OJK Regulation concerning the responsibility of the Board of Directors on Financial Statements or legislation in the Capital Market sector which regulates periodic reports of Securities Company in the event the Issuer is a Securities Company.
Surat Pernyataan Anggota Direksi dan Anggota Dewan Komisaris tentang Tanggung Jawab atas Laporan Tahunan		**Statement of Members of the Board of Directors and Members of the Board of Commissioners regarding the Responsibility for the Annual Report**
Surat pernyataan anggota Direksi dan anggota Dewan Komisaris tentang tanggung jawab atas Laporan Tahunan disusun sesuai dengan format Surat Pernyataan Anggota Direksi dan Anggota Dewan Komisaris tentang Tanggung Jawab atas Laporan Tahunan sebagaimana tercantum dalam Lampiran I yang merupakan bagian tidak terpisahkan dari Surat Edaran OJK ini.	Ya Yes	Statement from members of the Board of Directors and members of the Board of Commissioners regarding their responsibility for the Annual Report prepared in the format of the Statement of Members of the Board of Directors and Board of Commissioners regarding the Responsibility for the Annual Report as contained in Appendix I which is an integral part of this OJK Circular Letter.

Referensi ASEAN Corporate Governance Scorecard, Versi 2.0

Reference to ASEAN Corporate Governance Scorecard, Version 2.0

Kriteria		Halaman dan Keterangan Page(s) and Note(s)	Criteria	
LEVEL 1			LEVEL 1	
A	HAK-HAK PEMEGANG SAHAM		A	RIGHTS OF SHAREHOLDERS
A.1	**Hak-Hak Dasar Pemegang Saham**		**A.1**	**Basic Shareholder Rights**
A.1.1	Apakah perusahaan membayar dividen (interim dan final/tahunan) secara adil dan tepat waktu; dimana, semua pemegang saham mendapat perlakuan yang sama dan dibayar dalam waktu 30 hari setelah (i) dividen interim diumumkan dan (ii) disetujui oleh pemegang saham pada RUPS untuk dividen final? Dalam hal perusahaan telah menawarkan dividen Scrip, apakah perusahaan membayar dividen tersebut dalam waktu 60 hari?	124 Sampai saat ini, Perseroan belum membagikan dividen karena Perseroan masih membutuhkan dana yang cukup besar untuk membiayai proyek-proyek baru di entitas anak Perserooan. To date, the Company has not distributed dividends to its shareholders as the Company still requires significant fund to finance new projects in the Company's subsidiaries.	A.1.1	Does the company pay (interim and final/annual) dividends in an equitable and timely manner; that is, all shareholders are treated equally and paid within 30 days after being (i) declared for interim dividends and (ii) approved by shareholders at general meetings for final dividends? In case the company has offered a Scrip dividend, did the company pay the dividend within 60 days?
A.2	**Hak untuk berpartisipasi dalam pengambilan keputusan-keputusan terkait perubahan-perubahan mendasar dalam perusahaan**		**A.2**	**Right to participate in decisions concerning fundamental corporate changes**
	Apakah pemegang saham memiliki hak untuk berpartisipasi dalam:			**Do shareholders have the right to participate in:**
A.2.1	Amandemen/perubahan terhadap anggaran dasar perusahaan?	131, 173-174 Ya / Yes	A.2.1	Amendments to the company's constitution?
A.2.2	Kewenangan penambahan saham?		A.2.2	The authorisation of additional shares?
A.2.3	Pengalihan seluruh atau sebagian besar aset, yang berdampak terhadap penjualan perusahaan?		A.2.3	The transfer of all or substantially all assets, which in effect results in the sale of the company?
A.3	**Hak untuk berpartisipasi secara efektif dan memberikan suara dalam RUPS serta untuk memperoleh informasi mengenai aturan-aturan, termasuk prosedur pemungutan suara, yang berlaku dalam RUPS**		**A.3**	**Right to participate effectively in and vote in general shareholder meetings and should be informed of the rules, including voting procedures, that govern general shareholder meetings**
A.3.1	Apakah pemegang saham memiliki kesempatan, yang dibuktikan dengan suatu butir agenda, untuk menyetujui remunerasi (gaji, tunjangan, manfaat dan honorarium lainnya) atau penambahan remunerasi bagi direktur/komisaris non-eksekutif?	137, 149 Ya / Yes	A.3.1	Do shareholders have the opportunity, evidenced by an agenda item, to approve remuneration (fees, allowances, benefit-in-kind, and other emoluments) or any increases in remuneration for the non-executive directors/commissioners?
A.3.2	Apakah perusahaan memberikan hak kepada pemegang saham non-pengendali untuk mengajukan calon anggota direksi/dewan komisaris?	130 Ya / Yes	A.3.2	Does the company provide non-controlling shareholders a right to nominate candidates for the board of directors/commissioners?
A.3.3	Apakah perusahaan memperbolehkan pemegang saham untuk memilih direktur/komisaris secara individual?	Tidak / No	A.3.3	Does the company allow shareholders to elect directors/commissioners individually?
A.3.4	Apakah perusahaan mengungkapkan prosedur pemungutan suara yang digunakan sebelum memulai RUPS?	131 Ya / Yes	A.3.4	Does the company disclose the voting procedures used before the start of the meeting?
A.3.5	Apakah risalah RUPST terakhir mencatat bahwa pemegang saham diberi kesempatan untuk mengajukan pertanyaan dan pertanyaan yang diajukan oleh pemegang saham serta jawaban yang diberikan dicatat?	133-138 Ya / Yes	A.3.5	Do the minutes of the most recent AGM record that the shareholders were given the opportunity to ask questions and the questions raised by shareholders and answers given recorded?

Kriteria		Halaman dan Keterangan Page(s) and Note(s)	Criteria	
A.3.6	Apakah perusahaan mengungkapkan hasil pemungutan suara termasuk suara menyetujui, tidak menyetujui, dan abstain untuk seluruh resolusi/masing-masing butir agenda dalam RUPST terakhir?	133-138 Ya / Yes	A.3.6	Does the company disclose the voting results including approving, dissenting, and abstaining votes for all resolutions/each agenda item for the most recent AGM?
A.3.7	Apakah perusahaan mengungkapkan daftar anggota dewan yang menghadiri RUPST terakhir?	134 Ya / Yes	A.3.7	Does the company disclose the list of board members who attended the most recent AGM?
A.3.8	Apakah perusahaan mengungkapkan bahwa seluruh anggota dewan dan CEO (jika ia bukan anggota dewan) menghadiri RUPST terakhir?	134, 308 Ya. Bapak Franky Oesman Widjaja (Presiden Komisaris) dan Bapak Indra Widjaja (Wakil Presiden Komisaris) tidak menghadiri RUPST tanggal 12 Mei 2022 dikarenakan memiliki agenda lain. Selain Bapak Franky Oesman Widjaja dan Bapak Indra Widjaja, seluruh anggota Dewan Komisaris dan anggota Direksi lainnya hadir dalam RUPST. Yes. Mr. Franky Oesman Widjaja (President Commissioner) and Mr. Indra Widjaja (Vice President Commissioner) did not attend the AGM on May 12, 2022, due to other agenda. Other than Mr. Franky Oesman Widjaja and Mr. Indra Widjaja, all other members of the Board of Commissioners and members of the Board of Directors were present at the AGMS.	A.3.8	Does the company disclose that all board members and the CEO (if he is not a board member) attended the most recent AGM?
A.3.9	Apakah perusahaan memperbolehkan untuk *voting in absentia*?	Ya. Perseroan menyediakan akses bagi para pemegang saham untuk menggunakan fasilitas *e-Voting*. Yes. The Company provides access for shareholders to use e-Voting facility.	A.3.9	Does the company allow voting in absentia?
A.3.10	Apakah perusahaan menggunakan metode pemungutan suara dengan jejak pendapat (bukan dengan cara mengacungkan tangan) dalam pengambilan keputusan pada RUPST terakhir?	Perseroan melakukan pemungutan suara dengan membagikan lembar surat suara kepada seluruh pemegang saham yang hadir secara fisik dalam RUPS untuk diisi, dalam hal terdapat pemegang saham yang tidak setuju dengan usulan Perseroan dalam RUPS. The Company conducts voting by distributing ballot sheets to all shareholders who are physically present at the GMS to be filled, in the event that there are shareholders who disagree with the Company's proposal at the GMS.	A.3.10	Did the company vote by poll (as opposed to by show of hands) for all resolutions at the most recent AGM?

Kriteria		Halaman dan Keterangan Page(s) and Note(s)	Criteria	
A.3.11	Apakah perusahaan mengungkapkan pihak independen yang ditunjuk (pemeriksa/pengawas) untuk menghitung dan/atau memvalidasi pemungutan suara dalam RUPST?	135, 146 Ya / Yes	A.3.11	Does the company disclose that it has appointed an independent party (scrutineers/inspectors) to count and/or validate the votes at the AGM?
A.3.12	Apakah seluruh hasil pengambilan keputusan pada RUPST/RUPSLB terakhir diumumkan perusahaan pada hari kerja berikutnya?	133, 138-139, 142, 144-145, 150 Keputusan RUPS diumumkan Perseroan pada hari yang sama setelah pelaksanaan RUPS The resolution of the GMS was announced by the Company on the same day after the GMS	A.3.12	Does the company make publicly available by the next working day the result of the votes taken during the most recent AGM/EGM for all resolutions?
A.3.13	Apakah perusahaan mengumumkan pemanggilan setidaknya 21 hari sebelum, untuk seluruh RUPST dan RUPSLB?	133, 138-139, 142, 144-145, 150 Ya / Yes	A.3.13	Does the company provide at least 21 days notice for all AGMs and EGMs?
A.3.14	Apakah perusahaan memberikan alasan dan penjelasan untuk setiap butir agenda yang memerlukan persetujuan pemegang saham dalam pemanggilan RUPST/sirkuler dan/atau pernyataan yang menyertainya?	Ya / Yes	A.3.14	Does the company provide the rationale and explanation for each agenda item which require shareholders' approval in the notice of AGM/ circulars and/or the accompanying statement?
A.3.15	Apakah perusahaan memberikan kesempatan kepada pemegang saham untuk mencantumkan hal-hal dalam agenda RUPST?	Ya / Yes	A.3.15	Does the company give the opportunity for shareholders to place item/s on the agenda of AGM?
A.4	**Pasar untuk mengawasi perusahaan harus dapat berfungsi secara efisien dan transparan**		**A.4**	**Markets for corporate control should be allowed to function in an efficient and transparent manner**
A.4.1	Dalam kasus merger, akuisisi dan/atau pengambilalihan yang membutuhkan persetujuan pemegang saham, apakah direksi/dewan komisaris perusahaan menunjuk pihak independen untuk mengevaluasi kewajaran harga transaksi?	Ya / Yes	A.4.1	In cases of mergers, acquisitions and/or takeovers requiring shareholders' approval, does the board of directors/commissioners of the company appoint an independent party to evaluate the fairness of the transaction price?
A.5	**Pelaksanaan hak kepemilikan oleh semua pemegang saham, termasuk investor institusi, harus difasilitasi**		**A.5**	**The exercise of ownership rights by all shareholders, including institutional investors, should be facilitated**
A.5.1	Apakah perusahaan mengungkapkan praktiknya dalam mendorong pemegang saham untuk terlibat dengan perusahaan lebih dari melalui RUPS?	131 Ya / Yes	A.5.1	Does the company disclose its practices to encourage shareholders to engage the company beyond AGM?
B	PERLAKUAN SETARA TERHADAP PEMEGANG SAHAM		B	EQUITABLE TREATMENT OF SHAREHOLDERS
B.1	**Saham dan Hak Suara**		**B.1**	**Shares and Voting Rights**
B.1.1	Apakah saham biasa perusahaan memiliki satu hak suara untuk satu saham?	130 Ya / Yes	B.1.1	Does the company's ordinary or common shares have one vote for one share?
B.1.2	Jika perusahaan memiliki lebih dari satu jenis saham, apakah perusahaan mempublikasikan hak suara yang melekat pada masing-masing kelas saham (mis. melalui situs web/laporan-laporan perusahaan/bursa efek/pemerintah)?	N/A. Saat ini, Perseroan hanya menerbitkan satu seri saham. N/A. Currently, the Company only issues one series of shares.	B.1.2	Where the company has more than one class of shares, does the company publicise the voting rights attached to each class of shares (e.g., through the company website/reports/the stock exchange/the regulator's website)?
B.2	**Pemanggilan RUPST**		**B.2**	**Notice of AGM**
B.2.1	Apakah setiap agenda dalam RUPST terakhir hanya memuat satu butir keputusan, yaitu tidak ada bundling beberapa butir keputusan ke dalam agenda yang sama?	Ya / Yes	B.2.1	Does each resolution in the most recent AGM deal with only one item, i.e., there is no bundling of several items into the same resolution?
B.2.2	Apakah perusahaan menerjemahkan pemanggilan RUPST/sirkuler terakhir ke dalam bahasa Inggris dan menerbitkannya pada waktu yang sama dengan versi bahasa lokal?	Ya / Yes	B.2.2	Are the company's notice of the most recent AGM/ circulars fully translated into English and published on the same date as the local-language version?
	Apakah dalam pemanggilan RUPST/sirkuler terdapat informasi sebagai berikut:			Does the notice of AGM/circulars have the following details:

Kriteria		Halaman dan Keterangan Page(s) and Note(s)	Criteria	
B.2.3	Apakah perusahaan mencantumkan profil anggota direksi/dewan komisaris (sedikitnya usia, kualifikasi akademik, tanggal penunjukan, pengalaman kerja, dan jabatan di perusahaan tercatat lain) yang akan ditunjuk/diangkat kembali?	Ya. Dalam hal terdapat mata acara terkait pengangkatan/ pengangkatan kembali anggota Dewan Komisaris/Direksi dalam RUPS. Yes. In the event that there is an agenda related to the appointment/ reappointment of members of the Board of Commissioners/Board of Directors at the GMS.	B.2.3	Are the profiles of directors/commissioners (at least age, academic qualification, date of appointment, experience, and directorships in other listed companies) in seeking election/re-election included?
B.3	**Larangan *insider trading* dan *abusive self-dealing***		**B.3**	**Insider trading and abusive self-dealing should be prohibited**
B.3.1	Apakah perusahaan memiliki kebijakan dan/atau aturan yang melarang direktur/komisaris dan karyawan untuk menyalahgunakan informasi yang tidak tersedia secara umum di pasaran?	169, 189 Ya / Yes	B.3.1	Does the company have policies and/or rules prohibiting directors/commissioners and employees to benefit from the knowledge that is not generally available to the market?
B.3.2	Apakah direktur/komisaris wajib melaporkan transaksi mereka dalam saham perusahaan dalam waktu 3 hari kerja?	169, 189 Ya / Yes	B.3.2	Are the directors/commissioners required to report their dealings in company shares within 3 business days?
B.4	**Transaksi dengan pihak berelasi oleh direktur dan eksekutif utama**		**B.4**	**Related party transactions by directors and key executives**
B.4.1	Apakah perusahaan memiliki kebijakan yang mewajibkan direktur/komisaris untuk mengungkapkan kepentingannya dalam transaksi dan benturan kepentingan lainnya?	130, 174, 271 Ya / Yes	B.4.1	Does the company have a policy requiring directors/ commissioners to disclose their interest in transactions and any other conflicts of interest?
B.4.2	Apakah perusahaan memiliki kebijakan yang mewajibkan komite yang terdiri dari direktur/ komisaris independen untuk meninjau transaksi material dengan pihak berelasi untuk menentukan apakah transaksi tersebut adalah untuk kepentingan terbaik perusahaan dan pemegang saham?	191 Ya / Yes	B.4.2	Does the company have a policy requiring a committee of independent directors/commissioners to review material RPTs to determine whether they are in the best interests of the company and shareholders?
B.4.3	Apakah perusahaan memiliki kebijakan yang mensyaratkan anggota dewan (direksi/komisaris) untuk tidak terlibat dalam pembahasan dewan pada agenda tertentu dimana mereka memiliki benturan kepentingan?	27, 130, 172-174, 213 Ya / Yes	B.4.3	Does the company have a policy requiring board members (directors/commissioners) to abstain from participating in the board discussion on a particular agenda when they are conflicted?
B.4.4	Apakah perusahaan memiliki kebijakan atas pinjaman kepada direktur dan komisaris baik untuk melarang praktik ini atau memastikan bahwa prosedur dilakukan secara wajar dan sesuai harga pasar?	213 Ya / Yes	B.4.4	Does the company have policies on loans to directors and commissioners either forbidding this practice or ensuring that they are being conducted at arm's length basis and at market rates?
B.5	**Perlindungan terhadap pemegang saham minoritas dari tindakan sewenang-wenang**		**B.5**	**Protecting minority shareholders from abusive actions**
B.5.1	Apakah perusahaan mengungkapkan bahwa transaksi dengan pihak berelasi dilakukan sedemikian rupa sehingga dapat dipastikan bahwa transaksi dilakukan secara adil dan wajar?	95, 130 Ya / Yes	B.5.1	Does the company disclose that RPTs are conducted in such a way to ensure that they are fair and at arms' length?
B.5.2	Dalam kasus transaksi pihak berelasi yang membutuhkan persetujuan pemegang saham, apakah keputusan dibuat oleh pemegang saham yang tidak berkepentingan?	Ya / Yes	B.5.2	In case of related party transactions requiring shareholders' approval, is the decision made by disinterested shareholders?
C	PERAN PARA PEMANGKU KEPENTINGAN		C	ROLE OF STAKEHOLDERS
C.1	**Hak-hak para pemangku kepentingan yang ditetapkan oleh hukum atau melalui kesepakatan bersama harus dihargai**		**C.1**	**The rights of stakeholders that are established by law or through mutual agreements are to be respected**
	Apakah perusahaan mengungkapkan kebijakan dan praktik yang membahas:			**Does the company disclose a policy and practices that address:**
C.1.1	Keberadaan dan ruang lingkup upaya perusahaan dalam menyikapi kesejahteraan pelanggan?	282-284 Ya / Yes	C.1.1	The existence and scope of the company's efforts to address customers' welfare?
C.1.2	Prosedur seleksi pemasok/kontraktor?	95, 130, 285 Ya / Yes	C.1.2	Supplier/contractor selection procedures?

Kriteria		Halaman dan Keterangan Page(s) and Note(s)	Criteria	
C.1.3	Upaya perusahaan untuk memastikan bahwa rantai nilainya ramah lingkungan atau konsisten dengan pembangunan berkelanjutan?	285-303 Ya / Yes	C.1.3	The company's efforts to ensure that its value chain is environmentally friendly or is consistent with promoting sustainable development?
C.1.4	Upaya perusahaan untuk berinteraksi dengan masyarakat di tempat mereka beroperasi?	248-255, 265-285 Ya / Yes	C.1.4	The company's efforts to interact with the communities in which they operate?
C.1.5	Program dan prosedur anti-korupsi perusahaan?	130, 220-225, 306-307 Ya / Yes	C.1.5	The company's anti-corruption programs and procedures?
C.1.6	Bagaimana hak-hak kreditor dilindungi?	123, 129, 255 Ya / Yes	C.1.6	How are creditors' rights safeguarded?
C.1.7	Apakah perusahaan memiliki laporan/bagian tersendiri yang membahas upayanya di bidang lingkungan/ekonomi dan sosial?	248-303 Ya / Yes	C.1.7	Does the company have a separate report/section that discusses its efforts on environment/economy and social issues?
C.2	**Jika kepentingan pemangku kepentingan dilindungi oleh hukum, pemangku kepentingan harus memiliki kesempatan untuk mendapatkan ganti rugi yang efektif atas pelanggaran hak-hak mereka**		**C.2**	**Where stakeholder interests are protected by law, stakeholders should have the opportunity to obtain effective redress for violation of their rights**
C.2.1	Apakah perusahaan memberikan detail kontak melalui situs web perusahaan atau Laporan Tahunan yang dapat digunakan oleh para pemangku kepentingan (mis. pelanggan, pemasok, masyarakat umum, dll.) untuk menyuarakan keprihatinan mereka dan/atau keluhan atas kemungkinan pelanggaran atas hak-hak mereka?	222-223, 243-306 Ya / Yes	C.2.1	Does the company provide contact details via the company's website or Annual Report which stakeholders (e.g., customers, suppliers, general public etc.) can use to voice their concerns and/or complaints for possible violation of their rights?
C.3	**Mekanisme untuk partisipasi karyawan harus diizinkan untuk dikembangkan**		**C.3**	**Mechanisms for employee participation should be permitted to develop**
C.3.1	Apakah perusahaan secara eksplisit mengungkapkan kebijakan dan praktiknya terkait kesehatan, keselamatan, dan kesejahteraan karyawannya?	266-272 Ya / Yes	C.3.1	Does the company explicitly disclose the policies and practices on health, safety, and welfare for its employees?
C.3.2	Apakah perusahaan secara eksplisit mengungkapkan kebijakan dan praktiknya terkait program pelatihan dan pengembangan bagi karyawannya?	70-72, 270-271 Ya / Yes	C.3.2	Does the company explicitly disclose the policies and practices on training and development programs for its employees?
C.3.3	Apakah perusahaan memiliki kebijakan penghargaan/kompensasi yang memperhitungkan kinerja perusahaan di luar ukuran keuangan jangka pendek?	Tidak / No	C.3.3	Does the company have a reward/compensation policy that accounts for the performance of the company beyond short-term financial measures?
C.4	**Pemangku kepentingan termasuk karyawan perorangan dan badan perwakilan mereka, harus dapat dengan bebas mengkomunikasikan keprihatinan mereka tentang praktik-praktik ilegal atau tidak etis kepada dewan dan hak-hak mereka tidak boleh dikompromikan untuk melakukan hal ini**		**C.4**	**Stakeholders including individual employee and their representative bodies, should be able to freely communicate their concerns about illegal or unethical practices to the board and their rights should not be compromised for doing this**
C.4.1	Apakah perusahaan memiliki kebijakan pelaporan pelanggaran yang mencakup prosedur pengaduan oleh karyawan dan pemangku kepentingan lainnya terkait dugaan perilaku ilegal dan tidak etis serta memberikan detail kontak melalui situs web perusahaan atau laporan tahunan?	74, 130, 222-223, 306 Ya / Yes	C.4.1	Does the company have a whistle-blowing policy that includes procedures for complaints by employees and other stakeholders concerning alleged illegal and unethical behaviour and provides contact details via the company's website or annual report?
C.4.2	Apakah perusahaan memiliki kebijakan atau prosedur untuk melindungi karyawan/orang yang mengungkapkan dugaan perilaku ilegal/tidak etis dari pembalasan?	222-223 Ya / Yes	C.4.2	Does the company have a policy or procedures to protect an employee/person who reveals alleged illegal/unethical behaviour from retaliation?
D	**PENGUNGKAPAN DAN TRANSPARANSI**		**D**	**DISCLOSURE AND TRANSPARENCY**
D.1	**Struktur Kepemilikan yang Transparan**		**D.1**	**Transparent Ownership Structure**
D.1.1	Apakah informasi tentang kepemilikan saham mengungkapkan identitas pemegang saham dengan kepemilikan saham 5% atau lebih?	50-52 Ya / Yes	D.1.1	Does the information on shareholdings reveal the identity of beneficial owners, holding 5% shareholding or more?
D.1.2	Apakah perusahaan mengungkapkan kepemilikan saham langsung dan tidak langsung (yang dianggap dimiliki) oleh pemegang saham utama dan/atau substansial?	50-52 Ya / Yes	D.1.2	Does the company disclose the direct and indirect (deemed) shareholdings of major and/or substantial shareholders?
D.1.3	Apakah perusahaan mengungkapkan kepemilikan saham langsung dan tidak langsung (yang dianggap dimiliki) oleh direktur (komisaris)?	52-53, 169-170, 189 Ya / Yes	D.1.3	Does the company disclose the direct and indirect (deemed) shareholdings of directors (commissioners)?

Kriteria		Halaman dan Keterangan Page(s) and Note(s)	Criteria	
D.1.4	Apakah perusahaan mengungkapkan kepemilikan saham langsung dan tidak langsung (yang dianggap dimiliki) oleh manajemen senior?	243 Ya / Yes	D.1.4	Does the company disclose the direct and indirect (deemed) shareholdings of senior management?
D.1.5	Apakah perusahaan mengungkapkan secara detail mengenai perusahaan induk, anak perusahaan, rekanan, ventura bersama, dan perusahaan-perusahaan yang didirikan dengan tujuan khusus (SPE)/(SPV)?	53-61 Ya / Yes	D.1.5	Does the company disclose details of the parent/ holding company, subsidiaries, associates, joint ventures, and special purpose enterprises/vehicles (SPEs)/(SPVs)?
D.2	**Kualitas Laporan Tahunan**		**D.2**	**Quality of Annual Report**
	Apakah laporan tahunan perusahaan mengungkapkan hal-hal sebagai berikut:			**Does the company's annual report disclose the following items:**
D.2.1	Tujuan Perusahaan	26 Ya / Yes	D.2.1	Corporate Objectives
D.2.2	Indikator Kinerja Keuangan	8, 98-127, 26 Ya / Yes	D.2.2	Financial Performance indicators
D.2.3	Indikator Kinerja Non-Keuangan	80-88, 262-263, 265-303 Ya / Yes	D.2.3	Non-Financial Performance indicators
D.2.4	Kebijakan Dividen	124, 129 Ya / Yes	D.2.4	Dividend Policy
D.2.5	Detail biografi (sedikitnya umur, kualifikasi akademik, tanggal penunjukan pertama kali, pengalaman kerja yang relevan, dan jabatan lain di perusahaan tercatat) dari seluruh direktur/ komisaris	36-48 Ya / Yes	D.2.5	Biographical details (at least age, academic qualifications, date of first appointment, relevant experience, and any other directorships of listed companies) of all directors/commissioners
D.2.6	Detail kehadiran masing-masing direktur/ komisaris pada seluruh rapat direksi/dewan komisaris yang diadakan pada tahun buku	160-164, 180-185 Ya / Yes	D.2.6	Attendance details of each director/commissioner in all directors/commissioners meetings held during the year
D.2.7	Total remunerasi masing-masing anggota direksi/ dewan komisaris	213 Perseroan mencantumkan total remunerasi yang diterima oleh Dewan Komisaris dan Direksi pada tahun 2022. The Company lists the total remuneration received by the Board of Commissioners and Board of Directors in 2022.	D.2.7	The total remuneration of each member of the board of directors/commissioners
	Pernyataan Konfirmasi Tata Kelola Perusahaan			**Corporate Governance Confirmation Statement**
D.2.8	Apakah Laporan Tahunan memuat pernyataan yang menyatakan kepatuhan perusahaan dengan aturan tata kelola perusahaan dan dimana ada ketidakpatuhan, mengidentifikasi dan menjelaskan alasan-alasan untuk setiap masalah tersebut?	308-310 Ya / Yes	D.2.8	Does the Annual Report contain a statement confirming the company's full compliance with the code of corporate governance and where there is non-compliance, identify and explain reasons for each such issue?
D.3	**Pengungkapan Transaksi dengan Pihak Berelasi (RPT)**		**D.3**	**Disclosure of Related Party Transactions (RPTs)**
D.3.1	Apakah perusahaan mengungkapkan kebijakan yang mencakup tinjauan dan persetujuan atas transaksi material dengan pihak berelasi?	130-285 Ya / Yes	D.3.1	Does the company disclose its policy covering the review and approval of material RPTs?
D.3.2	Apakah perusahaan mengungkapkan nama, hubungan, dasar, dan nilai dari setiap transaksi material dengan pihak berelasi?	Ya / Yes	D.3.2	Does the company disclose the name, relationship, nature, and value of each material RPTs?
D.4	**Transaksi saham perusahaan oleh Direktur dan Komisaris**		**D.4**	**Directors and Commissioners dealings in the shares of the company**
D.4.1	Apakah perusahaan mengungkapkan perdagangan saham perusahaan oleh orang dalam?	Ya. Pada tahun 2022, tidak terdapat perdagangan saham perusahaan oleh orang dalam. Yes. In 2022, there was no insider trading of company shares.	D.4.1	Does the company disclose trading in the company's shares by insiders?

Kriteria		Halaman dan Keterangan Page(s) and Note(s)	Criteria	
D.5	**Auditor Eksternal dan Laporan Auditor**		**D.5**	**External Auditor and Auditor Report**
	Jika firma audit yang sama dilibatkan untuk jasa audit dan non-audit			**Where the same audit firm is engaged for both audit and non-audit services**
D.5.1	Apakah biaya jasa audit dan non-audit diungkapkan?	62 Ya / Yes	D.5.1	Are the audit and non-audit fees disclosed?
D.5.2	Apakah biaya jasa non-audit melebihi biaya jasa audit?	Tidak / No	D.5.2	Does the non-audit fee exceed the audit fees?
D.6	**Media Komunikasi**		**D.6**	**Medium of Communications**
	Apakah perusahaan menggunakan mode-mode komunikasi berikut?			**Does the company use the following modes of communication?**
D.6.1	Laporan Triwulanan	Ya / Yes	D.6.1	Quarterly Reporting
D.6.2	Situs Web Perusahaan	Ya / Yes	D.6.2	Company Website
D.6.3	Briefing analis	Tidak / No	D.6.3	Analyst's briefing
D.6.4	Briefing media/konferensi pers	Tidak / No	D.6.4	Media briefings/press conferences
D.7	**Pengarsipan/rilis laporan tahunan/keuangan tepat waktu**		**D.7**	**Timely filing/release of annual/financial reports**
D.7.1	Apakah laporan/pernyataan keuangan tahunan yang telah diaudit dirilis dalam waktu 120 hari sejak akhir tahun buku?	Ya / Yes	D.7.1	Are the audited annual financial report/statement released within 120 days from the financial year end?
D.7.2	Apakah laporan tahunan dirilis dalam waktu 120 hari sejak akhir tahun buku?	Ya / Yes	D.7.2	Is the annual report released within 120 days from the financial year end?
D.7.3	Apakah kebenaran dan kewajaran yang disampaikan dalam laporan/pernyataan keuangan tahunan ditegaskan oleh direksi/dewan komisaris dan/atau karyawan yang relevan dalam perusahaan?	Ya / Yes	D.7.3	Is the true and fairness/fair representation of the annual financial statement/reports affirmed by the board of directors/commissioners and/or the relevant officers of the company?
D.8	**Situs Web Perusahaan**		**D.8**	**Company Website**
	Apakah perusahaan mempunyai situs web untuk mengungkap informasi terbaru sehubungan dengan:			**Does the company have a website disclosing up-to-date information on the following:**
D.8.1	Laporan keuangan (triwulanan terbaru)	Ya / Yes	D.8.1	Financial statements/reports (latest quarterly)
D.8.2	Materi-materi yang disediakan pada saat briefing kepada analis dan media	Tidak / No	D.8.2	Materials provided in briefings to analysts and media
D.8.3	Laporan Tahunan yang dapat diunduh	Ya / Yes	D.8.3	Downloadable Annual Report
D.8.4	Pemanggilan RUPST/RUPSLB	Ya / Yes	D.8.4	Notice of AGM and/or EGM
D.8.5	Risalah RUPST/RUPSLB	Ya / Yes	D.8.5	Minutes of AGM and/or EGM
D.8.6	Anggaran Dasar perusahaan	Ya / Yes	D.8.6	Company's constitution (company's by-laws, memorandum, and articles of association)
D.9	**Hubungan Investor**		**D.9**	**Investor Relations**
D.9.1	Apakah perusahaan mengungkapkan detail kontak (mis. telepon, faksimili, dan surat elektronik) dari pihak/kantor yang bertanggungjawab untuk hubungan investor?	243 Ya / Yes	D.9.1	Does the company disclose the contact details (e.g., telephone, fax, and email) of the officer/office responsible for investor relations?
E	**TANGGUNG JAWAB DEWAN**		E	RESPONSIBILITIES OF THE BOARD
E.1	Tugas dan Tanggung Jawab Dewan		E.1	Board Duties and Responsibilities
	Mendefinisikan dengan jelas tanggung jawab dewan dan kebijakan tata kelola perusahaan			**Clearly defined board responsibilities and corporate governance policy**
E.1.1	Apakah perusahaan mengungkapkan kebijakan tata kelola perusahaan/piagam dewan perusahaan?	126-130, 154-155, 174 Ya / Yes	E.1.1	Does the company disclose its corporate governance policy/board charter?
E.1.2	Apakah jenis keputusan yang memerlukan persetujuan direksi/dewan komisaris diungkapkan?	173-174 Ya / Yes	E.1.2	Are the types of decisions requiring the board of directors/commissioners' approval disclosed?
E.1.3	Apakah peran dan tanggung jawab direksi/dewan komisaris dinyatakan dengan jelas?	152-154, 172-174 Ya / Yes	E.1.3	Are the roles and responsibilities of the board of directors/commissioners clearly stated?
	Visi/Misi Perusahaan			**Corporate Vision/Mission**
E.1.4	Apakah perusahaan memiliki pernyataan visi dan misi yang diperbarui?	12, 26 Ya / Yes	E.1.4	Does the company have an updated vision and mission statement?

Kriteria		Halaman dan Keterangan Page(s) and Note(s)	Criteria	
E.1.5	Apakah direksi memainkan peran utama dalam proses pengembangan dan peninjauan strategi perusahaan setidaknya setiap tahun?	178-180 Ya / Yes	E.1.5	Does the board of directors play a leading role in the process of developing and reviewing the company's strategy at least annually?
E.1.6	Apakah direksi memiliki proses untuk meninjau, memantau dan mengawasi implementasi strategi perusahaan?	178-180 Ya / Yes	E.1.6	Does the board of directors have a process to review, monitor and oversee the implementation of the corporate strategy?
E.2	**Struktur Dewan**		**E.2**	**Board Structure**
	Kode Etik			**Code of Ethics or Conduct**
E.2.1	Apakah perusahaan mengungkapkan kode etik perusahaan secara detail?	27 Ya / Yes	E.2.1	Are the details of the code of ethics or conduct disclosed?
E.2.2	Apakah seluruh direktur/komisaris, manajemen senior, dan karyawan diharuskan untuk mematuhi kode etik?	28 Ya / Yes	E.2.2	Are all directors/commissioners, senior management, and employees required to comply with the code/s?
E.2.3	Apakah perusahaan memiliki proses untuk mengimplementasikan dan memonitor kepatuhan terhadap kode etik?	28 Ya / Yes	E.2.3	Does the company have a process to implement and monitor compliance with the code/s of ethics or conduct?
	Struktur dan Komposisi Dewan			**Board Structure & Composition**
E.2.4	Apakah setidaknya 50% dari direksi/dewan komisaris terdiri dari direktur/komisaris independen?	36 Ya / Yes	E.2.4	Do independent directors/commissioners make up at least 50% of the board of directors/ commissioners?
E.2.5	Apakah perusahaan memiliki batas waktu masa jabatan sembilan tahun atau kurang, atau 2 masa jabatan masing-masing lima tahun[1] untuk direktur/komisaris independennya? [1] Jangka waktu lima tahun harus disyaratkan oleh undang-undang yang sudah ada sebelum penerapan ASEAN Corporate Governance Scorecard pada tahun 2011	Tidak / No	E.2.5	Does the company have a term limit of nine years or less or 2 terms of five years1 each for its independent directors/commissioners? [1] The five years term must be required by legislation that pre-existed the introduction of the ASEAN Corporate Governance Scorecard in 2011
E.2.6	Apakah perusahaan menetapkan batasan lima jabatan dewan yang dapat dimiliki oleh seorang direktur/komisaris independen/non-eksekutif secara bersamaan?	168, 188 Ya / Yes	E.2.6	Has the company set a limit of five board seats that an individual independent/non-executive director/ commissioner may hold simultaneously?
E.2.7	Apakah perusahaan memiliki direktur eksekutif yang menjabat pada lebih dari dua perusahaan terbuka di luar grup perusahaan?	Tidak / No	E.2.7	Does the company have any executive directors who serve on more than two boards of listed companies outside of the group?
	Komite Nominasi			**Nomination Committee (NC)**
E.2.8	Apakah perusahaan memiliki Komite Nominasi?	205-215 Ya / Yes	E.2.8	Does the company have a Nominating Committee?
E.2.9	Apakah Komite Nominasi terdiri atas mayoritas direktur/komisaris independen?	208-209 Ya / Yes	E.2.9	Is the Nominating Committee comprised of a majority of independent directors/commissioners?
E.2.10	Apakah ketua Komite Nominasi merupakan direktur/komisaris independen?	36, 38, 208 Ya / Yes	E.2.10	Is the chairman of the Nominating Committee an independent director/commissioner?
E.2.11	Apakah perusahaan mengungkapkan kerangka acuan/struktur tata kelola/piagam Komite Nominasi?	206-207 Ya / Yes	E.2.11	Does the company disclose the terms of reference/ governance structure/charter of the Nominating Committee?
E.2.12	Apakah kehadiran rapat anggota Komite Nominasi diungkapkan dan, apabila diungkapkan, apakah Komite Nominasi mengadakan rapat sedikitnya dua kali dalam tahun buku?	215 Ya / Yes	E.2.12	Is the meeting attendance of the Nominating Committee disclosed and, if so, did the Nominating Committee meet at least twice during the year?
	Komite Remunerasi/Komite Kompensasi			**Remuneration Committee (RC)/Compensation Committee**
E.2.13	Apakah perusahaan memiliki Komite Remunerasi?	205-215 Ya / Yes	E.2.13	Does the company have a Remuneration Committee?
E.2.14	Apakah Komite Remunerasi terdiri atas mayoritas direktur/komisaris independen?	208-209 Ya / Yes	E.2.14	Is the Remuneration Committee comprised of a majority of independent directors/commissioners?
E.2.15	Apakah ketua Komite Remunerasi merupakan direktur/komisaris independen?	36, 38, 208 Ya / Yes	E.2.15	Is the chairman of the Remuneration Committee an independent director/commissioner?
E.2.16	Apakah perusahaan mengungkapkan kerangka acuan/struktur tata kelola/piagam Komite Remunerasi?	206-207 Ya / Yes	E.2.16	Does the company disclose the terms of reference/ governance structure/charter of the Remuneration Committee?

Kriteria		Halaman dan Keterangan Page(s) and Note(s)	Criteria	
E.2.17	Apakah kehadiran rapat anggota Komite Remunerasi diungkapkan dan, apabila diungkapkan, apakah Komite Remunerasi mengadakan rapat sedikitnya dua kali dalam tahun buku?	215 Ya / Yes	E.2.17	Is the meeting attendance of the Remuneration Committee disclosed and, if so, did the Remuneration Committee meet at least twice during the year?
	Komite Audit			**Audit Committee (AC)**
E.2.18	Apakah perusahaan mempunyai Komite Audit?	189-199 Ya / Yes	E.2.18	Does the company have an Audit Committee?
E.2.19	Apakah Komite Audit terdiri dari seluruhnya direktur/komisaris non-eksekutif dengan mayoritas direktur/komisaris independen?	193-195 Ya / Yes	E.2.19	Is the Audit Committee comprised entirely of non-executive directors/commissioners with a majority of independent directors/commissioners?
E.2.20	Apakah ketua Komite Audit merupakan direktur/komisaris independen?	36, 37, 193 Ya / Yes	E.2.20	Is the chairman of the Audit Committee an independent director/commissioner?
E.2.21	Apakah perusahaan mengungkapkan kerangka acuan/struktur tata kelola/piagam Komite Audit?	192 Ya / Yes	E.2.21	Does the company disclose the terms of reference/ governance structure/charter of the Audit Committee?
E.2.22	Apakah paling tidak satu dari direktur/komisaris independen pada Komite Audit memiliki keahlian di bidang akuntansi (kualifikasi atau pengalaman di bidang akuntansi)?	195 Ya / Yes	E.2.22	Does at least one of the independent directors/ commissioners of the committee have accounting expertise (accounting qualification or experience)?
E.2.23	Apakah kehadiran rapat anggota Komite Audit diungkapkan dan, apabila diungkapkan, apakah Komite Audit mengadakan rapat sedikitnya empat kali dalam tahun buku?	197-199 Ya / Yes	E.2.23	Is the meeting attendance of the Audit Committee disclosed and, if so, did the Audit Committee meet at least four times during the year?
E.2.24	Apakah Komite Audit memiliki tanggung jawab utama dalam memberikan rekomendasi terkait dengan penunjukan, dan pemberhentian auditor eksternal?	196 Ya / Yes	E.2.24	Does the Audit Committee have primary responsibility for recommendation on the appointment, and removal of the external auditor?
E.3	**Proses-Proses Dewan**		**E.3**	**Board Processes**
	Rapat Dewan dan Kehadiran			**Board Meetings and Attendance**
E.3.1	Apakah rapat direksi/dewan komisaris dijadwalkan sebelum dimulainya tahun buku?	160, 180 Ya / Yes	E.3.1	Are the board of directors meetings scheduled before the start of the financial year?
E.3.2	Apakah direksi/dewan komisaris mengadakan rapat setidaknya 6 kali dalam tahun buku?	160-164, 180-185 Ya / Yes	E.3.2	Does the board of directors/commissioners meet at least six times during the year?
E.3.3	Apakah masing-masing direktur/komisaris menghadiri minimal 75% dari semua rapat dewan yang diadakan dalam tahun buku?	160-164, 180-185 Ya / Yes	E.3.3	Has each of the directors/commissioners attended at least 75% of all the board meetings held during the year?
E.3.4	Apakah perusahaan menetapkan kebijakan minimum kuorum 2/3 untuk pengambilan keputusan rapat dewan?	160, 180 Ya / Yes	E.3.4	Does the company require a minimum quorum of at least 2/3 for board decisions?
E.3.5	Apakah direktur/komisaris non-eksekutif perusahaan mengadakan rapat secara terpisah setidaknya sekali dalam tahun buku tanpa kehadiran pejabat eksekutif?	12, 161 Ya / Yes	E.3.5	Did the non-executive directors/commissioners of the company meet separately at least once during the year without any executives present?
	Akses Informasi			**Access to Information**
E.3.6	Apakah materi rapat direksi/dewan komisaris diberikan kepada dewan setidaknya lima hari kerja sebelum rapat dewan berlangsung?	Ya / Yes	E.3.6	Are board papers for the board of directors/ commissioners meetings provided to the board at least five business days in advance of the board meeting?
E.3.7	Apakah sekretaris perusahaan memegang peranan penting dalam mendukung dewan menjalankan tanggungjawabnya?	Ya / Yes	E.3.7	Does the company secretary play a significant role in supporting the board in discharging its responsibilities?
E.3.8	Apakah sekretaris perusahaan memiliki kecakapan dalam bidang hukum, akuntansi, atau kesekretariatan Perusahaan, dan terus mengikuti perkembangan yang relevan?	Ya / Yes	E.3.8	Is the company secretary trained in legal, accountancy, or company secretarial practices, and has kept abreast of relevant developments?
	Penunjukan dan Pengangkatan Kembali Dewan			**Board Appointment and Re-Election**
E.3.9	Apakah perusahaan mengungkapkan kriteria yang digunakan dalam memilih direktur/komisaris baru?	156-157, 176 Ya / Yes	E.3.9	Does the company disclose the criteria used in selecting new directors/commissioners?
E.3.10	Apakah perusahaan mendeskripsikan proses yang dilakukan dalam penunjukan direktur/komisaris baru?	214 Ya / Yes	E.3.10	Did the company describe the process followed in appointing new directors/commissioners?

Kriteria		Halaman dan Keterangan Page(s) and Note(s)	Criteria	
E.3.11	Apakah seluruh direktur/komisaris tunduk pada pemilihan kembali setiap 3 tahun; atau 5 tahun untuk perusahaan tercatat di negara-negara yang perundang-undangannya menetapkan jangka waktu 5 tahun[2] masing-masing? [2]Jangka waktu lima tahun harus disyaratkan oleh undang-undang yang sudah ada sebelum penerapan ASEAN Corporate Governance Scorecard pada tahun 2011	157, 176-177 Ya / Yes	E.3.11	Are all directors/commissioners subject to re-election every 3 years; or 5 years for listed companies in countries whose legislation prescribes a term of 5 years[2] each? [2]The five years term must be required by legislation that pre-existed the introduction of the ASEAN Corporate Governance Scorecard in 2011
	Perihal Remunerasi			**Remuneration Matters**
E.3.12	Apakah perusahaan mengungkapkan kebijakan (seperti penggunaan insentif jangka pendek dan jangka panjang dan ukuran kinerja) terkait remunerasi (*fee*, tunjangan, natura, dan honorarium lainnya) untuk direktur eksekutif dan CEO perusahaan?	213 Ya / Yes	E.3.12	Does the company disclose its remuneration (fees, allowances, benefit-in-kind, and other emoluments) policy/practices (i.e., the use of short-term and long-term incentives and performance measures) for its executive directors and CEO?
E.3.13	Apakah terdapat pengungkapan mengenai fee structure untuk direktur/komisaris non-eksekutif?	Tidak / No	E.3.13	Is there disclosure of the fee structure for non-executive directors/commissioners?
E.3.14	Apakah para pemegang saham atau Direksi menyetujui remunerasi direktur eksekutif dan/ atau pejabat eksekutif senior?	137, 149 Ya / Yes	E.3.14	Do the shareholders or the Board of Directors approve the remuneration of the executive directors and/or the senior executives?
E.3.15	Apakah perusahaan memiliki standar terukur untuk menyelaraskan remunerasi berbasis kinerja untuk direktur eksekutif dan eksekutif senior dengan kepentingan jangka panjang perusahaan, seperti provisi *claw back* dan bonus yang ditangguhkan?	Tidak / No	E.3.15	Does the company have measurable standards to align the performance-based remuneration of the executive directors and senior executives with the long-term interests of the company, such as clawback provisions and deferred bonuses?
	Audit Internal			**Internal Audit**
E.3.16	Apakah perusahaan memiliki fungsi audit internal yang terpisah?	216-223 Ya / Yes	E.3.16	Does the company have a separate internal audit function?
E.3.17	Apakah ketua audit internal diidentifikasi, atau jika outsource, apakah nama dari perusahaan eksternal diungkapkan?	216-217 Ya / Yes	E.3.17	Is the head of the internal audit identified or, if outsourced, is the name of the external firm disclosed?
E.3.18	Apakah pengangkatan dan pemberhentian auditor internal memerlukan persetujuan Komite Audit?	216 Ya / Yes	E.3.18	Does the appointment and removal of the internal auditor require the approval of the Audit Committee?
	Pengawasan Risiko			**Risk Oversight**
E.3.19	Apakah perusahaan menetapkan prosedur pengendalian internal/kerangka kerja manajemen risiko yang baik dan secara berkala meninjau keefektifan kerangka kerja tersebut?	220-221, 224-236 Ya / Yes	E.3.19	Does the company establish a sound internal control procedures/risk management framework and periodically review the effectiveness of that framework?
E.3.20	Apakah Laporan Tahunan/Laporan Tata Kelola Tahunan mengungkapkan bahwa direksi/dewan komisaris telah melakukan penelaahan terhadap pengendalian material (termasuk pengendalian operasional, keuangan, dan kepatuhan) dan sistem manajemen risiko perusahaan?	13-14, 26, 220 Ya / Yes	E.3.20	Does the Annual Report/Annual CG Report disclose that the board of directors/commissioners has conducted a review of the company's material controls (including operational, financial, and compliance controls) and risk management systems?
E.3.21	Apakah perusahaan mengungkapkan risiko-risiko utama yang dihadapi perusahaan secara material (yaitu keuangan, operasional termasuk TI, lingkungan, sosial, ekonomi)?	224-236 Ya / Yes	E.3.21	Does the company disclose the key risks to which the company is materially exposed to (i.e., financial, operational including IT, environmental, social, economic)?
E.3.22	Apakah Laporan Tahunan/Laporan Tata Kelola Tahunan memuat pernyataan dari direksi/dewan komisaris atau Komite Audit yang mengomentari kecukupan pengendalian internal/sistem manajemen risiko perusahaan?	13-14 Ya / Yes	E.3.22	Does the Annual Report/Annual CG Report contain a statement from the board of directors/ commissioners or Audit Committee commenting on the adequacy of the company's internal controls/ risk management systems?
E.4	**Orang-Orang di Dewan**		**E.4**	**People on the Board**
	Ketua Dewan			**Board Chairman**
E.4.1	Apakah peran ketua dewan dan CEO dijabat oleh orang yang berbeda?	37, 43 Ya / Yes	E.4.1	Do different persons assume the roles of chairman and CEO?

Kriteria		Halaman dan Keterangan Page(s) and Note(s)	Criteria	
E.4.2	Apakah ketua dewan merupakan seorang direktur/komisaris independen?	Tidak. Untuk melindungi hak-hak pemegang saham minoritas, Perseroan menetapkan susunan Dewan Komisaris dimana komisaris independen mewakili lebih dari 80% dari seluruh anggota Dewan Komisaris. No. To protect the rights of minority shareholders, the Company established the composition of the Board of Commissioners in which independent commissioners represent more than 80% of all members of the Board of Commissioners.	E.4.2	Is the chairman an independent director/ commissioner?
E.4.3	Apakah ada direktur yang sebelumnya menjabat sebagai CEO perusahaan pada 2 tahun terakhir?	Tidak / No	E.4.3	Is any of the directors a former CEO of the company in the past 2 years?
E.4.4	Apakah peran dan tanggung jawab ketua dewan diungkapkan?	152 Ya / Yes	E.4.4	Are the roles and responsibilities of the chairman disclosed?
	Pimpinan Direktur Independen			**Lead Independent Director**
E.4.5	Jika Ketua tidak independen, apakah Dewan telah menunjuk Pimpinan Direktur Independen/ Direktur Independen Senior dengan peran yang sudah ditentukan?	Tidak / No	E.4.5	If the Chairman is not independent, has the Board appointed a Lead/Senior Independent Director, and has his/her role been defined?
	Keterampilan dan Kompetensi			**Skills and Competencies**
E.4.6	Apakah setidaknya satu direktur/komisaris non-eksekutif memiliki pengalaman kerja sebelumnya di sektor utama tempat perusahaan beroperasi?	155-156, 175-176 Ya / Yes	E.4.6	Does at least one non-executive director/ commissioner have prior working experience in the major sector that the company is operating in?
E.5	**Kinerja Dewan**		**E.5**	**Board Performance**
	Pengembangan Direktur			**Directors Development**
E.5.1	Apakah perusahaan mempunyai program orientasi untuk direktur/komisaris baru?	158, 177 Ya / Yes	E.5.1	Does the company have orientation programs for new directors/commissioners?
E.5.2	Apakah perusahaan memiliki kebijakan yang mendorong direktur/komisaris untuk mengikuti program pendidikan profesi yang sedang berlangsung atau berkelanjutan?	166-167, 186-187 Ya / Yes	E.5.2	Does the company have a policy that encourages directors/commissioners to attend ongoing or continuous professional education programs?
	Penunjukan dan Kinerja CEO/Manajemen Eksekutif			**CEO/Executive Management Appointments and Performance**
E.5.3	Apakah perusahaan mengungkapkan proses bagaimana direksi/dewan komisaris merencanakan suksesi CEO/*Managing Director*/ Presiden dan manajemen kunci?	214 Ya / Yes	E.5.3	Does the company disclose the process on how the board of directors/commissioners plans for the succession of the CEO/Managing Director/President and key management?
E.5.4	Apakah direksi/dewan komisaris melakukan penilaian kinerja tahunan CEO/*Managing Director*/Presiden?	164, 186, 211-213 Ya / Yes	E.5.4	Does the board of directors/commissioners conduct an annual performance assessment of the CEO/ Managing Director/President?
	Penilaian Dewan			**Board Appraisal**
E.5.5	Apakah perusahaan melakukan penilaian tahunan atas kinerja direksi/dewan komisaris dan mengungkapkan kriteria dan proses yang diterapkan dalam penilaian tersebut?	211-213 Ya / Yes	E.5.5	Did the company conduct an annual performance assessment of the board of directors/commissioners and disclose the criteria and process followed for the assessment?
	Penilaian Direkur			**Director Appraisal**
E.5.6	Apakah perusahaan melakukan penilaian tahunan atas kinerja masing-masing direktur/komisaris dan mengungkapkan kriteria dan proses yang diterapkan dalam penilaian tersebut?	211-213 Ya / Yes	E.5.6	Did the company conduct an annual performance assessment of the individual directors/ commissioners and disclose the criteria and process followed for the assessment?
	Penilaian Komite			**Committee Appraisal**
E.5.7	Apakah perusahaan melakukan penilaian tahunan atas kinerja dewan komite dan mengungkapkan kriteria dan proses yang diterapkan dalam penilaian tersebut?	164-165, 211-213 Ya / Yes	E.5.7	Did the company conduct an annual performance assessment of the board committees and disclose the criteria and process followed for the assessment?

Kriteria		Halaman dan Keterangan Page(s) and Note(s)	Criteria	
LEVEL 2 – BONUS			**LEVEL 2 – BONUS ITEMS**	
(B)A	**HAK-HAK PEMEGANG SAHAM**		**(B)A**	**RIGHTS OF SHAREHOLDERS**
(B)A.1	**Hak untuk berpartisipasi secara efektif dan memberikan suara dalam RUPS serta untuk memperoleh informasi mengenai aturan-aturan, termasuk prosedur pemungutan suara, yang berlaku dalam RUPS**		**(B)A.1**	**Right to participate effectively in and vote in general shareholders meeting and should be informed of the rules, including voting procedures, that govern general shareholders meeting**
(B)A.1.1	Apakah perusahaan mempraktikkan pemungutan suara in absentia secara elektronik yang aman dalam RUPS?	Ya. Perseroan menyediakan akses bagi para emegang saham untuk menggunakan fasilitas *e-Voting*. Yes. The Company provides access for shareholders to use e-Voting facility.	(B)A.1.1	Does the company practice secure electronic voting in absentia at the general meetings of shareholders?
(B)B	**PERLAKUAN SETARA TERHADAP PEMEGANG SAHAM**		**(B)B**	**EQUITABLE TREATMENT OF SHAREHOLDERS**
(B)B.1	**Pemanggilan RUPST**		**(B)B.1**	**Notice of AGM**
(B)B.1.1	Apakah perusahaan menyampaikan pemanggilan RUPST (beserta detail agenda dan sirkuler penjelasannya), seperti yang diumumkan kepada Bursa, minimal 28 hari sebelum tanggal pelaksanaan rapat?	133, 144-145 Ya / Yes	(B)B.1.1	Does the company release its notice of AGM (with detailed agendas and explanatory circulars), as announced to the Exchange, at least 28 days before the date of the meeting?
(B)C	**PERAN PARA PEMANGKU KEPENTINGAN**		**(B)C**	**ROLE OF STAKEHOLDERS**
(B)C.1			**(B)C.1**	
(B)C.1.1	Apakah perusahaan mengadopsi kerangka pelaporan keberlanjutan yang diakui secara internasional (yaitu GRI, *Integrated Reporting*, SASB)?	Ya / Yes	(B)C.1.1	Does the company adopt an internationally recognized reporting framework for sustainability (i.e., GRI, Integrated Reporting, SASB)?
(B)D	**PENGUNGKAPAN DAN TRANSPARANSI**		**(B)D**	**DISCLOSURE AND TRANSPARENCY**
(B)D.1			**(B)D.1**	
(B)D.1.1	Apakah laporan/pernyataan keuangan tahunan yang telah diaudit dirilis dalam waktu 60 hari sejak akhir tahun buku?	Tidak / No	(B)D.1.1	Are the audited annual financial report/statement released within 60 days from the financial year end?
(B)D.1.2	Apakah perusahaan mengungkapkan detail remunerasi CEO?	213 Ya / Yes	(B)D.1.2	Does the company disclose details of the remuneration of the CEO?
(B)E	**TANGGUNG JAWAB DEWAN**		**(B)E**	**RESPONSIBILITIES OF THE BOARD**
(B)E.1	**Kompetensi dan Keragaman Dewan**		**(B)E.1**	**Board Competencies and Diversity**
(B)E.1.1	Apakah perusahaan memiliki sedikitnya satu direktur/komisaris independen wanita?	36, 38 Ya / Yes	(B)E.1.1	Does the company have at least one female independent director/commissioner?
(B)E.1.2	Apakah perusahaan memiliki kebijakan dan mengungkapkan tujuan terukur untuk mengimplementasikan keragaman dewan dan melaporkan progres dalam mencapai tujuannya?	Tidak / No	(B)E.1.2	Does the company have a policy and disclose measurable objectives for implementing its board diversity and report on progress in achieving its objectives?
(B)E.2	**Struktur Dewan**		**(B)E.2**	**Board Structure**
(B)E.2.1	Apakah Komite Nominasi terdiri dari seluruhnya direktur/komisaris independen?	Tidak / No	(B)E.2.1	Is the Nominating Committee comprised entirely of independent directors/commissioners?
(B)E.2.2	Apakah Komite Nominasi melakukan proses untuk mengidentifikasi kualitas direktur yang selaras dengan arah strategis perusahaan?	211-213 Ya / Yes	(B)E.2.2	Does the Nominating Committee undertake the process of identifying the quality of directors aligned with the company's strategic directions?
(B)E.3	**Penunjukan dan Pengangkatan Kembali Dewan**		**(B)E.3**	**Board Appointments and Re-Election**
(B)E.3.1	Apakah perusahaan menggunakan firma pencarian profesional atau sumber kandidat eksternal lain (seperti basis data direktur yang dibuat oleh direktur atau badan pemegang saham) saat mencari kandidat untuk direksi/dewan komisaris?	Tidak / No	(B)E.3.1	Does the company use professional search firms or other external sources of candidates (such as director databases set up by directors or shareholder bodies) when searching for candidates for the board of directors/commissioners?
(B)E.4	**Penunjukan dan Pengangkatan Kembali Dewan**		**(B)E.4**	**Board Appointments and Re-Election**
(B)E.4.1	Apakah lebih dari 50% direksi/dewan komisaris terdiri dari direktur/komisaris non-eksekutif independen untuk perusahaan dengan ketua independen?	Tidak / No	(B)E.4.1	Do independent non-executive directors/ commissioners make up more than 50% of the board of directors/commissioners for a company with an independent chairman?

Kriteria		Halaman dan Keterangan Page(s) and Note(s)	Criteria	
(B)E.5	**Pengawasan Risiko**		**(B)E.5**	**Risk Oversight**
(B)E.5.1	Apakah dewan menjelaskan proses tata kelolanya seputar masalah TI yang mencakup gangguan, keamanan dunia maya, pemulihan bencana, untuk memastikan bahwa semua risiko utama diidentifikasi, dikelola, dan dilaporkan kepada dewan?	90-92, 235-236 Ya / Yes	(B)E.5.1	Does the board describe its governance process around IT issues including disruption, cyber security, and disaster recovery, to ensure that all key risks are identified, managed, and reported to the board?
(B)E.6	**Kinerja Dewan**		**(B)E.6**	**Board Performance**
(B)E.6.1	Apakah perusahaan memiliki tingkatan dewan Komite Risiko yang terpisah?	199-205 Ya / Yes	(B)E.6.1	Does the company have a separate board-level Risk Committee?
LEVEL 2 – PENALTI			**LEVEL 2 – PENALTY ITEMS**	
(P)A.	**HAK-HAK PEMEGANG SAHAM**		**(P)A.**	**RIGHTS OF SHAREHOLDERS**
(P)A.1	**Hak-Hak Dasar Pemegang Saham**		**(P)A.1**	**Basic Shareholder Rights**
(P)A.1.1	Apakah perusahaan gagal atau lalai dalam menerapkan perlakuan yang sama untuk pembelian kembali saham kepada semua pemegang saham?	Tidak / No	(P)A.1.1	Did the company fail or neglect to offer equal treatment for share repurchases to all shareholders?
(P)A.2	**Pemegang saham, termasuk pemegang saham institusi, harus diizinkan untuk saling berkonsultasi dengan pemegang saham lainnya mengenai hak dasar mereka sebagaimana didefinisikan dalam prinsip-prinsip, dengan memperhatikan pengecualian untuk mencegah penyalahgunaan**		**(P)A.2**	**Shareholders, including institutional shareholders, should be allowed to consult with each other on issues concerning their basic shareholder rights as defined in the Principles, subject to exceptions to prevent abuse**
(P)A.2.1	Apakah ada hambatan yang menghalangi pemegang saham untuk melakukan komunikasi atau konsultasi dengan pemegang saham lainnya?	Tidak / No	(P)A.2.1	Is there evidence of barriers that prevent shareholders from communicating or consulting with other shareholders?
(P)A.3	**Hak untuk berpartisipasi secara efektif dan memberikan suara dalam RUPS serta untuk memperoleh informasi mengenai aturan-aturan, termasuk prosedur pemungutan suara, yang berlaku dalam RUPS**		**(P)A.3**	**Right to participate effectively in and vote in general shareholders meeting and should be informed of the rules, including voting procedures, that govern general shareholders meeting**
(P)A.3.1	Apakah perusahaan memasukkan agenda tambahan dan yang tidak diumumkan ke dalam pemanggilan RUPST/RUPSLB?	Tidak / No	(P)A.3.1	Did the company include any additional and unannounced agenda item into the notice of AGM/ EGM?
(P)A.3.2	Apakah Ketua Dewan, Ketua Komite Audit dan CEO menghadiri RUPST terakhir?	Presiden Direktur dan Ketua Komite Audit menghadiri RUPST yang dilaksanakan pada tanggal 12 Mei 2022. Namun RUPST tidak dihadiri oleh Presiden Komisaris, karena memiliki agenda lain. The President Director and Chairman of the Audit Committee attended the AGMS held on May 12, 2022. However, the AGMS was not attended by the President Commissioner, as he had other agenda.	(P)A.3.2	Did the Chairman of the Board, Audit Committee Chairman and CEO attend the most recent AGM?
(P)A.4	**Struktur dan pengaturan modal yang memungkinkan pemegang saham tertentu untuk memperoleh tingkat kendali yang tidak proporsional dengan kepemilikan ekuitas mereka harus diungkapkan**		**(P)A.4**	**Capital structures and arrangements that enable certain shareholders to obtain a degree of control disproportionate to their equity ownership should be disclosed**
(P)A.4.1	Perjanjian Pemegang Saham?	Tidak / No	(P)A.4.1	Shareholders Agreement?
(P)A.4.2	Batasan Hak Suara	Tidak / No	(P)A.4.2	Voting Cap?
(P)A.4.3	Hak Suara Ganda	Tidak / No	(P)A.4.3	Multiple Voting Rights?

Kriteria		Halaman dan Keterangan Page(s) and Note(s)	Criteria	
(P)A.5	**Struktur dan pengaturan modal yang memungkinkan pemegang saham tertentu untuk memperoleh tingkat kendali yang tidak proporsional dengan kepemilikan ekuitas mereka harus diungkapkan**		**(P)A.5**	**Capital structures and arrangements that enable certain shareholders to obtain a degree of control disproportionate to their equity ownership should be disclosed**
(P)A.5.1	Apakah struktur kepemilikan piramida dan/atau struktur kepemilikan silang terlihat jelas?	50 Ya, struktur kepemilikan piramida terlihat jelas. Namun, di dalam struktur kepemilikan Perseroan, tidak ada kepemilikan silang. Yes, the pyramid ownership structure is clearly apparent. However, in the Company's ownership structure, there is no cross-holding ownership.	(P)A.5.1	Is a pyramid ownership structure and/or cross-holding structure apparent?
(P)B	**PERLAKUAN SETARA TERHADAP PEMEGANG SAHAM**		**(P)B**	**EQUITABLE TREATMENT OF SHAREHOLDERS**
(P)B.1	**Larangan insider trading dan *abusive self-dealing***		**(P)B.1**	**Insider trading and abusive self-dealing should be prohibited**
(P)B.1.1	Apakah pernah terjadi insider trading yang melibatkan direktur/komisaris, manajemen, dan karyawan dalam tiga tahun terakhir?	Tidak / No	(P)B.1.1	Has there been any conviction of insider trading involving directors/commissioners, management and employees in the past three years?
(P)B.2	**Perlindungan terhadap pemegang saham minoritas dari tindakan sewenang-wenang**		**(P)B.2**	**Protecting minority shareholders from abusive action**
(P)B.2.1	Adakah kasus ketidakpatuhan terhadap hukum, peraturan, dan perundang-undangan yang berkaitan dengan transaksi material dengan pihak berelasi dalam tiga tahun terakhir?	Tidak / No	(P)B.2.1	Has there been any case of non-compliance with the laws, rules and regulations pertaining to material related party transactions in the past three years?
(P)B.2.2	Apakah ada RPT yang dapat diklasifikasikan sebagai bantuan keuangan (yaitu tidak dilakukan secara *arms' length*) kepada entitas selain anak perusahaan yang dimiliki sepenuhnya?	Tidak / No	(P)B.2.2	Were there any RPTs that can be classified as financial assistance (i.e., not conducted at arms' length) to entities other than wholly owned subsidiary companies?
(P)C	**PERAN PARA PEMANGKU KEPENTINGAN**		**(P)C**	**ROLE OF STAKEHOLDERS**
(P)C.1	**Hak-hak para pemangku kepentingan yang ditetapkan oleh hukum atau melalui kesepakatan bersama harus dihargai**		**(P)C.1**	**The rights of stakeholders that are established by law or through mutual agreements are to be respected**
(P)C.1.1	Adakah pelanggaran hukum yang berkaitan dengan isu buruh / ketenagakerjaan / pelanggan / ketidakmampuan membayar utang / komersial / kompetisi atau lingkungan?	Tidak / No	(P)C.1.1	Have there been any violations of any laws pertaining to labour / employment / consumer / insolvency / commercial / competition or environmental issues?
(P)C.2	**Dalam hal pemangku kepentingan berpartisipasi dalam proses tata kelola perusahaan, mereka harus mempunyai akses kepada informasi yang relevan, memadai, dan andal secara tepat waktu dan teratur**		**(P)C.2**	**Where stakeholders participate in the corporate governance process, they should have access to relevant, sufficient and reliable information on a timely and regular basis**
(P)C.2.1	Apakah perusahaan pernah menghadapi sanksi dari pemerintah karena kegagalan melakukan pengumuman dalam periode waktu yang diperlukan untuk peristiwa-peristiwa material?	Tidak / No	(P)C.2.1	Has the company faced any sanctions by regulators for failure to make announcements within the requisite time period for material events?
(P)D	**PENGUNGKAPAN DAN TRANSPARANSI**		**(P)D**	**DISCLOSURE AND TRANSPARENCY**
(P)D.1	**Sanksi dari regulator atas laporan keuangan**		**(P)D.1**	**Sanctions from regulator on financial reports**
(P)D.1.1	Apakah perusahaan mendapatkan *"qualified opinion"* dalam laporan audit eksternal?	Tidak / No	(P)D.1.1	Did the company receive a "qualified opinion" in its external audit report?
(P)D.1.2	Apakah perusahaan mendapatkan *"adverse opinion"* dalam laporan audit eksternal?	Tidak / No	(P)D.1.2	Did the company receive an "adverse opinion" in its external audit report?
(P)D.1.3	Apakah perusahaan mendapatkan *"disclaimer opinion"* dalam laporan audit eksternal?	Tidak / No	(P)D.1.3	Did the company receive a "disclaimer opinion" in its external audit report?
(P)D.1.4	Apakah dalam satu tahun terakhir perusahaan pernah merevisi laporan keuangannya untuk alasan selain perubahan kebijakan akutansi?	Tidak / No	(P)D.1.4	Has the company in the past year revised its financial statements for reasons other than changes in accounting policies?

Kriteria		Halaman dan Keterangan Page(s) and Note(s)	Criteria	
(P)E	**TANGGUNG JAWAB DEWAN**		**(P)E**	**RESPONSIBILITIES OF THE BOARD**
(P)E.1	**Kepatuhan terhadap peraturan pencatatan, perundang-undangan dan hukum yang berlaku**		**(P)E.1**	**Compliance with listing rules, regulations and applicable laws**
(P)E.1.1	Apakah perusahaan pernah tidak mematuhi peraturan pencatatan dan perundang-undangan dalam satu tahun terakhir selain peraturan terkait pengungkapan?	Tidak / No	(P)E.1.1	Is there any evidence that the company has not complied with any listing rules and regulations over the past year apart from disclosure rules?
(P)E.1.2	Apakah pernah terjadi dimana direktur/komisaris non-eksekutif mengundurkan diri dan mengangkat suatu isu sehubungan dengan tata kelola?	Tidak / No	(P)E.1.2	Have there been any instances where non-executive directors/commissioner have resigned and raised any issues of governance-related concerns?
(P)E.2	**Struktur Dewan**		**(P)E.2**	**Board Structure**
(P)E.2.1	Apakah perusahaan memiliki direktur/ komisaris independen yang telah menjabat lebih dari sembilan tahun atau dua masa jabatan masing-masing lima tahun[1] (mana yang lebih lama) dalam kapasitas yang sama? [1]Jangka waktu lima tahun harus disyaratkan oleh undang-undang yang sudah ada sebelum penerapan ASEAN *Corporate Governance Scorecard* pada tahun 2011	Tidak / No	(P)E.2.1	Does the company have any independent directors/ commissioners who have served for more than nine years or two terms of five years[1] each (whichever is higher) in the same capacity? [1]The five years term must be required by legislation which pre-existed before the introduction of the ASEAN Corporate Governance Scorecard in 2011
(P)E.2.2	Apakah perusahaan gagal mengidentifikasi siapa saja direktur/komisaris independennya?	Tidak / No	(P)E.2.2	Did the company fail to identify who are the independent director(s)/commissioner(s)?
(P)E.2.3	Apakah perusahaan memiliki direktur/ non-eksekutif/komisaris independen yang menjabat pada lebih dari lima dewan di perusahaan-perusahaan terbuka?	Tidak / No	(P)E.2.3	Does the company have any independent directors/ non-executive/commissioners who serve on a total of more than five boards of publicly listed companies?
(P)E.3	**Audit Eksternal**		**(P)E.3**	**External Audit**
(P)E.3.1	Apakah ada direktur atau manajemen senior yang sebelumnya merupakan karyawan atau partner dari auditor eksternal saat ini (dalam 2 tahun terakhir)?	Tidak / No	(P)E.3.1	Is any of the director or senior management a former employee or partner of the current external auditor (in the past 2 years)?
(P)E.4	**Struktur dan Komposisi Dewan**		**(P)E.4**	**Board Structure and Composition**
(P)E.4.1	Apakah ketua dewan pernah211-213 menjabat sebagai CEO perusahaan dalam tiga tahun terakhir?	Tidak / No	(P)E.4.1	Has the chairman been the company CEO in the last three years?
(P)E.4.2	Apakah direktur/komisaris non-eksekutif independen menerima opsi, saham kinerja, atau bonus?	Tidak / No	(P)E.4.2	Do independent non-executive directors/ commissioners receive options, performance shares or bonuses?

Referensi Peraturan OJK No. 51/POJK.03/2017

Reference to OJK's Regulation No. 51/POJK.03/2017

Isi Laporan Keberlanjutan	Halaman dan Keterangan Page(s) and Note(s)	Content of the Sustainability Report
Penjelasan Strategi Keberlanjutan		**Explanation of the Sustainability Strategy**
Penjelasan strategi berkelanjutan berisi penjelasan mengenai strategi keberlanjutan LJK, Emiten, dan Perusahaan Publik		The explanation of the sustainability strategy contains explanations of the sustainability strategies of FSI, Issuer, and Public Company
Ikhtisar Kinerja Aspek Keberlanjutan		**Summary on Sustainability Aspects Performance**
a. Aspek Ekonomi		a. Economic Aspects
1) Kuantitas produksi atau jasa yang dijual	264-265	1) Quantity of products or services offered
2) Pendapatan atau penjualan		2) Revenue or sales
3) Laba atau rugi bersih		3) Net profit or loss
4) Produk ramah lingkungan		4) Environmentally friendly products
5) Pelibatan pihak lokal yang berkaitan dengan proses bisnis Keuangan Berkelanjutan		5) Engagement of local stakeholders related to the Sustainable Finance business process
b. Aspek Lingkungan Hidup		b. Environmental Aspects
1) Penggunaan energi (antara lain listrik dan air)	285-303	1) Energy consumption (including electricity and water)
2) Pengurangan emisi yang dihasilkan (bagi LJK, Emiten, dan Perusahaan Publik yang proses bisnisnya berkaitan langsung dengan Lingkungan Hidup)		2) Reduction of emissions produced (for FSI, Issuer, and Public Company whose business processes are directly related to the Environment)
3) Pengurangan limbah dan efluen (limbah yang telah memasuki lingkungan) yang dihasilkan (bagi LJK, Emiten, dan Perusahaan Publik yang proses bisnisnya berkaitan langsung dengan Lingkungan Hidup)		3) Reduction of waste and effluents (waste that has entered the environment) generated (for FSI, Issuer, and Public Company whose business processes are directly related to the Environment)
4) Pelestarian keanekaragaman hayati (bagi LJK, Emiten, dan Perusahaan Publik yang proses bisnisnya berkaitan langsung dengan Lingkungan Hidup)		4) Conservation of biodiversity (for FSI, Issuer, and Public Company whose business processes are directly related to the Environment)
c. Aspek Sosial		c. Social Aspects
Aspek sosial yang merupakan uraian mengenai dampak positif dan negatif dari penerapan Keuangan Berkelanjutan bagi masyarakat dan lingkungan (termasuk orang, daerah, dan dana)	265-285	Social aspects which are a description of the positive and negative impacts of the application of Sustainable Finance on the community and the environment (including people, regions, and funds)
Profil Singkat LJK, Emiten, dan Perusahaan Publik		**Brief Profile of the FSI, Issuer, and Public Company**
Profil singkat menyajikan gambaran keseluruhan mengenai karakteristik LJK, Emiten, dan Perusahaan Publik, paling sedikit memuat:		A brief profile presenting an overall picture regarding the characteristics of the FSI, Issuer, and Public Company, which at least contains:
a. Visi, misi, dan nilai keberlanjutan LJK, Emiten, dan Perusahaan Publik	26	a. Vision, mission, and sustainability values of the FSI, Issuer, and Public Company
b. Nama, alamat, nomor telepon, nomor faksimili, alamat surat elektronik (*e-mail*), dan situs web LJK, Emiten, dan Perusahaan Publik, serta kantor cabang dan/atau kantor perwakilan LJK, Emiten, dan Perusahaan Publik	22	b. Name, address, telephone number, facsimile number, e-mail address, and website of FSI, Issuer, and Public Company, and branch offices and/or representative offices of FSI, Issuer, and Public Company
c. Skala usaha LJK, Emiten, dan Perusahaan Publik secara singkat, meliputi:		c. Business scale in brief of the FSI, Issuer, and Public Company, which includes:
1) Total aset atau kapitalisasi aset, dan total kewajiban (dalam jutaan rupiah)	8, 22, 101, 107, 111	1) Total assets or asset capitalization, and total liabilities (in millions of rupiah)
2) Jumlah karyawan yang dibagi menurut jenis kelamin, jabatan, usia, pendidikan, dan status ketenagakerjaan	63-69	2) Number of employees divided according to sex, position, age, education, and employment status
3) Persentase kepemilikan saham (publik dan pemerintah)	50-51	3) Percentage of share ownership (public and government)
4) Wilayah operasional	24	4) Operational area
d. Penjelasan singkat mengenai produk, layanan, dan kegiatan usaha yang dijalankan	8, 80-88	d. A brief description of the products, services, and business activities carried out
e. Keanggotaan pada asosiasi	23	e. Membership in associations
f. Perubahan LJK, Emiten, dan Perusahaan Publik yang bersifat signifikan, antara lain terkait dengan penutupan atau pembukaan cabang, dan struktur kepemilikan	92-96	f. Significant changes in the FSI, Issuer, and Public Company, such as those relating to the closing or opening of branches, and ownership structure
Penjelasan Direksi		**Explanation from the Board of Directors**
Penjelasan Direksi memuat:		The explanation from the Board of Directors contains:
a. Kebijakan untuk merespon tantangan dalam pemenuhan strategi keberlanjutan, paling sedikit meliputi:		a. Policies to respond to challenges in meeting the sustainability strategy, at least include:
1) Penjelasan nilai keberlanjutan bagi LJK, Emiten, dan Perusahaan Publik	26	1) Explanation of the value of sustainability for FSI, Issuer, and Public Company

Isi Laporan Keberlanjutan	Halaman dan Keterangan Page(s) and Note(s)	Content of the Sustainability Report
2) Penjelasan respon LJK, Emiten, dan Perusahaan Publik terhadap isu terkait penerapan Keuangan Berkelanjutan	248-258	2) Explanation of FSI's, Issuer's, and Public Company's responses to issues related to the application of Sustainable Finance
3) Penjelasan komitmen pimpinan LJK, Emiten, dan Perusahaan Publik dalam pencapaian penerapan Keuangan Berkelanjutan	248-258, 264-267, 273-274	3) Explanation of the commitment of the FSI, Issuer, and Public Company leaders in achieving Sustainable Finance application
4) Pencapaian kinerja penerapan Keuangan Berkelanjutan	8, 16-21, 98-123, 261-263, 283-285, 289-295, 297, 300-302	4) Achievement of the Sustainable Finance application performance
5) Tantangan pencapaian kinerja Keuangan Berkelanjutan	16-18, 248	5) Challenges in Sustainable Finance application performance achievement
b. Penerapan Keuangan Berkelanjutan, paling sedikit meliputi:		b. Application of Sustainable Finance, at least includes:
1) Pencapaian kinerja penerapan Keuangan Berkelanjutan (ekonomi, sosial, dan Lingkungan Hidup) dibandingkan dengan target	80, 88, 124, 261-263	1) Performance accomplishments of the application of Sustainable Finance (economic, social, and Environment) compared to the target
2) Penjelasan prestasi dan tantangan termasuk peristiwa penting selama periode pelaporan (bagi LJK yang diwajibkan membuat Rencana Aksi Keuangan Berkelanjutan)	16-18, 28-33	2) Explanation of achievements and challenges including important events during the reporting period (for FSI that is required to make a Sustainable Financial Action Plan)
c. Strategi pencapaian target, paling sedikit meliputi:		c. Target achievement strategies, at least include:
1) Pengelolaan risiko atas penerapan Keuangan Berkelanjutan terkait aspek ekonomi, sosial, dan Lingkungan Hidup	220-222, 226-236, 265-303	1) Risk management on the application of Sustainable Finance related to economic, social, and environmental aspects
2) Pemanfaatan peluang dan prospek usaha	18-19, 75-80	2) Exploiting business opportunities and prospects
3) Penjelasan situasi eksternal ekonomi, sosial, dan Lingkungan Hidup yang mempengaruhi keberlanjutan LJK, Emiten, dan Perusahaan Publik	18-19, 75-80, 226-236, 265-303	3) Explanation of external economic, social, and environmental situations that affect the sustainability of FSI, Issuer, and Public Company
Tata Kelola Keberlanjutan		**Sustainability Governance**
Tata kelola keberlanjutan memuat:		Sustainability governance includes:
a. Uraian mengenai tugas bagi Direksi dan Dewan Komisaris, pegawai, pejabat dan/atau unit kerja yang menjadi penanggung jawab penerapan Keuangan Berkelanjutan	34-35, 159-160, 178-180, 196, 204, 210, 218, 225-236, 238	a. Description of duties of the Board of Directors and the Board of Commissioners, employees, officers, and/or work units responsible for implementing Sustainable Finance
b. Penjelasan mengenai pengembangan kompetensi yang dilaksanakan terhadap anggota Direksi, anggota Dewan Komisaris, pegawai, pejabat dan/atau unit kerja yang menjadi penanggung jawab penerapan Keuangan Berkelanjutan	166, 186, 197, 204, 210, 220, 238	b. Explanation regarding competency development held for members of the Board of Directors, members of the Board of Commissioners, employees, officials, and/or work units responsible for implementing Sustainable Finance
c. Penjelasan mengenai prosedur LJK, Emiten, dan Perusahaan Publik dalam mengidentifikasi, mengukur, memantau, dan mengendalikan risiko atas penerapan Keuangan Berkelanjutan terkait aspek ekonomi, sosial, dan Lingkungan Hidup, termasuk peran Direksi dan Dewan Komisaris dalam mengelola, melakukan telaah berkala, dan meninjau efektivitas proses manajemen risiko LJK, Emiten, dan Perusahaan Publik	152-154, 158-160, 172-174, 177-180, 191-192, 195-196, 200-201, 204, 220-236	c. Description of the procedures that FSI, Issuer, and Public Company apply in identifying, measuring, monitoring, and controlling risks out of the application of Sustainable Finance relating to economic, social, and environmental aspects, including the role of the Board of Directors and the Board of Commissioners in managing, conducting periodic reviews, and reviewing the effectiveness of risk management processes for the FSI, Issuer and Public Company
d. Penjelasan mengenai pemangku kepentingan yang meliputi:		d. Description of stakeholders which includes:
1) Keterlibatan pemangku kepentingan berdasarkan hasil penilaian (*assessment*) manajemen, RUPS, surat keputusan atau lainnya	250-255	1) Stakeholder's involvement based on management assessment results, GMS, decree, or others
2) Pendekatan yang digunakan LJK, Emiten, dan Perusahaan Publik dalam melibatkan pemangku kepentingan dalam penerapan Keuangan Berkelanjutan, antara lain dalam bentuk dialog, survei, dan seminar		2) Approach used by FSI, Issuer, and Public Company in involving stakeholders in the application of Sustainable Finance, such as in the form of discussion, survey, and seminar

Isi Laporan Keberlanjutan	Halaman dan Keterangan Page(s) and Note(s)	Content of the Sustainability Report
e. Permasalahan yang dihadapi, perkembangan, dan pengaruh terhadap penerapan Keuangan Berkelanjutan	16-18, 75-80 248	e. Problems encountered, developments, and influences of the application of Sustainable Finance
Kinerja Keberlanjutan		**Sustainability Performance**
Kinerja keberlanjutan paling sedikit memuat:		The sustainability performance contains at least:
a. Penjelasan mengenai kegiatan membangun budaya keberlanjutan di internal LJK, Emiten, dan Perusahaan Publik	248	a. Explanation regarding the activities of building a culture of sustainability in the internal FSI, Issuer, and Public Company
b. Uraian mengenai kinerja ekonomi dalam 3 (tiga) tahun terakhir meliputi:		b. Description of the economic performance in the last 3 (three) years including:
1) Perbandingan target dan kinerja produksi, portofolio, target pembiayaan, atau investasi, pendapatan dan laba rugi dalam hal Laporan Keberlanjutan disusun secara terpisah dengan Laporan Tahunan	16-18, 80-88, 124, 264	1) Comparison of production targets and performance, portfolio, financing targets, or investment, revenue, and profit/loss in case the Sustainability Report is prepared separately from the Annual Report
2) Perbandingan target dan kinerja portofolio, target pembiayaan, atau investasi pada instrument keuangan atau proyek yang sejalan dengan penerapan Keuangan Berkelanjutan	13-124	2) Comparison of portfolio targets and performance, financing targets, or investments in financial instruments or projects in line with the application of Sustainable Finance
c. Kinerja sosial dalam 3 (tiga) tahun terakhir:		c. Social performance in the last 3 (three) years:
1) Komitmen LJK, Emiten, dan Perusahaan Publik untuk memberikan layanan atas produk dan/atau jasa yang setara kepada konsumen	282-284	1) Commitments of FSI, Issuer, and Public Company to provide services for equivalent products and/or services to consumers
2) Ketenagakerjaan, paling sedikit memuat:		2) Labor, at least contains:
a) Pernyataan kesetaraan kesempatan bekerja dan ada atau tidaknya tenaga kerja paksa dan tenaga kerja anak	265	a) Statement of equality of employment opportunities and the presence or absence of forced and child labor
b) Persentase remunerasi pegawai tetap di tingkat terendah terhadap upah minimum regional	73, 265	b) Percentage of permanent employee remuneration at the lowest level against the regional minimum wage
c) Lingkungan bekerja yang layak dan aman	72	c) Proper and safe working environment
d) Pelatihan dan pengembangan kemampuan pegawai	70-72	d) Employees training and capacity development
3) Masyarakat, paling sedikit memuat:		3) Society, at least contains:
a) Informasi kegiatan atau wilayah operasional yang menghasilkan dampak positif dan dampak negatif terhadap masyarakat sekitar termasuk literasi dan inklusi keuangan	265-285	a) Information on activities or operational areas that produce positive and negative impacts on the surrounding community, including financial literacy and inclusion
b) Mekanisme pengaduan masyarakat serta jumlah pengaduan masyarakat yang diterima dan ditindaklanjuti	222-223, 272, 282, 284, 285, 303, 306-307	b) Community complaints mechanism as well as the number of public complaints received and acted upon
c) TJSL yang dapat dikaitkan dengan dukungan pada tujuan pembangunan berkelanjutan meliputi jenis dan capaian kegiatan program pemberdayaan masyarakat	259-261, 270-271, 274-281, 283-285 287	c) CSER relatable to the support of the sustainable development goals which includes the types and achievements of community empowerment program activities
d. Kinerja Lingkungan Hidup bagi LJK, Emiten, dan Perusahaan Publik, paling sedikit memuat:		d. Environmental Performance of FSI, Issuer, and Public Company, at least contains:
1) Biaya Lingkungan Hidup yang dikeluarkan	304	1) Environmental costs incurred
2) Uraian mengenai penggunaan material yang ramah lingkungan, misalnya penggunaan jenis material daur ulang	287-288	2) Description of the use of environmentally friendly materials, for example, the use of recycled material
3) Uraian mengenai penggunaan energi, paling sedikit memuat:		3) Description of the use of energy, at least contains:
a) Jumlah dan intensitas energi yang digunakan	288-289	a) Amount and intensity of energy used
b) Upaya dan pencapaian efisiensi energi yang dilakukan termasuk penggunaan sumber energi terbarukan		b) Efforts and achievements in energy efficiency conducted including the use of renewable energy sources
e. Kinerja Lingkungan Hidup bagi LJK, Emiten, dan Perusahaan Publik yang proses bisnisnya berkaitan langsung dengan Lingkungan Hidup paling sedikit memuat:		e. Environmental Performance for FSI, Issuer, and Public Company whose business processes are directly related to the Environment at least contains:
1) Kinerja sebagaimana dimaksud dalam huruf d	262-263, 285-303	1) Performance as referred to in letter d
2) Informasi kegiatan atau wilayah operasional yang menghasilkan dampak positif dan dampak negatif terhadap Lingkungan Hidup sekitar terutama upaya peningkatan daya dukung ekosistem	285-303	2) Information on activities or operational areas that produce positive and negative impacts on the surrounding environment, especially the efforts to increase the carrying capacity of ecosystems

Isi Laporan Keberlanjutan	Halaman dan Keterangan Page(s) and Note(s)	Content of the Sustainability Report
3) Keanekaragaman hayati, paling sedikit memuat:		3) Biodiversity, including at least:
a) Dampak dari wilayah operasional yang dekat atau berada di daerah konservasi atau memiliki keanekaragaman hayati	300-303	a) Impacts from operational areas that are close to or located in conservation or areas with biodiversity
b) Usaha konservasi keanekaragaman hayati yang dilakukan, mencakup perlindungan spesies flora atau fauna		b) Biodiversity conservation efforts conducted, including the protection of flora or fauna species
4) Emisi, paling sedikit memuat:		4) Emissions, at least contains:
a) Jumlah dan intensitas emisi yang dihasilkan berdasarkan jenisnya	289-291	a) Amount and intensity of emissions produced based on the type
b) Upaya dan pencapaian pengurangan emisi yang dilakukan		b) Efforts and accomplishment of the emission reduction conducted
5) Limbah dan efluen, paling sedikit memuat:		5) Waste and effluents, at least contains:
a) Jumlah limbah dan efluen yang dihasilkan berdasarkan jenis	294-300	a) Amount of waste and effluent produced based on the type
b) Mekanisme pengelolaan limbah dan efluen		b) Mechanisms for waste and effluent management
c) Tumpahan yang terjadi (jika ada)		c) Spills that occur (if any)
6) Jumlah dan materi pengaduan Lingkungan Hidup yang diterima dan diselesaikan	303 Pada tahun 2022, Perseroan dan entitas anak tidak menerima keluhan yang material terkait isu lingkungan hidup. In 2022, the Company and its subsidiaries did not receive material complaints related to environmental issues.	6) Amount and material of environmental complaints received and resolved
f. Tanggung jawab pengembangan Produk dan/atau Jasa Keuangan Berkelanjutan, paling sedikit memuat:		f. The responsibility for developing Sustainable Financial Products and/or Services, at least includes:
1) Inovasi dan pengembangan Produk dan/atau Jasa Keuangan Berkelanjutan	282-284	1) Innovation and development of Sustainable Financial Products and/or Services
2) Jumlah dan persentase produk dan jasa yang sudah dievaluasi keamanannya bagi pelanggan		2) Number and percentage of products and services that have been evaluated for the safety of the customers
3) Dampak positif dan dampak negatif yang ditimbulkan dari Produk dan/atau Jasa Keuangan Berkelanjutan dan proses distribusi, serta mitigasi yang dilakukan untuk menanggulangi dampak negatif		3) Positive and negative impacts arising from Sustainable Financial Products and/or Services and the distribution process, as well as mitigation undertaken to overcome the negative impacts
4) Jumlah produk yang ditarik kembali dan alasannya	284 Tidak ada None	4) Number of products withdrawn and their reasons
5) Survei kepuasan pelanggan terhadap Produk dan/atau Jasa Keuangan Berkelanjutan	307	5) Survey of customer satisfaction with Sustainable Financial Products and/or Services
Verifikasi Tertulis dari Pihak Independen (jika ada)	306 Tidak ada None	**Written Verification from Independent Party (if any)**

Indeks Konten GRI

GRI Content Index

Pernyataan Penggunaan Statement of Use	PT Dian Swastatika Sentosa Tbk telah melaporkan informasi yang dikutip dalam indeks konten GRI untuk periode 1 Januari 2022 – 31 Desember 2022 dengan merujuk kepada Standar GRI PT Dian Swastatika Sentosa Tbk has reported the information cited in this GRI content index for the period of January 1, 2022 – December 31, 2022, with reference to the GRI Standards
GRI 1 yang Digunakan GRI 1 Used	GRI 1: Landasan 2021 GRI 1: Foundation 2021

Standar GRI GRI Standard	Pengungkapan Disclosure		Lokasi Location
PENGUNGKAPAN UMUM / GENERAL DISCLOSURES			
GRI 2: Pengungkapan Umum 2021 General Disclosures 2021	2-1	Rincian Organisasi Organizational details	22, 24, 50-51, 81, 84-85
	2-2	Entitas yang dicantumkan dalam pelaporan keberlanjutan organisasi Entities included in the organization's sustainability reporting	53, 61, 98
	2-3	Periode, frekuensi, dan titik kontak pelaporan Reporting period, frequency and contact point	16, 34, 243, 306
	2-4	Penyajian kembali informasi Restatements of information	8, 98
	2-5	Penjaminan eksternal External assurance	34, 128, 306
	2-6	Kegiatan, rantai nilai dan hubungan bisnis lain Activities, value chain and other business relationships	80-82, 84-86, 88-90
	2-7	Tenaga kerja Employees	67-68
	2-9	Struktur dan komposisi tata kelola Governance structure and composition	34, 36, 42, 128, 155, 157, 172, 175-176
	2-10	Pencalonan dan pemilihan badan tata kelola tertinggi Nomination and selection of the highest governance body	155-156, 171, 175-176, 213-214
	2-11	Ketua badan tata kelola tertinggi Chair of the highest governance body	156, 176
	2-12	Peran badan tata kelola tertinggi dalam mengawasi manajemen dampak Role of the highest governance body in overseeing the management of impacts	10-14, 17-20, 160, 164-166, 181, 186
	2-13	Delegasi tanggung jawab untuk mengelola dampak Delegation of responsibility for managing impacts	34, 181
	2-14	Peran badan tata kelola tertinggi dalam pelaporan keberlanjutan Role of the highest governance body in sustainability reporting	258
	2-15	Konflik kepentingan Conflicts of interest	37, 43, 47, 49-51, 95, 167-169, 174, 188, 213
	2-17	Pengetahuan kolektif badan tata kelola tertinggi Collective knowledge of the highest governance body	166, 186-187
	2-18	Evaluasi kinerja badan tata kelola tertinggi Evaluation of the performance of the highest governance body	211
	2-19	Kebijakan remunerasi Remuneration policies	213
	2-20	Proses untuk menentukan remunerasi Process to determine remuneration	213
	2-22	Pernyataan tentang strategi pembangunan berkelanjutan Statement on sustainable development strategy	259, 269, 274, 283, 287
	2-23	Komitmen kebijakan Policy commitments	28, 265, 269
	2-24	Menanamkan komitmen kebijakan Embedding policy commitments	28, 129, 130
	2-25	Proses untuk memperbaiki Processes to remediate negative impacts	222, 250, 265, 272, 282, 284-285, 306
	2-26	Mekanisme untuk mencari nasihat dan mengemukakan masalah Mechanisms for seeking advice and raising concerns	34, 222, 243, 306
	2-27	Kepatuhan terhadap hukum dan peraturan Compliance with laws and regulations	242
	2-28	Asosiasi keanggotaan Membership associations	23

Standar GRI GRI Standard	Pengungkapan Disclosure		Lokasi Location
	2-29	Pendekatan untuk keterlibatan pemangku kepentingan Approach to stakeholder engagement	250-255
TOPIK MATERIAL / MATERIAL TOPICS			
GRI 3: Topik Material 2021 Material Topics 2021	3-1	Proses untuk menentukan topik material Process to determine material topics	258
	3-2	Daftar topik material List of material topics	258
	3-3	Manajemen topik material Management of material topics	248, 250-255, 264-266, 268-269, 272, 274, 282-283, 285-287
PENGUNGKAPAN TOPIK SPESIFIK / DISCLOSURES OF SPECIFIC TOPICS			
Aspek Ekonomi / Economic Aspects			
Kinerja Ekonomi / Economic Performance			
GRI 201: Kinerja Ekonomi 2016 Economic Performance 2016	201-1	Nilai ekonomi langsung yang dihasilkan dan didistribusikan Direct economic value generated and distributed	264, 266
Keberadaan Pasar / Market Presence			
GRI 202: Keberadaan Pasar 2016 Market Presence 2016	202-1	Rasio standar upah karyawan entry-level berdasarkan jenis kelamin terhadap upah minimum regional Ratios of standard entry level wage by gender compared to local minimum wage	73
Dampak Ekonomi Tidak Langsung / Indirect Economic Impacts			
GRI 203: Dampak Ekonomi Tidak Langsung 2016 Indirect Economic Impacts 2016	203-1	Investasi infrastruktur dan dukungan layanan Infrastructure investments and services supported	279-280
Praktik Pengadaan / Procurement Practices			
GRI 204: Praktik Pengadaan 2016 Procurement Practices 2016	204-1	Proporsi pengeluaran untuk pemasok lokal Proportion of expenditure on local suppliers	82, 84, 86
Anti Korupsi / Anti-Corruption			
GRI 205: Anti korupsi 2016 Anti-corruption 2016	205-2	Komunikasi dan pelatihan tentang kebijakan dan prosedur anti korupsi Communication and training about anti-corruption policies and procedures	223
	205-3	Insiden korupsi yang dikonfirmasi dan tindakan yang diambil Confirmed incidents of corruption and actions taken	28, 130, 223
Aspek Sosial / Social Aspects			
Standar Sosial / Social Standards			
GRI 401: Ketenagakerjaan 2016 Employment 2016	401-1	Perekrutan karyawan baru dan pergantian karyawan New employee hires and employee turnover	68
	401-3	Cuti melahirkan Parental leave	69
Kesehatan dan Keselamatan Kerja / Occupational Health and Safety			
GRI 403: Kesehatan dan Keselamatan Kerja 2018 Occupational Health and Safety 2018	403-1	Sistem manajemen keselamatan dan kesehatan kerja Occupational health and safety management system	268
	403-2	Identifikasi bahaya, penilaian risiko, dan investigasi insiden Hazard identification, risk assessment, and incident investigation	268-269
	403-3	Layanan kesehatan kerja Occupational health services	265
	403-4	Partisipasi pekerja, konsultasi, dan komunikasi tentang K3 Worker participation, consultation, and communication on HSE	268
	403-5	Pelatihan pekerja mengenai keselamatan dan kesehatan kerja Worker training on occupational health and safety	268-269
	403-6	Promosi kesehatan pekerja Promotion of worker health	271
	403-7	Pencegahan dan mitigasi dampak kesehatan dan keselamatan kerja yang terkait langsung dengan hubungan bisnis Prevention and mitigation of occupational health and safety impacts directly linked by business relationships	268-269
Pelatihan dan Pendidikan / Training and Education			
GRI 404: Pelatihan dan Pendidikan 2016 Training and Education 2016	404-1	Rata-rata jam pelatihan per tahun per karyawan Average hours of training per year per employee	71
	404-2	Program untuk meningkatkan keterampilan karyawan dan program bantuan peralihan Programs for upgrading employee skills and transition assistance programs	70, 265
Keanekaragaman dan Kesempatan Setara / Diversity and Equal Opportunity			
GRI 405: Keanekaragaman dan Kesempatan Setara 2016 Diversity and Equal Opportunity 2016	405-1	Keanekaragaman badan tata kelola dan karyawan Diversity of governance bodies and employees	64-67, 265

Standar GRI GRI Standard		Pengungkapan Disclosure	Lokasi Location
Masyarakat Lokal / Local Communities			
GRI 413: Masyarakat Lokal 2016 Local Communities 2016	413-1	Operasi dengan keterlibatan masyarakat lokal, penilaian dampak, dan program pengembangan Operations with local community engagement, impact assessments, and development programs	274
Aspek Lingkungan / Environmental Aspects			
Energi / Energy			
GRI 302: Energi 2016 Energy 2016	302-1	Konsumsi energi dalam organisasi Energy consumption within the organization	288
	302-3	Intensitas energi Energy intensity	288
	302-4	Pengurangan konsumsi energi Reduction of energy consumption	288
	302-5	Pengurangan pada energi yang dibutuhkan untuk produk dan jasa Reduction in the energy required for products and services	288
Air dan Efluen / Water and Effluents			
GRI 303: Air dan Efluen 2018 Water and Effluents 2018	303-2	Manajemen dampak yang berkaitan dengan pembuangan air Management of water discharge-related impacts	297
	303-3	Pengambilan air Water intake	298
	303-4	Pembuangan air Water disposal	298
Keanekaragaman Hayati / Biodiversity			
GRI 304: Keanekaragaman Hayati 2016 Biodiversity 2016	304-4	Daftar Merah Spesies IUCN dan daftar konservasi spesies nasional dengan habitat di area yang terkena dampak operasi IUCN Red List species and national conservation list species with habitats in areas affected by operations	302
Emisi / Emissions			
GRI 305: Emisi 2016 Emissions 2016	305-1	Emisi GRK (Cakupan 1) langsung Direct (Scope 1) GHG emissions	289
	305-2	Emisi GRK (Cakupan 2) tidak langsung Indirect (Scope 2) GHG emissions	289
	305-3	Emisi GRK (Cakupan 3) tidak langsung lainnya Other indirect (Scope 3) GHG emissions	289
	305-4	Intensitas emisi GRK GHG emissions intensity	289
	305-5	Pengurangan emisi GRK GHG emission reduction	289
	305-7	Nitrogen oksida (NOx), sulfur oksida (SOx), dan emisi udara signifikan lainnya Nitrogen oxides (NOx), sulfur oxides (SOx), and other significant air emissions	292-294
Limbah / Waste			
GRI 306: Limbah 2020 Waste 2020	306-1	Timbulan limbah dan dampak-dampak yang signifikan terkait limbah Waste generation and significant waste-related impacts	294
	306-2	Nitrogen oksida (NOx), sulfur oksida (SOx), dan emisi udara signifikan lainnya Nitrogen oxides (NOx), sulfur oxides (SOx), and other significant air emissions	294
	306-3	Timbulan limbah Waste generated	294-295
	306-4	Limbah yang dialihkan dari pembuangan akhir Waste diverted from disposal	294
	306-5	Limbah yang dikirimkan ke pembuangan akhir Waste directed to disposal	294
Keanekaragaman Hayati / Biodiversity			
GRI 304: Keanekaragaman Hayati 2016 Biodiversity 2016	304-1	Lokasi operasi yang dimiliki, disewa, dikelola, atau berdekatan dengan, Kawasan lindung dan kawasan dengan nilai keanekaragaman hayati tinggi di luar kawasan lindung Operating locations owned, leased, managed by, or adjacent to, Protected areas and areas of high biodiversity value outside protected areas	300, 302
	304-2	Dampak signifikan dari kegiatan, produk, dan jasa pada keanekaragaman hayati Significant impact of activities, products, and services on biodiversity	300, 302
	304-3	Habitat yang dilindungi atau direstorasi Habitats protected or restored	301, 302

SURAT PERNYATAAN ANGGOTA DEWAN KOMISARIS
TENTANG TANGGUNG JAWAB ATAS LAPORAN TAHUNAN 2022
PT DIAN SWASTATIKA SENTOSA TBK

STATEMENT OF RESPONSIBILITY FOR THE ANNUAL REPORT 2022
BY THE MEMBERS OF THE BOARD OF COMMISSIONERS OF
PT DIAN SWASTATIKA SENTOSA TBK

Kami yang bertanda tangan di bawah ini menyatakan bahwa semua informasi material dalam Laporan Tahunan PT Dian Swastatika Sentosa Tbk tahun buku 2022 telah dimuat secara lengkap dan kami bertanggung jawab penuh atas kebenaran isi Laporan Tahunan Perseroan.

Demikian pernyataan ini dibuat dengan sebenarnya.

Jakarta, 30 Maret 2023

We, the undersigned below hereby state that all material information has been fully disclosed in the Annual Report 2022 of PT Dian Swastatika Sentosa Tbk and we assume full responsibility for the accuracy of the contents of the Annual Report of the Company.

This statement is made truthfully.

Jakarta, March 30, 2023

Dewan Komisaris
The Board of Commissioners



Franky Oesman Widjaja
Presiden Komisaris
President Commissioner

Dr.-Ing. Evita Herawati Legowo
Komisaris Independen
Independent Commissioner

Robert Arthur Simanjuntak, Ph.D.
Komisaris Independen
Independent Commissioner

Ir. F.X. Sutijastoto, M.A.
Komisaris Independen
Independent Commissioner

Dr. Hendrikus Passagi, S.Sos., S.H., M.H., M.Sc.
Komisaris Independen
Independent Commissioner

SURAT PERNYATAAN ANGGOTA DIREKSI
TENTANG TANGGUNG JAWAB ATAS LAPORAN TAHUNAN 2022
PT DIAN SWASTATIKA SENTOSA TBK

STATEMENT OF RESPONSIBILITY FOR THE ANNUAL REPORT 2022
BY THE MEMBERS OF THE BOARD OF DIRECTORS OF
PT DIAN SWASTATIKA SENTOSA TBK

Kami yang bertanda tangan di bawah ini menyatakan bahwa semua informasi material dalam Laporan Tahunan PT Dian Swastatika Sentosa Tbk tahun buku 2022 telah dimuat secara lengkap dan kami bertanggung jawab penuh atas kebenaran isi Laporan Tahunan Perseroan.

Demikian pernyataan ini dibuat dengan sebenarnya.

Jakarta, 30 Maret 2023

We, the undersigned below hereby state that all material information has been fully disclosed in the Annual Report 2022 of PT Dian Swastatika Sentosa Tbk and we assume full responsibility for the accuracy of the contents of the Annual Report of the Company.

This statement is made truthfully.

Jakarta, March 30, 2023

Direksi
The Board of Directors



L. Krisnan Cahya
Presiden Direktur
President Director

Lokita Prasetya
Wakil Presiden Direktur
Vice President Director

Hermawan Tarjono
Direktur
Director

Handhianto Suryo Kentjono
Direktur
Director

Daniel Cahya
Direktur
Director

Alex Sutanto
Direktur
Director

PT Dian Swastatika Sentosa Tbk
dan Entitas Anak*/and Its Subsidiaries*

Laporan Keuangan Konsolidasian/
Consolidated Financial Statements
Untuk Tahun-tahun yang Berakhir
31 Desember 2022 dan 2021/
For the Years Ended
December 31, 2022 and 2021

PT DIAN SWASTATIKA SENTOSA Tbk DAN ENTITAS ANAK/*AND ITS SUBSIDIARIES*
DAFTAR ISI/*TABLE OF CONTENTS*

	Halaman/ *Page*
Laporan Auditor Independen/*Independent Auditors' Report*	
Surat Pernyataan Direksi tentang Tanggung Jawab atas Laporan Keuangan Konsolidasian PT Dian Swastatika Sentosa Tbk dan Entitas Anak untuk Tahun-tahun yang Berakhir 31 Desember 2022 dan 2021/ *The Directors' Statement on the Responsibility for the Consolidated Financial Statements of PT Dian Swastatika Sentosa Tbk and Its Subsidiaries for the Years December 31, 2022 and 2021*	
LAPORAN KEUANGAN KONSOLIDASIAN - Untuk Tahun-tahun yang Berakhir 31 Desember 2022 dan 2021/ ***CONSOLIDATED FINANCIAL STATEMENTS*** *– For the Years Ended December 31, 2022 and 2021*	
Laporan Posisi Keuangan Konsolidasian/ *Consolidated Statements of Financial Position*	1
Laporan Laba Rugi dan Penghasilan Komprehensif Lain Konsolidasian/ *Consolidated Statements of Profit or Loss and Other Comprehensive Income*	3
Laporan Perubahan Ekuitas Konsolidasian/ *Consolidated Statements of Changes in Equity*	4
Laporan Arus Kas Konsolidasian/ *Consolidated Statements of Cash Flows*	5
Catatan atas Laporan Keuangan Konsolidasian/ *Notes to Consolidated Financial Statements*	6

MIRAWATI SENSI IDRIS

[illegible]

MOORE

Laporan Auditor Independen

No. 00121/2.1090/AU.1/02/0155-2/1/III/2023

Pemegang Saham, Dewan Komisaris dan Direksi

PT Dian Swastatika Sentosa Tbk

Opini

Kami telah mengaudit laporan keuangan konsolidasian PT Dian Swastatika Sentosa Tbk dan entitas anaknya (Grup), yang terdiri dari laporan posisi keuangan konsolidasian tanggal 31 Desember 2022 serta laporan laba rugi dan penghasilan komprehensif lain konsolidasian, laporan perubahan ekuitas konsolidasian, dan laporan arus kas konsolidasian untuk tahun yang berakhir pada tanggal tersebut, serta catatan atas laporan keuangan konsolidasian, termasuk ikhtisar kebijakan akuntansi signifikan.

Menurut opini kami, laporan keuangan konsolidasian terlampir menyajikan secara wajar, dalam semua hal yang material, posisi keuangan konsolidasian Grup tanggal 31 Desember 2022, serta kinerja keuangan konsolidasian dan arus kas konsolidasiannya untuk tahun yang berakhir pada tanggal tersebut, sesuai dengan Standar Akuntansi Keuangan di Indonesia.

Basis Opini

Kami melaksanakan audit kami berdasarkan Standar Audit yang ditetapkan oleh Institut Akuntan Publik Indonesia. Tanggung jawab kami menurut standar tersebut diuraikan lebih lanjut dalam paragraf Tanggung Jawab Auditor terhadap Audit atas Laporan Keuangan Konsolidasian pada laporan kami. Kami independen terhadap Grup berdasarkan ketentuan etika yang relevan dalam audit kami atas laporan keuangan konsolidasian di Indonesia, dan kami telah memenuhi tanggung jawab etika lainnya berdasarkan ketentuan tersebut. Kami yakin bahwa bukti audit yang telah kami peroleh adalah cukup dan tepat untuk menyediakan suatu basis bagi opini audit kami.

Independent Auditors' Report

No. 00121/2.1090/AU.1/02/0155-2/1/III/2023

The Stockholders, Board of Commissioners and Directors
PT Dian Swastatika Sentosa Tbk

Opinion

We have audited the consolidated financial statements of PT Dian Swastatika Sentosa Tbk (the Company) and its subsidiaries (the Group), which comprise the consolidated statement of financial position as at December 31, 2022, and the consolidated statement of profit or loss and other comprehensive income, consolidated statement of changes in equity and consolidated statement of cash flows for the year then ended, and notes to the consolidated financial statements, including a summary of significant accounting policies.

In our opinion, the accompanying consolidated financial statements present fairly, in all material respects, the consolidated financial position of the Group as at December 31, 2022 and its consolidated financial performance and its consolidated cash flows for the year then ended in accordance with Indonesian Financial Accounting Standards.

Basis for Opinion

We conducted our audit in accordance with Standards on Auditing established by the Indonesian Institute of Certified Public Accountants. Our responsibilities under those standards are further described in the Auditor's Responsibilities for the Audit of the Consolidated Financial Statements section of our report. We are independent of the Group in accordance with the ethical requirements that are relevant to our audit of the consolidated financial statements in Indonesia, and we have fulfilled our other ethical responsibilities in accordance with these requirements. We believe that the audit evidence we have obtained is sufficient and appropriate to provide a basis for our opinion.

Hal Audit Utama

Hal audit utama adalah hal-hal yang, menurut pertimbangan profesional kami, merupakan hal yang paling signifikan dalam audit kami atas laporan keuangan konsolidasian periode kini. Hal-hal tersebut disampaikan dalam konteks audit kami atas laporan keuangan konsolidasian secara keseluruhan, dan dalam merumuskan opini kami atas laporan keuangan konsolidasian terkait, kami tidak menyatakan suatu opini terpisah atas hal audit utama tersebut.

Hal audit utama yang teridentifikasi dalam audit kami adalah sebagai berikut:

Penilaian atas Investasi jangka panjang

Lihat ke Catatan 2i - Kebijakan Akuntansi atas Instrumen Keuangan, Catatan 3 - Penggunaan Estimasi, Pertimbangan dan Asumsi Manajemen atas Aset Keuangan yang Tidak Memiliki Kuotasi harga di Pasar Aktif dan Catatan 11 - Investasi Jangka Panjang.

Grup memiliki investasi jangka panjang sebesar US$ 819.632.072, yang merupakan 13% dari total aset Grup pada tanggal 31 Desember 2022. Portofolio investasi jangka panjang tersebut merupakan berbagai jenis instrumen keuangan, yang terdiri dari efek ekuitas dengan harga kuotasian dan tanpa harga kuotasian, dan efek utang, serta investasi dalam saham pada perusahaan asosiasi dan ventura bersama.

Investasi pada efek ekuitas tanpa kuotasian adalah sebesar US$ 264.384.397 pada tanggal 31 Desember 2022. Grup telah menetapkan investasi pada efek ekuitas tanpa kuotasian ini sebagai aset keuangan yang diukur pada nilai wajar melalui penghasilan komprehensif lain ("FVOCI") dan telah menugaskan penilai independen untuk menghitung nilai wajar efek ekuitas tanpa kuotasian tertentu yang mewakili 76% dari total investasi dalam efek ekuitas tanpa kuotasian.

Kami fokus pada hal ini karena penilaian nilai wajar efek ekuitas tanpa kuotasian melibatkan pertimbangan yang signifikan dan bergantung pada penentuan metode dasar penilaian dan variabel subyektif lainnya yang digunakan untuk memperoleh nilai wajar.

Bagaimana audit kami merespons hal audit utama

- Kami mengevaluasi kompetensi, kemampuan, dan objektivitas penilai independen dalam menentukan nilai wajar efek ekuitas tanpa harga kuotasian tersebut di atas.
- Kami memperoleh dan mereviu laporan penilaian dan mengadakan diskusi dengan manajemen dan penilai untuk memperoleh pemahaman tentang metode dan asumsi utama yang digunakan. Kami juga telah menguji keakuratan dan keandalan data serta mempertanyakan asumsi utama yang digunakan oleh penilai independen manajemen.

Key Audit Matters

Key audit matters are those matters that, in our professional judgment, were of most significance in our audit of the consolidated financial statements of the current period. These matters were addressed in the context of our audit of the consolidated financial statements as a whole, and in forming our opinion thereon, and we do not provide a separate opinion on these matters.

The key audit matters identified in our audit are as follows:

Valuation of long-term investments

Refer to Note 2i - Accounting Policies on Financial Instruments, Note 3 - Management Use of Estimates, Judgments and Assumptions on Financial Assets Not Quoted in Active Market, Note 11 - Long-term Investments.

The Group has long-term investments amounting to US$ 819,832,072, which represents 13% of the Group's total assets as of December 31, 2022. The long-term investments portfolio comprises various types of financial instruments, consisting of quoted and unquoted equity securities and debt securities and investments in shares in associates and joint ventures.

Investments in unquoted equity securities amounted to US$ 264,384,397 as of December 31, 2022. The Group has designated these investments in unquoted equity securities as financial asset at fair value through other comprehensive income ("FVOCI") and has engaged independent appraiser to calculate the fair value of certain unquoted equity securities representing 76% of the total investments in unquoted equity securities.

We focused on this area because determining the fair value of unquoted equity securities involves significant judgment and depends on determining the method, basis of valuation and other subjective variables used to derive fair value.

How our audit addressed the key audit matter

- We evaluated the competence, capabilities and objectivity of independent appraiser in determining the fair values of the above-mentioned unquoted equity investments.
- We obtained and reviewed the valuation reports and held discussion with management and its appraiser to obtain understanding of the methods and key assumptions used. We have also tested the accuracy and relevance of the data and challenged the key assumptions used by the management's independent appraiser.

- Kami mengevaluasi kecukupan dan kelepatan pengungkapan yang dibuat dalam laporan keuangan konsolidasian sehubungan dengan penilaian efek ekuitas tanpa harga kuotasan tersebut

- We evaluated the adequacy and appropriateness of disclosures made in the consolidated financial statements with regards to valuation of these unquoted equity investments.

Pengujian penurunan nilai aset pertambangan, aset tetap dan *goodwill*

Lihat ke Catatan 2u - Kebijakan Akuntansi atas Pengujian Penurunan Nilai Aset Non-Keuangan dan *Goodwill*, Catatan 3 - Penggunaan Estimasi, Pertimbangan dan Asumsi Manajemen atas Penurunan Nilai *Goodwill* dan Aset Takberwujud Lainnya, Catatan 13 - Asel Tetap dan Catatan 14 Aset Pertambangan.

Grup telah melakukan pengujian penurunan nilai untuk asel pertambangan dan aset tetap yang dimiliki oleh entitas anak yang mengalami kerugian berdasarkan analisis indikator penurunan nilai yang diidentifikasi oleh manajemen atas masing-masing entitas anak atau unit penghasil kas ("UPK"). Selain itu, Grup memiliki *goodwill* dari akuisisi bisnis yang harus diuji untuk penurunan nilai paling sedikit setiap tahun. Grup melakukan pengujian penurunan nilai untuk asel-asel tersebut menggunakan nilai pakai UPK.

Pengujian penurunan nilai merupakan hal audit utama karena proses penilaian memerlukan pertimbangan signifikan manajemen dan perhitungan nilai pakai menggunakan asumsi-asumsi berdasarkan tingkat ketidakpastian estimasi yang tinggi, khususnya harga jual, biaya produksi dan cadangan batubara.

Bagaimana audit kami merespons hal audit utama

Audit prosedur yang kami lakukan termasuk mereviu kertas kerja audit komponen auditor sebagai berikut:

- Memeriksa bahwa proyeksi arus kas berdasarkan pada proyeksi manajemen yang telah disetujui dan mengevaluasi proses penyusunan proyeksi manajemen tersebut. Melibatkan pakar komponen auditor dalam reviu kesesuaian metodologi yang digunakan dan kewajaran asumsi-asumsi utama yang digunakan. Asumsi-asumsi utama termasuk harga jual dan biaya produksi.

- Mencocokan estimasi cadangan batubara ke laporan pakar manajemen yang memiliki kualifikasi

- Menilai kecukupan pengungkapan yang dibuat atas penilaian penurunan nilai tersebut, termasuk asumsi-asumsi yang paling sensitif terhadap hasil pengujian, khususnya, asumsi-asumsi yang memiliki efek paling signifikan pada penentuan jumlah yang dapat dipulihkan untuk aset pertambangan aset tetap dan *goodwill*

Impairment testing of mine properties, property, plant and equipment and goodwill

Refer to Note 2u - Accounting Policies on Impairment of Non-Financial Assets and Goodwill, Note 3 - Management Use of Estimates, Judgments and Assumptions on Impairment of Goodwill and Other Intangibles, Note 13 - Property, Plant and Equipment and Note 14 - Mine Properties.

The Group has performed impairment testing for mining properties and property, plant and equipment held by the loss-making subsidiaries based on the analysis of indicators for impairment identified by management for each of the subsidiaries or cash-generating units (CGUs). In addition the Group has goodwill from business acquisitions which is required to be tested for impairment at least annually. The Group performed the impairment testing for these assets using the CGU's value-in-use (VIU).

The impairment testing is a key audit matter because the assessment process requires significant management judgment and the VIU calculation is based on assumptions that are subject to higher level of estimation uncertainty, specifically, selling prices, productions costs and coal reserve.

How our audit addressed the key audit matter

Our audit procedures included review of the component auditors' working paper with respect to the following:

- Checking that the cash flow projection was based on approved management forecast and evaluated management's forecasting process. Involvement of the component auditors' expert in the review of the appropriateness of the methodology used and reasonableness of the key assumptions used. The key assumptions include the selling price, and production costs

- Reconciliation of the coal reserves estimates to the report of management's expert.

- Assessment of the adequacy of the disclosures made on these impairment assessments, including those assumptions to which the outcome of the impairment test is most sensitive, specifically, those that have the most significant effect on the determination of the recoverable amount of mine properties, plant, property and equipment and goodwill.

Akuisisi entitas anak

Lihat ke Catatan 2c - Kebijakan Akuntansi atas Kombinasi Bisnis dan Catatan 1c - Akuisisi Entitas Anak

Pada tanggal 3 Mei 2022 Stanmore, entitas anak Grup, menyelesaikan akuisisi 80% saham ekuitas Stanmore SMC Pty Ltd (sebelumnya dikenal sebagai BHP Mitsui Coal Pty Ltd) ("SMC") dan entitas yang dikendalikannya melalui akuisisi Dampier Coal (Queensland) Pty Ltd ("Dampier") dengan nilai pengalihan sebesar US$ 1.526.336.323.

Transaksi tersebut merupakan kombinasi bisnis berdasarkan PSAK No. 22 "Kombinasi Bisnis", dan Stanmore ditetapkan sebagai pihak pengakuisisi untuk tujuan akuntansi. Berdasarkan akuntansi kombinasi bisnis, Stanmore diharuskan untuk mengukur imbalan yang dialihkan dan nilai wajar aset, liabilitas, dan liabilitas kontinjensi teridentifikasi yang diperoleh pada tanggal akuisisi dan menilai apakah terdapat goodwill. Manajemen Stanmore telah menugaskan pakar penilai eksternal untuk membantu mereka dengan alokasi harga pembelian untuk mengidentifikasi aset dan liabilitas yang diperoleh, dan pengukuran nilai wajarnya pada tanggal akuisisi.

Pada tanggal 7 Oktober 2022, Grup, melalui Dampier, mengakuisisi sisa 20% kepemilikan di SMC dengan nilai pengalihan US$ 270.000.000. Sebagai hasilnya, SMC menjadi entitas anak yang dimiliki sepenuhnya oleh Stanmore.

Pengukuran nilai wajar aset, liabilitas, dan liabilitas kontinjensi teridentifikasi memerlukan pertimbangan yang signifikan dan estimasi yang kompleks, termasuk:

- Identifikasi dan pengukuran seluruh aset, liabilitas dan liabilitas kontinjensi.
- Penilaian wajar atas aset tidak lancar, termasuk aset tetap, hak atas mineral (termasuk cadangan dan sumber daya batubara) dan aset eksplorasi dan evaluasi yang tergantung pada antara lain, keberadaan dan luasnya cadangan dan sumber daya batubara yang mendasarinya dan asumsi-asumsi utama seperti tingkat diskonto, harga komoditas, serta biaya operasional dan modal.
- Penilaian liabilitas atas restorasi dan rehabilitasi dimana hal ini tergantung pada seberapa luasnya gangguan lingkungan pada tanggal akuisisi waktu kegiatan rehabilitasi dan pemberhentian yang diusulkan, serta peraturan yang berlaku dan kepatuhan yang persyaratkan.
- Pengukuran aset dan liabilitas pajak tangguhan yang diakui pada akuisisi awal SMC.
- Perlakuan kepentingan nonpengendali, yang diperoleh kemudian pada Oktober 2022

Acquisition of subsidiaries

Refer to Note 2c - Accounting Policy on Business Combination and Note 1c - Acquisition of Subsidiaries.

On May 3, 2022, Stanmore, a subsidiary of the Group, completed the acquisition of 80% equity interest of Stanmore SMC Pty Ltd (formerly known as BHP Mitsui Coal Pty Ltd) ("SMC") and its controlled entity through the acquisition of Dampier Coal (Queensland) Pty Ltd ("Dampier") for consideration of US$ 1,526,336,323.

The transaction constitutes a business combination under PSAK No. 22 "Business Combinations", and Stanmore was determined to be acquirer for accounting purposes. In undertaking the business combination accounting, Stanmore is required to measure the consideration transferred and the fair value of identifiable assets, liabilities and contingent liabilities acquired at the acquisition date and assess the existence of any goodwill. The Management of Stanmore has engaged external valuation specialists to assist them with the allocation of purchase consideration to identify acquired assets and liabilities, and measurement of their fair value at acquisition date.

On October 7, 2022, the Group, through Dampier, acquired the remaining 20% interest in SMC for a consideration of US$ 270,000,000. As a result, SMC became wholly owned subsidiary of Stanmore.

The fair value measurement of identifiable assets, liabilities and contingent liabilities requires significant judgement and complex estimation, including

The identification and measurement of all assets, liabilities, and contingent liabilities

- The fair valuation of non-current assets including property, plant and equipment, mineral rights (including coal reserves and resources) and exploration and evaluation assets which are dependent upon, amongst other factors, the existence and extent of underlying coal resources and resources and key forecast assumptions such as discount rates, commodity prices and operating and capital costs.
- The valuation of restoration and rehabilitation liabilities, which in turn are dependent upon the extent of environmental disturbances at the acquisition date, the timing of proposed rehabilitation and decommissioning activities and applicable regulatory and compliance requirements
- The measurement of deferred tax assets and liabilities recognized on initial acquisition of SMC.
- Treatment of non-controlling interest, which was subsequently acquired in October 2022

Karena melibatkan pertimbangan dan estimasi manajemen yang signifikan dalam identifikasi aset dan liabilitas serta nilai wajarnya, kami mengidentifikasi akuntansi untuk kombinasi bisnis sebagai hal audit utama.

Bagaimana audit kami merespons hal audit utama

Prosedur audit kami mencakup reviu atas kertas kerja auditor komponen sebagai berikut:

- Penilaian atas penentuan tanggal akuisisi atas kombinasi bisnis oleh Grup dan kesimpulan bahwa Grup adalah pihak pengakuisisi dalam transaksi tersebut.
- Evaluasi penentuan Grup atas harga pembelian termasuk imbalan kontinjensi terutang
- Evaluasi kompetensi dan objektivitas tenaga ahli Grup yang digunakan untuk menentukan jumlah cadangan dan sumber daya batubara SMC dan nilai wajar yang dialokasikan untuk aset tetap yang diakuisisi, properti pertambangan, aset eksplorasi dan evaluasi, dan liabilitas restorasi
- Sehubungan dengan pakar penilai auditor komponen:
  - Pertimbangan apakah metodologi penilaian, yang digunakan oleh pakar eksternal Grup untuk mengukur nilai wajar, telah sesuai dengan persyaratan Standar Akuntansi Keuangan dan peraturan perpajakan yang relevan
  - Evaluasi atas kewajaran asumsi utama termasuk tingkat diskonto dan prakiraan harga komoditas dengan mengacu pada berbagai prakiraan pihak ketiga, informasi sejawat, dan data pasar.
  - Melakukan pemeriksaan silang penilaian atas aset tetap properti pertambangan dan aset eksplorasi dan evaluasi yang diakuisisi dengan mengacu pada cadangan dan sumber daya serta pertumbuhan perdagangan
  - Penilaian jumlah liabilitas pemaoperasi dan restorasi yang diakui dengan mengacu pada estimasi biaya restorasi internal dan pihak ketiga. Pertimbangan komposisi estimasi biaya dan metodologi yang digunakan serta kesesuaian tingkat kontinjensi dan input pasar lainnya yang diterapkan, seperti inflasi dan tingkat diskonto
- Pengujian saldo modal kerja, termasuk kas, persediaan, piutang usaha dan utang pada tanggal akuisisi.
- Pengujian biaya transaksi terkait dengan kombinasi bisnis yang dicatat dalam laba rugi tahun berjalan

Due to the significant management judgement and estimates involved in the identification of assets and liabilities and their respective fair values, we identified accounting for business combination to be a key audit matter.

How our audit addressed the key audit matter

Our audit procedures included review of the component auditor's working paper with respect of the following:

- Assessment of the Group's determination of the acquisition date of the business combination and the conclusion that the Group was the acquirer in the transaction.
- Evaluation of the Group's determination of the purchase consideration including contingent consideration payable
- Evaluation of competence and objectivity of the Group's experts used to determine SMC's coal reserves and resources quantities and the fair value allocated to the acquired property, plant and equipment, mining rights, exploration and evaluation assets, and restoration liabilities.
- In conjunction with the component auditor's valuation specialists:
  - Consideration whether the valuation methodology, used by the Group's external experts to measure fair value, was in accordance with the requirements of Financial Accounting Standards and relevant tax legislation
  - Evaluation of the reasonableness of the key input assumptions including discount rates and forecast commodity prices with reference to a variety of third-party forecasts, peer information and market data.
  - Performance of valuation cross checks on the acquired property, plant and equipment, mining rights and exploration and evaluation assets with reference to reserve and resources transaction and trading multiples
  - Assessment of decommissioning and restoration liability amounts recognized with reference to internal and third-party restoration cost estimates. Consideration the composition of the cost estimates and methodologies used as well as the appropriateness of contingency rates and the other market inputs applied, such as inflation and discount rates.
- Testing the working capital balances, including cash, inventory, trade receivable and payables at the acquisition date.
- Testing transaction costs associated with business combination were recorded in profit and loss for the year.

- Pengujian kepentingan nonpengendali yang diakui secara langsung dalam ekuitas untuk 20% kepemilikan minoritas di SMC yang tidak dimiliki oleh Grup

- Testing the non-controlling interest recognized directly within equity for the 20% minority interest in SMC not held by the Group

Informasi Lain

Manajemen bertanggung jawab atas informasi lain. Informasi lain terdiri dari informasi yang tercantum dalam Laporan Tahunan tetapi tidak mencakup laporan keuangan konsolidasian dan laporan auditor kami. Laporan Tahunan diharapkan akan tersedia bagi kami setelah tanggal laporan auditor ini

Opini kami atas laporan keuangan konsolidasian tidak mencakup informasi lain, dan oleh karena itu, kami tidak menyatakan bentuk keyakinan apapun atas informasi lain tersebut.

Sehubungan dengan audit kami atas laporan keuangan konsolidasian, tanggung jawab kami adalah untuk membaca informasi lain jika tersedia dan, dalam melaksanakannya, mempertimbangkan apakah informasi lain mengandung ketidakkonsistensian material dengan laporan keuangan konsolidasian atau pemahaman yang kami peroleh selama audit, atau mengandung kesalahan penyajian material

Ketika kami membaca Laporan Tahunan, jika kami menyimpulkan bahwa terdapat suatu kesalahan penyajian material di dalamnya, kami diharuskan untuk mengomunikasikan hal tersebut kepada pihak yang bertanggung jawab atas tata kelola dan mengambil tindakan tepat berdasarkan Standar Audit yang ditetapkan oleh Institut Akuntan Publik Indonesia

Other Information

Management is responsible for the other information. The other information consists of information contained in the Annual Report but does not include the consolidated financial statements and our auditor's report. The Annual Report is expected to be made available to us after the date of this auditor's report.

Our opinion on the consolidated financial statements does not cover the other information and we do not and will not express any form of assurance conclusion thereon.

In connection with our audit of the consolidated financial statements, our responsibility is to read the other information when it becomes available and, in doing so, consider whether the other information is materially inconsistent with the consolidated financial statements or our knowledge obtained in the audit, or otherwise appears to be materially misstated.

When we read the Annual Report, if we conclude that there is a material misstatement therein, we are required to communicate the matter to those charged with governance and take appropriate actions in accordance with Standards on Auditing established by the Indonesian Institute of Certified Public Accountants

Tanggung Jawab Manajemen dan Pihak yang Bertanggung Jawab atas Tata Kelola terhadap Laporan Keuangan Konsolidasian

Manajemen bertanggung jawab atas penyusunan dan penyajian wajar laporan keuangan konsolidasian tersebut sesuai dengan Standar Akuntansi Keuangan di Indonesia, dan atas pengendalian internal yang dianggap perlu oleh manajemen untuk memungkinkan penyusunan laporan keuangan konsolidasian yang bebas dari kesalahan penyajian material, baik yang disebabkan oleh kecurangan maupun kesalahan.

Dalam penyusunan laporan keuangan konsolidasian, manajemen bertanggung jawab untuk menilai kemampuan Grup dalam mempertahankan kelangsungan usahanya, mengungkapkan, sesuai dengan kondisinya, hal-hal yang berkaitan dengan kelangsungan usaha, dan menggunakan basis akuntansi kelangsungan usaha, kecuali manajemen memiliki intensi untuk melikuidasi Grup atau menghentikan operasi, atau tidak memiliki alternatif yang realistis selain melaksanakannya

Pihak yang bertanggung jawab atas tata kelola bertanggung jawab untuk mengawasi proses pelaporan keuangan Grup

Responsibilities of Management and Those Charged with Governance for the Consolidated Financial Statements

Management is responsible for the preparation and fair presentation of the consolidated financial statements in accordance with Indonesian Financial Accounting Standards, and for such internal control as management determines is necessary to enable the preparation of consolidated financial statements that are free from material misstatement, whether due to fraud or error.

In preparing the consolidated financial statements, management is responsible for assessing the Group's ability to continue as a going concern, disclosing, as applicable, matters related to going concern and using the going concern basis of accounting unless management either intends to liquidate the Group or to cease operations, or has no realistic alternative but to do so.

Those charged with governance are responsible for overseeing the Group's financial reporting process.

Tanggung Jawab Auditor terhadap Audit atas Laporan Keuangan Konsolidasian

Tujuan kami adalah untuk memperoleh keyakinan memadai tentang apakah laporan keuangan konsolidasian secara keseluruhan bebas dari kesalahan penyajian material, baik yang disebabkan oleh kecurangan maupun kesalahan dan untuk menerbitkan laporan auditor yang mencakup opini kami. Keyakinan memadai merupakan suatu tingkat keyakinan tinggi namun bukan merupakan suatu jaminan bahwa audit yang dilaksanakan berdasarkan Standar Audit akan selalu mendeteksi kesalahan penyajian material ketika hal tersebut ada. Kesalahan penyajian dapat disebabkan oleh kecurangan maupun kesalahan dan dianggap material jika baik secara individual maupun secara agregat, dapat diekspektasikan secara wajar akan memengaruhi keputusan ekonomi yang diambil oleh pengguna berdasarkan laporan keuangan konsolidasian tersebut.

Sebagai bagian dari suatu audit berdasarkan Standar Audit, kami menerapkan pertimbangan profesional dan mempertahankan skeptisisme profesional selama audit. Kami juga:

- Mengidentifikasi dan menilai risiko kesalahan penyajian material dalam laporan keuangan konsolidasian, baik yang disebabkan oleh kecurangan maupun kesalahan, mendesain dan melaksanakan prosedur audit yang responsif terhadap risiko tersebut, serta memperoleh bukti audit yang cukup dan tepat untuk menyediakan basis bagi opini kami. Risiko tidak terdeteksinya kesalahan penyajian material yang disebabkan oleh kecurangan lebih tinggi dari yang disebabkan oleh kesalahan, karena kecurangan dapat melibatkan kolusi, pemalsuan, penghilangan secara sengaja, pernyataan salah, atau pengabaian pengendalian internal.

- Memperoleh suatu pemahaman tentang pengendalian internal yang relevan dengan audit untuk mendesain prosedur audit yang tepat sesuai dengan kondisinya, tetapi bukan untuk tujuan menyatakan opini atas keefektivitasan pengendalian internal Grup.

- Mengevaluasi ketepatan kebijakan akuntansi yang digunakan serta kewajaran estimasi akuntansi dan pengungkapan terkait yang dibuat oleh manajemen.

Auditor's Responsibilities for the Audit of the Consolidated Financial Statements

Our objectives are to obtain reasonable assurance about whether the consolidated financial statements as a whole are free from material misstatement, whether due to fraud or error, and to issue an auditor's report that includes our opinion. Reasonable assurance is a high level of assurance, but is not a guarantee that an audit conducted in accordance with Standards on Auditing will always detect a material misstatement when it exists. Misstatements can arise from fraud or error and are considered material if, individually or in the aggregate, they could reasonably be expected to influence the economic decisions of users taken on the basis of these consolidated financial statements.

As part of an audit in accordance with Standards on Auditing, we exercise professional judgment and maintain professional skepticism throughout the audit. We also:

- Identify and assess the risks of material misstatement of the consolidated financial statements, whether due to fraud or error, design and perform audit procedures responsive to those risks, and obtain audit evidence that is sufficient and appropriate to provide a basis for our opinion. The risk of not detecting a material misstatement resulting from fraud is higher than for one resulting from error, as fraud may involve collusion, forgery, intentional omissions, misrepresentations, or the override of internal control.

- Obtain an understanding of internal control relevant to the audit in order to design audit procedures that are appropriate in the circumstances, but not for the purpose of expressing an opinion on the effectiveness of the Group's internal control.

- Evaluate the appropriateness of accounting policies used and the reasonableness of accounting estimates and related disclosures made by management.

- Menyimpulkan kelepalan penggunaan basis akuntansi kelangsungan usaha oleh manajemen dan, berdasarkan bukti audit yang diperoleh, apakah terdapat suatu ketidakpastian material yang terkait dengan peristiwa atau kondisi yang dapat menyebabkan keraguan signifikan atas kemampuan Grup untuk mempertahankan kelangsungan usahanya. Ketika kami menyimpulkan bahwa terdapat suatu ketidakpastian material, kami diharuskan untuk menarik perhatian dalam laporan auditor kami ke pengungkapan terkait dalam laporan keuangan konsolidasian atau, jika pengungkapan tersebut tidak memadai, harus menentukan apakah perlu untuk memodifikasi opini kami. Kesimpulan kami didasarkan pada bukti audit yang diperoleh hingga tanggal laporan auditor kami. Namun, peristiwa atau kondisi masa depan dapat menyebabkan Grup tidak dapat mempertahankan kelangsungan usaha

- Concludo on the appropriateness of management's use of the going concern basis of accounting and, based on the audit evidence obtained, whether a material uncertainty exists related to events or conditions that may cast significant doubt on the Group's ability to continue as a going concern. If we conclude that a material uncertainty exists, we are required to draw attention in our auditor's report to the related disclosures in the consolidated financial statements or, if such disclosures are inadequate, to modify our opinion. Our conclusions are based on the audit evidence obtained up to the date of our auditor's report. However, future events or conditions may cause the Group to cease to continue as a going concern.

- Mengevaluasi penyajian, struktur dan isi laporan keuangan konsolidasian secara keseluruhan termasuk pengungkapannya, dan apakah laporan keuangan konsolidasian mencerminkan transaksi dan peristiwa yang mendasarinya dengan suatu cara yang mencapai penyajian wajar

- Evaluate the overall presentation, structure and content of the consolidated financial statements, including the disclosures, and whether the consolidated financial statements represent the underlying transactions and events in a manner that achieves fair presentation

- Memeroleh bukti audit yang cukup dan tepat terkait informasi keuangan entitas atau aktivitas bisnis dalam Grup untuk menyatakan opini atas laporan keuangan konsolidasian. Kami bertanggung jawab atas arahan, supervisi, dan pelaksanaan audit Grup. Kami tetap bertanggung jawab sepenuhnya atas opini audit kami.

- Obtain sufficient appropriate audit evidence regarding the financial information of the entities or business activities within the Group to express an opinion on the consolidated financial statements. We are responsible for the direction, supervision and performance of the group audit. We remain solely responsible for our audit opinion

Kami mengomunikasikan kepada pihak yang bertanggung jawab atas tata kelola mengenai, antara lain, ruang lingkup dan saat yang direncanakan atas audit, serta temuan audit signifikan, termasuk setiap defisiensi signifikan dalam pengendalian internal yang teridentifikasi oleh kami selama audit

We communicate with those charged with governance regarding, among other matters, the planned scope and timing of the audit and significant audit findings, including any significant deficiencies in internal control that we identify during our audit.

Kami juga memberikan suatu pernyataan kepada pihak yang bertanggung jawab atas tata kelola bahwa kami telah mematuhi ketentuan etika yang relevan mengenai independensi, dan mengomunikasikan seluruh hubungan, serta hal-hal lain yang dianggap secara wajar berpengaruh terhadap independensi kami, dan, jika relevan, pengamanan terkait.

We also provide those charged with governance with a statement that we have complied with relevant ethical requirements regarding independence, and to communicate with them all relationships and other matters that may reasonably be thought to bear on our independence, and where applicable, related safeguards

Dari hal-hal yang dikomunikasikan kepada pihak yang bertanggung jawab atas tata kelola, kami menentukan hal-hal tersebut yang paling signifikan dalam audit atas laporan keuangan konsolidasian periode kini dan oleh karenanya menjadi hal audit utama. Kami menguraikan hal audit utama dalam laporan auditor kami kecuali peraturan perundang-undangan melarang pengungkapan publik tentang hal tersebut atau ketika, dalam kondisi yang sangat jarang terjadi, kami menentukan bahwa suatu hal tidak boleh dikomunikasikan dalam laporan kami karena konsekuensi merugikan dari mengomunikasikan hal tersebut akan diekspektasikan secara wajar melebihi manfaat kepentingan publik atas komunikasi tersebut.

From the matters communicated with those charged with governance, we determine those matters that were of most significance in the audit of the consolidated financial statements of the current period and are therefore the key audit matters. We describe these matters in our auditor's report unless law or regulation precludes public disclosure about the matter or when, in extremely rare circumstances, we determine that a matter should not be communicated in our report because the adverse consequences of doing so would reasonably be expected to outweigh the public interest benefits of such communication.

MIRAWATI SENSI IDRIS

Maria Leckzinska
Izin Akuntan Publik No. AP.0155/
Certified Public Accountant License No. AP 0155

10 Maret 2023/*March 10, 2023*

00121

DSS
energy and infrastructure

SURAT PERNYATAAN DIREKSI TENTANG TANGGUNG JAWAB ATAS LAPORAN KEUANGAN KONSOLIDASIAN UNTUK TAHUN-TAHUN YANG BERAKHIR 31 DESEMBER 2022 DAN 2021

PT DIAN SWASTATIKA SENTOSA Tbk DAN ENTITAS ANAK

Kami yang bertanda tangan di bawah ini:

1. Nama/*Name* : L. Krisnan Cahya
   Alamat kantor/*Office address* : Sinar Mas Land Plaza, Tower II, 24th floor Jl. M.H. Thamrin No. 51 – Jakarta 10350
   Alamat domisili/sesuai KTP atau kartu identitas lain/*Residential address/in accordance with Personal Identity Card* : Puri Indah Raya Blok A-14/16 Jakarta Barat
   Nomor telepon/*Telephone number* : 021-31990258
   Jabatan/*Title* : Presiden Direktur

2. Nama/*Name* : Alex Sutanto
   Alamat kantor/*Office address* : Sinar Mas Land Plaza, Tower II, 24th floor Jl. M.H. Thamrin No. 51 – Jakarta 10350
   Alamat domisili/sesuai KTP atau kartu identitas lain/*Residential address/in accordance with Personal Identity Card* : Jl. Karet Sawah Ujung RT 006 / RW 002 Kel. Karet Semanggi, Kec. Setia Budi
   Nomor telepon/*Telephone number* : 021-31990258
   Jabatan/*Title* : Direktur

menyatakan bahwa:

1. Kami bertanggung jawab atas penyusunan dan penyajian laporan keuangan konsolidasian Perusahaan dan Entitas Anak untuk tahun-tahun yang berakhir 31 Desember 2022 dan 2021.

2. Laporan keuangan konsolidasian Perusahaan dan Entitas Anak tersebut telah disusun dan disajikan sesuai dengan Standar Akuntansi Keuangan di Indonesia.

3. a. Semua informasi dalam laporan keuangan konsolidasian Perusahaan dan Entitas Anak tersebut telah dimuat secara lengkap dan benar, dan

   b. Laporan keuangan konsolidasian Perusahaan dan Entitas Anak tersebut tidak mengandung informasi atau fakta material yang tidak benar, dan tidak menghilangkan informasi atau fakta material.

DIRECTORS' STATEMENT ON THE RESPONSIBILITY FOR THE CONSOLIDATED FINANCIAL STATEMENTS FOR THE YEARS ENDED DECEMBER 31, 2022 AND 2021

PT DIAN SWASTATIKA SENTOSA Tbk AND ITS SUBSIDIARIES

We, the undersigned:

declare that:

1. We are responsible for the preparation and presentation of the Company and its Subsidiaries' consolidated financial statements for the years ended December 31, 2022 and 2021.

2. The Company and its Subsidiaries' consolidated financial statements have been prepared and presented in accordance with Indonesian Financial Accounting Standards.

3. a. All information has been fully and correctly disclosed in the Company and its Subsidiaries' consolidated financial statements, and

   b. The Company and its Subsidiaries' consolidated financial statements do not contain materially misleading information or facts, and do not conceal any material information or facts.

DSS
energy and infrastructure

4. Kami bertanggung jawab atas sistem pengendalian intern dalam Perusahaan.

Demikian pernyataan ini dibuat dengan sebenarnya.

4. We are responsible for the Company's internal control system.

This statement has been made truthfully.

10 Maret 2023/*March 10, 2023*



L. Krisnan Cahya
Presiden Direktur/*President Director*

Alex Sutanto
Direktur/*Director*

PT. Dian Swastatika Sentosa Tbk.
Sinar Mas Land Plaza, Tower II, 24th floor, Jl. M.H. Thamrin No. 51, Jakarta 10350, Indonesia
Telp : (62-21) 31990258 • Fax : (62-21) 31990259

PT DIAN SWASTATIKA SENTOSA Tbk DAN ENTITAS ANAK
Laporan Posisi Keuangan Konsolidasian
31 Desember 2022 dan 2021
(Angka-angka Disajikan dalam Dolar Amerika Serikat, kecuali Dinyatakan Lain)

PT DIAN SWASTATIKA SENTOSA Tbk AND ITS SUBSIDIARIES
Consolidated Statements of Financial Position
December 31, 2022 and 2021
(Figures are Presented in United States Dollar, unless Otherwise Stated)

	2022	Catatan/ *Notes*	2021	
ASET				**ASSETS**
ASET LANCAR				**CURRENT ASSETS**
Kas dan setara kas	1.084.680.519	4	521.356.411	Cash and cash equivalents
Investasi jangka pendek	41.137.777	5	90.718.046	Short-term investments
Piutang usaha		6		Trade accounts receivable
Pihak berelasi	62.239.187	34	81.873.416	Related parties
Pihak ketiga - setelah dikurangi cadangan kerugian penurunan nilai sebesar US$ 10.845.097 dan US$ 12.082.488 masing-masing pada tanggal 31 Desember 2022 dan 2021	470.362.620		173.034.107	Third parties - net of allowance for impairment of US$ 10,845,097 and US$ 12,082,488 as of December 31, 2022 and 2021, respectively
Piutang lain-lain		7		Other receivables
Pihak berelasi - setelah dikurangi cadangan kerugian penurunan nilai sebesar US$ 47.677 dan US$ 52.561 masing-masing pada tanggal 31 Desember 2022 dan 2021	1.029.896	34	12.530.489	Related parties - net of allowance for impairment of US$ 47,677 and US$ 52,561 as of December 31, 2022 and 2021, respectively
Pihak ketiga - setelah dikurangi cadangan kerugian penurunan nilai sebesar US$ 881.824 dan US$ 2.933.276 masing-masing pada tanggal 31 Desember 2022 dan 2021	63.453.965		51.986.133	Third parties - net of allowance for impairment of US$ 881,824 and US$ 2,933,276 as of December 31, 2022 and 2021, respectively
Persediaan - setelah dikurangi cadangan kerugian penurunan nilai sebesar US$ 88.197 dan US$ 90.688 masing-masing pada tanggal 31 Desember 2022 dan 2021	282.508.752	8	79.885.769	Inventories - net of allowance for decline in value of US$ 88,197 and US$ 90,688 as of December 31, 2022 and 2021, respectively
Uang muka	58.495.123	9	49.784.517	Advances
Pajak dibayar dimuka	92.046.701		30.636.065	Prepaid taxes
Biaya dibayar dimuka dan aset lancar lainnya	110.983.941		53.647.813	Prepaid expenses and other current assets
Jumlah Aset Lancar	2.266.938.481		1.145.452.766	**Total Current Assets**
ASET TIDAK LANCAR				**NONCURRENT ASSETS**
Piutang lain-lain jangka panjang		10		Long-term other receivables
Pihak berelasi	7.492.987	34	15.226.920	Related parties
Pihak ketiga - setelah dikurangi cadangan kerugian penurunan nilai sebesar US$ 28.165.744 masing-masing pada tanggal 31 Desember 2022 dan 2021	49.827.215		1.150.449	Third parties - net of allowance for impairment of US$ 28,165,744 as of December 31, 2022 and 2021
Biaya dibayar dimuka jangka panjang	32.164.556		33.311.257	Long-term prepaid expenses
Taksiran tagihan pajak	9.560.907	32	13.442.733	Estimated claims for tax refund
Investasi jangka panjang	819.632.072	11	719.618.421	Long-term investments
Goodwill	44.576.833		79.276.833	Goodwill
Aset pajak tangguhan	20.946.408	32	24.957.283	Deferred tax assets
Properti investasi - setelah dikurangi akumulasi penyusutan sebesar US$ 655.667 dan US$ 655.982 masing-masing pada tanggal 31 Desember 2022 dan 2021	3.676.198	12	4.053.600	Investment properties - net of accumulated depreciation of US$ 655,667 and US$ 655,982 as of December 31, 2022 and 2021, respectively
Aset tetap - setelah dikurangi akumulasi penyusutan dan cadangan kerugian penurunan nilai masing-masing sebesar US$ 525.065.207 dan US$ 3.579.902 pada tanggal 31 Desember 2022 dan akumulasi penyusutan dan cadangan kerugian penurunan nilai masing-masing sebesar US$ 340.951.052 dan US$ 3.655.541 pada tanggal 31 Desember 2021	1.472.582.549	13	418.227.780	Property, plant and equipment - net of accumulated depreciation and allowance for impairment of US$ 525,065,207 and US$ 3,579,902 as of December 31, 2022, respectively, and accumulated depreciation and allowance for impairment of US$ 340,951,052 and US$ 3,655,541 as of December 31, 2021, respectively
Aset pertambangan - setelah dikurangi akumulasi amortisasi sebesar US$ 264.307.876 dan US$ 169.703.534 masing-masing pada tanggal 31 Desember 2022 dan 2021	1.576.615.046	14	434.799.766	Mine properties - net of accumulated amortization of US$ 264,307,876 and US$ 169,703,534 as of December 31, 2022 and 2021, respectively
Aset biologis	9.059.300	15	7.376.000	Biological assets
Aset tidak lancar lain-lain	118.107.366	16	113.178.888	Other noncurrent assets
Jumlah Aset Tidak Lancar	4.164.241.437		1.864.619.930	**Total Noncurrent Assets**
JUMLAH ASET	6.431.179.918		3.010.072.696	**TOTAL ASSETS**

Lihat catatan atas laporan keuangan konsolidasian yang merupakan bagian yang tidak terpisahkan dari laporan keuangan konsolidasian.

See accompanying notes to consolidated financial statements which are an integral part of the consolidated financial statements.

	2022	Catatan/ *Notes*	2021	
LIABILITAS DAN EKUITAS				**LIABILITIES AND EQUITY**
LIABILITAS				**LIABILITIES**
LIABILITAS JANGKA PENDEK				**CURRENT LIABILITIES**
Utang bank dan lembaga keuangan jangka pendek	54.457.215	17	91.856.688	Short-term loan from banks and financial institution
Utang usaha		18		Trade accounts payable
Pihak berelasi	15.074.131	34	10.381.482	Related parties
Pihak ketiga	361.765.842		194.018.873	Third parties
Utang lain-lain		19		Other accounts payable
Pihak berelasi	494.546	34	5.780.675	Related parties
Pihak ketiga	74.059.021		67.489.825	Third parties
Uang muka pelanggan	92.387.953		22.809.818	Advances from customers
Pendapatan diterima dimuka	3.856.448		3.501.312	Unearned revenues
Utang pajak	259.429.290	20	86.821.824	Taxes payable
Beban akrual	382.017.485	21	97.425.843	Accrued expenses
Liabilitas jangka panjang yang akan jatuh tempo dalam waktu satu tahun:				Current portion of long-term liabilities:
Utang bank dan lembaga keuangan jangka panjang	358.561.428	22	88.098.221	Long-term loan from banks and financial institution
Liabilitas sewa pembiayaan	64.235.567		3.155.667	Lease liabilities
Utang jangka panjang lainnya	1.099.374	22	1.731.887	Other long-term payables
Jumlah Liabilitas Jangka Pendek	1.667.438.300		673.072.115	**Total Current Liabilities**
LIABILITAS JANGKA PANJANG				**NONCURRENT LIABILITIES**
Utang lain-lain jangka panjang - pihak ketiga	148.089.014	19	9.218.382	Long-term other accounts payable - third parties
Liabilitas pajak tangguhan	249.439.522	32	83.649.262	Deferred tax liabilities
Liabilitas imbalan kerja jangka panjang	8.730.416	31	12.074.342	Long-term employee benefits liabilities
Liabilitas jangka panjang - setelah dikurangi bagian yang akan jatuh tempo dalam waktu satu tahun:				Long-term liabilities - net of current portion:
Utang bank dan lembaga keuangan jangka panjang	615.034.022	22	166.023.034	Long-term loan from banks and financial institution
Senior Secured Notes	338.226.226	22	274.429.679	Senior Secured Notes
Liabilitas sewa pembiayaan	201.505.051		4.055.740	Lease liabilities
Utang jangka panjang lainnya	3.974.770	22	4.872.304	Other long-term payables
Liabilitas jangka panjang lainnya	206.758.609		32.468.579	Other noncurrent liabilities
Jumlah Liabilitas Jangka Panjang	1.771.757.630		586.791.322	**Total Noncurrent Liabilities**
JUMLAH LIABILITAS	3.439.195.930		1.259.863.437	**TOTAL LIABILITIES**
EKUITAS				**EQUITY**
Ekuitas yang Dapat Diatribusikan kepada Pemilik Entitas Induk				**Equity Attributable to Owners of the Parent Company**
Modal saham - nilai nominal Rp 250 per saham				Capital stock - Rp 250 par value per share
Modal dasar - 2.400.000.000 saham				Authorized - 2,400,000,000 shares
Modal ditempatkan dan disetor - 770.552.320 saham	72.498.628	24	72.498.628	Issued and paid-up - 770,552,320 shares
Tambahan modal disetor - bersih	10.531.355	25	10.531.355	Additional paid-in capital - net
Selisih nilai transaksi dengan kepentingan nonpengendali	582.976.550		549.265.521	Difference in value arising from transactions with non-controlling interests
Keuntungan (kerugian) yang belum direalisasi atas kenaikan (penurunan) nilai wajar investasi yang diukur pada nilai wajar melalui penghasilan komprehensif lain	(41.691.240)	11	87.984.990	Unrealized gain (loss) on increase (decrease) in fair value of investments at fair value through other comprehensive income
Selisih kurs penjabaran laporan keuangan	(60.817.450)		(54.035.317)	Foreign exchange differences arising from financial statements translation
Cadangan opsi saham	1.805.281		1.809.023	Share option reserve
Cadangan lindung nilai	(47.480.940)		(31.154.847)	Hedging reserve
Selisih revaluasi aset tetap	76.205.323	13	76.205.323	Revaluation increment in value of property, plant and equipment
Saldo laba				Retained earnings
Telah ditentukan penggunaannya	1.000.000	26	900.000	Appropriated
Belum ditentukan penggunaannya	1.411.638.420		813.537.617	Unappropriated
Jumlah	2.006.665.927		1.527.542.293	Total
Kepentingan Nonpengendali	985.318.061	27	222.666.966	**Non-controlling Interests**
JUMLAH EKUITAS	2.991.983.988		1.750.209.259	**TOTAL EQUITY**
JUMLAH LIABILITAS DAN EKUITAS	6.431.179.918		3.010.072.696	**TOTAL LIABILITIES AND EQUITY**

Lihat catatan atas laporan keuangan konsolidasian yang merupakan bagian yang tidak terpisahkan dari laporan keuangan konsolidasian.

See accompanying notes to consolidated financial statements which are an integral part of the consolidated financial statements.

	2022	Catatan/ *Notes*	2021	
PENDAPATAN USAHA	5.956.105.798	28	2.164.946.288	**REVENUES**
BEBAN POKOK PENJUALAN	3.312.705.868	29	1.262.829.289	**COST OF REVENUES**
LABA KOTOR	2.643.399.930		902.116.999	**GROSS PROFIT**
BEBAN USAHA		30		**OPERATING EXPENSES**
Beban penjualan	498.320.021		250.905.553	Selling expenses
Beban umum dan administrasi	361.813.656		152.223.783	General and administrative expenses
Beban eksplorasi	767.675		1.849.355	Exploration costs
Jumlah Beban Usaha	860.901.352		404.978.691	Total Operating Expenses
LABA USAHA	1.782.498.578		497.138.308	**OPERATING PROFIT**
PENGHASILAN (BEBAN) LAIN-LAIN				**OTHER INCOME (EXPENSES)**
Pendapatan bunga	24.584.143		10.391.295	Interest income
Kerugian selisih kurs mata uang asing - bersih	(880.076)		(6.469.993)	Loss on foreign exchange - net
Ekuitas pada rugi bersih investasi	(1.289.255)		(12.967.123)	Share in net losses of investees
Beban bunga	(158.888.223)		(69.341.549)	Interest expense
Lain-lain - bersih	(40.309.454)		(39.375.907)	Others - net
Beban Lain-lain - Bersih	(176.782.865)		(117.763.277)	Other Expenses - Net
LABA SEBELUM PAJAK	1.605.715.713		379.375.031	**PROFIT BEFORE TAX**
BEBAN (PENGHASILAN) PAJAK		32		**TAX EXPENSE (BENEFIT)**
Kini	496.375.868		113.176.737	Current
Tangguhan	(194.191.249)		860.761	Deferred
Jumlah Beban Pajak - Bersih	302.184.619		114.037.498	Tax Expense - Net
LABA TAHUN BERJALAN	1.303.531.094		265.337.533	**PROFIT FOR THE YEAR**
PENGHASILAN (RUGI) KOMPREHENSIF LAIN				**OTHER COMPREHENSIVE INCOME (LOSS)**
Pos yang tidak akan direklasifikasi ke laba rugi				Items that will be not be reclassified subsequently to profit and loss
Pengukuran kembali liabilitas imbalan pasti	(32.808)	31	390.485	Remeasurement of defined benefit liability
Pajak sehubungan dengan pos yang tidak akan direklasifikasi ke laba rugi	40.306	32	24.657	Tax relating to items that will not be reclassified subsequently to profit and loss
Investasi yang diukur pada nilai wajar melalui penghasilan komprehensif lain				Investments at fair value through other comprehensive income
Keuntungan (kerugian) yang belum direalisasi atas perubahan nilai wajar selama tahun berjalan	(129.561.840)		62.297.181	Unrealized gain (loss) on change in fair value during the year
Pos yang akan direklasifikasi ke laba rugi				Items that will be reclassified subsequently to profit and loss
Lindung nilai arus kas				Cash flow hedge
Kerugian atas perubahan nilai wajar selama tahun berjalan	(19.415.682)		-	Loss on change in fair value during the year
Selisih kurs penjabaran laporan keuangan	(220.860)		(10.199.126)	Foreign exchange differences arising from financial statements translation
Ekuitas pada penghasilan komprehensif lain ventura bersama	-		(35.863.633)	Share of other comprehensive income of a joint venture
PENGHASILAN (RUGI) KOMPREHENSIF LAIN - SETELAH PAJAK	(149.190.884)		16.649.564	**OTHER COMPREHENSIVE INCOME (LOSS) - NET OF TAX**
JUMLAH PENGHASILAN KOMPREHENSIF TAHUN BERJALAN	1.154.340.210		281.987.097	**TOTAL COMPREHENSIVE INCOME FOR THE YEAR**
Laba tahun berjalan yang teratribusikan pada:				Profit for the year attributable to:
Pemilik entitas induk	595.264.821		120.077.514	Owners of the Parent Company
Kepentingan nonpengendali	708.266.273		145.260.019	Non-controlling interests
	1.303.531.094		265.337.533	
Penghasilan komprehensif yang teratribusikan kepada:				Comprehensive income attributable to:
Pemilik entitas induk	455.005.193		144.275.244	Owners of the Parent Company
Kepentingan nonpengendali	699.335.017	27	137.711.853	Non-controlling interests
	1.154.340.210		281.987.097	
LABA BERSIH PER SAHAM DASAR DIATRIBUSIKAN KEPADA PEMILIK ENTITAS INDUK	0,77	33	0,16	**EARNINGS PER SHARE ATTRIBUTABLE TO OWNERS OF THE PARENT COMPANY**

Lihat catatan atas laporan keuangan konsolidasian yang merupakan bagian yang tidak terpisahkan dari laporan keuangan konsolidasian.

See accompanying notes to consolidated financial statements which are an integral part of the consolidated financial statements.

		Ekuitas yang Dapat Diatribusikan Kepada Pemilik Entitas Induk/*Equity Attributable to the Owners of the Parent Company*													
	Catatan/ *Notes*	Modal Saham Ditempatkan dan Disetor/ *Issued and Paid Up Capital Stock*	Tambahan Modal Disetor- Bersih/ *Additional Paid-in Capital - Net*	Selisih Nilai Transaksi Dengan Kepentingan Nonpengendali/ *Difference in Value arising from Transactions with Non-controlling Interests*	Keuntungan (Kerugian) yang belum Direalisasi atas Kenaikan (Penurunan) Nilai Wajar Investasi yang Diukur pada Nilai Wajar melalui Penghasilan Komprehensif Lain/ *Unrealized Gain (Loss) on Increase (Decrease) in Changes in Fair Value of Investments at Fair Value through Other Comprehensive Income*	Selisih Kurs Penjabaran Laporan Keuangan/ *Foreign Exchange Differences Arising from Financial Statements Translation*	Cadangan Opsi Saham/ *Share option Reserve*	Cadangan Lindung Nilai/ *Hedging Reserve*	Selisih Revaluasi Aset Tetap/ *Revaluation Increment in Value of Property, Plant and Equipment*	Saldo Laba/*Retained Earnings*		Jumlah/ *Total*	Kepentingan Nonpengendali/ *Non-controlling Interests*	Jumlah Ekuitas/ *Total Equity*	
										Telah Ditentukan Penggunaannya/ *Appropriated*	Belum Ditentukan Penggunaannya/ *Unappropriated*				
Saldo pada tanggal 1 Januari 2021		72.498.628	10.531.355	527.178.312	40.928.618	(46.249.119)	(392.999)	-	76.205.323	900.000	677.377.700	1.358.977.818	229.932.504	1.588.910.322	Balance as of January 1, 2021
Penghasilan (rugi) komprehensif:															**Comprehensive income (loss):**
Laba tahun berjalan		-	-	-	-	-	-	-	-	-	120.077.514	120.077.514	145.260.019	265.337.533	Profit for the year
Penghasilan (rugi) komprehensif lain		-	-	-	62.536.578	(7.786.198)	-	(31.154.847)	-	-	602.197	24.197.730	(7.548.166)	16.649.564	Other comprehensive income (loss)
Jumlah penghasilan (rugi) komprehensif		-	-	-	62.536.578	(7.786.198)	-	(31.154.847)	-	-	120.679.711	144.275.244	137.711.853	281.987.097	Total comprehensive income (loss)
Reklasifikasi akumulasi keuntungan atas kenaikan nilai wajar investasi yang diukur pada nilai wajar melalui penghasilan komprehensif lain ke saldo laba pada tanggal penjualan		-	-	-	(15.480.206)	-	-	-	-	-	15.480.206	-	-	-	Reclassification of cumulative gain on increase in fair value of investments at fair value through other comprehensive income to retained earning upon disposal
Transaksi pembayaran berbasis saham entitas anak		-	-	-	-	-	5.001	-	-	-	-	5.001	4.136	9.137	Share based payment transactions of subsidiaries
Peningkatan modal saham entitas anak dari kepentingan nonpengendali		-	-	-	-	-	-	-	-	-	-	-	6.384.248	6.384.248	Paid-up capital of a subsidiary from non-controlling interests
Transaksi dengan kepentingan nonpengendali	1c	-	-	22.087.209	-	-	-	-	-	-	-	22.087.209	(5.108.332)	16.978.877	Transaction with non-controlling interest
Bagian atas opsi saham entitas asosiasi		-	-	-	-	-	2.197.021	-	-	-	-	2.197.021	-	2.197.021	Share option reserve of an associate
Dividen entitas anak kepada kepentingan nonpengendali	1c	-	-	-	-	-	-	-	-	-	-	-	(146.257.443)	(146.257.443)	Dividend of subsidiaries to non-controlling interests
Saldo pada tanggal 31 Desember 2021		72.498.628	10.531.355	549.265.521	87.984.990	(54.035.317)	1.809.023	(31.154.847)	76.205.323	900.000	813.537.617	1.527.542.293	222.666.966	1.750.209.259	Balance as of December 31, 2021
Penghasilan (rugi) komprehensif:															**Comprehensive income (loss):**
Laba tahun berjalan		-	-	-	-	-	-	-	-	-	595.264.821	595.264.821	708.266.273	1.303.531.094	Profit for the year
Penghasilan (rugi) komprehensif lain		-	-	-	(124.070.835)	63.130	-	(16.326.093)	-	-	74.170	(140.259.628)	(8.931.256)	(149.190.884)	Other comprehensive income (loss)
Jumlah penghasilan (rugi) komprehensif		-	-	-	(124.070.835)	63.130	-	(16.326.093)	-	-	595.338.991	455.005.193	699.335.017	1.154.340.210	Total comprehensive income (loss)
Dampak perubahan dalam mata uang fungsional entitas anak		-	-	-	355.316	(6.845.263)	(3.742)	-	-	-	(3.098.899)	(9.592.588)	(9.662.312)	(19.254.900)	Effects of change in functional currency of subsidiaries
Pencadangan saldo laba	26	-	-	-	-	-	-	-	-	100.000	(100.000)	-	-	-	Appropriation of retained earnings
Reklasifikasi akumulasi keuntungan atas kenaikan nilai wajar investasi yang diukur pada nilai wajar melalui penghasilan komprehensif lain ke saldo laba pada tanggal penjualan		-	-	-	(5.960.711)	-	-	-	-	-	5.960.711	-	-	-	Reclassification of cumulative gain on increase in fair value of investments at fair value through other comprehensive income to retained earning upon disposal
Peningkatan modal saham entitas anak dari kepentingan nonpengendali	1c	-	-	2.141.570	-	-	-	-	-	-	-	2.141.570	275.315.984	277.457.554	Paid-up capital of a subsidiaries from non-controlling interests
Kepentingan nonpengendali dari akuisisi entitas anak	1c	-	-	-	-	-	-	-	-	-	-	-	381.584.081	381.584.081	Non-controlling interests from acquisition of subsidiaries
Perubahan kepemilikan pada entitas anak yang tidak mengakibatkan kehilangan pengendalian	1c	-	-	31.569.459	-	-	-	-	-	-	-	31.569.459	(301.965.827)	(270.396.368)	Changes in ownership interest of subsidiaries without loss in control
Dividen entitas anak kepada kepentingan nonpengendali	1c	-	-	-	-	-	-	-	-	-	-	-	(281.955.848)	(281.955.848)	Dividend of subsidiaries to non-controlling interests
Saldo pada tanggal 31 Desember 2022		72.498.628	10.531.355	582.976.550	(41.691.240)	(60.817.450)	1.805.281	(47.480.940)	76.205.323	1.000.000	1.411.638.420	2.006.665.927	985.318.061	2.991.983.988	Balance as of December 31, 2022

	2022	2021	
ARUS KAS DARI AKTIVITAS OPERASI			**CASH FLOWS FROM OPERATING ACTIVITIES**
Penerimaan dari pelanggan	6.111.337.068	2.088.152.362	Cash receipts from customers
Pembayaran kepada kontraktor, pemasok dan lainnya	(3.518.797.517)	(1.498.034.101)	Cash paid to contractors, suppliers and others
Pembayaran kepada karyawan	(174.965.328)	(88.048.257)	Cash paid to employees
Kas diperoleh dari operasi	2.417.574.223	502.070.004	Net cash generated from operations
Pembayaran pajak penghasilan badan	(325.338.705)	(65.114.831)	Payments of corporate income tax
Kas Bersih Diperoleh dari Aktivitas Operasi	2.092.235.518	436.955.173	Net Cash Provided by Operating Activities
ARUS KAS DARI AKTIVITAS INVESTASI			**CASH FLOWS FROM INVESTING ACTIVITIES**
Penerimaan bersih dari pencairan investasi jangka pendek	49.121.540	3.153.896	Net proceeds from redemption of short-term investments
Penerimaan bunga	24.584.143	10.391.295	Interest received
Penambahan aset biologis	(677.492)	(304.830)	Addition in biological assets
Pembayaran uang muka ganti rugi lahan	(778.315)	(2.161.366)	Payments of advances for land compensation
Penempatan dalam dana yang dibatasi pencairannya	(6.834.965)	(4.997.496)	Placements in restricted fund
Perubahan dalam aset lain-lain	(7.842.092)	5.715.853	Changes in other assets
Kenaikan piutang lain-lain	(33.393.992)	-	Increase in other receivables
Penambahan aset pertambangan	(50.968.780)	(48.781.461)	Addition in mine properties
Pembayaran imbalan yang ditangguhkan	(100.000.000)	-	Payment of deferred consideration
Perolehan aset tetap	(135.710.210)	(34.346.552)	Acquisitions of property, plant and equipment
Kenaikan bersih investasi jangka panjang	(240.742.346)	(139.629.287)	Net increase in long-term investments
Pembayaran atas akuisisi entitas anak setelah dikurangi saldo kas dan setara kas pada tanggal akuisisi	(1.223.351.896)	-	Payment for acquisition of a subsidiary net of cash and cash equivalent balance at the acquisition date
Kas Bersih Digunakan untuk Aktivitas Investasi	(1.726.594.405)	(210.959.948)	Net Cash Used in Investing Activities
ARUS KAS DARI AKTIVITAS PENDANAAN			**CASH FLOWS FROM FINANCING ACTIVITIES**
Utang bank dan lembaga keuangan jangka panjang			Long-term loan from banks and financial institution
Penerimaan	1.014.301.695	49.293.222	Proceeds
Pembayaran	(273.412.743)	(278.366.467)	Payments
Setoran modal saham entitas anak dari kepentingan nonpengendali	277.457.554	-	Paid-up capital of subsidiaries from non-controlling interests
Penerimaan bersih dari penerbitan *Senior Secured Notes*	89.325.900	275.881.200	Net proceeds from issuance of Senior Secured Notes
Penebusan atas *Senior Secured Notes*	(31.109.052)	(156.750.000)	Early redemption of Senior Secured Notes
Penerimaan (pembayaran) bersih utang lain-lain kepada pihak berelasi	(5.738.270)	855.032	Net proceeds from (payment of) other accounts payable to related parties
Pembayaran utang bank dan lembaga keuangan jangka pendek - bersih	(35.013.685)	(1.420.646)	Payment of short-terms loan from banks and financial institution - net
Pembayaran liabilitas sewa	(58.566.723)	(3.097.618)	Payments of lease liabilities
Pembayaran bunga	(176.454.780)	(81.150.670)	Payment of interest
Pembayaran akusisi saham entitas anak dari kepentingan nonpengendali yang tidak mengakibatkan kehilangan pengendalian	(270.396.368)	(30.000.000)	Acquisition of noncontrolling interests of a subsidiary without a change in control
Pembayaran dividen entitas anak kepada kepentingan nonpengendali	(323.257.902)	(113.108.408)	Dividends of subsidiaries paid to non-controlling interests
Penerimaan dari pengalihan saham entitas anak yang tidak mengakibatkan kehilangan pengendalian	-	50.000.000	Proceed from changes in ownership interest in a subsidiary without loss of control
Pembayaran bersih utang lain-lain kepada pihak ketiga	-	(27.182.675)	Net payment of other accounts payable to third parties
Kas Bersih Diperoleh dari (Digunakan untuk) Aktivitas Pendanaan	207.135.626	(315.047.030)	Net Cash Provided by (Used in) Financing Activities
KENAIKAN (PENURUNAN) BERSIH KAS DAN SETARA KAS	572.776.739	(89.051.805)	**NET INCREASE (DECREASE) IN CASH AND CASH EQUIVALENTS**
KAS DAN SETARA KAS AWAL TAHUN	521.356.411	610.992.594	**CASH AND CASH EQUIVALENTS AT THE BEGINNING OF THE YEAR**
Pengaruh perubahan kurs mata uang asing	(9.452.631)	(584.378)	Effect of foreign exchange rate changes
KAS DAN SETARA KAS AKHIR TAHUN	1.084.680.519	521.356.411	**CASH AND CASH EQUIVALENTS AT THE END OF THE YEAR**

Lihat catatan atas laporan keuangan konsolidasian yang merupakan bagian yang tidak terpisahkan dari laporan keuangan konsolidasian.

See accompanying notes to consolidated financial statements which are an integral part of the consolidated financial statements.

1. Umum

a. Pendirian dan Informasi Umum

PT Dian Swastatika Sentosa Tbk (Perusahaan) didirikan berdasarkan Akta No. 6 tanggal 2 Agustus 1996 dari Linda Herawati, S.H., notaris di Jakarta, yang kemudian diubah dengan Akta Perubahan No. 35 tanggal 8 Oktober 1996 dari notaris yang sama. Akta pendirian dan perubahannya telah disahkan oleh Menteri Kehakiman Republik Indonesia (sekarang Menteri Hukum dan Hak Asasi Manusia Republik Indonesia) dalam Surat Keputusan No. C2-9854.HT.01.01.TH.96 tanggal 28 Oktober 1996 serta diumumkan dalam Berita Negara Republik Indonesia No. 46 tanggal 10 Juni 1997, Tambahan No. 2258.

Anggaran Dasar Perusahaan telah beberapa kali mengalami perubahan, termasuk diantaranya penyesuaian Anggaran Dasar Perusahaan terhadap Undang-Undang Republik Indonesia No. 40 Tahun 2007 tentang Perseroan Terbatas pada tahun 2008, pelaksanaan penawaran umum perdana saham (IPO) dan perubahan status Perusahaan menjadi Perseroan Terbatas Terbuka pada tahun 2009, dan perubahan yang terakhir berdasarkan Akta No. 113 tanggal 29 Juni 2020 dari Hannywati Gunawan, S.H., notaris di Jakarta, tentang pernyataan kembali seluruh Anggaran Dasar Perusahaan. Perubahan Anggaran Dasar Perusahaan yang terakhir tersebut telah mendapatkan persetujuan dari Menteri Hukum dan Hak Asasi Manusia Republik Indonesia dalam Surat Keputusan No. AHU-0051729.AH.01.02.Tahun 2020 tanggal 28 Juli 2020 dan telah diterima dan dicatat di dalam Sistem Administrasi Badan Hukum Kementerian Hukum dan Hak Asasi Manusia Republik Indonesia dalam Surat No. AHU-AH.01.03-0313278 tanggal 28 Juli 2020.

1. General

a. Establishment and General Information

PT Dian Swastatika Sentosa Tbk (the Company) was established on August 2, 1996 based on Notarial Deed No. 6 and was amended by Notarial Deed No. 35 dated October 8, 1996, both of Linda Herawati, S.H., a public notary in Jakarta. The deed of establishment and its amendment were approved by the Ministry of Justice of the Republic of Indonesia (currently the Ministry of Law and Human Rights of the Republic of Indonesia) in its Decision Letter No. C2-9854.HT.01.01.TH.96 dated October 28, 1996 and was published in the State Gazette of the Republic of Indonesia No. 46 dated June 10, 1997, Supplement No. 2258.

The Articles of Association of the Company have been amended several times, including, among others, the revisions in the Company's entire Articles of Association to be in accordance with the Law of the Republic of Indonesia No. 40 Year 2007 regarding Limited Liability Company in 2008, the Initial Public Offering (IPO) and the change in the Company's status to be a Listed Company in 2009, and the latest based on the Notarial Deed No. 113 dated June 29, 2020 of Hannywati Gunawan, S.H., a public notary in Jakarta, regarding changes in the entire Company's Articles of Association. The latest amendment of Company's Articles of Association has been approved by the Ministry of Law and Human Rights of the Republic of Indonesian in its Decision Letter No. AHU-0051729.AH.01.02.Tahun 2020 dated July 28, 2020 and has been accepted and recorded in the Legal Entity Administration System of the Ministry of Law and Human Rights of the Republic of Indonesia based on Letter No. AHU-AH.01.03-0313278 dated July 28, 2020.

Sesuai dengan pasal 3 Anggaran Dasar Perusahaan, ruang lingkup kegiatan Perusahaan meliputi penyediaan tenaga listrik dan uap, perdagangan besar, jasa dan pembangunan perumahan, infrastruktur, konsultasi manajemen, dan perusahaan *holding*. Ruang lingkup kegiatan usaha Grup pada saat ini meliputi penyediaan tenaga listrik, perdagangan besar, pertambangan dan perdagangan batubara, multimedia, kehutanan dan infrastruktur.

In accordance with article 3 of the Company's Articles of Association, the Company engages in steam and power generation, wholesale trading, services and real estate, infrastructure, management consulting, and holding company. Currently, the Group engages in power generation, wholesale trading, coal mining and trading, multimedia, forestry and infrastructure.

Perusahaan mulai beroperasi secara komersial pada tahun 1998. Perusahaan berkantor pusat di Jakarta, sedangkan pembangkit tenaga listrik Perusahaan saat ini berlokasi di Tangerang, Serang dan Karawang.

The Company started its commercial activities in 1998. The Company's head office is in Jakarta, while its power plants are located in Tangerang, Serang and Karawang.

Dalam laporan keuangan konsolidasian, Perusahaan dan entitas anak secara bersama-sama disebut sebagai "Grup".

In the consolidated financial statements, the Company and its subsidiaries are collectively referred to as "the Group".

Perusahaan tergabung dalam kelompok usaha Sinarmas.

The Company operates under the Sinarmas group of businesses.

b. Penawaran Umum Efek Perusahaan

b. Public Offering of Shares

Pada tanggal 30 November 2009, Perusahaan memperoleh Pernyataan Efektif dari Ketua Badan Pengawas Pasar Modal dan Lembaga Keuangan (Bapepam dan LK atau sekarang Otoritas Jasa Keuangan/OJK) melalui Surat No. S-10344/BL/2009 untuk penawaran umum perdana atas 100.000.000 saham Perusahaan dengan nilai nominal Rp 250 per saham kepada masyarakat dan telah dicatatkan pada Bursa Efek Indonesia pada tanggal 10 Desember 2009.

On November 30, 2009, the Company obtained the Notice of Effectivity from the Chairman of the Capital Market and Financial Institutions Supervisory Agency (Bapepam and LK or currently Financial Services Authority/OJK) in his Letter No. S-10344/BL/2009 for its offering to the public of 100,000,000 shares at Rp 250 per share. On December 10, 2009, all of these shares were listed on the Indonesia Stock Exchange.

Pada tanggal 31 Desember 2022 dan 2021, seluruh saham Perusahaan sejumlah 770.552.320 saham telah tercatat di Bursa Efek Indonesia.

As of December 31, 2022 and 2021, all of the Company's shares totalling 770,552,320 shares are listed in the Indonesia Stock Exchange.

c. Entitas Anak yang Dikonsolidasikan

Perusahaan mempunyai penyertaan saham, baik secara langsung maupun tidak langsung pada entitas anak berikut ini:

c. Consolidated Subsidiaries

The Company's subsidiaries owned directly or indirectly follows:

Entitas Anak/*Subsidiaries*	Domisili/ *Domicile*	Jenis Usaha/ *Nature of Business*	Tahun Awal Operasi Komersial/ *Year of Start of Commersial Operation*	Persentase Kepemilikan Efektif dan Hak Suara/ *Effective Percentage of Ownership Interest and Voting Rights*		Jumlah Aset (Sebelum Eliminasi)/ *Total Assets (Before Elimination)*	
				31 Desember/ *December 31,* 2022	31 Desember/ *December 31,* 2021	31 Desember/ *December 31,* 2022	31 Desember/ *December 31,* 2021
				%	%		
Pemilikan Langsung/*Direct Ownership:*							
Golden Energy and Resources Limited (GEAR)	Singapura/ *Singapore*	Penyertaan saham/ *Investment holding*	1995	77,486	86,870	4.896.706.876	1.568.053.147
PT Rolimex Kimia Nusamas (RKN)	Jakarta	Perdagangan/ *Trading*	1989	99,504	99,504	158.037.795	72.302.532
PT Bumi Kencana Eka Sejahtera (BKES)	Jakarta	Penyertaan saham/ *Investment holding*	-	99,999	99,999	33.518.552	33.682.584
PT DSST Mas Gemilang (DSST)	Jakarta	Penyertaan saham/ *Investment holding*	-	99,999	99,999	573.897.568	204.764.575
PT DSSA Mas Infrastruktur (DSSI)	Jakarta	Penyertaan saham/ *Investment holding*	-	99,737	99,737	3.179.519	3.468.902
PT DSSE Energi Mas Utama (DSSE EMU)	Jakarta	Penyertaan saham/ *Investment holding*	2020	99,999	99,999	168.689.344	332.399.364
PT Energi Mas Anugerah Semesta (EMAS)	Tangerang	Penyertaan saham/ *Investment holding*	-	99,999	99,999	901.058	993.620
PT Sinarmas Sukses Sejahtera (SSS)	Jakarta	Penyertaan saham/ *Investment holding*	-	99,998	99,998	715.495	762.658
Pemilikan Tidak Langsung/*Indirect Ownership:*							
PT Golden Energy Mines Tbk (GEM) (melalui/*through* GEAR)	Jakarta	Perdagangan batubara/ *Coal trading*	2010	48,428	54,294	1.129.086.804	829.026.937
Anrof Singapore Limited (ANROF) (melalui/*through* GEAR)	Mauritius	Penyertaan saham/ *Investment holding*	-	77,486	86,870	15.101.049	15.101.099
Poh Lian (Cambodia) Ltd. (POH LIAN Cambodia) (melalui/*through* GEAR)	Kamboja/ *Cambodia*	Penyertaan saham/ *Investment holding*	-	77,486	86,870	-	-
Able Advance Limited (AAL) (melalui/*through* GEAR)	Kepulauan Virgin Britania/ *BritishVirgin Island*	Penyertaan saham/ *Investment holding*	-	77,486	86,870	724	7.962
GEAR Trading Enterprise Pte. Ltd. (GTE) (melalui/*through* GEAR)	Singapura/ *Singapore*	Perdagangan/ *Trading*	2018	77,486	86,870	11.967.021	12.734.833
Golden Investments (Australia) Pte. Ltd. (GIA) (melalui/*through* GEAR)	Singapura/ *Singapore*	Penyertaan saham/ *Investment holding*	-	77,486	86,870	3.390.980.444	406.663.764
Golden Investments (Australia) II Pte. Ltd. (GIA II) (melalui/*through* GEAR)	Singapura/ *Singapore*	Penyertaan saham/ *Investment holding*	-	77,486	86,870	70.223.679	38.663.021
GEAR Innovation Network Pte. Ltd. (GIN) (melalui/*through* GEAR)	Singapura/ *Singapore*	Penelitian dan pengembangan/ *Research and development*	-	77,486	86,870	1.617.698	1.099.588
GEAR Renewables Pte. Ltd. (GR) (melalui/*through* GEAR)	Singapura/ *Singapore*	Investasi proyek energi terbarukan/ *Investment in renewable energy projects*	-	77,486	86,870	2.835.656	3.506.601
PT Hutan Rindang Banua (HRB) (melalui/*through* ANROF)	Jakarta	Kehutanan/ *Forestry*	2007	77,486	86,870	38.093.872	39.076.622

Entitas Anak/*Subsidiaries*	Domisili/ *Domicile*	Jenis Usaha/ *Nature of Business*	Tahun Awal Operasi Komersial/ *Year of Start of Commersial Operation*	Persentase Kepemilikan Efektif dan Hak Suara/ *Effective Percentage of Ownership Interest and Voting Rights*		Jumlah Aset (Sebelum Eliminasi)/ *Total Assets (Before Elimination)*	
				31 Desember/ *December 31,* 2022	31 Desember/ *December 31,* 2021	31 Desember/ *December 31,* 2022	31 Desember/ *December 31,* 2021
				%	%		
Pemilikan Tidak Langsung/*Indirect Ownership:*							
PT Marga Buana Bumi Mulia (MBBM) (melalui/*through* ANROF)	Jakarta	Pengolahan bubur kertas/ *Pulp mill*	-	77,486	86,870	536.128	538.516
Stanmore Resources Limited (Stanmore) (melalui/*through* GIA)	Australia	Perdagangan dan pertambangan batubara/ *Trading and coal mining*	2016	49,601	65,439	859.395.189	61.565.840
Mackenzie Coal Pty. Limited (melalui/*through* Stanmore)	Australia	Eksplorasi batubara/ *Coal exploration*	-	49,601	65,439	2.447.295	-
Comet Coal & Coke Pty. Limited (melalui/*through* Stanmore)	Australia	Eksplorasi batubara/ *Coal exploration*	-	49,601	65,439	12.437.998	8.899.888
Belview Coal Pty. Ltd. (melalui/*through* Stanmore)	Australia	Eksplorasi batubara/ *Coal exploration*	-	49,601	65,439	10.587.767	9
Belview Expansion Pty. Ltd. (melalui/*through* Stanmore)	Australia	Eksplorasi batubara/ *Coal exploration*	-	49,601	65,439	-	-
Stanmore Coal Custodians Pty. Ltd. (melalui/*through* Stanmore)	Australia	Wali amanat dana saham karyawan Stanmore/ *Trustee of Stanmore employee share trust*	-	49,601	65,439	-	-
Emerald Coal Pty. Ltd. (melalui/*through* Stanmore)	Australia	Eksplorasi batubara/ *Coal exploration*	-	49,601	65,439	44.113	-
New Cambria Pty. Ltd. (melalui/*through* Stanmore)	Australia	Eksplorasi batubara/ *Coal exploration*	-	49,601	65,439	33.790	-
Kerlong Coking Coal Pty. Ltd. (melalui/*through* Stanmore)	Australia	Eksplorasi batubara/ *Coal exploration*	-	49,601	65,439	17.666.804	-
Stanmore Surat Coal Pty. Ltd. (melalui/*through* Stanmore)	Australia	Eksplorasi batubara/ *Coal exploration*	-	49,601	65,439	660.933	-
Theresa Creek Coal Pty. Ltd. (melalui/*through* Stanmore)	Australia	Eksplorasi batubara/ *Coal exploration*	-	49,601	65,439	-	-
Stanmore Wotonga Pty. Ltd. (melalui/*through* Stanmore)	Australia	Eksplorasi dan pertambangan batubara/ *Coal exploration and mining*	-	49,601	65,439	68	-
Stanmore IP Coal Pty. Ltd. (melalui/*through* Stanmore)	Australia	Pertambangan batubara/ *Coal mining*	-	49,601	65,439	422.415.700	247.197.469
Stanmore IP South Pty. Ltd. (melalui/*through* Stanmore)	Australia	Eksplorasi batubara/ *Coal exploration*	-	49,601	65,439	9.879.247	9.460.186
Stanmore Bowen Coal Pty. Ltd. (melalui/*through* Stanmore)	Australia	Eksplorasi dan pertambangan batubara/ *Coal exploration and mining*	-	49,601	65,439	68	-
Isaac Plains Coal Management Pty. Ltd. (melalui/*through* Stanmore)	Australia	Eksplorasi dan pertambangan batubara/ *Coal exploration and mining*	-	49,601	65,439	7	7
Isaac Plains Sales & Marketing Pty. Ltd. (melalui/*through* Stanmore)	Australia	Eksplorasi dan pertambangan batubara/ *Coal exploration and mining*	-	49,601	65,439	-	-
Stanmore Green Pty. Ltd. (melalui/*through* Stanmore)	Australia	Energi terbarukan/ *Renewable energy*	-	49,601	65,439	-	-
Stanmore SMC Holdings Pty. Ltd. (SMCH) (melalui/*through* Stanmore)	Australia	Pertambangan batubara/ *Coal mining*	-	49,601	65,439	1.968.785.985	-
Shinning Spring Resources Ltd. (SSR) (melalui/*through* ANROF)	Kepulauan Virgin Britania/ *British Virgin Island*	Penyertaan saham/ *Investment holding*	-	77,486	86,870	2.517.313	2.517.313

Entitas Anak/*Subsidiaries*	Domisili/ *Domicile*	Jenis Usaha/ *Nature of Business*	Tahun Awal Operasi Komersial/ *Year of Start of Commersial Operation*	Persentase Kepemilikan Efektif dan Hak Suara/ *Effective Percentage of Ownership Interest and Voting Rights*		Jumlah Aset (Sebelum Eliminasi)/ *Total Assets (Before Elimination)*	
				31 Desember/ *December 31,* 2022	31 Desember/ *December 31,* 2021	31 Desember/ *December 31,* 2022	31 Desember/ *December 31,* 2021
				%	%		
Pemilikan Tidak Langsung/*Indirect Ownership:*							
Dampier Coal (Queensland) Pty. Ltd. (Dampier) (melalui/*through* SMCH)	Australia	Penyertaan saham/ *Investment holding*	-	49,601	-	455.706.147	-
Stanmore SMC Pty. Ltd. (SMC) (melalui/*through* Dampier)	Australia	Pertambangan batubara/ *Coal mining*	-	49,601	-	1.511.253.982	-
Red Mountain Infrastructure Pty. Ltd. (RMI) (melalui/*through* SMC)	Australia	Penanganan dan persiapan batu bara/ *Coal handling and preparation plant*	-	49,601	-	18.592.348	-
Pacificwood Investment Ltd. (PIL) (melalui/*through* SSR)	Mauritius	Penyertaan saham/ *Investment holding*	-	77,486	86,870	4.206	4.106
PT Mangium Anugerah Lestari (MALS) (melalui/*through* PIL)	Jakarta	Pengolahan kayu/ *Wood chip mill*	-	77,483	86,868	1.705.946	1.693.078
PT Roundhill Capital Indonesia (RCI) (melalui/*through* GEM)	Jakarta	Penyertaan saham dan perdagangan/ *Investment holding and trading*	2014	48,936	54,744	725.425.594	422.425.190
PT Kuansing Inti Makmur (KIM) (melalui/*through* GEM)	Jambi	Pertambangan batubara/ *Coal mining*	2005	48,428	54,294	102.398.882	104.016.631
PT Trisula Kencana Sakti (TKS) (melalui/*through* GEM)	Kalimantan Tengah/ *Central Kalimantan*	Pertambangan batubara/ *Coal mining*	2008	33,900	38,006	7.996.197	8.977.388
GEMS Trading Resources Pte. Ltd. (GEMSTR) (melalui/*through* GEM)	Singapura/ *Singapore*	Perdagangan/ *Trading*	2012	48,428	54,294	7.635.136	31.997.765
PT Karya Mining Solution (KMS) (melalui/*through* GEM)	Jakarta	Jasa pertambangan/ *Mining services*	-	48,428	54,294	754.187	823.064
PT GEMS Energy Indonesia (GEMS Energy) (melalui/*through* GEM)	Jakarta	Perdagangan/ *Trading*	-	48,433	54,298	129.667	142.929
PT Era Mitra Selaras (EMS) (melalui/*through* GEM)	Jakarta	Penyertaan saham/ *Investment holding*	-	48,428	54,294	996.361	1.168.653
PT Dwikarya Sejati Utama (DSU) (melalui/*through* GEM)	Jakarta	Modal ventura dan manajemen konsultasi/ *Venture capital and consultant management*	-	48,428	54,294	130.463.523	109.256.587
PT Unsoco (Unsoco) (melalui/*through* GEM)	Jakarta	Jasa konsultasi manajemen/ *Management consultant services*	-	48,428	54,294	73.433	81.158
PT Borneo Indobara (BORNEO) (melalui/*through* RCI)	Jakarta	Pertambangan batubara/ *Coal mining*	2005	48,481	54,235	619.513.620	310.393.886
PT Bara Harmonis Batang Asam (BHBA) (melalui/*through* KIM)	Jambi	Pertambangan batubara/ *Coal mining*	2010	48,428	54,294	1.142.595	1.176.461
PT Karya Cemerlang Persada (KCP) (melalui/*through* KIM)	Jambi	Pertambangan batubara/ *Coal mining*	2011	48,428	54,294	14.961.504	16.070.401
PT Bungo Bara Utama (BBU) (melalui/*through* KIM)	Jambi	Pertambangan batubara/ *Coal mining*	2017	48,428	54,294	24.282.215	35.983.511
PT Berkat Nusantara Permai (BNP) (melalui/*through* KIM)	Jambi	Pertambangan batubara/ *Coal mining*	-	48,428	54,294	19.876.666	20.003.467
PT Tanjung Belit Bara Utama (TBBU) (melalui/*through* KIM)	Jambi	Pertambangan batubara/ *Coal mining*	-	48,428	54,294	25.174.669	26.911.856
PT Kuansing Inti Sejahtera (KIS) (melalui/*through* KIM)	Jambi	Pertambangan batubara/ *Coal mining*	-	48,428	54,294	61.057	59.624

Entitas Anak/*Subsidiaries*	Domisili/ *Domicile*	Jenis Usaha/ *Nature of Business*	Tahun Awal Operasi Komersial/ *Year of Start of Commersial Operation*	Persentase Kepemilikan Efektif dan Hak Suara/ *Effective Percentage of Ownership Interest and Voting Rights*		Jumlah Aset (Sebelum Eliminasi)/ *Total Assets (Before Elimination)*	
				31 Desember/ *December 31,* 2022	31 Desember/ *December 31,* 2021	31 Desember/ *December 31,* 2022	31 Desember/ *December 31,* 2021
				%	%		
Pemilikan Tidak Langsung/*Indirect Ownership:*							
PT Bungo Bara Makmur (BBM) (melalui/*through* BBU)	Jambi	Pertambangan batubara/ *Coal mining*	2019	48,428	54,294	12.288.065	3.827.837
PT Wahana Rimba Lestari (WRL) (melalui/*through* EMS dan/*and* KIM)	Jakarta	Pertambangan batubara/ *Coal mining*	-	48,428	54,294	812.195	923.907
PT Berkat Satria Abadi (BSA) (melalui/*through* EMS dan/*and* KIM)	Jakarta	Pertambangan batubara/ *Coal mining*	-	48,428	54,294	179.392	211.078
PT Duta Sarana Internusa (DSI) (melalui/*through* DSU)	Jakarta	Jasa konsultasi manajemen/ *Management consultant services*	-	48,428	54,294	130.435.799	109.218.038
PT Barasentosa Lestari (BSL) (melalui/*through* DSI dan/*and* Unsoco)	Jakarta	Pertambangan batubara dan pengembangan pembangkit listrik mulut tambang/ *Coal mining and development of mine mouth power plants*	2015	48,428	54,294	130.303.594	108.814.645
PT Rolimex Suburin Hutani Persada (RSHP) (melalui/*through* RKN)	Jakarta	Perdagangan pupuk/ *Fertilizer trading*	-	69,653	69,653	28.254	30.260
PT Citra Alam Indah (CAI) (melalui/*through* BKES)	Jakarta	Perdagangan/ *Trading*	-	99,999	99,999	4.210.802	1.814.786
PT Andalan Satria Lestari (ASL) (melalui/*through* DSSE EMU)	Jakarta	Perdagangan/ *Trading*	2015	99,999	99,999	37.252.814	30.474.020
PT Nusantara Indah Lestari (NIL) (melalui/*through* ASL)	Jakarta	Perdagangan dan pertambangan batubara/ *Trading and coal mining*	-	99,999	99,999	947.142	1.002.289
PT Wahana Alam Lestari (WAL) (melalui/*through* ASL)	Jakarta	Perdagangan dan pertambangan batubara/ *Trading and coal mining*	-	99,999	99,999	7.695	10.785
PT Manggala Alam Lestari (MAL) (melalui/*through* ASL)	Jakarta	Pertambangan batubara/ *Coal mining*	2015	99,998	99,999	27.846.640	21.111.857
PT Rimba Subur Lestari (RSL) (melalui/*through* ASL)	Sumatera Selatan/ *South Sumatera*	Pertambangan batubara/ *Coal mining*	-	99,999	99,999	564.172	602.626
PT Buana Bara Ekapratama (BBEP) (melalui/*through* ASL)	Jakarta	Pertambangan batubara/ *Coal mining*	2017	99,999	99,999	8.976.516	8.195.372
PT Duta Alam Ekapratama (DAE) (melalui/*through* ASL)	Jakarta	Pertambangan batubara/ *Coal mining*	-	99,999	99,999	523.798	584.740
PT Andalan Satria Abadi (ASA) (melalui/*through* ASL)	Jakarta	Pertambangan batubara/ *Coal mining*	-	99,999	99,999	776.477	821.424
PT Duta Alam Jaya (DAJ) (melalui/*through* ASL)	Jakarta	Pertambangan batubara/ *Coal mining*	-	99,999	99,999	409.430	410.116
PT Buana Inti Citraprima (BIC) (melalui/*through* ASL)	Jakarta	Pertambangan batubara/ *Coal mining*	-	99,999	99,999	862.290	930.900
PT Citra Alam Cahaya (CAC) (melalui/*through* ASL)	Jakarta	Pertambangan batubara/ *Coal mining*	-	99,999	99,999	417.396	449.774
PT Cahaya Nusa Pratama (CNP) (melalui/*through* ASL)	Jakarta	Pertambangan batubara/ *Coal mining*	-	99,999	99,999	580.194	633.497
PT Nusa Indah Permai (NIP) (melalui/*through* MAL)	Sumatera Selatan/ *South Sumatera*	Pertambangan batubara/ *Coal mining*	-	99,995	99,995	1.336.182	1.455.509

Entitas Anak/*Subsidiaries*	Domisili/ *Domicile*	Jenis Usaha/ *Nature of Business*	Tahun Awal Operasi Komersial/ *Year of Start of Commersial Operation*	Persentase Kepemilikan Efektif dan Hak Suara/ *Effective Percentage of Ownership Interest and Voting Rights*		Jumlah Aset (Sebelum Eliminasi)/ *Total Assets (Before Elimination)*	
				31 Desember/ *December 31,* 2022	31 Desember/ *December 31,* 2021	31 Desember/ *December 31,* 2022	31 Desember/ *December 31,* 2021
				%	%		
Pemilikan Tidak Langsung/*Indirect Ownership:*							
PT Cahaya Bara Pratama (CBP) (melalui/*through* CNP)	Jakarta	Pertambangan batubara/ *Coal mining*	-	99,999	99,999	104.171	121.040
PT Cahaya Amanah Sentosa (CAS) (melalui/*through* CAC)	Jakarta	Pertambangan batubara/ *Coal mining*	-	99,999	99,999	55.503	73.397
PT Innovate Mas Utama (IMU) (melalui/*through* DSST)	Jakarta	Penyertaan saham/ *Investment holding*	-	99,999	99,999	190.460.983	150.573.704
Golden Multimedia Holdings Pte. Ltd. (Golden) (melalui/*through* DSST)	Singapura/ *Singapore*	Penyertaan saham/ *Investment holding*	-	99,999	99,999	25.198.245	20.984.972
Celesta Prime Technology Pte. Ltd. (Celesta) (melalui/*through* Golden)	Singapura/ *Singapore*	Penyertaan saham/ *Investment holding*	-	99,999	99,999	1.818	2.036
Dalligent Solutions Pte. Ltd. (DSPL) (melalui/*through* Golden)	Singapura/ *Singapore*	Penyertaan saham/ *Investment holding*	-	62,999	70,000	22.347.534	20.973.570
PT Dalligent Solusi Indonesia (DSInd) (melalui/*through* DSPL)	Jakarta	Informasi dan komunikasi/ *Information and communication*	2020	63,007	70,005	1.352.388	2.533.320
Beijing Shuzhifang Technology Co., Ltd. (BST) (melalui/*through* DSPL)	Beijing	Penelitian ilmiah dan jasa teknologi/ *Scientific research and technology service*	2020	62,999	70,000	4.742.015	3.208.788
Sunshine Network Pte. Ltd. (Sunshine) (melalui/*through* Celesta)	Singapura/ *Singapore*	Penyertaan saham/ *Investment holding*	-	99,999	99,999	1.307	1.454
PT Dian Semesta Sentosa (DSMT) (melalui/*through* DSST)	Jakarta	Penyertaan saham/ *Investment holding*	-	99,999	99,999	22.219.686	29.978.198
PT Buana Mas Sejahtera (BMS) (melalui/*through* DSST)	Jakarta	Penyertaan saham/ *Investment holding*	-	99,999	99,999	2.375.295	2.986.867
PT DSST Dana Gemilang (DSST DG) (melalui/*through* DSST)	Jakarta	Penyertaan saham/ *Investment holding*	-	99,999	99,999	199.497.695	175.198
PT Dian Semesta Investasi (DSMI) (melalui/*through* DSST)	Jakarta	Penyertaan saham/ *Investment holding*	-	99,999	-	11.211.466	-
PT DSST Video Gemilang (DSST VG) (melalui/*through* DSST)	Jakarta	Penyertaan saham/ *Investment holding*	-	99,999	-	23.312.522	-
PT Buana Bumi Energi (BBE) (melalui/*through* DSSI)	Jakarta	Penyertaan saham/ *Investment holding*	-	99,730	99,730	2.190.073	2.403.851
Golden Prime Power Pte. Ltd. (GPP) (melalui/*through* SSS)	Singapura/ *Singapore*	Penyertaan saham/ *Investment holding*	-	99,998	99,998	128.486	148.404
Shining Energy Pte. Ltd. (SE) (melalui/*through* SSS)	Singapura/ *Singapore*	Penyertaan saham/ *Investment holding*	-	99,998	99,998	274.408	354.493
Alpha Prime Services Pte. Ltd. (APS) (melalui/*through* SSS)	Singapura/ *Singapore*	Penyertaan saham/ *Investment holding*	-	99,998	99,998	104.060	118.445
PT DSSP Power Mas Sejahtera (DSSP PMS) (melalui/*through* DSSE EMU)	Jakarta	Penyertaan saham/ *Investment holding*	-	99,999	99,999	15.967	17.630
PT Andalan Mas Sejahtera (AMS) (melalui/*through* DSSE EMU)	Jakarta	Penyertaan saham/ *Investment holding*	-	99,999	99,999	47.816.392	80.600.176
PT DSSP Power Sentosa (DSSP PSentosa) (melalui/*through* DSSE EMU)	Jakarta	Jasa penunjang tenaga listrik/ *Power generation supportive services*	-	99,998	99,999	641.599	702.385
Hillmas Coal Pte. Ltd. (Hillmas) (melalui/*through* AMS)	Singapura/ *Singapore*	Penyertaan saham/ *Investment holding*	-	99,999	99,999	17.030.854	46.759.045

Entitas Anak/*Subsidiaries*	Domisili/ *Domicile*	Jenis Usaha/ *Nature of Business*	Tahun Awal Operasi Komersial/ *Year of Start of Commersial Operation*	Persentase Kepemilikan Efektif dan Hak Suara/ *Effective Percentage of Ownership Interest and Voting Rights*		Jumlah Aset (Sebelum Eliminasi)/ *Total Assets (Before Elimination)*	
				31 Desember/ *December 31,* 2022	31 Desember/ *December 31,* 2021	31 Desember/ *December 31,* 2022	31 Desember/ *December 31,* 2021
				%	%		
Pemilikan Tidak Langsung/*Indirect Ownership:*							
PT Persada Makmur Sejahtera (PMS) (melalui/*through* AMS)	Jakarta	Pertambangan batubara/ *Coal mining*	-	91,488	91,489	2.243.228	2.468.278
PT Persada Makmur Selaras Dua (PMS Dua) (melalui/*through* PMS)	Jakarta	Pertambangan batubara/ *Coal mining*	-	95,658	95,659	691.525	809.050
PT Surya Kalimantan Sejati (SKS) (melalui/*through* AMS)	Jakarta	Pertambangan batubara/ *Coal mining*	2019	98,499	98,499	31.690.208	38.866.711
PT Surya Kalimantan Sejati Dua (SKS Dua) (melalui/*through* SKS)	Jakarta	Pertambangan batubara/ *Coal mining*	-	99,234	99,234	646.386	793.327
Kalteng Investment Pte. Ltd. (KALTENG) (melalui/*through* Hillmas)	Singapura/ *Singapore*	Penyertaan saham/ *Investment holding*	-	99,999	99,999	38.538	38.656
Shaanxi North West Power Corporation (Singapore) Pte. Ltd. (SNWP) (melalui/*through* Hillmas)	Singapura/ *Singapore*	Penyertaan saham/ *Investment holding*	-	99,999	99,999	1.261	1.381
PT Daya Anugerah Sejati Utama (DASU) (melalui/through DSSE EMU)	Jakarta	Penyertaan saham/ *Investment holding*	-	99,999	99,999	172.509	23.591
PT Daya Sukses Makmur Selaras (DSMS) (melalui/through DASU)	Jakarta	Penyertaan saham/ *Investment holding*	-	99,999	99,999	158.202	23.202
PT Daya Mas Geopatra Energi (DMGE) (melalui/through DSMS)	Jakarta	Penyertaan saham/ *Investment holding*	-	89,999	-	156.289	-
PT Daya Mas Geopatra Pangrango (DMGP) (melalui/through DMGE)	Jakarta	Pengusahaan tenaga panas bumi/ *Geothermal power business*	-	90,000	-	155.194	-
PT Daya Surya Mas Makmur (DSMM) (melalui/*through* DASU)	Jakarta	Penyertaan saham *Investment holding*	-	99,999	-	13.127	-
PT Innovate Mas Indonesia (IMI) (melalui/*through* EMR)	Jakarta	TV berbayar/ *Pay TV*	2011	99,999	99,999	82.551.068	145.484.239
PT Eka Mas Republik (EMR) (melalui/*through* IMU)	Jakarta	Penyedia jasa internet/ *Internet service provider*	2011	99,999	99,999	190.327.112	150.425.457
PT Kupu Era Medika (KEM) (melalui/*through* DSST)	Jakarta	Penyertaan saham dan konsultasi manajemen lainnya/ *Investment holding and others management consultant*	-	99,999	-	75.655	-
PT Kupu Medika Prima (KMP) (melalui/*through* KEM)	Jakarta	Medis/ *Medical*	-	99,999	-	15.892	-
PT Kupu Medika Sejahtera (KMS) (melalui/*through* KEM)	Jakarta	Medis/ *Medical*	-	99,999	-	15.892	-

Informasi keuangan GEAR yang dimiliki oleh kepentingan nonpengendali dalam jumlah material untuk tahun-tahun yang berakhir tanggal 31 Desember 2022 dan 2021 adalah sebagai berikut:

Financial information of GEAR that has material non-controlling interests for the years ended December 31, 2022 and 2021 are as follows:

Laporan posisi keuangan konsolidasian:

Consolidated statements of financial position:

	2022	2021	
Aset lancar	1.843.450.693	734.998.253	Current assets
Aset tidak lancar	3.053.256.183	833.054.894	Noncurrent assets
Jumlah aset	4.896.706.876	1.568.053.147	Total assets

	2022	2021	
Liabilitas jangka pendek	1.401.024.051	463.712.355	Current liabilities
Liabilitas jangka panjang	1.514.913.585	451.295.920	Noncurrent liabilities
Jumlah liabilitas	2.915.937.636	915.008.275	Total liabilities
Jumlah ekuitas	1.980.769.240	653.044.872	Total equity
Jumlah ekuitas yang teratribusikan pada:			Total equity attributable to:
Pemilik entitas induk	1.266.957.051	486.706.903	Owners of the parent company
Kepentingan nonpengendali	713.812.189	166.337.969	Non-controlling interests

Laporan laba rugi dan penghasilan komprehensif lain konsolidasian:

Consolidated statements of profit or loss and other comprehensive income:

	2022	2021	
Pendapatan	5.616.802.972	1.874.096.560	Revenues
Laba sebelum pajak	1.605.520.499	381.910.358	Profit before tax
Rugi komprehensif lain	(26.409.523)	(44.565.472)	Other comprehensive loss
Jumlah penghasilan komprehensif	1.254.437.252	206.694.142	Total comprehensive income
Jumlah penghasilan komprehensif yang teratribusikan kepada kepentingan nonpengendali	564.966.465	134.658.096	Comprehensive income attributable to non-controlling interests

Laporan arus kas konsolidasian:

Consolidated statements of cash flows:

	2022	2021	
Operasi	1.732.833.937	377.671.135	Operating
Investasi	(1.429.768.583)	(145.938.944)	Investing
Pendanaan	295.761.361	(110.480.647)	Financing
Kenaikan bersih kas dan setara kas	598.826.715	121.251.544	Net increase in cash and cash equivalents

Dividen

GEM

Berdasarkan Pernyataan Keputusan Sirkular Direksi GEM, seluruh anggota Direksi GEM dengan persetujuan Dewan Komisaris GEM pada tanggal 27 Mei 2022 memutuskan membagikan dividen interim I untuk tahun buku 2022 sebesar US$ 120.000.000 atau US$ 0,0204 per lembar saham kepada para pemegang saham.

Berdasarkan Pernyataan Keputusan Sirkular Direksi GEM, seluruh anggota Direksi GEM dengan persetujuan Dewan Komisaris GEM pada tanggal 31 Agustus 2022 memutuskan membagikan dividen interim II untuk tahun buku 2022 sebesar US$ 200.000.000 atau US$ 0,0340 per lembar saham kepada para pemegang saham.

Dividends

GEM

Based on the Circular Statement of GEM's Board of Directors, all members of GEM's Board of Directors with the approval of the GEM's Board of Commissioners on May 27, 2022 decided to distribute the first interim dividend for the year 2022 amounting to US$ 120,000,000 or US$ 0.0204 per share to shareholders.

Based on the Circular Statement of GEM's Board of Directors, all members of GEM's Board of Directors with the approval of the GEM's Board of Commissioners on August 31, 2022 decided to distribute the second interim dividend for the year 2022 amounting to US$ 200,000,000 or US$ 0.0340 per share to shareholders.

Berdasarkan Pernyataan Keputusan Sirkular Direksi GEM seluruh anggota Direksi GEM dengan persetujuan Dewan Komisaris GEM pada tanggal 27 Oktober 2022 memutuskan membagikan dividen interim III untuk tahun buku 2022 sebesar US$ 100.000.000 atau US$ 0,017 per lembar saham kepada para pemegang saham.

Based on the Circular Statement of GEM's Board of Directors, all members of GEM's Board of Directors with the approval of GEM's Board of Commissioners on October 27, 2022 decided to distribute the third interim dividend for the year 2022 amounting to US$ 100,000,000 or US$ 0.017 per share to shareholders.

Berdasarkan Akta Berita Acara Rapat Umum Pemegang Saham Tahunan No. 105 tanggal 24 Mei 2022, para pemegang saham GEM menyetujui pembagian dividen sebesar US$ 330.000.000 sebagai dividen final tahun buku 2021 dimana sebagian dari jumlah dividen yaitu masing-masing sebesar US$ 75.000.000, US$ 60.000.000, US$ 60.000.000 dan US$ 110.000.000 telah dibagikan sebagai dividen interim 1, 2, 3, dan 4, serta telah dibayarkan kepada seluruh pemegang saham pada tanggal 4 Mei 2021, 31 Agustus 2021, 7 Desember 2021 dan 18 Januari 2022. Sehingga sisanya adalah sebesar US$ 25.000.000 sebagai dividen final yang telah dibayarkan kepada seluruh pemegang saham pada tanggal 15 Juni 2022.

Based on Memorandum of Annual Stockholders' Meeting No. 105 dated May 24, 2022, all of GEM's shareholders agreed to distribute dividend amounting to US$ 330,000,000 as a final dividend for the year 2021 of which US$ 75,000,000, US$ 60,000,000, US$ 60,000,000 and US$ 110,000,000 had been distributed as dividends interim 1, 2, 3, and 4, also had been paid to shareholders on May 4, 2021, August 31, 2021, December 7, 2021 and January 18, 2022, respectively. Therefore, US$ 25,000,000 as a final dividend had been paid on June 15, 2022 to shareholders.

Berdasarkan Pernyataan Keputusan Sirkular Direksi GEM, seluruh anggota Direksi GEM dengan persetujuan Dewan Komisaris GEM pada tanggal 24 Desember 2021 memutuskan membagikan dividen interim IV untuk tahun buku 2021 sebesar US$ 110.000.000 atau US$ 0,0187 per lembar saham kepada para pemegang saham.

Based on the Circular Statement of the Board of Directors of GEM, all members of GEM's Board of Commissioners on December 24, 2021 decided to distribute the fourth interim dividend for the year 2021 amounting to US$ 110,000,000 or US$ 0.0187 per share to shareholders.

Berdasarkan Pernyataan Keputusan Sirkular Direksi GEM, seluruh anggota Direksi GEM dengan persetujuan Dewan Komisaris GEM pada tanggal 12 November 2021 memutuskan membagikan dividen interim III untuk tahun buku 2021 sebesar US$ 60.000.000 atau US$ 0,0102 per lembar saham kepada para pemegang saham.

Based on the Circular Statement of the Board of Directors of GEM, all members of GEM's Board of Commissioners on November 12, 2021 decided to distribute the third interim dividend for the year 2021 amounting to US$ 60,000,000 or US$ 0.0102 per share to shareholders.

Berdasarkan Pernyataan Keputusan Sirkular Direksi GEM, seluruh anggota Direksi GEM dengan persetujuan Dewan Komisaris GEM pada tanggal 5 Agustus 2021 memutuskan membagikan dividen interim II untuk tahun buku 2021 sebesar US$ 60.000.000 atau US$ 0,0102 per lembar saham kepada para pemegang saham.

Based on the Circular Statement of the Board of Directors of GEM, all members of GEM's Board of Commissioners on August 5, 2021 decided to distribute the second interim dividend for the year 2021 amounting to US$ 60,000,000 or US$ 0.0102 per share to shareholders.

Berdasarkan Akta Berita Acara Rapat Umum Pemegang Saham Tahunan No. 38 tanggal 6 Mei 2021, para pemegang saham GEM menyetujui untuk menyetujui untuk menetapkan dividen sebesar US$ 125.000.000 sebagai dividen final tahun buku 2020 di mana sebagian dari jumlah dividen, yaitu masing-masing sebesar US$ 20.000.000 dan US$ 30.000.000, telah dibagikan sebagai dividen dan telah dibayarkan kepada seluruh pemegang saham pada tanggal 22 Desember 2020 dan 15 Januari 2021. Sehingga, sisanya adalah sebesar US$ 75.000.000 sebagai dividen final yang telah dibayarkan kepada seluruh pemegang saham pada tanggal 28 Mei 2021.

Based on Memorandum of Annual Stockholders' Meeting No. 38 dated May 6, 2021, all of the Company's shareholders agreed to declare dividend amounting to US$ 125,000,000 as a final dividend for the year 2020 of which US$ 20,000,000 and US$ 30,000,000 have been distributed as dividends and have been paid to shareholders on December 22, 2020 and January 15, 2021, respectively. Therefore, US$ 75,000,000 as a final dividend has been paid on May 28, 2021 to shareholders.

Berdasarkan Pernyataan Keputusan Sirkular Direksi GEM, seluruh anggota Direksi GEM dengan persetujuan Dewan Komisaris GEM pada tanggal 19 April 2021 memutuskan membagikan dividen interim I untuk tahun buku 2021 sebesar US$ 75.000.000 atau US$ 0,01275 per lembar saham kepada para pemegang saham.

Based on the Circular Statement of the Board of Directors of GEM, all members of GEM's Board of Commissioners on April 19, 2021 decided to distribute the first interim dividend for the year 2021 amounting to US$ 75,000,000 or US$ 0.01275 per share to shareholders.

RKN

Berdasarkan Pernyataan Para Pemegang Saham RKN, yang telah didokumentasikan dalam Akta No. 28 tanggal 22 Desember 2022, dari Lanawaty Darmadi, S.H., M.M., M.Kn., notaris di Jakarta, seluruh anggota Direksi RKN memutuskan membagikan dividen interim untuk tahun buku 2022 sebesar Rp 7.810.500.000 atau Rp 100,43 per lembar saham kepada para pemegang saham.

RKN

Based on the Statement of RKN's Shareholders, which has been documented in Deed No. 28 dated December 22, 2022, of Lanawaty Darmadi, S.H., M.M., M.Kn., notary in Jakarta, all members of the Board of Directors of RKN decided to distribute interim dividend for the year 2022 amounting to Rp 7,810,500,000 or Rp 100.43 per share to shareholders .

Perubahan dalam Mata Uang Fungsional Entitas Anak

Efektif tanggal 1 Mei 2022, GEAR dan Stanmore, entitas anak, mengubah mata uang fungsionalnya dari Dolar Singapura (GEAR) dan Dolar Australia (Stanmore) menjadi Dolar Amerika Serikat. Karena Dolar Amerika Serikat mencerminkan substansi ekonomi dari kejadian dan kondisi entitas anak, Manajemen menyimpulkan bahwa Dolar Amerika Serikat adalah mata uang pada lingkungan ekonomi utama dimana entitas beroperasi. Perubahan dalam mata uang fungsional ini telah diperlakukan secara prospektif dengan menjabarkan semua pos posisi keuangan ke dalam mata uang fungsional yang baru menggunakan kurs pada tanggal perubahan.

Change in Functional Currency of Subsidiaries

Effective May 1, 2022, GEAR and Stanmore, subsidiaries, changed their functional currency from Singapore Dollar (GEAR) and Australia Dollar (Stanmore) to United States Dollar. As United States Dollar reflects the economic substance of the underlying events and circumstances of the subsidiaries, the Management concluded that United States Dollar is the currency of the primary economic environment in which the entity operates. This change in functional currency has been accounted for prospectively by translating all financial position items using the prevailing exchange rate at the date of change in functional currency.

Perubahan Modal Entitas Anak pada Tahun 2022

GEAR

Pada tanggal 7 Maret 2022, GEAR, entitas anak, telah menyelesaikan penambahan modal 285.000.000 lembar saham kepada pihak ketiga dengan harga pengalihan sebesar US$ 62.996.000 yang menyebabkan kepemilikan Perusahaan dalam GEAR terdilusi dari 86,870% menjadi 77,486%.

Stanmore

Pada bulan Maret 2022, GEAR (melalui GIA), entitas anak, meningkatkan penyertaan saham pada Stanmore sebanyak 373.317.737 saham dengan harga pengalihan sebesar US$ 300.000.000. Setelah penawaran umum saham yang di lakukan oleh Stanmore, kepemilikan efektif GEAR pada Stanmore terdilusi dari 75,33% menjadi 64,01%.

DSSE EMU

Berdasarkan Akta No. 42 tanggal 26 April 2022 dari Lanawaty Darmadi, S.H., M.M., M.Kn., notaris di Jakarta, para pemegang saham DSSE EMU telah menyetujui untuk menurunkan modal ditempatkan dan disetor DSSE EMU dari Rp 1.490.906.000.000 terbagi atas 1.490.906 saham menjadi berjumlah Rp 770.906.000.000 terbagi atas 770.906 saham dengan cara menarik kembali 720.000 saham dan mengembalikan seluruh modal ditempatkan dan disetor sejumlah Rp 720.000.000.000 dari saham yang ditarik tersebut kepada Perusahaan.

Berdasarkan Akta No. 38 tanggal 26 Desember 2022 dari Lanawaty Darmadi, S.H., M.M., M.Kn., notaris di Jakarta, para pemegang saham DSSE EMU menyetujui untuk meningkatkan modal ditempatkan dan disetor DSSE EMU dari sebesar Rp 770.906.000.000 yang terbagi atas 770.906 saham dengan nilai nominal Rp 1.000.000 menjadi Rp 781.151.000.000 yang terbagi atas 781.151 saham melalui pengeluaran saham baru sebanyak 10.245 saham atau sebesar Rp 10.245.000.000 yang diambil seluruhnya oleh Perusahaan.

2022 Changes in Capital of Subsidiaries

GEAR

On March 7, 2022, GEAR, a subsidiary, has completed 285,000,000 placement shares to third parties with a consideration price of US$ 62,996,000, which resulted in a dilution in the Company's ownership in GEAR from 86.870% to 77.486%.

Stanmore

In March 2022, GEAR (through GIA), a subsidiary, increased its ownership in shares of Stanmore by 373,317,737 shares with a consideration price of US$ 300,000,000. Following the public offering of shares conducted by Stanmore, GEAR's effective ownership in Stanmore was diluted from 75.33% to 64.01%.

DSSE EMU

Based on Deed No. 42 dated April 26, 2022 of Lanawaty Darmadi, S.H., M.M., M.Kn., a public notary in Jakarta, the shareholders of DSSE EMU have approved to decrease its issued and paid-up capital DSSE EMU from Rp 1,490,906,000,000 consisting of 1,490,906 shares to Rp 770,906,000,000 consisting of 770,906 shares by withdrawing 720,000 shares and returning all issued and paid-up capital of Rp 720,000,000,000 of the withdrawn shares to the Company.

Based on Deed No. 38 dated December 26, 2022 of Lanawaty Darmadi, S.H., M.M., M.Kn., a public notary in Jakarta, the shareholders of DSSE EMU agreed to increase its issued and paid-up capital from Rp 770,906,000,000 consisting of 770,906 shares with a nominal value of Rp 1,000,000 to Rp 781,151,000,000 consisting of 781,151 shares through the issuance of 10,245 new shares equivalent or amounting to Rp 10,245,000,000 which were all acquired by the Company.

DSST

Berdasarkan Akta No. 33 tanggal 26 Desember 2022 dari Lanawaty Darmadi, S.H., M.M., M.Kn., notaris di Jakarta, para pemegang saham DSST menyetujui untuk meningkatkan modal dasar dari sebesar Rp 6.000.000.000.000 yang terbagi atas 6.000.000 saham dengan nilai nominal Rp 1.000.000 menjadi Rp 15.000.000.000.000 yang terbagi atas 15.000.000 saham, menyetujui pengeluaran saham baru sebanyak 3.875.250 saham atau sebesar Rp 3.875.250.000.000 sehubungan dengan peningkatkan modal ditempatkan dan disetor dari Rp 3.507.295.000.000 yang terbagi atas 3.507.295 saham menjadi Rp 7.382.545.000.000 yang terbagi atas 7.382.545 saham yang diambil seluruhnya oleh Perusahaan.

DSST

Based on Deed No. 33 dated December 26, 2022 of Lanawaty Darmadi, S.H., M.M., M.Kn., a public notary in Jakarta, the shareholders of DSST agreed to increase its authorized capital from Rp 6,000,000,000,000 consisting of 6.000.000 shares with a nominal value of Rp 1,000,000 into Rp 15,000,000,000,000 consisting of 15,000,000 shares, approved the issuance of 3,875,250 new shares equivalent to Rp 3,875,250,000,000, thus, increasing the issued and paid-up capital from Rp 3.507.295.000.000 consisting of 3.507.295 shares to Rp 7,382,545,000,000 consisting of 7,382,545 shares which were all acquired by the Company.

Perubahan Modal Entitas Anak pada Tahun 2021

DSSE EMU

Berdasarkan Akta No. 37 tanggal 27 Desember 2021 dari Lanawaty Darmadi, S.H., M.M., M.Kn., notaris di Jakarta, para pemegang saham DSSE EMU menyetujui untuk meningkatkan modal ditempatkan dan disetor DSSE EMU dari sebesar Rp 1.488.768.000.000 yang terbagi atas 1.488.768 saham dengan nilai nominal Rp 1.000.000 menjadi Rp 1.490.906.000.000 yang terbagi atas 1.490.906 saham melalui pengeluaran saham baru sebanyak 2.138 saham atau sebesar Rp 2.138.000.000 yang diambil seluruhnya oleh Perusahaan.

2021 Changes in Capital of Subsidiaries

DSSE EMU

Based on Deed No. 37 dated December 27, 2021 of Lanawaty Darmadi, S.H., M.M., M.Kn., a public notary in Jakarta, the shareholders of DSSE EMU agreed to increase its issued and paid-up capital from Rp 1,488,768,000,000 consisting of 1,488,768 shares with a nominal value of Rp 1,000,000 to Rp 1,490,906,000,000 consisting of 1,490,906 shares through the issuance of 2,138 new shares equivalent or amounting to Rp 2,138,000,000 which were all acquired by the Company.

DSST

Berdasarkan Akta No. 14 tanggal 16 Agustus 2021 dari Lanawaty Darmadi, S.H., M.M., M.Kn., notaris di Jakarta, para pemegang saham DSST menyetujui untuk meningkatkan modal ditempatkan dan disetor DSST dari sebesar Rp 3.131.256.000.000 yang terbagi atas 3.131.256 saham dengan nilai nominal Rp 1.000.000 menjadi Rp 3.497.696.000.000 yang terbagi atas 3.497.696 saham yang diambil seluruhnya oleh Perusahaan.

DSST

Based on Deed No. 14 dated August 16, 2021 of Lanawaty Darmadi, S.H., M.M., M.Kn., a public notary in Jakarta, the shareholders of DSST agreed to increase its issued and paid-up capital from Rp 3,131,256,000,000 consisting of 3,131,256 shares with a nominal value of Rp 1,000,000 to Rp 3,497,696,000,000 consisting of 3,497,696 shares which were all acquired by the Company.

Berdasarkan Akta No. 1 tanggal 1 September 2021 dari Lanawaty Darmadi, S.H., M.M., M.Kn., notaris di Jakarta, para pemegang saham DSST menyetujui untuk mengubah nama PT DSSA Mas Sejahtera menjadi PT DSST Mas Gemilang.

Based on Deed No. 1 dated September 1, 2021 of Lanawaty Darmadi, S.H., M.M., M.Kn., a public notary in Jakarta, the shareholders DSST agreed to change PT DSSA Mas Sejahtera's name to PT DSST Mas Gemilang.

Berdasarkan Akta No. 38 tanggal 27 Desember 2021 dari Lanawaty Darmadi, S.H., M.M., M.Kn., notaris di Jakarta, para pemegang saham DSST menyetujui untuk meningkatkan modal ditempatkan dan disetor DSST dari sebesar Rp 3.497.696.000.000 yang terbagi atas 3.497.696 saham dengan nilai nominal Rp 1.000.000 menjadi Rp 3.507.295.000.000 yang terbagi atas 3.507.295 saham yang diambil seluruhnya oleh Perusahaan.

Based on Deed No. 38 dated December 27, 2021 of Lanawaty Darmadi, S.H., M.M., M.Kn., a public notary in Jakarta, the shareholders of DSST agreed to increase its issued and paid-up capital from Rp 3,497,696,000,000 consisting of 3,497,696 shares with a nominal value of Rp 1,000,000 to Rp 3,507,295,000,000 consisting of 3,507,295 shares which were all acquired by the Company.

SSS

Berdasarkan Akta No. 9 tanggal 21 Juli 2021 dari Lanawaty Darmadi, S.H., M.M., M.Kn., notaris di Jakarta, para pemegang saham SSS menyetujui untuk meningkatkan modal dasar dari sebesar Rp 400.000.000 yang terbagi atas 400 saham dengan nilai nominal Rp 1.000.000 menjadi Rp 28.000.000.000 yang terbagi atas 28.000 saham, menyetujui meningkatkan modal ditempatkan dan disetor dari Rp 100.000.000 terbagi atas 100 saham menjadi Rp 7.000.000.000 terbagi atas 7.000 saham yang diambil seluruhnya oleh Perusahaan.

SSS

Based on Deed No. 9 dated July 21, 2021 of Lanawaty Darmadi, S.H., M.M., M.Kn., a public notary in Jakarta, the shareholders of SSS agreed to increase its authorized capital from Rp 400,000,000 consisting of 400 shares with a nominal value of Rp 1,000,000 into Rp 28,000,000,000 consisting of 28,000 shares, approved increase its issued and paid-up capital from Rp 100,000,000 consisting of 100 shares to Rp 7,000,000,000 consisting of 7,000 shares which were all acquired by the Company.

Berdasarkan Akta No. 36 tanggal 27 Desember 2021 dari Lanawaty Darmadi, S.H., M.M., M.Kn., notaris di Jakarta, para pemegang saham SSS menyetujui untuk meningkatkan modal ditempatkan dan disetor SSS dari sebesar Rp 7.000.000.000 yang terbagi atas 7.000 saham dengan nilai nominal Rp 1.000.000 menjadi Rp 10.900.000.000 yang terbagi atas 10.900 saham yang diambil seluruhnya oleh Perusahaan.

Based on Deed No. 36 dated December 27, 2021 of Lanawaty Darmadi, S.H., M.M., M.Kn., a public notary in Jakarta, the shareholders of SSS agreed to increase its issued and paid-up capital from Rp 7,000,000,000 consisting of 7,000 shares with a nominal value of Rp 1,000,000 to Rp 10,900,000,000 consisting of 10,900 shares which were all acquired by the Company.

Akuisisi Entitas Anak pada Periode 2022

Acquisition of Subsidiaries in 2022

Dampier dan entitas anak

Pada tanggal 3 Mei 2022, Stanmore, entitas anak Grup, menyelesaikan akuisisi 80% saham ekuitas Stanmore SMC Pty. Ltd. (sebelumnya dikenal sebagai BHP Mitsui Coal Pty. Ltd.) (SMC) dan entitas yang dikendalikannya melalui akuisisi Dampier Coal (Queensland) Pty Ltd (Dampier) dengan nilai pengalihan sebesar US$ 1.526.336.323 terdiri dari imbalan kas sebesar US$ 1.223.351.687 dibayarkan pada saat penyelesaian, imbalan yang ditangguhkan sebesar US$ 100.000.000 jatuh tempo pada November 2022 dan imbalan kontinjensi hingga US$ 140.000.000 harus dibayarkan pada Agustus 2024.

Dampier and its subsidiaries

On May 3, 2022, Stanmore, a subsidiary of the Group, completed the acquisition of 80% equity interest of Stanmore SMC Pty. Ltd. (formerly known as BHP Mitsui Coal Pty Ltd) (SMC) and its controlled entity through the acquisition of Dampier Coal (Queensland) Pty Ltd (Dampier) for a consideration of US$ 1,526,336,323 comprising of cash of US$ 1,223,351,687 paid on completion, deferred consideration of US$ 100,000,000 due in November 2022 and up to US$ 140,000,000 contingent consideration payable in August 2024.

Rincian aset yang diakuisisi serta liabilitas yang diambil alih adalah sebagai berikut:

Recognized amounts of identifiable assets acquired and liabilities assumed are as follows:

Kas dan setara kas	62.984.427	Cash and cash equivalents
Piutang usaha	361.754.892	Trade accounts receivable
Biaya dibayar dimuka	1.002.957	Prepaid expenses
Persediaan	314.696.326	Inventories
Aset tetap	1.067.392.433	Property, plant and equipment
Aset pertambangan	1.175.269.129	Mine properties
Investasi jangka panjang	25.035.857	Long-term investments
	3.008.136.021	
Utang usaha, utang lain-lain, beban akrual dan utang pajak	(271.903.451)	Trade accounts payables, other accounts payables, accrued expenses, and taxes payable
Utang sewa	(256.823.381)	Lease liabilities
Liabilitas jangka panjang lainnya	(207.026.794)	Other long-term liabilities
Liabilitas pajak tangguhan	(364.461.991)	Deferred tax liabilities
	(1.100.215.617)	
Jumlah aset bersih teridentifikasi	1.907.920.404	Total net identifiable assets
Kepentingan nonpengendali	(381.584.081)	Non-controlling interest
Jumlah imbalan yang dialihkan	1.526.336.323	Total consideration

Tabel berikut adalah rekonsiliasi imbalan kas yang dialihkan dan arus kas dari penggabungan usaha:

The following table is the reconciliation of cash consideration and cash flows from business combinations:

Jumlah imbalan yang dialihkan	1.526.336.323	Total consideration
Imbalan yang ditangguhkan	(100.000.000)	Deferred consideration
Imbalan kontinjensi	(140.000.000)	Contigent consideration
Dikurangi saldo kas dan setara kas entitas anak yang diakuisisi	(62.984.427)	Less cash and cash equivalents balance of acquired subsidiary
Arus kas - aktivitas investasi	1.223.351.896	Cash flows - investing activities

Pada 3 November 2022, Stanmore menyatakan telah membayar imbalan ditangguhkan sebesar US$ 100.000.000 sehubungan dengan akuisisi SMC.

On November 3, 2022, Stanmore announced that it has paid the deferred consideration of US$ 100,000,000 in relation to the SMC acquisition.

Imbalan kontinjensi yang dialihkan oleh pihak pengakuisisi diakui pada nilai wajar tanggal akuisisi. Dengan potensi pembayaran hingga US$ 150.000.000 setelah dua tahun, yang nilainya bergantung pada harga batubara yang berlaku melebihi batas tertentu.

The contingent consideration to be transferred by the acquirer is recognized at acquisition date fair value. With a potential payment up to US$ 150,000,000 after two years, the value of which is dependent on the prevailing coal price exceeding certain target.

Pada tanggal 31 Desember 2022, ekspektasi manajemen adalah bahwa kondisi tersebut akan terpenuhi, dan dengan demikian ekspektasi arus kas yang terdiskonto dari imbalan kontinjensi diakui secara keseluruhan.

As of December 31, 2022, management expects that those conditions will be met, and as such have recognized the discounted cashflows of the contingent consideration in full.

Biaya transaksi sehubungan dengan akuisisi sebesar US$ 70.400.000 telah diakui sebagai bagian dari "Beban umum dan administrasi" dalam laba rugi Grup untuk tahun yang berakhir pada tanggal 31 Desember 2022.

Transactions cost related to the acquisition of US$ 70,400,000 has been recognized as part of "General and administrative expenses" in the Group's profit or loss for the year ended December 31, 2022.

Jumlah sementara aset dan liabilitas yang diakui per 31 Desember 2022 dapat berubah apabila ada informasi baru yang diperoleh selama periode pengukuran sebagai akibat dari penyesuaian akhir valuasi atas aset dan liabilitas. Periode pengukuran tidak boleh lebih dari satu tahun sejak tanggal akuisisi.

The provisional amount of assets and liabilities recognised as at December 31, 2022 may change upon new information obtained during the measurement period as a result of the finalisation of the valuation of assets and liabilities. The measurement period shall not exceed one year from the acquisition date.

Akuisisi kepentingan nonpengendali di SMC

Acquisition of non-controlling interests in SMC

Pada tanggal 7 Oktober 2022, Grup melalui Dampier mengakuisisi sisa 20% kepemilikan di SMC dengan nilai pengalihan sebesar US$ 270.000.000 dan telah dibayar penuh pada saat akuisisi. Sehingga, SMC menjadi entitas anak yang dimiliki sepenuhnya oleh Stanmore.

On October 7, 2022, the Group through Dampier acquired the remaining 20% interest in SMC for a consideration of US$ 270,000,000 and was paid in full at the time of acquisition. Consequently, SMC become a wholly owned subsidiary of Stanmore.

Perubahan kepemilikan tersebut tidak mengakibatkan perubahan pengendalian, sehingga transaksi tersebut dicatat sebagai transaksi ekuitas dan selisih antara imbalan yang dialihkan dan jumlah tercatat kepentingan nonpengendali diakui sebagai "Selisih nilai transaksi dengan kepentingan nonpengendali" pada bagian ekuitas di laporan posisi keuangan konsolidasian.

As the changes in ownership interest did not result in change of control, the transactions was accounted for as an equity transactions and any difference between the consideration paid and the carrying amount of the non-controlling interest is recognized in the "Difference in value arising from transactions with non-controlling interest" account in the equity section of the consolidated statement of financial position.

Investasi pada Entitas Anak Tahun 2021

Investment in Subsidiary in 2021

Pada tanggal 12 Maret 2021, GEAR menandatangani perjanjian pembelian saham (Perjanjian) dengan Ascend Global Investment Fund SPC - ADSP (Ascend Global). Berdasarkan ketentuan Perjanjian, GEAR telah setuju untuk menjual dan Ascend Global telah setuju untuk membeli 264.705.885 saham dalam GEM, mewakili sekitar 4,5% kepemilikan saham di GEM, untuk total imbalan tunai sebesar US$ 50.000.000. Setelah transaksi ini, kepemilikan saham GEAR dalam GEM adalah sekitar 62,5%.

On March 12, 2021, GEAR entered into a share purchase agreement (Agreement) with Ascend Global Investment Fund SPC - ADSP (Ascend Global). Pursuant to the terms of the Agreement, GEAR has agreed to sell and Ascend Global has agreed to purchase 264,705,885 shares in GEM, representing an approximately 4.5% shareholding in GEM, for a total cash consideration of US$ 50,000,000. After this transaction, GEAR's shareholding in GEM is approximately 62.5%.

d. Ijin Pertambangan Grup

GEM

Pada tanggal 4 Februari 2011, berdasarkan Keputusan Menteri Energi dan Sumber Daya Mineral No. 206.K./30/DJB/2011, GEM memperoleh Ijin Usaha Pertambangan (IUP) Operasi Produksi Khusus untuk Pengangkutan dan Penjualan Batubara untuk jangka waktu 3 (tiga) tahun. Berdasarkan Keputusan Menteri Energi dan Sumber Daya Mineral No. 358.K/30/DJB/2014 tanggal 7 April 2014, jangka waktu tersebut diperpanjang selama 3 (tiga) tahun. Berdasarkan Peraturan Menteri Energi dan Sumber Daya Mineral No. 34 Tahun 2017, GEM telah melakukan penyesuaian Izin Usaha Pertambangan Operasi Khusus untuk Pengangkutan dan Penjualan Batubara tersebut dengan mendapatkan Tanda Registrasi Kegiatan Pengangkutan dan Penjualan No. 08392-00/TR-AJ/DBB/2017.

Berdasarkan Keputusan Kepala Badan Koordinasi Penanaman Modal (BKPM) No. 70/1/IUP/PMA/2018 tanggal 22 Oktober 2018, GEM mendapat Ijin Usaha Pertambangan Operasi Produksi Khusus untuk Pengangkutan dan Penjualan Batubara dengan jangka waktu 5 (lima) tahun sejak keputusan BKPM.

BKES

Pada tanggal 9 September 2011, berdasarkan Keputusan Menteri Energi dan Sumber Daya Mineral No. 1034.K./30/DJB/2011, BKES memperoleh IUP Operasi Produksi Khusus untuk Pengangkutan dan Penjualan Batubara untuk jangka waktu 5 (lima) tahun dan dapat diperpanjang. Berdasarkan Keputusan Kepala BKPM No. 36/I/IUP/PMDN/2020 tanggal 30 Januari 2020, jangka waktu tersebut diperpanjang selama 5 (lima) tahun.

d. The Group's Mining Licenses

GEM

On February 4, 2011, based on the Decision of the Ministry of Energy and Mineral Resources No. 206.K./30/DJB/2011, GEM obtained a Particular License of IUP Operation Production for Transportation and Trade of Coal which is valid for three (3) years. Based on the Decision of the Ministry of Energy and Mineral Resources No. 358.K/30/DJB/2014 dated April 7, 2014, the period has been extended for three (3) years. Based on the Regulation of the Ministry of Energy and Mineral Resource No. 34 Year 2017, GEM obtained an adjustment of cooperation agreements with Register Certificate of Activities for Transportation and Trade of Coal No. 08392-00/TR-AJ/DBB/2017.

Based on the Decision of the Chairman of the Investment Coordinating Board (BKPM) No. 70/1/IUP/PMA/2018 dated October 22, 2018, GEM obtained a License of Special Mining Operation Production for Transportation and Trade of Coal for a period of five (5) years from the date of the BKPM decision.

BKES

On September 9, 2011, based on the Decision of the Ministry of Energy and Mineral Resources No. 1034.K./30/DJB/2011, BKES obtained a Particular License of IUP Operation Production for Transportation and Trade of Coal which is valid for five (5) years and can be extended. Based on the Decision of the Chairman of BKPM No. 36/I/IUP/PMDN/2020 dated January 30, 2020, the period has been extended for five (5) years.

RCI

Berdasarkan Keputusan Menteri Energi dan Sumber Daya Mineral No. 835.K/30/DJB/2012 tanggal 26 September 2012, RCI telah memperoleh IUP Operasi Produksi Khusus untuk Pengangkutan dan Penjualan Batubara untuk jangka waktu 5 (lima) tahun. Berdasarkan Peraturan Menteri Energi dan Sumber Daya Mineral No. 34 Tahun 2017, RCI telah melakukan penyesuaian IUP Operasi Khusus untuk Pengangkutan dan Penjualan Batubara tersebut dengan mendapatkan Tanda Registrasi Kegiatan Pengangkutan dan Penjualan No. 07183-00/TR-AJ/DBB/2017.

Berdasarkan Keputusan Kepala BKPM No. 55/I/IUP-PB/PMDN/2016, RCI memperoleh persetujuan penyesuaian kerjasama asal komoditas. Berdasarkan Keputusan Kepala BKPM No. 226/1/IUP/PMDN/2018 tanggal 16 Oktober 2018, RCI mendapat IUP Operasi Produksi Khusus Untuk Pengangkutan dan Penjualan Batubara dengan jangka waktu 5 (lima) tahun sejak ditetapkan Keputusan BKPM.

ASL

Pada tanggal 31 Desember 2014, berdasarkan Keputusan Gubernur Sumatera Selatan No. 801/KPTS/DISPERTAMBEN/ 2014, ASL memperoleh IUP Operasi Produksi Khusus untuk Pengangkutan dan Penjualan Batubara untuk jangka waktu 2 (dua) tahun. Berdasarkan Keputusan Gubernur Sumatera Selatan No. 203/KPTS/DPMPTSP/2017 tanggal 17 Maret 2017, jangka waktu tersebut diperpanjang selama 2 (dua) tahun.

Berdasarkan Keputusan Kepala Dinas Penanaman Modal dan Pelayanan Terpadu Satu Pintu Provinsi Sumatera Selatan No. 0617/DPMPTSP.V/X/2018 tanggal 18 Oktober 2018, jangka waktu tersebut diperpanjang selama 5 (lima) tahun.

RCI

Based on the Decision of the Ministry of Energy and Mineral Resources No. 835.K/30/DJB/2012 dated September 26, 2012, RCI obtained a Particular License of IUP Operation Production for Transportation and Trade of Coal which is valid for five (5) years. Based on the Regulation of the Ministry of Energy and Mineral Resource No. 34 Year 2017, RCI obtained an adjustment of IUP Operation Production for Transportation and Trade of Coal with Register Certificate of Activities for Transportation and Trade of Coal No. 07183-00/TR-AJ/DBB/2017.

Based on the Decision of the Chairman of BKPM No. 55/I/IUP-PB/PMDN/2016, RCI obtained approval on the adjustment of cooperation agreements for the commodity source. Based on the Decision of the Chairman of BKPM No. 226/1/IUP/PMDN/2018 dated October 16, 2018, RCI obtained Particular License of IUP Operation Production for Transportation and Trade of Coal with a period of five (5) years since the BKPM Decree.

ASL

On December 31, 2014, based on the Decision of the Governor of South Sumatera No. 801/KPTS/DISPERTAMBEN/2014, ASL obtained Particular License of IUP Operation Production for Transportation and Trade of Coal which is valid for two (2) years. Based on the Decision of the Governor of South Sumatera No. 203/KPTS/DPMPTSP/2017 dated March 17, 2017, the period has been extended for two (2) years.

Based on the Decision of the Head Investment and One-stop Integrated Services of South Sumatera Province No. 0617/DPMPTSP.V/X/2018 dated October 18, 2018, the period has been extended for five (5) years.

BORNEO

BORNEO memperoleh ijin Pengusahaan Pertambangan Batubara dari instansi-instansi berikut:

1. Pemerintah Republik Indonesia diwakili oleh PT Tambang Batubara Bukit Asam (Persero) (PTBA) dalam Perjanjian Kerjasama Pengusahaan Pertambangan Batubara (PKP2B) No. 007/PK/PTBA-BI/1994 tanggal 15 Agustus 1994. Berdasarkan perubahan PKP2B antara PTBA dan BORNEO tanggal 27 Juni 1997, efektif sejak tanggal 1 Juli 1997, semua hak dan kewajiban PTBA dalam PKP2B beralih kepada Pemerintah Republik Indonesia yang diwakili oleh Menteri Pertambangan dan Energi (sekarang Menteri Energi dan Sumber Daya Mineral). Pada tanggal 5 Agustus 2015, Pemerintah Republik Indonesia dan BORNEO telah menandatangani amandemen kedua PKP2B.

2. Keputusan Menteri Energi dan Sumber Daya Mineral No. 10.K/40.00/DJB/2006 tanggal 17 Februari 2006 tentang Permulaan Tahap Kegiatan Produksi PKP2B BORNEO seluas 24.100 Ha untuk jangka waktu 30 (tiga puluh) tahun.

Berdasarkan UU No. 3 Tahun 2020 tentang Perubahan atas UU No. 4 Tahun 2009 tentang pertambangan mineral dan batubara, izin tersebut dapat diperpanjang dua kali, masing-masing maksimal selama 10 tahun.

Berdasarkan Keputusan dari Menteri Perhubungan No. KP 26 Tahun 2014 tanggal 9 Januari 2014, BORNEO telah memperoleh Persetujuan Pengelolaan Terminal Untuk Kepentingan Sendiri (TUKS) di dalam daerah lingkungan kerja dan daerah lingkungan kepentingan Pelabuhan Kotabaru, guna menunjang kegiatan usaha di bidang pertambangan batubara BORNEO.

Berdasarkan Surat Direktorat Jenderal Perdagangan Luar Negeri tanggal 5 Juni 2020, BORNEO telah memperoleh pengakuan sebagai eksportir batubara terdaftar.

BORNEO

BORNEO has obtained the following licenses to Conduct Coal Mining activities:

1. The Government of the Republic of Indonesia as represented by PT Tambang Batubara Bukit Asam (Persero) (PTBA) in Coal Contract of Work (CCoW) No. 007/PK/PTBA-BI/1994 dated August 15, 1994. Based on the changes in CCoW between PTBA and BORNEO dated June 27, 1997, effective July 1, 1997, all of the PTBA's rights and obligations in CCoW have been transferred to the Government of the Republic of Indonesia which was represented by the Ministry of Mining and Energy (currently the Ministry of Energy and Mineral Resources). On August 5, 2015, the Government of the Republic of Indonesia and BORNEO have signed the second amendment of CCoW.

2. Ministry of Energy and Mineral Resources in its Decision Letter No. 10.K/40.00/DJB/2006 dated February 17, 2006 which permits BORNEO concerning the beginning stage of Production Activity of CCoW for 24,100 Ha for a period of thirty (30) years.

In accordance with Law No. 3 Year 2020 update from Law No. 4 Year 2009 regarding mineral and coal mining, those licenses can be extended twice for a maximum of 10 years each.

Based on the Decision of the Ministry of Transportation No. KP 26 Year 2014 dated January 9, 2014, BORNEO has obtained a Transportation License for the Operational Activities of Terminal for Self Interest (TUKS) in the operational territory and interest-related territory of Kotabaru Port, to support BORNEO's coal mining activities.

Based on the Letter from the Directorate General of Foreign Trade dated June 5, 2020, BORNEO has obtained recognition as a registered coal exporter.

KMS

Berdasarkan Keputusan Kepala BKPM No. 193/1/IUJP/PMDN/2018 tanggal 31 Desember 2018, KMS mendapat Ijin Usaha Jasa Pertambangan.

BSL

BSL memperoleh ijin Pengusahaan Pertambangan Batubara dari instansi-instansi berikut:

1. Pemerintah Republik Indonesia diwakili oleh PTBA dalam PKP2B No. 015/PK/PTBA-BL/1994 tanggal 15 Agustus 1994. Berdasarkan perubahan PKP2B antara PTBA dan BSL tanggal 27 Juni 1997, efektif sejak tanggal 1 Juli 1997, semua hak dan kewajiban PTBA dalam PKP2B beralih kepada Pemerintah Republik Indonesia yang diwakili oleh Menteri Pertambangan dan Energi (sekarang Menteri Energi dan Sumber Daya Mineral). Pada tanggal 14 November 2017, Pemerintah Republik Indonesia dan BSL telah menandatangani amandemen kedua PKP2B.

2. Keputusan Menteri Energi dan Sumber Daya Mineral No. 718.K/30/DJB/2011 tanggal 31 Maret 2011 tentang Permulaan Tahap Kegiatan Produksi PKP2B untuk jangka waktu 30 (tiga puluh) tahun.

3. Menteri Energi dan Sumber Daya Mineral dalam Surat Keputusan No. 247.K/30/DJB/2018 tanggal 28 Mei 2018 tentang Penciutan Wilayah PKP2B seluas 23.300 Ha.

KMS

Based on the Decision of the Chairman of BKPM No. 193/1/IUJP/PMDN/2018 dated December 31, 2018, KMS obtained Particular License of *Ijin Usaha Jasa Pertambangan*.

BSL

BSL has obtained the following licenses to Conduct Coal Mining activities from the following institutes:

1. The Government of the Republic of Indonesia as represented by PTBA in CCoW No. 015/PK/PTBA-BL/1994 dated August 15, 1994. Based on the changes in CCoW between PTBA and BSL dated June 27, 1997, effective July 1, 1997, all of the PTBA's rights and obligations in CCoW have been transferred to the Government of the Republic of Indonesia which was represented by the Ministry of Mining and Energy (currently the Ministry of Energy and Mineral Resources). On November 14, 2017, the Government of the Republic of Indonesia and BSL signed the second amendment of CCoW.

2. Ministry of Energy and Mineral Resources in its Decision Letter No. 718.K/30/DJB/2011 dated March 31, 2011 which permits BSL concerning the beginning stage of Production Activity of CCoW for a period of thirty (30) years.

3. Ministry of Energy and Mineral Resources in its Decision Letter No. 247.K/30/DJB/2018 dated May 28, 2018 concerning the Region Shrinkage of CCoW for 23,300 Ha.

Berdasarkan Surat Direktorat Jenderal Perdagangan Luar Negeri tanggal 9 Juli 2020, BSL telah memperoleh pengakuan sebagai eksportir batubara terdaftar.

Based on the Letter from Directorate General of Foreign Trade dated July 9, 2020, BSL has obtained recognition as a registered coal exporter.

No.	Ijin KP/*Licenses*	Daerah/*Location*	Luas Area/ *Area* Hektar/*Hectare*	No. Surat Keputusan/ *Decision Letter No.*	Masa Berlaku/ *Validity*
KIM					
1	IUP Operasi Produksi/ *Production Operations*	Kecamatan Jujuhan, Kabupaten Bungo, Provinsi/*Province* Jambi	199	Keputusan Bupati Bungo/ *Decision of Bupati Bungo* No. 252/DESDM Tahun 2010	23 April 2010 s.d./*up to* 22 April 2018
2	SK Perpanjangan IUP Operasi Produksi/ *Decision Letter on Extention of IUP Production Operations*	Kecamatan Jujuhan, Kabupaten Bungo, Provinsi/*Province* Jambi	199	Keputusan Kepala Dinas Penanaman Modal/ *Decision of Head Investment* No. 269/KEP.KA.DPMPTSP-6.I/IUPOP/X/2017	2 Oktober/*October* 2017 s.d./*up to* 2 Oktober/*October* 2027
TKS					
1.	IUP Operasi Produksi/ *Production Operations*	Desa Malateken, Gandring, Panaen, Liang Buah, Kecamatan Teweh Tengah/*Central* dan/*and* Teweh Timur/*East*, Kabupaten Barito Utara/*North*, Provinsi/*Province* Kalimantan Tengah/*Central*	4.748	Keputusan Bupati Barito Utara/ *Decision of Bupati - North Barito* No. 188.45/207/2010	26 April 2010 s.d./*up to* 25 April 2026
2.	IUP Operasi Produksi/ *Production Operations*	Desa Malateken, Gandring dan/*and* Panaen, Kecamatan Teweh Tengah/*Central* dan/*and* Teweh Timur/*East*, Kabupaten Barito Utara/*North*, Provinsi/*Province* Kalimantan Tengah/*Central*	4.959	Keputusan Bupati Barito Utara/ *Decision of Bupati - North Barito* No. 188.45/208/2010	26 April 2010 s.d./*up to* 25 April 2028
3.	IUP Operasi Produksi/ *Production Operations*	Desa Saing, Patung, Gandrung, Kecamatan Dusun Tengah/*Central* dan/*and* Paku, Kabupaten Barito Timur/*East*, Provinsi/*Province* Kalimantan Tengah/*Central*	1.748	Keputusan Bupati Barito Timur/ *Decision of Bupati - East Barito* No. 570 tahun/*year* 2009	14 Agustus/*August* 2009 s.d./*up to* 14 Agustus/*August* 2019
4.	SK Perpanjangan IUP Operasi Produksi/ *Decision Letter on Extention of IUP Production Operations*	Desa Saing, Patung, Gandrung, Kecamatan Dusun Tengah/*Central* dan/*and* Paku, Kabupaten Barito Timur/*East*, Provinsi/*Province* Kalimantan Tengah/*Central*	1.748	Keputusan Kepala Dinas Penanaman Modal/ *Decision of Head Investment* No. 570/52/DESDM-IUPOP/VII/DPMPTSP-2019	15 Agustus/*August* 2019 s.d./*up to* 14 Agustus/*August* 2026

Berdasarkan Surat Direktorat Jenderal Perdagangan Luar Negeri tanggal 17 Mei 2018, TKS telah memperoleh pengakuan sebagai eksportir batubara terdaftar.

Based on the Letter from the Directorate General of Foreign Trade dated May 17, 2018, TKS has obtained recognition as a registered coal exporter.

No.	Ijin KP/*Licenses*	Daerah/*Location*	Luas Area/ *Area* Hektar/*Hectare*	No. Surat Keputusan/ *Decision Letter No.*	Masa Berlaku/ *Validity*
BHBA					
1.	IUP Operasi Produksi/ *Production Operations*	Dusun Tanjung Belit, Kecamatan Jujuhan, Kabupaten Bungo, Provinsi/*Province* Jambi	172	Keputusan Bupati Bungo/ *Decision of Bupati Bungo* No. 247/DESDM Tahun 2010	23 April 2010 s.d./*up to* 22 April 2016
2.	SK Perpanjangan IUP Operasi Produksi/ *Decision Letter on Extention of Production Operations*	Dusun Tanjung Belit, Kecamatan Jujuhan, Kabupaten Bungo, Provinsi/*Province* Jambi	172	Keputusan Bupati Bungo/ *Decision of Bupati Bungo* No. 576/DESDM Tahun 2014	18 Desember/*December* 2014 s.d./*up to* 17 Desember/*December* 2024
KCP					
1.	IUP Operasi Produksi/ *Production Operations*	Dusun Tanjung Belit, Kecamatan Jujuhan, Kabupaten Bungo, Provinsi/*Province* Jambi	143	Keputusan Bupati Bungo/ *Decision of Bupati Bungo* No. 350/DESDM Tahun 2009	22 Juli/*July* 2009 s.d./*up to* 21 Juli/*July* 2019
2.	SK Perpanjangan IUP Operasi Produksi/ *Decision Letter on Extention of Production Operations*	Dusun Tanjung Belit, Kecamatan Jujuhan, Kabupaten Bungo, Provinsi/*Province* Jambi	143	Keputusan Kepala Dinas Penanaman Modal/ *Decision of Head Investment* No. 183/KEP.KA.DPMPTSP-6.I/IUPOP/X/2018	24 Oktober/*October* 2018 s.d./*up to* 24 Oktober/*October* 2028

Berdasarkan Surat Direktorat Jenderal Perdagangan Luar Negeri tanggal 24 November 2014, KCP telah memperoleh pengakuan sebagai eksportir batubara terdaftar.

Based on the Letter from the Directorate General of Foreign Trade dated November 24, 2014, KCP obtained recognition as a registered coal exporter.

Berdasarkan Surat Pengakuan sebagai Eksportir Terdaftar Batubara ET-Batubara No. 03.ET-04.20.0215 tanggal 2 November 2020, KCP telah memperoleh pengakuan sebagai eksportir batubara terdaftar.

Based on the Letter Recognition of Registered as Exporter of Coal ET-Batubara No. 03.ET-04.20.0215 dated November 2, 2020, KCP obtained recognition as a registered coal exporter.

No.	Ijin KP/*Licenses*	Daerah/*Location*	Luas Area/ *Area* Hektar/*Hectare*	No. Surat Keputusan/ *Decision Letter No.*	Masa Berlaku/ *Validity*
BBU					
1	IUP Operasi Produksi/ *Production Operations*	Dusun Tanjung Belit, Kecamatan Jujuhan, Kabupaten Bungo, Provinsi/*Province* Jambi	1.301	Keputusan Bupati Bungo/ *Decision of Bupati Bungo* No. 341/DESDM Tahun 2009	9 Juli/*July* 2009 s.d./*up to* 8 Juli/*July* 2029

Berdasarkan Surat Direktorat Jenderal Perdagangan Luar Negeri tanggal 21 Mei 2018, BBU telah memperoleh pengakuan sebagai eksportir batubara terdaftar.

Based on the Letter from the Directorate General of Foreign Trade dated May 21, 2018, BBU has obtained recognition as a registered coal exporter.

Berdasarkan Surat Pengakuan sebagai Ekspotir Terdaftar Batubara ET-Batubara No. 03.ET-04.21.0037 tanggal 19 Februari 2021, BBU telah memperoleh pengakuan sebagai eksportir batubara terdaftar.

Based on the Letter Recognition of Registered as Exporter of Coal ET-Batubara No. 03.ET-04.21.0037 on February 19, 2021, BBU has obtained recognition as a registered coal exporter.

No.	Ijin KP/*Licenses*	Daerah/*Location*	Luas Area/ *Area* Hektar/*Hectare*	No. Surat Keputusan/ *Decision Letter No.*	Masa Berlaku/ *Validity*
BNP					
1.	IUP Operasi Produksi/ *Production Operations*	Dusun Tanjung Belit, Kecamatan Jujuhan, Kabupaten Bungo, Provinsi/*Province* Jambi	199	Keputusan Bupati Bungo/ *Decision of Bupati Bungo* No. 545/DESDM Tahun 2010	30 Desember/*December* 2009 s.d./*up to* 29 Oktober/*October* 2019
2.	SK Perpanjangan IUP Operasi Produksi/ *Decision Letter on Extention of Production Operations*	Dusun Tanjung Belit, Kecamatan Jujuhan, Kabupaten Bungo, Provinsi/*Province* Jambi	199	Keputusan Bupati Bungo/ *Decision of Bupati Bungo* No. 85/KEP.KA.DPMPTSP-6.1/IUPOP/IV/2019	8 April 2019 s.d./*up to* 30 Desember/*December* 2029
TBBU					
1.	IUP Operasi Produksi/ *Production Operations*	Dusun Tanjung Belit, Kecamatan Jujuhan, Kabupaten Bungo, Provinsi/*Province* Jambi	198	Keputusan Bupati Bungo/ *Decision of Bupati Bungo* No. 249/DESDM Tahun 2010	23 April 2010 s.d./*up to* 22 April 2018
2.	SK Perpanjangan IUP Operasi Produksi/ *Decision Letter on Extention of Production Operations*	Dusun Tanjung Belit, Kecamatan Jujuhan, Kabupaten Bungo, Provinsi/*Province* Jambi	198	Keputusan Kepala Dinas Penanaman Modal/ *Decision of Head Investment* No. 267/KEP.KA.DPMPTSP-6.I/IUPOP/X/2017	2 Oktober/*October* 2017 s.d./*up to* 2 Oktober/*October* 2027
NIL					
1.	IUP Operasi Produksi/ *Production Operations*	Kecamatan Rakit Kulim, Kabupaten Indragiri Hulu, Provinsi/*Province* Riau	2.000	Keputusan Bupati Indragiri Hulu/ *Decision of Bupati Indragiri Hulu* No. 04/IUP/545-02/IV/2013	19 April 2013 s.d./*up to* 18 April 2023

Berdasarkan Surat dari Pemerintah Republik Indonesia No. 20220423-01-76662 tanggal 23 April 2022, Ijin Usaha Pertambangan Operasi Produksi NIL telah dicabut.

Based on the Letter from the Government of the Republic of Indonesia No. 20220423-01-76662 on April 23, 2022, IUP Operation Production of NIL has been revoked.

No.	Ijin KP/*Licenses*	Daerah/*Location*	Luas Area/ *Area* Hektar/*Hectare*	No. Surat Keputusan/ *Decision Letter No.*	Masa Berlaku/ *Validity*
MAL					
1.	IUP Operasi Produksi/ *Production Operations*	Kecamatan Bayung Lencir, Kabupaten Musi Banyuasin, Provinsi/*Province* Sumatera Selatan/*South*	4.836	Keputusan Bupati Musi Banyuasin/ *Decision of Bupati Musi Banyuasin* No. 1259 Tahun 2009	8 Maret/*March* 2009 s.d./*up to* 8 Maret/*March* 2017
2.	SK Perubahan IUP Operasi Produksi/ *Decision Letter on Change of IUP Production Operations*	Kecamatan Bayung Lencir, Kabupaten Musi Banyuasin, Provinsi/*Province* Sumatera Selatan/*South*	4.836	Keputusan Bupati Musi Banyuasin/ *Decision of Bupati Musi Banyuasin* No. 0672 Tahun 2010	8 Maret/*March* 2009 s.d./*up to* 7 Maret/*March* 2021
3.	SK Perubahan IUP Operasi Produksi/ *Decision Letter on Change of IUP Production Operations*	Kecamatan Bayung Lencir, Kabupaten Musi Banyuasin, Provinsi/*Province* Sumatera Selatan/*South*	4.540	Keputusan Bupati Musi Banyuasin/ *Decision of Bupati Musi Banyuasin* No. 1417 Tahun 2012	8 Maret/*March* 2009 s.d./*up to* 8 Maret/*March* 2021
4.	SK Perubahan IUP Operasi Produksi/ *Decision Letter on Change of IUP Production Operations*	Kecamatan Bayung Lencir, Kabupaten Musi Banyuasin, Provinsi/*Province* Sumatera Selatan/*South*	4.540	Keputusan Bupati Musi Banyuasin/ *Decision of Bupati Musi Banyuasin* No. 0764 Tahun 2014	8 Maret/*March* 2009 s.d./*up to* 8 Maret/*March* 2021
5.	SK Perpanjangan IUP Operasi Produksi/ *Decision Letter on Extention of Production Operations*	Kecamatan Bayung Lencir, Kabupaten Musi Banyuasin, Provinsi/*Province* Sumatera Selatan/*South*	4.563	Keputusan Kepala Dinas Penanaman Modal/ *Decision of Head Investment* No. 615/DPMPTSP.V/X/2018	8 Maret/*March* 2021 s.d./*up to* 8 Maret/*March* 2031
RSL					
1.	IUP Operasi Produksi/ *Production Operations*	Kecamatan Bayung Lencir, Kabupaten Musi Banyuasin, Provinsi/*Province* Sumatera Selatan/*South*	4.902	Keputusan Bupati Musi Banyuasin/ *Decision of Bupati Musi Banyuasin* No. 1253 Tahun 2009	21 November 2008 s.d./*up to* 20 November 2018
2.	SK Perubahan IUP Operasi Produksi/ *Decision Letter on Change of IUP Production Operations*	Kecamatan Bayung Lencir, Kabupaten Musi Banyuasin, Provinsi/*Province* Sumatera Selatan/*South*	4.902	Keputusan Kepala Dinas Penanaman Modal dan Pelayanan Terpadu Satu Pintu/ *Decision of Head Investment and One-stop Integrated Services* No. 012/DPMPTSP.V/II/2018	21 November 2018 s.d./*up to* 20 November 2028
BBEP					
1.	SK Perubahan IUP Operasi Produksi/ *Decision Letter on Change of IUP Production Operations*	Kecamatan Bayung Lencir, Kabupaten Musi Banyuasin, Provinsi/*Province* Sumatera Selatan/*South*	4.997	Keputusan Bupati Musi Banyuasin/ *Decision of Bupati Musi Banyuasin* No. 0846 Tahun 2014	12 Desember/*December* 2008 s.d./*up to* 11 Desember/*December* 2018
2.	SK Perpanjangan IUP Operasi Produksi/ *Decision Letter on Extention of Production Operations*	Kecamatan Bayung Lencir, Kabupaten Musi Banyuasin, Provinsi/*Province* Sumatera Selatan/*South*	4.997	Keputusan Kepala Dinas Penanaman Modal dan Pelayanan Terpadu Satu Pintu/ *Decision of Head Investment and One-stop Integrated Services* No. 014/DPMPTSP.V/I/2018	12 Desember/*December* 2018 s.d./*up to* 11 Desember/*December* 2028
DAE					
1.	IUP Operasi Produksi/ *Production Operations*	Kecamatan Bayung Lencir, Kabupaten Musi Banyuasin, Provinsi/*Province* Sumatera Selatan/*South*	6.117	Keputusan Bupati Musi Banyuasin/ *Decision of Bupati Musi Banyuasin* No. 684/KPTS/DISPERTAMBEN/2015	25 September 2015 s.d./*up to* 24 September 2035
ASA					
1.	IUP Operasi Produksi/ *Production Operations*	Kecamatan Bayung Lencir, Kabupaten Musi Banyuasin, Provinsi/*Province* Sumatera Selatan/*South*	10.000	Keputusan Bupati Musi Banyuasin/ *Decision of Bupati Musi Banyuasin* No. 686/KPTS/DISPERTAMBEN/2015	25 September 2015 s.d./*up to* 24 September 2035

No.	Ijin KP/*Licenses*	Daerah/*Location*	Luas Area/ *Area* Hektar/*Hectare*	No. Surat Keputusan/ *Decision Letter No.*	Masa Berlaku/ *Validity*
DAJ					
1.	IUP Operasi Produksi/ *Production Operations*	Kecamatan Bayung Lencir, Kabupaten Musi Banyuasin, Provinsi/*Province* Sumatera Selatan/*South*	7.950	Keputusan Bupati Musi Banyuasin/ *Decision of Bupati Musi Banyuasin* No. 685/KPTS/DISPERTAMBEN/2015	25 September 2015 s.d./*up to* 24 September 2035
BIC					
1.	IUP Operasi Produksi/ *Production Operations*	Kecamatan Bayung Lencir, Kabupaten Musi Banyuasin, Provinsi/*Province* Sumatera Selatan/*South*	4.999	Keputusan Bupati Musi Banyuasin/ *Decision of Bupati Musi Banyuasin* No. 1103 Tahun 2009	12 Desember/*December* 2008 s.d./*up to* 11 Desember/*December* 2018
2.	SK Perubahan IUP Operasi Produksi/ *Decision Letter on Change of IUP Production Operations*	Kecamatan Bayung Lencir, Kabupaten Musi Banyuasin, Provinsi/*Province* Sumatera Selatan/*South*	4.999	Keputusan Kepala Dinas Penanaman Modal dan Pelayanan Terpadu Satu Pintu/ *Decision of Head Investment and One-stop Integrated Services* No. 015/DPMPTSP.V/I/2018	12 Desember/*December* 2018 s.d./*up to* 11 Desember/*December* 2028
CAC					
1.	IUP Operasi Produksi/ *Production Operations*	Kecamatan Bayung Lencir, Kabupaten Musi Banyuasin, Provinsi/*Province* Sumatera Selatan/*South*	5.541	Keputusan Bupati Musi Banyuasin/ *Decision of Bupati Musi Banyuasin* No. 688/KPTS/DISPERTAMBEN/2015	25 September 2015 s.d./*up to* 24 September 2035
CAS					
1.	IUP Operasi Produksi/ *Production Operations*	Kecamatan Tungkal Jaya, Kabupaten Musi Banyuasin, Provinsi/Province *Sumatera Selatan/South*	1.073	Keputusan Gurbernur Sumatera Selatan/ *Decision of Governor South Sumatra* No. 809/KPTS/DESDM/2017	25 September 2015 s.d./up to 25 September 2035
CNP					
1.	IUP Operasi Produksi/ *Production Operations*	Kecamatan Bayung Lencir, Kabupaten Musi Banyuasin, Provinsi/*Province* Sumatera Selatan/*South*	3.318	Keputusan Bupati Musi Banyuasin/ *Decision of Bupati Musi Banyuasin* No. 0848 Tahun 2014	5 Agustus/*August* 2014 s.d./*up to* 12 Desember/*December* 2017
2.	SK Perpanjangan IUP Operasi Produksi/ *Decision Letter on Extention of Production Operations*	Kecamatan Bayung Lencir, Kabupaten Musi Banyuasin, Provinsi/*Province* Sumatera Selatan/*South*	3.318	Keputusan Gubernur Sumatera Selatan/ *Decision of Governor South Sumatera* No. 613/KPTS/DPMPTSP/2017	12 Desember/*December* 2017 s.d./*up to* 12 Desember/*December* 2027
NIP					
1.	IUP Operasi Produksi/ *Production Operations*	Kecamatan Bayung Lencir, Kabupaten Musi Banyuasin, Provinsi/*Province* Sumatera Selatan/*South*	4.500	Keputusan Bupati Musi Banyuasin/ *Decision of Bupati Musi Banyuasin* No. 1255 Tahun 2009	8 Maret/*March* 2009 s.d./*up to* 7 Maret/*March 2017*
2.	Persetujuan Perubahan Masa Berlaku IUP Operasi Produksi/ *Approval on the Change of the Validity Period of IUP Production Operations*	Kecamatan Bayung Lencir, Kabupaten Musi Banyuasin, Provinsi/*Province* Sumatera Selatan/*South*	-	Keputusan Bupati Musi Banyuasin/ *Decision of Bupati Musi Banyuasin* No. 0671 Tahun 2010	Perpanjangan ijin sampai dengan 8 Maret 2021 dan dapat diperpanjang kembali/ *Extension of the License until March 8, 2021 and can be further extended*
3.	SK Perpanjangan IUP Operasi Produksi/ *Decision Letter on Extention of Production Operations*	Kecamatan Bayung Lencir, Kabupaten Musi Banyuasin, Provinsi/*Province* Sumatera Selatan/*South*	4.500	Keputusan Kepala Dinas Penanaman Modal/ *Decision of Head Investment* No. 613/DPMPTSP.V/X/2018	8 Maret/*March* 2021 s.d./*up to* 8 Maret/*March* 2031

No.	Ijin KP/*Licenses*	Daerah/*Location*	Luas Area/ *Area* Hektar/*Hectare*	No. Surat Keputusan/ *Decision Letter No.*	Masa Berlaku/ *Validity*
CBP					
1.	IUP Operasi Produksi/ *Operation Productions*	Kecamatan Tungkal Jaya, Kabupaten Musi Banyuasin, Provinsi/*Province* Sumatera Selatan/*South*	1.655	Keputusan Bupati Musi Banyuasin/ *Decision of Bupati Musi Banyuasin* No. 0849 Tahun 2014	5 Agustus/*August* 2014 s.d./*up to* 12 Desember/*December* 2017
2.	SK Perpanjangan IUP Operasi Produksi/ *Decision Letter on Extention of Production Operations*	Kecamatan Tungkal Jaya, Kabupaten Musi Banyuasin, Provinsi/*Province* Sumatera Selatan/*South*	1.655	Keputusan Gubernur Sumatera Selatan/ *Decision of Governor South Sumatera* No. 582/KPTS/DPMPTSP/2017	12 Desember/*December* 2017 s.d./*up to* 12 Desember/*December* 2027
PMS					
1.	IUP Operasi Produksi/ *Production Operations*	Desa Tumbang Baringei, dan/*and* Tumbang Jutuh Kecamatan Rungan, Kabupaten Gunung Mas, Provinsi/*Province* Kalimantan Tengah/*Central*	10.000	Keputusan Bupati Gunung Mas/ *Decision of Bupati Gunung Mas* No. 12/DPE/III/IX/2013	23 September 2013 s.d./*up to* 16 September 2033
2.	SK Perubahan IUP Operasi Produksi/ *Decision Letter on Change of Production Operations*	Desa Tumbang Baringei, dan/*and* Tumbang Jutuh Kecamatan Rungan, Kabupaten Gunung Mas, Provinsi/*Province* Kalimantan Tengah/*Central*	10.000	Keputusan Kepala BKPM/ *Decision the Chairman of BKPM* No. 38/1/IUP/PMA/2017	24 Agustus/*August* 2017 s.d./*up to* 16 September 2033
SKS					
1.	IUP Operasi Produksi/ *Production Operations*	Desa Luwuk Langkuas, Tumbang Kajuei, Hujung Pata, Tumbang Bunut dan/*and* Karya Bakti, Kecamatan Rungan, Kabupaten Gunung Mas, Provinsi/*Province* Kalimantan Tengah/*Central*	6.800	Keputusan Kepala BKPM/ *Decision the Chairman of BKPM* No. 09/DPE/III/IX/2013	23 September 2013 s.d./*up to* 16 September 2033
2.	SK Perubahan IUP Operasi Produksi/ *Decision Letter on Change of Production Operations*	Desa Luwuk Langkuas, Tumbang Kajuei, Hujung Pata, Tumbang Bunut dan/*and* Karya Bakti, Kecamatan Rungan, Kabupaten Gunung Mas, Provinsi/*Province* Kalimantan Tengah/*Central*	6.800	Keputusan Kepala BKPM/ *Decision the Chairman of BKPM* No. 37/1/IUP/PMA/2017	24 Agustus/*August* 2017 s.d./*up to* 16 September 2033
WRL					
1.	IUP Operasi Produksi/ *Production Operations*	Kecamatan Sungai Keruh, Kabupaten Musi Banyuasin, Provinsi/*Province* Sumatera Selatan/*South*	4.739	Keputusan Bupati Musi Banyuasin/ *Decision of Bupati Musi Banyuasin* No. 1416 Tahun 2012	21 November 2008 s.d./*up to* 21 November 2017
2.	Persetujuan Perubahan Masa Berlaku IUP Operasi Produksi/ *Approval Change of IUP Production Operations Validity*	Kecamatan Sungai Keruh, Kabupaten Musi Banyuasin, Provinsi/*Province* Sumatera Selatan/*South*	-	Keputusan Gubernur Sumatera Selatan/ *Decision of Governor South Sumatera* No. 234/KPTS/DISPERTAMBEN/2016	Perpanjangan ijin sampai dengan/ *Extension of the License until* 20 November 2027

No.	Ijin KP/*Licenses*	Daerah/*Location*	Luas Area/ *Area* Hektar/*Hectare*	No. Surat Keputusan/ *Decision Letter No.*	Masa Berlaku/ *Validity*
BSA					
1.	IUP Operasi Produksi/ *Production Operations*	Kecamatan Asam Jujuhan, Kabupaten Dharmas Raya, Provinsi/*Province* Sumatera Barat/*West*	199	Keputusan Gubernur Sumatera Barat/ *Decision of Governor West Sumatera* No. 544-258-2017	20 September 2017 s.d./*up to* 19 September 2027
PMS Dua					
1.	IUP Operasi Produksi/ *Production Operations*	Desa Tumbang Jutuh, Kecamatan Rungan, Kabupaten Gunung Mas, Provinsi/*Province* Kalimantan Tengah/*Central*	6.200	Keputusan Kepala BKPM/ *Decision the Chairman of BKPM* No. 40/1/IUP/PMA/2017	24 Agustus/*August* 2017 s.d./*up to* 16 September 2033
SKS Dua					
1.	IUP Operasi Produksi/ *Production Operations*	Desa Tumbang Kajuei dan/*and* Luwuk Kantor Kecamatan Rungan, Kabupaten Gunung Mas, Provinsi/*Province* Kalimantan Tengah/*Central*	9.930	Keputusan Kepala BKPM/ *Decision the Chairman of BKPM* No. 36/1/IUP/PMA/2017	23 Agustus/*August* 2017 s.d./*up to* 16 September 2033
KIS					
1.	IUP Operasi Produksi dan Perubahan atas IUP tersebut/ *Production Operations and the Change of the IUP*	Kecamatan Jujuhan, Kabupaten Bungo, Provinsi/*Province* Jambi	199	Keputusan Bupati Bungo/ *Decision of Bupati Bungo* No. 251/DESDM Tahun 2010 Jo. Keputusan Bupati Bungo/ *Jo. Decision of Bupati Bungo* No. 166/DESDM Tahun 2012	23 April 2010 s.d./*up to* 22 April 2020
2.	Persetujuan Pengalihan IUP Operasi Produksi/ *The Approved Transferred IUP Production Operations*	Kecamatan Jujuhan, Kabupaten Bungo, Provinsi/*Province* Jambi	199	Keputusan Kepala Dinas Penanaman Modal/ *Decision of Head Investment* No. 60/KEP.KA.DPM-PTSP-6.1/IUPOP/III/2018	14 Maret/*March* 2018 s.d./*up to* 2 Oktober/*October* 2027
BBM					
1.	IUP Operasi Produksi/ *Production Operations*	Dusun Tanjung Belit, Kecamatan Jujuhan, Kabupaten Bungo, Provinsi/*Province* Jambi	199	Keputusan Bupati Bungo/ *Decision of Bupati Bungo* No. 250/DESDM Tahun 2010	23 April 2010 s.d./*up to* 22 April 2018
2.	SK Perpanjangan IUP Operasi Produksi/ *Decision Letter on Extention of Production Operations*	Dusun Tanjung Belit, Kecamatan Jujuhan, Kabupaten Bungo, Provinsi/*Province* Jambi	199	Keputusan Kepala Dinas Penanaman Modal/ *Decision of Head Investment* No. 268/KEP.KA.DPM-PTSP-6.I/IUPOP/X/2017	2 Oktober/*October* 2017 s.d./*up to* 2 Oktober/*October* 2027
3.	Persetujuan Pengalihan IUP Operasi Produksi/ *The Approved Transferred IUP Production Operations*	Kecamatan Jujuhan, Kabupaten Bungo, Provinsi/*Province* Jambi	199	Keputusan Kepala Dinas Penanaman Modal/ *Decision of Head Investment* No. 59/KEP.KA.DPM-PTSP-6.1/IUPOP/III/2018	14 Maret/*March* 2018 s.d./*up to* 2 Oktober/*October* 2027

e. Area Eksplorasi dan Eksploitasi

Grup memiliki area eksplorasi maupun eksploitasi/pengembangan sebagai berikut (tidak diaudit):

e. Exploration and Exploitation Area

The details of the Group's exploration and exploitation/development area are as follows (unaudited):

Pemilik/ *License Owner*	Nama Lokasi/ *Location*	Jumlah Aset Pertambangan untuk Tambang dalam Pengembangan dan pada Tahap Produksi pada Tanggal 31 Desember 2022/ *Total Mine Properties for Mines under Construction and Producing Mines as of December 31, 2022*		Jumlah Cadangan Terbukti dan Terduga pada Tanggal 31 Desember 2022 [3]/ *Total Proven and Probable Reserves as of December 31, 2022* [3]	Penyesuaian Cadangan Terbukti dan Terduga [5]/ *Adjustment in Proven and Probable Reserve* [5]	Jumlah Produksi untuk Tahun yang Berakhir 31 Desember 2022 [3]/ *Total Production for the Year Ended December 31, 2022* [3]	Jumlah Cadangan Terbukti dan Terduga pada Tanggal 31 Desember 2022 [3]/ *Total Proven and Probable Reserves as of December 31, 2022* [3]
			US$	Jutaan ton/ *Million Tons*	Jutaan ton/ *Million Tons*	Jutaan ton/ *Million Tons*	Jutaan ton/ *Million Tons*
BORNEO	Blok/*Block* Kusan dan Girimulya [2] [5]	Blok/*Block* BORNEO	203.177	656,0	(3,1)	34,5	618,4
	Blok/*Block* Sebamban [2] [5]		718.907	23,9	0,2	0,2	23,9
	Blok/*Block* Batulaki [2] [5]		168.382	18,7	(0,5)	0,2	18,0
	Blok/*Block* Pasopati [1] [5]		-	4,2	-	-	4,2
KIM	Blok/*Block* - I Muara Bungo	Blok/*Block* KIM	-				
	Blok/*Block* - II Muara Bungo [2] [5]		1.077.354				
KCP	Blok/*Block* - Muara Bungo [2] [5]		-				
TBBU	Blok/*Block* - Muara Bungo [1] [5]		1.465.135	54,6	(0,4)	1,9	52,3
BBU	Blok/*Block* - Muara Bungo [1] [5]		104.578				
BNP	Blok/*Block* - Muara Bungo [1] [5]		45.297				
WRL	Blok/*Block* - Musi Banyuasin [5] [17]		463.592	87,2	-	-	87,2
BSA	Blok/*Block* - Banyuasin [5] [6]			-	-	-	-
TKS	Blok/*Block* Muara Teweh [4]		3.910.597	-	-	-	-
	Blok/*Block* Ampah [2] [5]		393.430	4,5	(3,9)	-	0,6
BSL	Blok/*Block* Musi Rawas [2] [5]		73.679.133	188,6	1,6	1,6	188,6
MAL	Blok/*Block* Bayung Lencir [6]		16.835	26,8	-	1,3	25,5
NIP	Blok/*Block* Bayung Lencir [8]		925.736	34,3	-	-	34,3
BIC	Blok/*Block* Bayung Lencir [1] [4]		710.701	-	-	-	-
BBEP	Blok/*Block* Bayung Lencir [7]		5.078	16,1	-	0,5	15,6
CAC	Blok/*Block* Bayung Lencir [1] [4]		271.638	-	-	-	-
CAS	Blok/*Block* Bayung Lencir [1] [4]		17.562	-	-	-	-
CNP	Blok/*Block* Bayung Lencir [1] [4]		248.237	-	-	-	-
CBP	Blok/*Block* Tungkal Jaya [1] [4]		102.601	-	-	-	-
ASA	Blok/*Block* Bayung Lencir [1] [4]		755.567	-	-	-	-
DAE	Blok/*Block* Bayung Lencir [1] [4]		487.655	-	-	-	-
DAJ	Blok/*Block* Bayung Lencir [1] [4]		403.582	-	-	-	-
RSL	Blok/*Block* Bayung Lencir [1] [4]		393.624	-	-	-	-
NIL	Blok/*Block* Indragiri Hulu [1] [4]		944.060	-	-	-	-
PMS	Blok/*Block* Rungan [1] [4]		1.316.155	-	-	-	-
SKS	Blok/*Block* Rungan [9]		9.695.342	43,7	-	1,0	42,7
SKS Dua	Blok/*Block* Rungan [1] [4]		53.844	-	-	-	-
Stanmore Grup	*Isaac Plains* [12] [13]						
	Isaac Plains Timur/*East* [4] [14]						
	Isaac Bawah/*Downs* [14] [15]						
	Isaac Plains Underground [10] [11]		88.467.210	18,6	363,4	9,2	372,8
	The Range						
	South Walker Creek [14] [16]						
	Poitrel [14] [16]						
Jumlah/*Total*			187.045.009	1.177,2	357,3	50,3	1.484,1

Catatan/*Notes* :

1) Tambang dalam Pengembangan/*Mines under Construction*
2) Sebagian merupakan Aset Pertambangan - Tambang dalam Pengembangan/*Part is included in Mine Properties - Mines under Construction*
3) Tidak diaudit/*Unaudited*
4) Berdasarkan data internal/*Based on internal data*
5) Berdasarkan *JORC Reserve Statement* dari Salva Mining Pty. Ltd., pihak independen, yang diterbitkan pada bulan Januari 2023 dan setelah memperhitungkan produksi batubara sampai dengan bulan Desember 2022 (jika ada)/
Based on JORC Reserve Statement from Salva Mining Pty. Ltd., an independent party, as issued in January 2023, and after considering coal production up to December 2022 (if any)
6) Berdasarkan Laporan *Independent Qualified Person* dari Salva Mining Pty. Ltd., pihak independen, yang diterbitkan pada bulan November 2019 dan setelah memperhitungkan produksi batubara sampai dengan bulan Agustus 2019 (jika ada)/
Based on Independent Qualified Person's Report from Salva Mining Pty. Ltd., an independent party, as issued in November 2019, and after considering coal production up to August 2019 (if any)
7) Berdasarkan Laporan *Independent Qualified Person* dari Salva Mining Pty. Ltd., pihak independen, yang diterbitkan pada bulan Desember 2019 dan setelah memperhitungkan produksi batubara sampai dengan bulan Agustus 2019 (jika ada)/
Based on Independent Qualified Person's Report from Salva Mining Pty. Ltd., an independent party, as issued in December 2019, and after considering coal production up to August 2019 (if any)
8) Berdasarkan Laporan *Independent Qualified Person* dari Salva Mining Pty. Ltd., pihak independen, yang diterbitkan pada bulan Juni 2020 dan setelah memperhitungkan produksi batubara sampai dengan bulan April 2020 (jika ada)/
Based on Independent Qualified Person's Report from Salva Mining Pty. Ltd., an independent party, as issued in June 2020, and after considering coal production up to April 2020 (if any)
9) Berdasarkan *JORC Reserve Statement* dari PT Runge Pincock Minarco, pihak independen, yang diterbitkan pada bulan Desember 2013 dan setelah memperhitungkan produksi batubara sampai dengan bulan September 2017 (jika ada)/
Based on JORC Reserve Statement from PT Runge Pincock Minarco, an independent party, as issued in December 2013, and after considering coal production up to September 2017 (if any)
10) Berdasarkan *JORC Reserve Statement* dari Optimal Mining Solution Pty. Ltd., pihak independen, yang diterbitkan pada bulan Februari 2021 dan setelah memperhitungkan produksi batubara sampai bulan Desember 2020 (jika ada)/
Based on JORC Reserve Statement from Optimal Mining Solution Pty. Ltd., an independent party, as issued in February 2021, and after considering coal production up to December 2020 (if any)
11) Berdasarkan *JORC Resource Statement* dari Xenith Consulting, pihak independen, yang diterbitkan pada bulan Februari 2021 dan setelah memperhitungkan produksi batubara sampai dengan bulan Desember 2020 (jika ada)/
Based on JORC Resource Statement from Xenith Consulting, an independent party, as issued in February 2021, and after considering coal production up to December 2020 (if any)
12) Berdasarkan *JORC Reserve Statement* dari Optimal Mining Solution Pty. Ltd., pihak independen, yang diterbitkan pada bulan Desember 2021 dan setelah memperhitungkan produksi batubara sampai bulan Desember 2020 (jika ada)/
Based on JORC Reserve Statement from Optimal Mining Solution Pty. Ltd., an independent party, as issued in December 2021, and after considering coal production up to December 2020 (if any)
13) Berdasarkan *JORC Resource Statement* dari Xenith Consulting, pihak independen, yang diterbitkan pada bulan Desember 2021 dan setelah memperhitungkan produksi batubara sampai dengan bulan Desember 2020 (jika ada)/
Based on JORC Resource Statement from Xenith Consulting, an independent party, as issued in December 2021, and after considering coal production up to December 2020 (if any)
14) Berdasarkan *JORC Reserve Statement* dari Optimal Mining Solution Pty. Ltd., pihak independen, yang diterbitkan pada bulan Februari 2023 dan setelah memperhitungkan produksi batubara sampai bulan Desember 2022 (jika ada)/
Based on JORC Reserve Statement from Optimal Mining Solution Pty. Ltd., an independent party, as issued in February 2023, and after considering coal production up to December 2022 (if any)
15) Berdasarkan *JORC Resource Statement* dari Measured Group, pihak independen, yang diterbitkan pada bulan Februari 2023 dan setelah memperhitungkan produksi batubara sampai dengan bulan Desember 2022 (jika ada)/
Based on JORC Resource Statement from Measured Group, an independent party, as issued in February 2023, and after considering coal production up to December 2022 (if any)
16) Berdasarkan *JORC Reserve Statement* dari Palaris Australia, pihak independen, yang diterbitkan pada bulan Februari 2023 dan setelah memperhitungkan produksi batubara sampai dengan bulan Desember 2022 (jika ada)/
Based on JORC Reserve Statement from Palaris Australia, an independent party, as issued in February 2023, and after considering coal production up to December 2022 (if any)
17) Aset Eksplorasi dan Evaluasi/*Exploration and Evaluation Asset*

f. Cadangan Batubara

Jumlah cadangan yang dimiliki oleh Grup pada tanggal 31 Desember 2022 (tidak diaudit) adalah sebagai berikut:

f. Coal Reserves

The details of coal reserves owned by the Group as of December 31, 2022 (unaudited) are as follows:

Lokasi/*Location*	Cadangan Batubara/*Coal Reserves*			
	Terbukti/*Proven*	Terduga/*Probable*	Jumlah/*Total*	
	Jutaan Ton/ *Million Tons*	Jutaan Ton/ *Million Tons*	Jutaan Ton/ *Million Tons*	
Blok/*Block* BORNEO	561,6	102,9	664,5	1)
Blok/*Block* KIM	39,9	12,4	52,3	1)
Blok/*Block* Musi Banyuasin	33,8	53,4	87,2	1)
Blok/*Block* Musi Rawas	137,7	50,9	188,6	1)
Blok/*Block* Rungan	25,7	17,0	42,7	5)
Blok/*Block* MAL	16,2	9,3	25,5	2)
Blok/*Block* BBEP	10,9	4,7	15,6	3)
Blok/*Block* NIP	19,6	14,7	34,3	4)
Isaac Plains Complex, The Range, South Walker Creek dan/*and Poitrel*	208,8	164,0	372,8	6)
	1.054,2	429,3	1.483,5	
Blok/*Block* Ampah	0,2	0,4	0,6	7)
Jumlah/*Total*	1.054,4	429,7	1.484,1	

Catatan/*Notes* :

1) Berdasarkan *JORC Reserve Statement* dari Salva Mining Pty. Ltd., pihak independen, yang diterbitkan pada bulan Januari 2023 (Catatan 1e) dan setelah memperhitungkan produksi batubara sampai dengan Desember 2022 (jika ada)/
Based on JORC Reserve Statement from Salva Mining Pty. Ltd., an independent party, issued in January 2023 (Note 1e) and after considering coal production up to December 2022 (if any)

2) Berdasarkan Laporan *Independent Qualified Person* dari Salva Mining Pty. Ltd., pihak independen, yang diterbitkan pada bulan November 2019 (Catatan 1e) dan setelah memperhitungkan produksi batubara sampai dengan Agustus 2019 (jika ada)/
Based on Independent Qualified Person's Report from Salva Mining Pty. Ltd., an independent party, issued in November 2019 (Note 1e) and after considering coal production up to August 2019 (if any)

3) Berdasarkan Laporan *Independent Qualified Person* dari Salva Mining Pty. Ltd., pihak independen, yang diterbitkan pada bulan Desember 2019 (Catatan 1e) dan setelah memperhitungkan produksi batubara sampai dengan Agustus 2019 (jika ada)/
Based on Independent Qualified Person's Report from Salva Mining Pty. Ltd., an independent party, issued in December 2019 (Note 1e) and after considering coal production up to August 2019 (if any)

4) Berdasarkan Laporan *Independent Qualified Person* dari Salva Mining Pty. Ltd., pihak independen, yang diterbitkan pada bulan Juni 2020 (Catatan 1e) dan setelah memperhitungkan produksi batubara sampai dengan April 2020 (jika ada)/
Based on Independent Qualified Person's Report from Salva Mining Pty. Ltd., an independent party, issued in June 2020 (Note 1e) and after considering coal production up to April 2020 (if any)

5) Berdasarkan *JORC Reserve Statement* dari PT Runge Pincook Minarco, pihak independen, yang diterbitkan pada bulan Desember 2013 (Catatan 1e) dan setelah memperhitungkan produksi batubara sampai dengan Desember 2017 (jika ada)/
Based on JORC Reserve Statement from PT Runge Pincook Minarco, an independent party, issued in December 2013 (Note 1e) and after considering coal production up to December 2017 (if any)

6) Berdasarkan *JORC Reserve Statement* dari Optimal Mining Solution Pty. Ltd., pihak independen, yang diterbitkan pada bulan Februari 2023 (Catatan 1e) dan setelah memperhitungkan produksi batubara sampai dengan Desember 2022 (jika ada)/
Based on JORC Reserve Statement from Optimal Mining Solution Pty. Ltd., an independent party, issued in February 2023 (Note 1e) and after considering coal production up to December 2022 (if any)

7) Berdasarkan data internal setelah memperhitungkan penjualan batubara yang diproduksi dari cadangan batubara Grup selama periode Januari - Desember 2022 (jika ada)/
Based on internal data after considering coal sales which were produced from the Group's coal reserves during period of January - December 2022 (if any)

Grup telah memproduksi batubara sebesar 239,75 juta ton sejak awal kegiatan eksploitasi sampai dengan tanggal 31 Desember 2022.

The Group has produced coal totalling 239.75 million tons from the beginning of exploitation activity until December 31, 2022.

g. Dewan Komisaris, Direksi dan Karyawan

Susunan anggota Dewan Komisaris dan Direksi Perusahaan pada tanggal 31 Desember 2022 berdasarkan Akta No. 55 tanggal 6 Oktober 2022 dari Hannywati Gunawan, S.H., notaris di Jakarta, adalah sebagai berikut:

g. Board of Commissioners, Directors and Employees

The members of the Company's Board of Commissioners and Directors as of December 31, 2022 based on Deed No. 55 dated October 6, 2022 of Hannywati Gunawan, S.H., a public notary in Jakarta, are as follows:

Dewan Komisaris				Board of Commissioners
Presiden Komisaris	:	Franky Oesman Widjaja	:	President Commissioner
Komisaris Independen	:	Dr. Ing. Evita Herawati Legowo	:	Independent Commissioners
		Dr. Robert Arthur Simanjuntak, Ph.D		
		Ir. F. X. Sutijastoto, M.A.		
		Dr. Hendrikus Passagi, S.Sos, S.H., M.Sc		
Direksi				**Directors**
Presiden Direktur	:	Lay Krisnan Cahya	:	President Director
Wakil Presiden Direktur	:	Lokita Prasetya	:	Vice President Director
Direktur	:	Dr. Hermawan Tarjono	:	Directors
		Handhianto Suryo Kentjono		
		Daniel Cahya		
		Alex Sutanto		

Susunan anggota Dewan Komisaris dan Direksi Perusahaan pada tanggal 31 Desember 2021 berdasarkan Akta No. 110 tanggal 28 Mei 2021 dari Hannywati Gunawan, S.H., notaris di Jakarta, adalah sebagai berikut:

The members of the Company's Board of Commissioners and Directors as of December 31, 2021 based on Deed No. 110 dated May 28, 2021 of Hannywati Gunawan, S.H., a public notary in Jakarta, are as follows:

Dewan Komisaris				Board of Commissioners
Presiden Komisaris	:	Franky Oesman Widjaja	:	President Commissioner
Wakil Presiden Komisaris	:	Indra Widjaja	:	Vice President Commissioner
Komisaris Independen	:	Dr. Ing. Evita Herawati Legowo	:	Independent Commissioners
		Dr. Robert Arthur Simanjuntak, Ph.D		
		Dr. Ir. Andy Noorsaman Sommeng, DEA		
Direksi				**Directors**
Presiden Direktur	:	Lay Krisnan Cahya	:	President Director
Wakil Presiden Direktur	:	Lokita Prasetya	:	Vice President Director
Direktur	:	Dr. Hermawan Tarjono	:	Directors
		Handhianto Suryo Kentjono		
		Daniel Cahya		
		Alex Sutanto		

Susunan Komite Audit pada tanggal 31 Desember 2022 berdasarkan Keputusan Sirkular Dewan Komisaris Perusahaan tanggal 6 Oktober 2022, adalah sebagai berikut:

The members of the Audit Committee of the Company as of December 31, 2022 based on the Circular Resolution of the Company's Board of Commissioners dated October 6, 2022, are as follows:

Ketua	:	Dr. Robert Arthur Simanjuntak	:	Chairman
Anggota	:	Drs. Carel Risakotta	:	Members
		Michell Suharli		
		Dr. Hendrikus Passagi, S.Sos, S.H., M.Sc.		

Susunan Komite Audit pada tanggal 31 Desember 2021 berdasarkan Keputusan Sirkular Dewan Komisaris Perusahaan tanggal 18 Juni 2019, adalah sebagai berikut:

The members of the Audit Committee of the Company as of December 31, 2021 based on the Circular Resolution of the Company's Board of Commissioners dated June 18, 2019, are as follows:

Ketua	:	Dr. Robert Arthur Simanjuntak	:	Chairman
Anggota	:	Dr. Asep Karsadi, M.Sc	:	Members
		Drs. Carel Risakotta		

Personel manajemen kunci Grup terdiri dari Komisaris dan Direksi.

The key management personnel of the Group consists of Commissioners and Directors.

Jumlah karyawan Grup (tidak diaudit) pada tanggal 31 Desember 2022 dan 2021 masing-masing adalah 2.972 dan 2.005 karyawan.

As of December 31, 2022 and 2021, the Group has 2,972 and 2,005 employees (unaudited), respectively.

h. Penyelesaian Laporan Keuangan Konsolidasian

Laporan keuangan konsolidasian PT Dian Swastatika Sentosa Tbk dan entitas anak untuk tahun yang berakhir 31 Desember 2022 telah diselesaikan dan diotorisasi untuk terbit oleh Direksi Perusahaan pada tanggal 10 Maret 2023. Direksi bertanggung jawab atas penyusunan dan penyajian laporan keuangan konsolidasian tersebut.

h. Completion of Consolidated Financial Statements

The consolidated financial statements of PT Dian Swastatika Sentosa Tbk and its subsidiaries for the year ended December 31, 2022 were completed and authorized for issuance on March 10, 2023 by the Company's Directors who are responsible for the preparation and the presentation of the consolidated financial statements.

2. Ikhtisar Kebijakan Akuntansi dan Pelaporan Keuangan Penting

a. Dasar Penyusunan dan Pengukuran Laporan Keuangan Konsolidasian

Laporan keuangan konsolidasian disusun dan disajikan dengan menggunakan Standar Akuntansi Keuangan di Indonesia, meliputi pernyataan dan interpretasi yang diterbitkan oleh Dewan Standar Akuntansi Keuangan Ikatan Akuntan Indonesia (IAI) dan Dewan Standar Akuntansi Syariah IAI, dan Peraturan OJK No. VIII.G.7 tentang "Penyajian dan Pengungkapan Laporan Keuangan Emiten atau Perusahaan Publik".

Dasar pengukuran laporan keuangan konsolidasian ini adalah konsep biaya perolehan, kecuali beberapa akun tertentu disusun berdasarkan pengukuran lain, sebagaimana diuraikan dalam kebijakan akuntansi masing-masing akun tersebut. Laporan keuangan konsolidasian ini disusun dengan metode akrual, kecuali laporan arus kas konsolidasian.

Laporan arus kas konsolidasian disusun dengan menggunakan metode langsung dengan mengelompokkan arus kas dalam aktivitas operasi, investasi dan pendanaan.

Kebijakan akuntansi yang diterapkan dalam penyusunan laporan keuangan konsolidasian untuk tahun yang berakhir 31 Desember 2022 adalah konsisten dengan kebijakan akuntansi yang diterapkan dalam penyusunan laporan keuangan konsolidasian untuk tahun yang berakhir 31 Desember 2021.

2. Summary of Significant Accounting and Financial Reporting Policies

a. Basis of Consolidated Financial Statements Preparation and Measurement

The consolidated financial statements have been prepared and presented in accordance with Indonesian Financial Accounting Standards "SAK", which comprise the statements and interpretations issued by the Board of Financial Accounting Standards of the Institute of Indonesia Chartered Accountants (IAI) and the Board of Sharia Accounting Standards of IAI, and OJK Regulation No. VIII.G.7 regarding "Presentation and Disclosures of Public Companies' Financial Statements". Such consolidated financial statements are an English translation of the Group's statutory report in Indonesia.

The measurement basis used is the historical cost, except for certain accounts which are measured on the bases described in the related accounting policies. The consolidated financial statements, except for the consolidated statements of cash flows, are prepared using the accrual basis of accounting.

The consolidated statements of cash flows are prepared using the direct method with classifications of cash flows into operating, investing and financing activities.

The accounting policies adopted in the preparation of the consolidated financial statements for the year ended December 31, 2022 are consistent with those adopted in the preparation of the consolidated financial statements for the year ended December 31, 2021.

Mata uang yang digunakan dalam penyusunan dan penyajian laporan keuangan konsolidasian adalah mata uang Dolar Amerika Serikat (US$) yang juga merupakan mata uang fungsional Perusahaan. Kecuali dinyatakan secara khusus, angka-angka dalam laporan keuangan konsolidasian disajikan dalam Dolar Amerika Serikat penuh.

The currency used in the preparation and presentation of the consolidated financial statements is the U.S. Dollar (US$) which is also the functional currency of the Company. Unless otherwise stated, all amounts presented in the consolidated financial statements are stated in full amount of U.S. Dollar.

b. Prinsip Konsolidasi

b. Basis of Consolidation

Laporan keuangan konsolidasian meliputi laporan keuangan Perusahaan dan entitas-entitas (termasuk entitas terstruktur) yang dikendalikan oleh Perusahaan dan entitas anak (Grup). Pengendalian diperoleh apabila Grup memiliki seluruh hal berikut ini:

- kekuasaan atas *investee*;
- eksposur atau hak atas imbal hasil variabel dari keterlibatannya dengan *investee*; dan
- kemampuan untuk menggunakan kekuasaannya atas *investee* untuk mempengaruhi jumlah imbal hasil Grup**.**

The consolidated financial statements incorporate the financial statements of the Company and entities (including structured entities) controlled by the Company and its subsidiaries (the Group). Control is achieved when the Group has all the following:

- power over the investee;
- is exposed, or has rights, to variable returns from its involvement with the investee; and
- the ability to use its power to affect its returns.

Pengkonsolidasian entitas anak dimulai pada saat Grup memperoleh pengendalian atas entitas anak dan berakhir pada saat Grup kehilangan pengendalian atas entitas anak. Secara khusus, penghasilan dan beban entitas anak yang diakuisisi atau dilepaskan selama periode berjalan termasuk dalam laporan laba rugi dan penghasilan komprehensif lain konsolidasian sejak tanggal Grup memperoleh pengendalian sampai dengan tanggal Grup kehilangan pengendalian atas entitas anak.

Consolidation of a subsidiary begins when the Group obtains control over the subsidiary and ceases when the Group loses control of the subsidiary. Specifically, income and expenses of a subsidiary acquired or disposed of during the period are included in the consolidated statement of profit or loss and other comprehensive income from the date the Group gains control until the date when the Group ceases to control the subsidiary.

Seluruh aset dan liabilitas, ekuitas, penghasilan, beban dan arus kas dalam intra kelompok usaha terkait dengan transaksi antar entitas dalam Grup dieliminasi secara penuh dalam laporan keuangan konsolidasian.

All intragroup assets and liabilities, equity, income, expenses and cash flows relating to transactions between members of the Group are eliminated in full on consolidation.

Laba rugi dan setiap komponen penghasilan komprehensif lain diatribusikan kepada pemilik Perusahaan dan kepentingan nonpengendali (KNP) meskipun hal tersebut mengakibatkan KNP memiliki saldo defisit.

Profit or loss and each component of other comprehensive income are attributed to the owners of the Company and to the non-controlling interest (NCI) even if this results in the NCI having a deficit balance.

KNP disajikan dalam laporan laba rugi dan penghasilan komprehensif lain konsolidasian dan dalam ekuitas pada laporan posisi keuangan konsolidasian, terpisah dari bagian yang dapat diatribusikan kepada pemilik Perusahaan.

NCI is presented in the consolidated statement of profit or loss and other comprehensive income and under the equity section of the consolidated statement of financial position, respectively, separately from the corresponding portion attributable to owners of the Company.

Transaksi dengan KNP yang tidak mengakibatkan hilangnya pengendalian dicatat sebagai transaksi ekuitas. Selisih antara nilai wajar imbalan yang dialihkan dengan bagian relatif atas nilai tercatat aset bersih entitas anak yang diakuisisi dicatat di ekuitas. Keuntungan atau kerugian dari pelepasan kepada KNP juga dicatat di ekuitas.

Transactions with NCI that do not result in loss of control are accounted for as equity transactions. The difference between the fair value of any consideration paid and the relevant share acquired of the carrying value of net assets of the subsidiary is recorded in equity. Gains or losses on disposals to NCI are also recorded in equity.

c. Kombinasi Bisnis

Entitas Tidak Sepengendali

Kombinasi bisnis, kecuali kombinasi bisnis entitas sepengendali, dicatat dengan menggunakan metode akuisisi. Biaya perolehan dari sebuah akuisisi diukur pada nilai agregat imbalan yang dialihkan, diukur pada nilai wajar pada tanggal akuisisi dan jumlah setiap KNP pada pihak yang diakuisisi. Untuk setiap kombinasi bisnis, pihak pengakuisisi mengukur KNP pada entitas yang diakuisisi pada nilai wajar atau sebesar proporsi kepemilikan KNP atas aset neto yang teridentifikasi dari entitas yang diakuisisi. Biaya-biaya akuisisi yang timbul dibebankan langsung dan disajikan sebagai "Beban lain-lain".

Ketika melakukan akuisisi atas sebuah bisnis, Grup mengklasifikasikan dan menentukan aset keuangan yang diperoleh dan liabilitas keuangan yang diambil alih berdasarkan pada persyaratan kontraktual, kondisi ekonomi dan kondisi terkait lain yang ada pada tanggal akuisisi. Grup dapat memilih untuk menerapkan 'pengujian konsentrasi nilai wajar' yang mengijinkan penilaian yang disederhanakan apakah rangkaian aktivitas dan aset yang diakuisisi bukan merupakan suatu bisnis. Pengujian konsentrasi dapat diterapkan secara terpisah untuk setiap transaksi. Pengujian konsentrasi opsional terpenuhi jika secara substansial seluruh nilai wajar aset bruto yang diakuisisi terkonsentrasi dalam aset teridentifikasi tunggal atau kelompok aset teridentifikasi serupa. Jika pengujian terpenuhi, rangkaian aktivitas dan aset ditentukan bukan merupakan suatu bisnis dan tidak diperlukan penilaian lanjutan. Jika pengujian tidak terpenuhi atau jika Grup memilih untuk tidak menerapkan pengujian tersebut, penilaian yang detail harus dilakukan sesuai dengan persyaratan normal dalam PSAK No. 22, "Kombinasi Bisnis".

c. Accounting for Business Combination

Among Entities Not Under Common Control

Business combinations, except business combinations among entities under common control, are accounted for using the acquisition method. The cost of an acquisition is measured as the aggregate of the consideration transferred, measured at the acquisition date fair value and the amount of any NCI in the acquiree. For each business combination, the acquirer measures the NCI in the acquiree either at fair value or at the proportionate share of the acquiree's identifiable net assets. Acquisition related costs incurred are directly expensed and included in "Other expenses".

When the Group acquires a business, it assesses the financial assets acquired and liabilities assumed for appropriate classification and designation in accordance with the contractual terms, economic circumstances and pertinent conditions as of the acquisition date. The Group has an option to apply a 'fair value concentration test' that permits a simplified assessment of whether an acquired set of activities and assets is not a business. The concentration test can be applied on a transaction-by-transaction basis. The optional concentration test is met if substantially all of the fair value of the gross assets acquired is concentrated in a single identifiable asset or group of similar identifiable assets. If the test is met, the set of activities and assets is determined not to be a business and no further assessment is needed. If the test is not met, or if the Group elects not to apply the test, a detailed assessment must be performed by applying the normal requirements in PSAK No. 22, "Business Combination".

Dalam suatu kombinasi bisnis yang dilakukan secara bertahap, pada tanggal akuisisi pihak pengakuisisi mengukur kembali nilai wajar kepentingan ekuitas yang dimiliki sebelumnya pada pihak yang diakuisisi dan mengakui keuntungan atau kerugian yang dihasilkan dalam laba rugi.

If the business combination is achieved in stages, the acquisition date fair value of the acquirer's previously held equity interest in the acquiree is remeasured to fair value at the acquisition date through profit or loss.

Pada tanggal akuisisi, goodwill awalnya diukur pada harga perolehan yang merupakan selisih lebih nilai agregat dari imbalan yang dialihkan dan jumlah yang diakui untuk KNP atas aset bersih teridentifikasi yang diperoleh dan liabilitas yang diambil alih. Jika nilai agregat tersebut lebih kecil dari nilai wajar aset neto entitas anak yang diakuisisi, selisih tersebut diakui dalam laba rugi.

At the acquisition date, goodwill is initially measured at cost being the excess of the aggregate of the consideration transferred and the amount recognized for NCI over the net identifiable assets acquired and liabilities assumed. If this consideration is lower than the fair value of the net assets of the subsidiary acquired, the difference is recognized in profit or loss.

Setelah pengakuan awal, goodwill diukur pada jumlah tercatat dikurangi akumulasi kerugian penurunan nilai. Untuk tujuan uji penurunan nilai, goodwill yang diperoleh dari suatu kombinasi bisnis, sejak tanggal akuisisi, dialokasikan kepada setiap Unit Penghasil Kas ("UPK") dari Perusahaan dan/atau entitas anak yang diharapkan akan menerima manfaat dari sinergi kombinasi tersebut, terlepas dari apakah aset atau liabilitas lain dari pihak yang diakuisisi dialokasikan ke UPK tersebut.

After initial recognition, goodwill is measured at cost less any accumulated impairment losses. For the purpose of impairment testing, goodwill acquired in a business combination is, from the acquisition date, allocated to each of the Company and/or its subsidiaries' Cash-Generating Units ("CGU") that are expected to benefit from the combination, irrespective of whether other assets or liabilities of the acquiree are assigned to those CGUs.

Jika goodwill telah dialokasikan pada suatu UPK dan operasi tertentu atas UPK tersebut dihentikan, maka goodwill yang diasosiasikan dengan operasi yang dihentikan tersebut termasuk dalam jumlah tercatat operasi tersebut ketika menentukan keuntungan atau kerugian dari pelepasan. Goodwill yang dilepaskan tersebut diukur berdasarkan nilai relatif operasi yang dihentikan dan porsi UPK yang ditahan.

Where goodwill forms part of a CGU and part of the operation within that CGU is disposed of, the goodwill associated with the operation disposed of is included in the carrying amount of the operation when determining the gain or loss on disposal of the operation. Goodwill disposed of in this circumstance is measured based on the relative values of the operation disposed of and the portion of the CGU retained.

Imbalan kontinjensi yang dialihkan oleh pihak pengakuisisi diakui sebesar nilai wajar pada tanggal akuisisi. Perubahan nilai wajar atas imbalan kontinjensi setelah tanggal akuisisi yang diklasifikasikan sebagai aset atau liabilitas, akan diakui dalam laba rugi atau penghasilan komprehensif lain sesuai dengan PSAK No. 55. Jika diklasifikasikan sebagai ekuitas, imbalan kontinjensi tidak diukur kembali dan penyelesaian selanjutnya diperhitungkan dalam ekuitas.

Any contingent consideration to be transferred by the acquirer will be recognized at fair value at the acquisition date. Subsequent changes to the fair value of the contingent consideration which is deemed to be an asset or liability will be recognized in accordance with PSAK No. 55 either in profit or loss or as other comprehensive income. If the contingent consideration is classified as equity, it should not be measured until it is finally settled within equity.

Jika proses akuntansi awal untuk kombinasi bisnis belum selesai pada akhir periode pelaporan saat kombinasi terjadi, maka Grup melaporkan jumlah sementara untuk pos-pos yang proses akuntansinya belum selesai. Jumlah-jumlah sementara tersebut disesuaikan selama periode pengukuran, atau aset atau liabilitas tambahan diakui, untuk mencerminkan informasi baru yang diperoleh tentang fakta dan keadaan yang ada pada tanggal akuisisi dan, jika diketahui, telah berdampak pada pengukuran jumlah-jumlah yang diakui pada tanggal tersebut.

If the initial accounting for a business combination is incomplete by the end of the reporting period in which the combination occurs, the Group reports provisional amounts for the items for which the accounting is incomplete. Those provisional amounts are adjusted during the measurement period, or additional assets or liabilities are recognized, to reflect new information obtained about facts and circumstances that existed at the acquisition date that, if known, would have affected the amounts recognized at that date.

d. Penjabaran Mata Uang Asing

Mata Uang Fungsional dan Pelaporan

Akun-akun yang tercakup dalam laporan keuangan setiap entitas dalam Grup diukur menggunakan mata uang dari lingkungan ekonomi utama dimana entitas beroperasi (mata uang fungsional).

Transaksi dan Saldo

Transaksi dalam mata uang asing dijabarkan kedalam mata uang fungsional menggunakan kurs pada tanggal transaksi. Keuntungan atau kerugian selisih kurs yang timbul dari penyelesaian transaksi dan dari penjabaran pada kurs akhir periode atas aset dan liabilitas moneter dalam mata uang asing diakui dalam laba rugi.

Pada tanggal 31 Desember 2022 dan 2021, kurs konversi yakni kurs tengah Bank Indonesia, yang digunakan oleh Grup adalah sebagai berikut:

d. Foreign Currency Translation

Functional and Reporting Currencies

Items included in the financial statements of each of the Group's companies are measured using the currency of the primary economic environment in which the entity operates (the functional currency).

Transactions and Balances

Foreign currency transactions are translated into the functional currency using the exchange rates prevailing at the dates of the transactions. Foreign exchange gains and losses resulting from the settlement of such transactions and from the translation at period end exchange rates of monetary assets and liabilities denominated in foreign currencies are recognized in profit or loss.

As of December 31, 2022 and 2021, the conversion rates used by the Group were the middle rates of Bank Indonesia as follows:

Valuta Asing	2022	2021	Foreign Currency
	US$	US$	
1.000 Rupiah	0,06	0,07	1,000 Rupiah
100 Yen Jepang	0,75	0,87	100 Japan Yen
1 Dolar Singapura	0,74	0,74	1 Singapore Dollar
1 Euro	1,06	1,13	1 Euro
1 Poundsterling	1,20	1,35	1 Great Britain Poundsterling
1 Yuan Cina	0,14	0,16	1 China Yuan
1 Dolar Hongkong	0,13	0,13	1 Hongkong Dollar
1 Ringgit Malaysia	0,23	0,24	1 Malaysian Ringgit
1 Dolar Australia	0,67	0,72	1 Australian Dollar

Kelompok Usaha Grup

Hasil usaha dan posisi keuangan dari kelompok usaha Grup yang memiliki mata uang fungsional yang berbeda dengan mata uang pelaporan, dijabarkan pada mata uang pelaporan sebagai berikut:

1. aset dan liabilitas dari setiap laporan posisi keuangan yang disajikan, dijabarkan pada kurs penutup pada tanggal laporan posisi keuangan;

2. penghasilan dan beban untuk setiap laporan laba rugi dijabarkan menggunakan kurs rata-rata; dan

3. seluruh selisih kurs yang timbul diakui dalam komponen ekuitas yang terpisah.

Group's Companies

The results and financial position of all the Group's companies that have a functional currency different from the reporting currency are translated into the reporting currency as follows:

1. assets and liabilities for each statement of financial position presented are translated at the closing rate at the date of that statement of financial position;

2. income and expenses for each statement of income are translated at average exchange rates; and

3. all resulting exchange differences are recognized as a separate component of equity.

e. Transaksi Pihak Berelasi

Orang atau entitas dikategorikan sebagai pihak berelasi Grup apabila memenuhi definisi pihak berelasi berdasarkan PSAK No. 7 "Pengungkapan Pihak-pihak Berelasi".

Semua transaksi signifikan dengan pihak berelasi telah diungkapkan dalam laporan keuangan konsolidasian.

e. Transactions with Related Parties

A person or entity is considered a related party of the Group if it meets the definition of a related party in PSAK No. 7 "Related Party Disclosures".

All significant transactions with related parties are disclosed in the consolidated financial statements.

f. Klasifikasi Lancar dan Tidak Lancar

Grup menyajikan aset dan liabilitas dalam laporan posisi keuangan konsolidasian berdasarkan klasifikasi lancar/tidak lancar. Suatu aset disajikan lancar bila:

i. akan direalisasi, dijual atau dikonsumsi dalam siklus operasi normal,

ii. untuk diperdagangkan, atau

iii. akan direalisasi dalam 12 bulan setelah tanggal pelaporan, atau kas atau setara kas, kecuali yang dibatasi penggunaannya atau akan digunakan untuk melunasi suatu liabilitas dalam paling lambat 12 bulan setelah tanggal pelaporan.

Seluruh aset lain diklasifikasikan sebagai tidak lancar.

f. Current and Non-current Classification

The Group presents assets and liabilities in the consolidated statement of financial position based on current/non-current classification. An asset is current when it is:

i. expected to be realized or intended to be sold or consumed in the normal operating cycle,

ii. held primarily for the purpose of trading, or

iii. expected to be realized within 12 months after the reporting period, or cash or cash equivalents unless restricted from being exchanged or used to settle a liability for at least 12 months after the reporting period.

All other assets are classified as non-current.

Suatu liabilitas disajikan jangka pendek bila:

i. akan dilunasi dalam siklus operasi normal,

ii. untuk diperdagangkan,

iii. akan dilunasi dalam 12 bulan setelah tanggal pelaporan, atau

iv. tidak ada hak tanpa syarat untuk menangguhkan pelunasannya dalam paling tidak 12 bulan setelah tanggal pelaporan.

Seluruh liabilitas lain diklasifikasikan sebagai jangka panjang.

A liability is current when it is:

i. expected to be settled in the normal operating cycle,

ii. held primarily to the purpose of trading,

iii. settled within 12 months after the reporting period, or

iv. there is no unconditional right to defer the settlement of the liability for at least 12 months after the reporting period.

All other liabilities are classified as non-current.

g. Kas dan Setara Kas

Kas terdiri dari kas dan bank. Setara kas adalah semua investasi yang bersifat jangka pendek dan sangat likuid yang dapat segera dikonversi menjadi kas dengan jatuh tempo dalam waktu tiga bulan atau kurang sejak tanggal penempatannya, dan yang tidak dijaminkan serta tidak dibatasi pencairannya.

g. Cash and Cash Equivalents

Cash consists of cash on hand and in banks. Cash equivalents are short-term, highly liquid investments that are readily convertible to known amounts of cash with original maturities of three (3) months or less from the date of placements, and which are not used as collateral and are not restricted.

h. Investasi Jangka Pendek

Investasi jangka pendek merupakan penempatan dana dengan jangka waktu lebih dari tiga bulan tetapi tidak lebih dari satu tahun dan tidak dijadikan sebagai jaminan atas liabilitas dan pinjaman lainnya.

h. Short-term Investments

Short-term investments represent placements in funds with maturities of more than three months but not more than one year and are not pledged as collateral on the credit facilities.

i. Instrumen Keuangan

Aset Keuangan

Grup mengklasifikasikan aset keuangan sesuai dengan PSAK No. 71, Instrumen Keuangan, sehingga setelah pengakuan awal aset keuangan diukur pada biaya perolehan diamortisasi, nilai wajar melalui penghasilan komprehensif lain atau nilai wajar melalui laba rugi, dengan menggunakan dua dasar, yaitu:

(a) Model bisnis Grup dalam mengelola aset keuangan; dan
(b) Karakteristik arus kas kontraktual dari aset keuangan.

Pada tanggal 31 Desember 2022 dan 2021, aset keuangan Grup terdiri dari aset keuangan pada biaya perolehan diamortisasi, aset keuangan yang diukur pada nilai wajar melalui penghasilan komprehensif lain dan aset keuangan yang diukur pada nilai wajar melalui laba rugi.

i. Financial Instruments

Financial Assets

The Group classifies its financial assets in accordance with PSAK No. 71, Financial Instruments, which classifies financial assets as subsequently measured at amortized cost, fair value through comprehensive income or fair value through profit or loss, on the basis of both:

(a) The Group's business model for managing the financial assets; and
(b) The contractual cash flow characteristics of the financial assets.

As of December 31, 2022 and 2021, the Group's financial assets consist of financial assets at amortized cost, financial assets at fair value through other comprehensive income and financial assets at fair value through profit or loss.

1. Aset Keuangan pada Biaya Perolehan Diamortisasi

Aset keuangan diukur pada biaya perolehan diamortisasi jika kedua kondisi berikut terpenuhi:

(a) Aset keuangan dikelola dalam model bisnis yang bertujuan untuk memiliki aset keuangan dalam rangka mendapatkan arus kas kontraktual; dan

(b) Persyaratan kontraktual dari aset keuangan menghasilkan arus kas pada tanggal tertentu yang semata dari pembayaran pokok dan bunga dari jumlah pokok terutang.

Aset keuangan pada biaya perolehan diamortisasi diukur pada jumlah yang diakui saat pengakuan awal dikurangi pembayaran pokok, ditambah atau dikurangi dengan amortisasi kumulatif menggunakan metode suku bunga efektif yang dihitung dari selisih antara nilai awal dan nilai jatuh temponya, dan dikurangi dengan cadangan kerugian ekspektasian.

Pada tanggal 31 Desember 2022 dan 2021, kategori ini meliputi kas dan setara kas, piutang usaha, piutang lain-lain, piutang lain-lain jangka panjang, dan aset tidak lancar lain-lain (setoran jaminan dan dana yang dibatasi pencairannya) yang dimiliki oleh Grup.

2. Aset Keuangan yang Diukur pada Nilai Wajar melalui Penghasilan Komprehensif Lain

Aset keuangan diukur pada nilai wajar melalui penghasilan komprehensif lain jika kedua kondisi berikut terpenuhi:

(a) Aset keuangan dikelola dalam model bisnis yang tujuannya akan terpenuhi dengan mendapatkan arus kas kontraktual dan menjual aset keuangan; dan

1. Financial Assets at Amortized Cost

A financial asset shall be measured at amortized cost if both of the following conditions are met:

(a) The financial asset is held within a business model whose objective is to hold financial assets in order to collect contractual cash flows; and

(b) The contractual terms of the financial assets give rise on specified dates to cash flows that are solely payments of principal and interest on the principal amount outstanding.

Financial assets at amortized cost are measured at the initial amount minus the principal repayments, plus or minus the cumulative amortization using the effective interest method of any difference between that initial amount and the maturity amount, adjusted for the expected credit loss allowance.

As of December 31, 2022 and 2021, the Group's cash and cash equivalents, trade accounts receivable, other receivables, long-term other receivables, and other noncurrent assets (security deposits and restricted funds) are included in this category.

2. Financial Assets at Fair Value through Other Comprehensive Income

A financial asset shall be measured at fair value through other comprehensive income if both of the following conditions are met:

(a) The financial asset is held within a business model whose objective is achieved by both collecting contractual cash flows and selling financial assets; and

(b) Persyaratan kontraktual dari aset keuangan menghasilkan arus kas pada tanggal tertentu yang semata dari pembayaran pokok dan bunga dari jumlah pokok terutang.

Aset keuangan berupa surat berharga utang yang diukur pada nilai wajar melalui penghasilan komprehensif lain selanjutnya diukur pada nilai wajar dikurangi dengan cadangan kerugian kredit ekspektasian, dengan keuntungan atau kerugian yang belum direalisasi diakui dalam penghasilan komprehensif lain, sampai aset keuangan tersebut dihentikan pengakuannya atau direklasifikasi, dimana pada saat itu akumulasi keuntungan atau kerugian direklasifikasi ke laba rugi. Keuntungan atau kerugian penurunan nilai dan selisih kurs dan bunga yang dihitung menggunakan metode suku bunga efektif diakui dalam laba rugi.

Aset keuangan berupa instrumen ekuitas yang diukur pada nilai wajar melalui penghasilan komprehensif lain selanjutnya diukur pada nilai wajar, dengan keuntungan atau kerugian yang belum direalisasi diakui dalam penghasilan komprehensif lain. Saat aset keuangan tersebut dihentikan pengakuannya atau direklasifikasi, akumulasi keuntungan atau kerugian direklasifikasi ke saldo laba.

Pada tanggal 31 Desember 2022 dan 2021, kategori ini meliputi investasi dalam saham dan saham preferen yang dapat ditebus sebagaimana diungkapkan dalam Catatan 5 dan 11 atas laporan keuangan konsolidasian.

3. Aset Keuangan yang Diukur pada Nilai Wajar melalui Laba Rugi

Aset keuangan diukur pada nilai wajar melalui laba rugi kecuali aset keuangan tersebut diukur pada biaya perolehan diamortisasi atau pada nilai wajar melalui penghasilan komprehensif lain.

Derivatif juga diklasifikasikan sebagai diukur pada nilai wajar melalui laba rugi, kecuali derivatif yang ditetapkan sebagai instrumen lindung nilai yang efektif.

(b) The contractual terms of the financial asset give rise on specified dates to cash flows that are solely payments of principal and interest on the principal amount outstanding.

Debt securities financial assets which are initially measured at fair value through comprehensive income are subsequently measured at fair value less allowance for expected credit loss, with unrealized gains or losses recognized in other comprehensive income until the financial assets are derecognized or reclassified, at which time the cumulative gain or loss is reclassified to profit or loss. Gains or losses from impairment and foreign exchange and interest calculated using effective interest method are recognized in profit or loss.

Equity securities financial assets which are initially measured at fair value through comprehensive income are subsequently measured at fair value, with unrealized gains or losses recognized in other comprehensive income. At the time the financial assets are derecognized or reclassified, the cumulative gain or loss is reclassified to retained earnings.

As of December 31, 2022 and 2021, this category includes investments in shares of stock and redeemable preference shares as disclosed in Notes 5 and 11 to the consolidated financial statements.

3. Financial Assets at Fair Value through Profit or Loss

A financial asset shall be measured at FVPL unless it is measured at amortized cost or at fair value through comprehensive income.

Derivatives are also categorized as fair value through profit or loss unless they are designated as effective hedging instruments.

Aset keuangan yang diukur pada nilai wajar melalui laba rugi dicatat pada laporan posisi keuangan konsolidasian pada nilai wajarnya. Perubahan nilai wajar langsung diakui dalam laba rugi. Bunga yang diperoleh dicatat sebagai pendapatan bunga, sedangkan pendapatan dividen dicatat sebagai bagian dari pendapatan lain-lain sesuai dengan persyaratan dalam kontrak, atau pada saat hak untuk memperoleh pembayaran atas dividen tersebut telah ditetapkan.

Financial assets at FVPL are recorded in the consolidated statement of financial position at fair value. Changes in the fair value are recognized directly in profit or loss. Interest earned is recorded as interest income, while dividend income is recorded as part of other income according to the terms of the contract, or when the right of payment has been established.

Pada tanggal 31 Desember 2022 dan 2021, kategori ini meliputi investasi dalam obligasi konversi, saham, *unit link* dan reksa dana (Catatan 5) dan investasi dalam obligasi (Catatan 11) atas laporan keuangan konsolidasian.

As of December 31, 2022 and 2021, this category includes Group's investments in convertible bonds, equity securities, unit link and mutual funds (Note 5) and investment in bond (Note 11) to consolidated financial statements.

Liabilitas Keuangan dan Instrumen Ekuitas

Liabilitas keuangan dan instrumen ekuitas Grup diklasifikasikan berdasarkan substansi perjanjian kontraktual serta definisi liabilitas keuangan dan instrumen ekuitas. Kebijakan akuntansi yang diterapkan atas instrumen keuangan tersebut diungkapkan berikut ini.

Financial Liabilities and Equity Instruments

Financial liabilities and equity instruments of the Group are classified according to the substance of the contractual arrangements entered into and the definitions of a financial liability and equity instrument. The accounting policies adopted for specific financial instruments are set out below.

Instrumen Ekuitas

Instrumen ekuitas adalah setiap kontrak yang memberikan hak residual atas aset suatu entitas setelah dikurangi dengan seluruh liabilitasnya. Instrumen ekuitas dicatat sejumlah hasil yang diterima, setelah dikurangkan dengan biaya penerbitan langsung.

Equity Instruments

An equity instrument is any contract that evidences a residual interest in the assets of an entity after deducting all of its liabilities. Equity instruments are recorded at the proceeds received, net-off direct issue costs.

Liabilitas Keuangan

Liabilitas keuangan dalam lingkup PSAK No. 71 diklasifikasikan sebagai berikut: (i) liabilitas keuangan yang diukur dengan biaya diamortisasi dan (ii) liabilitas keuangan yang diukur dengan nilai wajar melalui laba rugi atau melalui penghasilan komprehensif lain. Grup menentukan klasifikasi liabilitas keuangan pada saat pengakuan awal.

Financial Liabilities

Financial liabilities within the scope of PSAK No. 71 are classified as follows: (i) financial liabilities at amortized cost and (ii) financial liabilities at fair value through profit or loss (FVPL) or other comprehensive income (FVOCI). The Group determines the classification of its financial liabilities at initial recognition.

Seluruh liabilitas keuangan diakui pada awalnya sebesar nilai wajar dan, dalam hal pinjaman dan utang, termasuk biaya transaksi yang dapat diatribusikan secara langsung dan selanjutnya diukur pada biaya perolehan diamortisasi dengan menggunakan metode suku bunga efektif. Amortisasi suku bunga efektif disajikan sebagai bagian dari beban keuangan dalam laba rugi.

All financial liabilities are recognized initially at fair value and, in the case of loans and borrowings, inclusive of directly attributable transaction costs and subsequently measured at amortized cost using the effective interest rate method. The amortization of the effective interest rate is included in finance costs in profit or loss.

Pada tanggal 31 Desember 2022 dan 2021, Grup memiliki liabilitas keuangan yang diukur pada biaya perolehan diamortisasi. Oleh karena itu, kebijakan akuntansi terkait dengan instrumen keuangan dalam kategori liabilitas keuangan yang diukur pada nilai wajar melalui laba rugi tidak diungkapkan.

As December 31, 2022 and 2021, the Group has financial liabilities at amortized cost. Thus, accounting policies related to financial liabilities at fair value through profit or loss were not disclosed.

Liabilitas Keuangan yang Diukur pada Biaya Perolehan Diamortisasi

Financial Liabilities at Amortized Cost

Liabilitas keuangan pada biaya perolehan diamortisasi diukur pada jumlah yang diakui saat pengakuan awal dikurangi pembayaran pokok, ditambah atau dikurangi dengan amortisasi kumulatif menggunakan metode suku bunga efektif yang dihitung dari selisih antara nilai awal dan nilai jatuh temponya.

Financial liabilities at amortized cost are measured at the initial amount minus the principal repayments, plus or minus the cumulative amortization using the effective interest method of any difference between that initial amount and the maturity amount.

Pada tanggal 31 Desember 2022 dan 2021, kategori ini meliputi utang bank dan lembaga keuangan jangka pendek, utang usaha, utang lain-lain, utang lain-lain jangka panjang - pihak ketiga, beban akrual, utang bank dan lembaga keuangan jangka panjang, *senior secured notes* dan liabilitas jangka panjang lainnya yang dimiliki oleh Grup.

As of December 31, 2022 and 2021, the Group's short-term loans from banks and financial institutions, trade accounts payable, other accounts payable, long-term other accounts payable - third parties, accrued expenses, long-term loans from banks and financial institutions, senior secured notes and other noncurrent liabilities are included in this category.

Instrumen Keuangan Derivatif dan Aktivitas Lindung Nilai

Derivative Financial Instruments and Hedging Activities

Derivatif pada pengakuan awal diakui sebesar nilai wajar pada tanggal kontrak derivatif dan selanjutnya diukur kembali pada nilai wajar. Metode pengakuan keuntungan atau kerugian yang timbul dari pengukuran kembali tergantung apakah derivatif tersebut ditujukan untuk instrumen lindung nilai, dengan demikian tergantung pada, sifat *item* yang dilindung nilai. Grup mengkategorikan derivatif sebagai salah satu dari:

Derivatives are initially recognized at fair value on the date a derivative contract is entered into and are subsequently remeasured at their fair values. The method of recognizing the resulting gain or loss depends on whether the derivative is designated as a hedging instrument, and if so, the nature of the item being hedged. The Group designates certain derivatives as either:

a. lindung nilai atas nilai wajar dari aset atau liabilitas yang diakui, atau komitmen pasti yang belum diakui (lindung nilai atas nilai wajar);

a. hedges of the fair value of recognized assets or liabilities or a firm commitment (fair value hedges);

b. lindung nilai atas risiko tertentu yang menyertai aset atau liabilitas yang diakui atau prakiraan transaksi yang kemungkinan besar terjadi (lindung nilai atas arus kas); atau

c. lindung nilai atas investasi neto pada kegiatan usaha luar negeri (lindung nilai atas investasi neto).

Pada saat dimulainya transaksi, Grup mendokumentasikan hubungan antara instrumen lindung nilai dan *item* yang dilindung nilai, termasuk tujuan manajemen risiko dan strategi untuk melakukan berbagai transaksi lindung nilai. Grup juga mendokumentasikan penelaahannya, baik pada tahap awal maupun selama proses transaksi, mengenai apakah derivatif yang digunakan dalam transaksi lindung nilai efektif untuk saling hapus atas perubahan nilai wajar atau arus kas dari *item* yang dilindung nilai.

Lindung nilai atas arus kas

Porsi efektif dari perubahan nilai wajar derivatif yang ditujukan untuk dan memenuhi syarat sebagai lindung nilai atas arus kas diakui dalam penghasilan komprehensif lain. Keuntungan atau kerugian terkait dengan porsi yang tidak efektif langsung diakui dalam laba rugi pada akun "Penghasilan (beban) lain-lain - bersih".

Jumlah yang terakumulasi dalam ekuitas dipindahkan ke laba rugi dalam periode dimana *item* yang dilindung nilai mempengaruhi laba rugi. Keuntungan atau kerugian terkait dengan porsi efektif dari lindung nilai swap suku bunga atas pinjaman berbunga mengambang diakui dalam laba rugi pada akun "Bunga dan beban keuangan lainnya". Namun, jika prakiraan transaksi yang dilindung nilai mengakibatkan pengakuan aset non-keuangan, maka keuntungan atau kerugian yang sebelumnya ditangguhkan di ekuitas harus ditransfer dari ekuitas dan dimasukkan dalam pengukuran awal nilai perolehan aset tersebut.

b. hedges of a particular risk associated with a recognized asset or liability or a highly probable forecast transaction (cash flow hedge); or

c. hedges of a net investment in a foreign operation (net investment hedge).

At the inception of the transaction, the Group documents the relationship between hedging instruments and hedged items, as well as its risk management objectives and strategy for undertaking various hedging transactions. The Group also documents its assessment, both at hedge inception and on an ongoing basis, of whether the derivatives that are used in hedging transactions are highly effective in offsetting changes in fair values or cash flows of hedged items.

Cash flow hedge

The effective portion of changes in the fair value of derivatives that are designated and qualify as a cash flow hedge is recognized in other comprehensive income. The gain or loss relating to the ineffective portion is recognized immediately in profit or loss within "Other income (expenses) - net".

Amounts accumulated in equity are recycled to profit or loss in the periods when the hedged item affects profit or loss. The gain or loss relating to the effective portion of interest rate swaps hedging floating rate borrowings is recognized in profit or loss within "Interest and other financial charges". However, when the forecast transaction that is hedged results in the recognition of a non-financial asset, the gains and losses previously deferred in equity are transferred from equity and included in the initial measurement of the cost of the asset.

Saling Hapus Instrumen Keuangan

Aset keuangan dan liabilitas keuangan saling hapus dan nilai bersihnya disajikan dalam laporan posisi keuangan konsolidasian jika, dan hanya jika, Grup saat ini memiliki hak yang berkekuatan hukum untuk melakukan saling hapus atas jumlah yang telah diakui tersebut dan berniat untuk menyelesaikan secara neto atau untuk merealisasikan aset dan menyelesaikan liabilitasnya secara simultan.

Offsetting of Financial Instruments

Financial assets and liabilities are offset and the net amount reported in the consolidated statement of financial position if, and only if, there is a currently enforceable right to offset the recognized amounts and there is the intention to settle on a net basis, or to realize the asset and settle the liability simultaneously.

Reklasifikasi Aset dan Liabilitas Keuangan

Sesuai dengan ketentuan PSAK No. 71, Instrumen Keuangan, Grup mereklasifikasi seluruh aset keuangan dalam kategori yang terpengaruh, jika dan hanya jika, Grup mengubah model bisnis untuk pengelolaan aset keuangan tersebut. Sedangkan, liabilitas keuangan tidak direklasifikasi.

Reclassifications of Financial Assets and Liabilities

In accordance with PSAK No. 71, Financial Instruments, the Group reclassifies all affected financial assets when, and only when, the Group changes its business model for managing financial assets. While, any financial liabilities shall not be reclassified.

Penurunan Nilai Aset Keuangan

Grup selalu mengakui kerugian kredit ekspektasian (ECL) sepanjang umur untuk piutang usaha. Kerugian kredit ekspektasian atas aset keuangan diestimasi menggunakan pendekatan tingkat kerugian berdasarkan pengalaman kerugian kredit historis Grup, disesuaikan dengan kondisi ekonomi umum dan penilaian baik atas kondisi kini maupun perkiraan masa depan pada tanggal pelaporan, termasuk nilai waktu atas uang jika tepat.

Impairment of Financial Assets

The Group always recognizes lifetime expected credit losses (ECL) for trade accounts receivable. The expected credit losses on these financial assets are estimated using loss rate approach based on the Group's historical credit loss experience, adjusted for general economic conditions and an assessment of both the current as well as the forecast direction of conditions at the reporting date, including time value of money where appropriate.

Untuk semua instrumen keuangan lainnya, Grup mengakui ECL sepanjang umur ketika telah ada peningkatan risiko kredit yang signifikan sejak pengakuan awal. Jika sebaliknya, risiko kredit pada instrumen keuangan tidak meningkat secara signifikan sejak pengakuan awal, Grup mengukur penyisihan kerugian untuk instrumen keuangan tersebut sejumlah ECL 12 bulan. Penilaian apakah ECL sepanjang umur harus diakui didasarkan pada peningkatan signifikan dalam kemungkinan terjadinya atau pada risiko gagal bayar sejak pengakuan awal dan bukan didasarkan bukti aset keuangan yang mengalami kerugian kredit pada tanggal pelaporan atau kejadian gagal bayar sebenarnya. ECL sepanjang umur merupakan kerugian kredit ekspektasian yang timbul dari seluruh kemungkinan peristiwa gagal bayar selama perkiraan umur instrumen keuangan. Sebaliknya, ECL 12 bulan mewakili porsi ECL sepanjang umur yang timbul dari peristiwa gagal bayar pada instrumen keuangan yang mungkin terjadi dalam 12 bulan setelah tanggal pelaporan.

For all other financial instruments, the Group recognizes lifetime ECL when there has been a significant increase in credit risk since initial recognition. If, on the other hand, the credit risk on the financial instrument has not increased significantly since initial recognition, the Group measures the loss allowance for that financial instrument at an amount equal to 12-month ECL. The assessment of whether lifetime ECL should be recognized is based on significant increases in the likelihood or risk of a default occurring since initial recognition instead of on evidence of a financial asset being credit impaired at the reporting date or an actual default occurring. Lifetime ECL represents the expected credit losses that will result from all possible default events over the expected life of a financial instrument. In contrast, 12-month ECL represents the portion of lifetime ECL that is expected to result from default events on a financial instrument that are possible within 12 months after the reporting date.

Penghentian Pengakuan Aset dan Liabilitas Keuangan

1. Aset Keuangan

   Aset keuangan (atau bagian dari aset keuangan atau kelompok aset keuangan serupa) dihentikan pengakuannya jika:

   a. Hak kontraktual atas arus kas yang berasal dari aset keuangan tersebut berakhir;

   b. Grup tetap memiliki hak untuk menerima arus kas dari aset keuangan tersebut, namun juga menanggung liabilitas kontraktual untuk membayar kepada pihak ketiga atas arus kas yang diterima tersebut secara penuh tanpa adanya penundaan yang signifikan berdasarkan suatu kesepakatan; atau

Derecognition of Financial Assets and Liabilities

1. Financial Assets

   Financial asset (or, where applicable, a part of a financial asset or part of a group of similar financial assets) is derecognized when:

   a. The rights to receive cash flows from the asset have expired;

   b. The Group retains the right to receive cash flows from the asset, but has assumed a contractual obligation to pay them in full without material delay to a third party under a “pass-through” arrangement; or

c. Grup telah mentransfer haknya untuk menerima arus kas dari aset keuangan dan (i) telah mentransfer secara substansial seluruh risiko dan manfaat atas aset keuangan, atau (ii) secara substansial tidak mentransfer atau tidak memiliki seluruh risiko dan manfaat atas aset keuangan, namun telah mentransfer pengendalian atas aset keuangan tersebut.

c. The Group has transferred its rights to receive cash flows from the asset and either (i) has transferred substantially all the risks and rewards of the asset, or (ii) has neither transferred nor retained substantially all the risks and rewards of the asset, but has transferred control of the asset.

2. Liabilitas Keuangan

Liabilitas keuangan dihentikan pengakuannya jika liabilitas keuangan tersebut dilepaskan, dibatalkan, atau telah kadaluarsa.

2. Financial Liabilities

A financial liability is derecognized when the obligation under the contract is discharged, cancelled, or has expired.

j. Pengukuran Nilai Wajar

Pengukuran nilai wajar didasarkan pada asumsi bahwa transaksi untuk menjual aset atau mengalihkan liabilitas akan terjadi:

- di pasar utama untuk aset atau liabilitas tersebut atau;
- jika tidak terdapat pasar utama, di pasar yang paling menguntungkan untuk aset atau liabilitas tersebut.

Grup harus memiliki akses ke pasar utama atau pasar yang paling menguntungkan pada tanggal pengukuran.

Nilai wajar aset atau liabilitas diukur menggunakan asumsi yang akan digunakan pelaku pasar ketika menentukan harga aset atau liabilitas tersebut, dengan asumsi bahwa pelaku pasar bertindak dalam kepentingan ekonomi terbaiknya.

Pengukuran nilai wajar aset non-keuangan memperhitungkan kemampuan pelaku pasar untuk menghasilkan manfaat ekonomik dengan menggunakan aset dalam penggunaan tertinggi dan terbaiknya, atau dengan menjualnya kepada pelaku pasar lain yang akan menggunakan aset tersebut dalam penggunaan tertinggi dan terbaiknya.

Ketika Grup menggunakan teknik penilaian, maka Grup memaksimalkan penggunaan input yang dapat diobservasi yang relevan dan meminimalkan penggunaan input yang tidak dapat diobservasi.

j. Fair Value Measurement

The fair value measurement is based on the presumption that the transaction to sell the asset or transfer the liability takes place either:

- in the principal market for the asset or liability or;
- in the absence of a principal market, in the most advantageous market for the asset or liability.

The Group must have access to the principal or the most advantageous market at the measurement date.

The fair value of an asset or a liability is measured using the assumptions that market participants would use when pricing the asset or liability, assuming that market participants act in their economic best interest.

A fair value measurement of a non-financial asset takes into account a market participant's ability to generate economic benefits by using the asset in its highest and best use or by selling it to another market participant that would use the asset in its highest and best use.

When the Group uses valuation techniques, it maximizes the use of relevant observable inputs and minimizes the use of unobservable inputs.

Seluruh aset dan liabilitas yang mana nilai wajar aset atau liabilitas tersebut diukur atau diungkapkan, dikategorikan dalam hirarki nilai wajar sebagai berikut:

- Level 1 - Harga kuotasian (tanpa penyesuaian) di pasar aktif untuk aset atau liabilitas yang identik;
- Level 2 - Teknik penilaian dimana level input terendah yang signifikan terhadap pengukuran nilai wajar dapat diobservasi, baik secara langsung maupun tidak langsung;
- Level 3 - Teknik penilaian dimana level input terendah yang signifikan terhadap pengukuran nilai wajar tidak dapat diobservasi.

Untuk aset dan liabilitas yang diukur pada nilai wajar secara berulang dalam laporan keuangan konsolidasian, maka Grup menentukan apakah telah terjadi transfer di antara level hirarki dengan menilai kembali pengkategorian level nilai wajar pada setiap akhir periode pelaporan.

All assets and liabilities for which fair value is measured or disclosed in the financial statements are categorized within the fair value hierarchy as follows:

- Level 1 - Quoted (unadjusted) market prices in active markets for identical assets or liabilities;
- Level 2 - Valuation techniques for which the lowest level input that is significant to the fair value measurement is directly or indirectly observable;
- Level 3 - Valuation techniques for which the lowest level input that is significant to the fair value measurement is unobservable.

For assets and liabilities that are recognized in the consolidated financial statements on a recurring basis, the Group determines whether there are transfers between levels in the hierarchy by re-assessing categorization at the end of each reporting period.

k. Persediaan

Persediaan dinyatakan berdasarkan biaya perolehan atau nilai realisasi bersih, mana yang lebih rendah (*the lower of cost or net realizable value*).

Biaya perolehan persediaan pertambangan ditentukan dengan metode rata-rata bergerak. Harga perolehan persediaan pertambangan terdiri dari bahan baku, tenaga kerja, penyusutan, dan alokasi biaya *overhead* yang terkait dengan aktivitas penambangan.

Biaya perolehan persediaan pupuk, pestisida, bahan kimia dan kayu ditentukan berdasarkan metode rata-rata tertimbang.

Cadangan persediaan usang dan cadangan kerugian penurunan nilai persediaan dibentuk untuk menyesuaikan nilai persediaan ke nilai realisasi bersih.

k. Inventories

Inventories are stated at cost or net realizable value, whichever is lower.

The cost of mining inventories is determined using the moving average method. The cost of mining inventories consists of material, labour, depreciation, and overhead cost related to mining activities.

The costs of fertilizers, pesticides, chemicals and logs are determined using the weighted average method.

Allowance for inventory obsolescence and decline in the value of the inventories are provided to reduce the carrying value of inventories to their net realizable values.

l. Investasi yang Diukur dengan Metode Ekuitas

Hasil usaha dan aset dan liabilitas investasi yang diukur dengan metode ekuitas dicatat dalam laporan keuangan konsolidasian menggunakan metode ekuitas.

l. Equity Accounted Investments

The results and assets and liabilities of equity accounted investments are incorporated in these consolidated financial statements using the equity method of accounting.

Dalam metode ekuitas, pengakuan awal pada investasi yang diukur dengan metode ekuitas diakui pada laporan posisi keuangan konsolidasian sebesar biaya perolehan dan selanjutnya disesuaikan untuk mengakui bagian Grup atas laba rugi dan penghasilan komprehensif lain dari *investee*. Jika bagian Grup atas rugi *investee* sama dengan atau melebihi kepentingannya pada *investee*, maka Grup menghentikan pengakuannya atas rugi lebih lanjut. Kerugian lebih lanjut diakui hanya jika Grup memiliki kewajiban konstruktif atau hukum atau melakukan pembayaran atas nama *investee*.

Investasi dicatat menggunakan metode ekuitas sejak tanggal investasi tersebut memenuhi definisi entitas asosiasi atau ventura bersama.

Pada setiap tanggal pelaporan, Grup menentukan apakah terdapat penurunan nilai yang harus diakui atas investasi Grup pada entitas asosiasi atau ventura bersama.

Ketika entitas dalam Grup melakukan transaksi dengan *investee* milik Grup, keuntungan atau kerugian yang dihasilkan dari transaksi tersebut diakui dalam laporan keuangan konsolidasian Grup hanya sebatas kepentingan para pihak dalam *investee* yang tidak terkait dengan Grup.

Under the equity method, the investments in investees are initially recognized in the consolidated statement of financial position at cost and adjusted thereafter to recognize the Group's share of the profit or loss and other comprehensive income of the investees. When the Group's share of losses of investees exceeds the Group's interest in that investees, the Group discontinues recognizing its share of further losses. Additional losses are recognized only to the extent that the Group has incurred legal or constructive obligations or made payments on behalf of the investees.

The investments are accounted for using the equity method from the date on which the investor has significant influence in the investee or becomes a jointly controlled entity.

The Group determines at each reporting date whether it is necessary to recognize any impairment loss with respect to the Group's investments.

When a Group entity transacts with the investees, profits and losses resulting from the transactions with the investees are recognized in the Group's consolidated financial statements only to the extent of interests in the investees that are not related to the Group.

m. Biaya Dibayar Dimuka

Biaya dibayar dimuka diamortisasi selama masa manfaat masing-masing biaya dengan menggunakan metode garis lurus.

m. Prepaid Expenses

Prepaid expenses are amortized over their beneficial periods using the straight-line method.

n. Properti Investasi

Properti investasi, kecuali tanah, diukur sebesar biaya perolehan, termasuk biaya transaksi, setelah dikurangi dengan akumulasi penyusutan dan kerugian penurunan nilai, jika ada. Jumlah tercatat termasuk biaya penggantian untuk bagian tertentu dari properti investasi yang telah ada pada saat beban terjadi, jika kriteria pengakuan terpenuhi, dan tidak termasuk biaya perawatan sehari-hari properti investasi. Tanah tidak disusutkan dan dinyatakan berdasarkan biaya perolehan dikurangi akumulasi rugi penurunan nilai, jika ada.

n. Investment Properties

Investment properties, except land, are measured at cost including transaction costs, less accumulated depreciation and any impairment loss. The carrying amount includes the cost of replacing part of an existing investment property at the time that cost is incurred if the recognition criteria are met; and excludes the costs of day-to-day servicing of an investment property. Land is not depreciated and is stated at cost less any impairment in value.

Properti yang merupakan bagian yang tidak terpisahkan dari tanah dan bangunan yang disewakan untuk menghasilkan pendapatan sewa dicatat sebagai properti investasi.

Penyusutan properti investasi berupa prasarana tanah dihitung berdasarkan metode garis lurus selama masa manfaat properti investasi yaitu 20 tahun.

Properti investasi dihentikan pengakuannya (dikeluarkan dari laporan posisi keuangan konsolidasian) pada saat pelepasan atau ketika properti investasi tersebut tidak digunakan lagi secara permanen dan tidak memiliki manfaat ekonomis di masa depan yang dapat diharapkan pada saat pelepasannya. Keuntungan atau kerugian yang timbul dari penghentian atau pelepasan properti investasi diakui dalam laba rugi dalam periode terjadinya penghentian atau pelepasan tersebut.

Transfer ke properti investasi dilakukan jika, dan hanya jika, terdapat perubahan penggunaan, yang ditunjukkan dengan berakhirnya pemakaian oleh pemilik, dimulainya sewa operasi ke pihak lain. Transfer dari properti investasi dilakukan jika, dan hanya jika, terdapat perubahan penggunaan, yang ditunjukkan dengan dimulainya penggunaan oleh pemilik atau dimulainya pengembangan untuk dijual.

Properties that are integral parts of the land or building being leased out to generate rental income are treated as investment properties.

Depreciation of investment properties - land improvements is computed on a straight-line basis over the investment properties' useful lives of 20 years.

Investment properties are derecognized when either they have been disposed of or when the investment properties are permanently withdrawn from use and no future economic benefit is expected from their disposal. Any gains or losses on the retirement or disposal of investment properties are recognized in profit or loss in the period of retirement or disposal.

Transfers are made to investment properties when, and only when, there is a change in use, evidenced by ending of owner-occupation or commencement of an operating lease to another party. Transfers are made from investment properties when, and only when, there is a change in use, evidenced by the commencement of owner-occupation or the commencement of development with a view to sale.

o. Aset Biologis

Aset biologis terutama merupakan pohon dalam perkebunan kayu.

Pohon dalam perkebunan kayu meliputi pohon Akasia, Jabon dan Sengon, yang dicatat pada nilai wajar dikurangi estimasi biaya untuk menjual pada titik panen, dimana keuntungan atau kerugian yang timbul diakui pada laba rugi. Penilaian aset biologis dilakukan oleh penilai independen profesional berdasarkan metode arus kas diskonto dimana nilai wajar dihitung dengan menggunakan arus kas dari operasi berkelanjutan, dengan asumsi rencana pengelolaan hutan lestari, dengan mempertimbangkan pertumbuhan potensial dari tanaman perhutanan Grup. Panen tahunan dihitung berdasarkan proyeksi pertumbuhan pohon dikalikan dengan jumlah pohon aktual dan biaya pemupukan, sebelum dikurangi biaya panen.

o. Biological Assets

Biological assets mainly include trees in a timber plantation.

Trees in a timber plantation comprise Acacia, Jabon and Sengon trees, which are stated at fair value less than estimated point-of-sale costs at harvest, with any resultant gain or loss recognized in the profit or loss. The valuation of the biological assets is calculated by the independent professional valuer based on the discounted cash flow model whereby the fair value is calculated using cash flows from continuous operations, assuming sustainable forest management plans, taking into account the growth potential from their forest plantations. The yearly harvest made from the forecasted tree growth is multiplied by the actual wood pines and the cost of fertilizer, before the deduction of harvesting.

Nilai wajar diukur pada nilai kini panen dari satu siklus pertumbuhan berdasarkan lahan hutan produktif.

Keuntungan atau kerugian dari perubahan nilai wajar aset biologis diakui dalam laba rugi.

Liabilitas pajak tangguhan yang timbul dari perbedaan temporer antara dasar pengenaan pajak aset biologis dan nilai tercatatnya dicatat sesuai dengan kebijakan akuntansi yang diungkapkan pada Catatan 2.

The fair value is measured as the present value of the harvest from one growth cycle based on the productive forest lands.

Gain or loss arising from changes in fair value of biological assets is recognized in profit or loss.

Deferred tax liability arising from the temporary difference between the tax base of biological assets and its carrying amount is accounted for in accordance with the accounting policy stated in Note 2.

p. Aset Tetap

Pemilikan Langsung

Pembangkit listrik dinyatakan berdasarkan nilai wajar pada tanggal revaluasi dikurangi akumulasi penyusutan dan akumulasi rugi penurunan nilai yang terjadi setelah tanggal revaluasi, jika ada. Kenaikan nilai wajar akibat revaluasi dikreditkan ke akun "Selisih penilaian kembali nilai aset tetap" di bagian ekuitas dalam laporan posisi keuangan konsolidasian dan laporan perubahan ekuitas konsolidasian. Penurunan yang menghapuskan kenaikan nilai sebelumnya atas aset yang sama diakui sebagai penghasilan komprehensif lain, sedangkan penurunan nilai lainnya dibebankan ke laba rugi.

Aset tetap, kecuali tanah dan pembangkit listrik, dinyatakan berdasarkan biaya perolehan, tetapi tidak termasuk biaya perawatan sehari-hari, dikurangi akumulasi penyusutan dan akumulasi rugi penurunan nilai, jika ada. Tanah tidak disusutkan dan dinyatakan berdasarkan biaya perolehan dikurangi akumulasi rugi penurunan nilai, jika ada.

Tanaman produktif merupakan pohon karet dan diklasifikasikan sebagai tanaman belum menghasilkan dan tanaman menghasilkan. Tanaman produktif belum menghasilkan dinyatakan sebesar biaya perolehan yang meliputi biaya pembukaan lahan, penanaman, pemupukan dan pemeliharaan serta alokasi biaya tidak langsung sampai dengan saat tanaman yang bersangkutan dinyatakan menghasilkan dan siap panen. Tanaman produktif menghasilkan dicatat sebesar biaya perolehan dan diamortisasi dengan metode garis lurus (*straight-line method*) selama taksiran masa produktif.

p. Property, Plant and Equipment

Direct Acquisition

Power plants are stated at fair value less subsequent depreciation and any impairment in value. The increment in value resulting from the revaluation is recognized as "Revaluation increment in the value of property, plant and equipment" under the equity section in the consolidated statement of financial position and consolidated statement of changes in equity. Decreases that offset previous increases of the same asset are recorded as part of other comprehensive income and all other decreases are charged to profit or loss.

Property, plant and equipment, except land and power plants, are carried at cost, excluding day to day servicing, less accumulated depreciation and any impairment in value. Land is not depreciated and is stated at cost less any impairment in value.

Bearer plants comprise rubber trees and are classified as immature and mature. Immature bearer plants are stated at cost, which consist mainly of the accumulated cost of land clearing, planting, fertilizing and up-keeping/maintaining the plantations and allocations of indirect overhead costs up to the time the trees become mature and available for harvest. Mature bearer plants are stated at cost, and are amortized using the straight-line method over their estimated useful lives.

Beban-beban yang timbul setelah aset tetap digunakan, seperti beban perbaikan dan pemeliharaan, dibebankan ke laba rugi pada saat terjadinya. Apabila beban-beban tersebut menimbulkan peningkatan manfaat ekonomis di masa datang dari penggunaan aset tetap tersebut yang dapat melebihi kinerja normalnya, maka beban-beban tersebut dikapitalisasi sebagai tambahan biaya perolehan aset tetap.

Expenditures incurred after the property, plant and equipment have been put into operations, such as repairs and maintenance costs, are normally charged to operations in the year such costs are incurred. In situations where it can be clearly demonstrated that the expenditures have resulted in an increase in the future economic benefits expected to be obtained from the use of the property, plant and equipment beyond its originally assessed standard of performance, the expenditures are capitalized as additional costs of property, plant and equipment.

Penyusutan dihitung berdasarkan metode garis lurus (*straight-line method*) selama masa manfaat aset tetap sebagai berikut:

Depreciation is computed on a straight-line basis over the property, plant and equipment's useful lives as follows:

	Tahun/ *Years*	
Prasarana tanah	20	Land improvement
Pembangkit listrik	20	Power plants
Bangunan	4 - 20	Buildings
Infrastruktur	10 - 20	Infrastructure
Peralatan telekomunikasi	4 - 16	Telecommunication facilities
Mesin dan peralatan berat	4 - 16	Machinery and heavy equipment
Peralatan transportasi	4 - 8	Transportation equipment
Peralatan pabrik, kantor dan lainnya	3 - 15	Factory, office and miscellaneous equipment
Prasarana	3	Leasehold improvement
Tanaman produktif	25	Bearer plants

Nilai tercatat aset tetap ditelaah kembali dan dilakukan penurunan nilai apabila terdapat peristiwa atau perubahan kondisi tertentu yang mengindikasikan nilai tercatat tersebut tidak dapat dipulihkan sepenuhnya.

The carrying values of property, plant and equipment are reviewed for impairment when events or changes in circumstances indicate that the carrying values may not be recoverable.

Dalam setiap inspeksi yang signifikan, biaya inspeksi diakui dalam jumlah tercatat aset tetap sebagai suatu penggantian apabila memenuhi kriteria pengakuan. Biaya inspeksi signifikan yang dikapitalisasi tersebut diamortisasi selama periode sampai dengan saat inspeksi signifikan berikutnya.

When each major inspection is performed, its cost is recognized in the carrying amount of the item of property, plant and equipment as a replacement if the recognition criteria are satisfied. Such major inspection is capitalized and amortized over the next major inspection activity.

Jumlah tercatat aset tetap dihentikan pengakuannya pada saat dilepaskan atau tidak ada manfaat ekonomis masa depan yang diharapkan dari penggunaan atau pelepasannya. Keuntungan atau kerugian yang timbul dari penghentian pengakuan aset tetap diakui dalam laba rugi pada periode terjadinya penghentian pengakuan.

An item of property, plant and equipment is derecognized upon disposal or when no future economic benefits are expected from its use or disposal. Any gains or loss arising from the de-recognition of property, plant and equipment is included in profit or loss in the period the item is derecognized.

Nilai residu (jika ada), umur manfaat dan metode penyusutan ditelaah setiap akhir periode dan dilakukan penyesuaian apabila hasil telaah berbeda dengan estimasi sebelumnya.

Aset dalam Konstruksi

Aset dalam konstruksi merupakan aset dalam tahap konstruksi, yang dinyatakan pada biaya perolehan dan tidak disusutkan. Akumulasi biaya akan direklasifikasi ke akun aset tetap yang bersangkutan dan akan disusutkan pada saat konstruksi selesai secara substansial dan aset tersebut telah siap digunakan sesuai tujuannya.

The asset's residual values (if any), useful lives and depreciation method are reviewed and adjusted if appropriate, at each financial period end.

Construction in Progress

Construction in progress represents property, plant and equipment under construction which is stated at cost and is not depreciated. The accumulated costs are reclassified to the respective property, plant and equipment account and are depreciated when the construction is substantially complete and the asset is ready for its intended use.

q. Transaksi Sewa

Grup menerapkan PSAK No. 73 yang mensyaratkan pengakuan liabilitas sewa sehubungan dengan sewa yang sebelumnya diklasifikasikan sebagai 'sewa operasi'.

Sebagai penyewa

Pada tanggal permulaan kontrak, Grup menilai apakah kontrak merupakan, atau mengandung, sewa. Suatu kontrak merupakan atau mengandung sewa jika kontrak tersebut memberikan hak untuk mengendalikan penggunaan aset identifikasian selama suatu jangka waktu untuk dipertukarkan dengan imbalan.

Untuk menilai apakah kontrak memberikan hak untuk mengendalikan penggunaan aset identifikasian, Grup harus menilai apakah:

- Grup memiliki hak untuk mendapatkan secara substansial seluruh manfaat ekonomi dari penggunaan aset identifikasian; dan
- Grup memiliki hak untuk mengarahkan penggunaan aset identifikasian. Grup memiliki hak ini ketika Grup memiliki hak untuk pengambilan keputusan yang relevan tentang bagaimana dan untuk tujuan apa aset digunakan telah ditentukan sebelumnya dan:
    1. Grup memiliki hak untuk mengoperasikan aset;

q. Lease Transactions

The Group has applied PSAK No. 73, which set the requirement for the recognition of lease liabilities in relation to leases which had been previously classified as 'operating lease'.

As lessee

At the inception of a contract, the Group assesses whether the contract is, or contains, a lease. A contract is or contains a lease if the contract conveys the right to control the use of an identified asset for a period of time in exchange for consideration.

To assess whether a contract conveys the right to control the use of an identified asset, the Group shall assess whether:

- The Group has the right to obtain substantially all the economic benefits from the use of the asset throughout the period of use; and
- The Group has the right to direct the use of the asset. The Group has this right when it has the decision-making rights that are the most relevant to changing how and for what purpose the asset is used are predetermined:
    1. The Group has the right to operate the asset;

2. Grup telah mendesain aset dengan cara menetapkan sebelumnya bagaimana dan untuk tujuan apa aset akan digunakan selama periode penggunaan.

Pada tanggal awal dimulainya kontrak atau pada tanggal penilaian kembali atas kontrak yang mengandung sebuah komponen sewa, Grup mengalokasikan imbalan dalam kontrak ke masing-masing komponen sewa berdasarkan harga tersendiri relatif dari komponen sewa dan harga tersendiri agregat dari komponen nonsewa.

Pada tanggal permulaan sewa, Grup mengakui aset hak-guna dan liabilitas sewa. Aset hak-guna diukur pada biaya perolehan, dimana meliputi jumlah pengukuran awal liabilitas sewa yang disesuaikan dengan pembayaran sewa yang dilakukan pada atau sebelum tanggal permulaan.

Aset hak-guna kemudian disusutkan menggunakan metode garis lurus dari tanggal permulaan hingga tanggal yang lebih awal antara akhir umur manfaat aset hak-guna atau akhir masa sewa.

Liabilitas sewa diukur pada nilai kini pembayaran sewa yang belum dibayar pada tanggal permulaan, didiskontokan dengan menggunakan suku bunga implisit dalam sewa atau jika suku bunga tersebut tidak dapat ditentukan, maka menggunakan suku bunga pinjaman inkremental. Pada umumnya, Grup menggunakan suku bunga pinjaman inkremental sebagai tingkat bunga diskonto.

Pembayaran sewa yang termasuk dalam pengukuran liabilitas sewa meliputi pembayaran berikut ini:

- pembayaran tetap, termasuk pembayaran tetap secara substansi;
- pembayaran sewa variabel yang bergantung pada indeks atau suku bunga yang pada awalnya diukur dengan menggunakan indeks atau suku bunga pada tanggal permulaan;
- jumlah yang diperkirakan akan dibayarkan oleh penyewa dengan jaminan nilai residual;
- harga eksekusi opsi beli jika Grup cukup pasti untuk mengeksekusi opsi tersebut; dan
- penalti karena penghentian awal sewa kecuali jika Grup cukup pasti untuk tidak menghentikan lebih awal.

2. The Group has designed the asset in a way that predetermined how and for what purpose it will be used.

At the inception or on reassessment of a contract that contains a lease component, the Group allocates the consideration in the contract to each lease component on the basis of their relative stand-alone prices and the aggregate stand-alone price of the non-lease components.

The Group recognizes a right-of-use asset and a lease liability at the lease commencement date. The right-of-use assets are initially measured at cost, which comprises the initial amount of the lease liability adjusted for any lease payment made at or before the commencement date.

The right-of-use assets are subsequently depreciated using the straight-line method from the commencement date to the earlier of the end of the useful life of the right-of-use assets or the end of the lease term.

The lease liability is initially measured at the present value of the lease payments that are not paid at the commencement date, discounted using the interest rate implicit in the lease or, if that rate cannot be readily determined, using incremental borrowing rate. Generally, the Group uses its incremental borrowing rate as the discount rate.

Lease payments included in the measurement of the lease liability comprise the following:

- fixed payments, including in-substance fixed payments;
- variable lease payments that depend on an index or a rate, initially measured using the index or rate as at the commencement date;
- amounts expected to be payable under a residual value guarantee;
- the exercise price under a purchase option that the Group is reasonably certain to exercise; and
- penalties for early termination of a lease unless the Group is reasonably certain not to terminate early.

Pembayaran sewa dialokasikan menjadi bagian pokok dan biaya keuangan. Biaya keuangan dibebankan pada laba rugi selama periode sewa sehingga menghasilkan tingkat suku bunga periodik yang konstan atas saldo liabilitas untuk setiap periode.

Jika sewa mengalihkan kepemilikan aset pendasar kepada Grup pada akhir masa sewa atau jika biaya perolehan aset hak-guna merefleksikan Grup akan mengeksekusi opsi beli, maka Grup menyusutkan aset hak-guna dari tanggal permulaan hingga akhir umur manfaat aset pendasar. Jika tidak, maka Grup menyusutkan aset hak-guna dari tanggal permulaan hingga tanggal yang lebih awal antara akhir umur manfaat aset hak-guna atau akhir masa sewa.

Sewa Jangka Pendek

Grup memutuskan untuk tidak mengakui aset hak-guna dan liabilitas sewa untuk sewa jangka pendek yang memiliki masa sewa 12 bulan atau kurang. Grup mengakui pembayaran sewa atas sewa tersebut sebagai beban dengan dasar garis lurus selama masa sewa.

Modifikasi Sewa

Grup mencatat modifikasi sewa sebagai sewa terpisah jika:

- modifikasi meningkatkan ruang lingkup sewa dengan menambahkan hak untuk menggunakan satu aset pendasar atau lebih; dan
- imbalan sewa meningkat sebesar jumlah yang setara dengan harga tersendiri untuk peningkatan dalam ruang lingkup dan penyesuaian yang tepat pada harga tersendiri tersebut untuk merefleksikan kondisi kontrak tertentu.

Untuk modifikasi sewa yang tidak dicatat sebagai sewa terpisah, pada tanggal efektif modifikasi sewa, Grup:

- mengukur kembali dan mengalokasikan imbalan kontrak modifikasian;
- menentukan masa sewa dari sewa modifikasian;

Each lease payment is allocated between the liability and finance cost. The finance cost is charged to profit or loss over the lease period as to produce a constant periodic rate of interest on the remaining balance of the liability for each period.

If the lease transfers ownership of the underlying asset to the Group by the end of the lease term or if the cost of the right-of-use assets reflects that the Group will exercise a purchase option, the Group depreciates the right-of-use assets from the commencement date to the end of the useful life of the underlying asset. Otherwise, the Group depreciates the right-of-use assets from the commencement date to the earlier of the end of the useful life of the right-of-use assets or the end of the lease term.

Short-term Leases

The Group has elected not to recognize right-of-use assets and lease liabilities for short-term leases that have a lease term of 12 months or less. The Group recognizes the lease payments associated with these leases as an expense on a straight-line basis over the lease term.

Lease Modification

The Group accounts for a lease modification as a separate lease if both:

- the modification increases the scope of the lease by adding the right to use one or more underlying assets; and
- the consideration for the lease increases by an amount commensurate with the stand-alone price for the increase in scope and any appropriate adjustments to that stand-alone price to reflect the circumstances of the particular contract.

For a lease modification that is not accounted for as a separate lease, at the effective date of the lease modification, the Group:

- remeasures and allocates the consideration in the modified contract;
- determines the lease term of the modified lease;

- mengukur kembali liabilitas sewa dengan mendiskontokan pembayaran sewa revisi menggunakan tingkat diskonto revisi berdasarkan sisa umur sewa dan sisa pembayaran sewa dengan melakukan penyesuaian terhadap aset hak-guna. Tingkat diskonto revisi ditentukan sebagai suku bunga pinjaman inkremental Grup pada tanggal efektif modifikasi;
- menurunkan jumlah tercatat aset hak-guna untuk merefleksikan penghentian sebagian atau sepenuhnya sewa untuk modifikasi sewa yang menurunkan ruang lingkup sewa. Grup mengakui dalam laba rugi setiap laba rugi yang terkait dengan penghentian sebagian atau sepenuhnya sewa tersebut; dan
- membuat penyesuaian terkait dengan aset hak-guna untuk seluruh modifikasi sewa lainnya.

- remeasures the lease liability by discounting the revised lease payments using a revised discount rate on the basis of the remaining lease term and the remaining lease payment with a corresponding adjustment to the right-of-use assets. The revised discount rate is determined as the Group's incremental borrowing rate at the effective date of the modification;
- decreases the carrying amount of the right-of-use asset to reflect the partial or full termination of the lease for lease modifications that decrease the scope of the lease. The Group recognizes in profit or loss any gain or loss relating to the partial or full termination of the lease; and
- makes a corresponding adjustment to the right-of-use assets for all other lease modifications.

r. Aset Pertambangan

Pengeluaran Sebelum Perolehan Izin

Pengeluaran yang dilakukan sebelum perolehan izin penambangan dibebankan pada saat terjadinya.

Pengeluaran untuk Eksplorasi dan Evaluasi

Pengeluaran untuk eksplorasi dan evaluasi dikapitalisasi dan diakui sebagai "Aset eksplorasi dan evaluasi" untuk setiap daerah pengembangan (*area of interest*) apabila izin pertambangan telah diperoleh dan masih berlaku dan: (i) biaya tersebut diharapkan dapat diperoleh kembali melalui keberhasilan pengembangan dan eksploitasi daerah pengembangan, atau (ii) apabila kegiatan tersebut belum mencapai tahap yang memungkinkan untuk menentukan adanya cadangan terbukti yang secara ekonomis dapat diperoleh, serta kegiatan yang aktif dan signifikan, dalam daerah pengembangan (*area of interest*) terkait masih berlangsung. Pengeluaran ini meliputi penggunaan bahan pembantu dan bahan bakar, biaya survei, biaya pengeboran, dan pengupasan tanah sebelum dimulainya tahap produksi dan pembayaran kepada kontraktor.

Setelah pengakuan awal, aset eksplorasi dan evaluasi dicatat menggunakan model biaya dan diklasifikasikan sebagai aset berwujud, kecuali memenuhi syarat untuk diakui sebagai aset tak berwujud.

r. Mine Properties

Pre-license Costs

Pre-license costs are expensed in the period in which they are incurred.

Exploration and Evaluation Expenditures

Exploration and evaluation expenditures are capitalized and recognized as "Exploration and evaluation assets" for each area of interest when mining rights are obtained and still valid and: (i) the costs are expected to be recouped through successful development and exploitation of the area of interest, or (ii) where activities in the area of interest have not reached the stage that allows a reasonable assessment of the existence of economically recoverable reserves, and active and significant operations in, or in relation to, the area of interest are continuing. These expenditures include materials and fuel used, surveying costs, drilling, and stripping costs before the commencement of production stage and payments made to contractors.

Exploration and evaluation assets are subsequently measured using the cost model and classified as tangible assets, unless they are qualified to be recognized as intangibles.

Pemulihan aset eksplorasi dan evaluasi tergantung pada keberhasilan pengembangan dan eksploitasi komersial daerah pengembangan (*area of interest*) tersebut. Aset eksplorasi dan evaluasi diuji untuk penurunan nilai bila fakta dan kondisi mengindikasikan bahwa jumlah tercatatnya mungkin melebihi jumlah terpulihkannya. Dalam keadaan tersebut, maka Grup harus mengukur, menyajikan, dan mengungkapkan rugi penurunan nilai terkait sesuai dengan PSAK No. 48.

The ultimate recovery of deferred exploration expenditure is dependent upon successful development and commercial exploitation of the related area of interest. Exploration and evaluation assets are assessed for impairment when facts and circumstances suggest that the carrying amount of an exploration and evaluation asset may exceed its recoverable amount. In such a case, the Group measures, presents, and discloses any resulting impairment loss in accordance with PSAK No. 48.

Aset eksplorasi dan evaluasi ditransfer ke "Tambang dalam pengembangan" pada akun "Aset pertambangan" setelah ditetapkan bahwa tambang memiliki nilai ekonomis untuk dikembangkan.

Exploration and evaluation assets are transferred to "Mines under construction" in the "Mine properties" account after the mines are determined to be economically viable to be developed.

Pengeluaran untuk Tambang dalam Pengembangan

Pengeluaran untuk tambang dalam pengembangan dan biaya-biaya lain yang terkait dengan pengembangan suatu *area of interest* setelah transfer dari aset eksplorasi dan evaluasi namun sebelum dimulainya tahap produksi pada area yang bersangkutan, dikapitalisasi ke "Tambang dalam pengembangan" sepanjang memenuhi kriteria kapitalisasi.

Expenditures for Mines under Construction

Expenditures for mines under construction and costs incurred in developing an area of interest subsequent to the transfer from exploration and evaluation assets but prior to the commencement of production stage in the respective area, are capitalized to "Mines under construction" as long as they meet the capitalization criteria.

Tambang pada Tahap Produksi

Pada saat tambang dalam pengembangan diselesaikan dan tahap produksi dimulai, tambang dalam pengembangan ditransfer ke "Tambang pada tahap produksi " pada akun "Aset pertambangan", yang dicatat pada nilai perolehan, dikurangi deplesi dan akumulasi penurunan nilai.

Producing Mines

Upon completion of mine construction and the production stage is commenced, the mines under construction are transferred into "Producing mines" in the "Mine properties" account, which are stated at cost, less depletion and accumulated impairment losses.

Deplesi tambang pada tahap produksi adalah berdasarkan metode unit produksi sejak daerah pengembangan (*area of interest*) tersebut telah berproduksi secara komersial, selama periode waktu yang lebih pendek antara umur tambang dan sisa berlakunya PKP2B atau IUP.

Depletion of producing mines is based on the unit-of-production method from the date of commercial production of the respective area of interest over the lesser of the life of the mine and the remaining terms of the CCoW or IUP.

Biaya Pengupasan Lapisan Tanah

Biaya pengupasan lapisan tanah adalah biaya atas aktivitas memindahkan material sisa tambang. Biaya pengupasan lapisan tanah yang timbul pada tahap pengembangan tambang sebelum dimulainya tahap produksi dikapitalisasi sebagai bagian dari biaya pengembangan tambang, dan setelah pengakuan awal akan disusutkan atau diamortisasi menggunakan metode unit produksi berdasarkan estimasi cadangan terbukti dan terduga pada saat produksi dimulai.

Aktivitas pengupasan lapisan tanah yang terjadi selama tahap produksi mungkin memiliki dua manfaat: (i) bijih yang dapat diproses untuk menjadi persediaan dalam periode berjalan dan (ii) meningkatkan akses ke badan bijih di periode berikutnya. Sepanjang manfaat dari aktivitas pengupasan lapisan tanah dapat direalisasikan dalam bentuk persediaan yang diproduksi dalam periode tersebut, Grup mencatat biaya atas aktivitas pengupasan lapisan tanah sesuai dengan PSAK No. 14 "Persediaan". Sepanjang biaya pengupasan lapisan tanah tahap produksi yang timbul dengan manfaat peningkatan akses menuju bijih di periode yang akan datang, Grup mencatat biaya tersebut sebagai aset aktivitas pengupasan lapisan tanah jika dan hanya jika, seluruh kriteria berikut terpenuhi:

- Besar kemungkinan bahwa manfaat ekonomis masa depan (peningkatan akses menuju badan bijih (*ore body*) yang terkait dengan aktivitas pengupasan lapisan tanah akan mengalir kepada entitas;
- Entitas dapat mengidentifikasi komponen badan bijih yang aksesnya telah ditingkatkan; dan
- Biaya yang terkait dengan aktivitas pengupasan lapisan tanah atas komponen tersebut dapat diukur secara andal.

Stripping Costs

Stripping costs are the costs of removing overburden from a mine. Stripping costs incurred in the development of a mine before production commences are capitalized as part of the cost of developing the mine, and are subsequently depreciated or amortized using a unit-of-production method on the basis of proven and probable reserves, once production starts.

Stripping activity conducted during the production phase may provide two benefits: (i) ore that is processed into inventory in the current period and (ii) improved access to the ore body in future periods. To the extent that benefit from the stripping activity is realized in the form of inventory produced, the Group accounts for the costs of that stripping activity in accordance with PSAK No. 14 "Inventories". To the extent the benefit is improved access to ore, the Group recognizes these costs as a stripping activity asset, if, and only if, all the following criteria are met:

- It is probable that the future economic benefits (improved access to the ore body) associated with the stripping activity will flow to the entity;
- The entity can identify the component of the ore body for which access has been improved; and
- The costs relating to the stripping activity associated with that component can be measured reliably.

Aset aktivitas pengupasan lapisan tanah pada awalnya diukur pada biaya perolehan, biaya ini merupakan akumulasi dari biaya-biaya yang secara langsung terjadi untuk melakukan aktivitas pengupasan lapisan tanah yang meningkatkan akses terhadap komponen badan bijih teridentifikasi, ditambah alokasi biaya *overhead* yang diatribusikan secara langsung. Jika aktivitas insidentil terjadi pada saat yang bersamaan dengan pengupasan lapisan tanah tahap produksi, namun aktivitas insidentil tersebut tidak harus ada untuk melanjutkan aktivitas pengupasan lapisan tanah sebagaimana direncanakan, biaya yang terkait dengan aktivitas insidentil tersebut tidak dapat dimasukkan sebagai biaya perolehan aset aktivitas pengupasan lapisan tanah.

The stripping activity asset is initially measured at cost, which is the accumulation of costs directly incurred to perform the stripping activity that improves access to the identified component of ore body, plus an allocation of directly attributable overhead costs. If incidental operations are occurring at the same time as the production stripping activity, but are not necessary for the production stripping activity to continue as planned, the costs associated with these incidental operations are not included in the cost of the stripping activity asset.

Ketika biaya perolehan aset aktivitas pengupasan lapisan tanah dan persediaan yang diproduksi tidak dapat diidentifikasi secara terpisah, Grup mengalokasikan biaya pengupasan lapisan tanah dalam tahap produksi antara persediaan yang diproduksi dan aset aktivitas pengupasan lapisan tanah menggunakan dasar alokasi berdasarkan ukuran produksi yang relevan. Ukuran produksi tersebut dihitung untuk komponen badan bijih teridentifikasi, dan digunakan sebagai patokan untuk mengidentifikasi sejauh mana aktivitas tambahan yang menciptakan manfaat di masa depan telah terjadi. Grup menggunakan volume aktual dibandingkan ekspektasi volume sisa yang diekstrak.

When the costs of the stripping activity asset and the inventory produced are not separately identifiable, the Group allocates the production stripping asset by using an allocation basis that is based on a relevant production measure. This production measure is calculated for the identified component of the ore body, and is used as a benchmark to identify the extent to which the additional activity of creating a future benefit has taken place. The Group uses the actual versus expected volume of waste extracted.

Setelah pengakuan awal, aset aktivitas pengupasan lapisan tanah dicatat menggunakan biaya perolehan dikurangi dengan penyusutan atau amortisasi dan rugi penurunan nilai, jika ada. Aset aktivitas pengupasan lapisan tanah disusutkan atau diamortisasi menggunakan metode unit produksi selama masa manfaat dari komponen badan bijih yang teridentifikasi yang menjadi lebih mudah diakses sebagai akibat dari aktivitas lapisan pengupasan tanah, kecuali terdapat metode lain yang lebih tepat.

Subsequently, the stripping activity asset is carried at cost less depreciation or amortization and any impairment losses, if any. The stripping activity asset is depreciated or amortized using the units of production method over the expected useful life of the identified component of the ore body that becomes more accessible as a result of the stripping activity unless another method is appropriate.

Aset Pertambangan dari Kombinasi Bisnis

Aset pertambangan mencerminkan penyesuaian nilai wajar aset pertambangan yang diperoleh pada tanggal akuisisi dan dinyatakan sebesar harga perolehan. Aset pertambangan diamortisasi selama umur manfaat properti menggunakan metode unit produksi, mulai sejak tanggal akuisisi dengan menggunakan basis estimasi cadangan. Umur manfaat aset pertambangan yang timbul dari hak kontraktual tidak lebih lama dari masa hak kontraktual tersebut, kecuali jika hak kontraktual dapat diperbarui dengan tidak menimbulkan biaya yang signifikan. Perubahan dalam estimasi cadangan dilakukan secara prospektif, dimulai sejak awal periode terjadinya perubahan.

Aset tak berwujud diperoleh dari kombinasi bisnis dan diakui terpisah dari goodwill dicatat sebesar nilai wajar pada tanggal akuisisi.

Grup mengakui pajak tangguhan yang timbul dari aset pertambangan.

s. Aset Takberwujud

Goodwill

Goodwill diuji penurunan nilainya setiap tahun dan dicatat sebesar biaya perolehan dikurangi dengan akumulasi penurunan nilai. Penurunan nilai goodwill tidak dapat dipulihkan. Keuntungan atau kerugian yang diakui pada saat pelepasan entitas anak harus memperhitungkan nilai tercatat goodwill dari entitas anak yang dijual tersebut.

Goodwill dialokasikan ke UPK untuk tujuan uji penurunan nilai. Alokasi dilakukan ke UPK atau kelompok UPK yang diharapkan akan mendapat manfaat dari kombinasi bisnis yang menimbulkan goodwill tersebut.

Lisensi Konsesi Hutan

Lisensi konsesi perhutanan diperoleh sebagai hasil dari *reverse acquisition.* Lisensi konsesi hutan memiliki umur manfaat terbatas dan diamortisasi menggunakan metode garis lurus sepanjang masa konsesi sampai dengan tahun 2041.

Mine Properties from Business Combination

Mine properties represent the fair value adjustment of mine properties acquired at the date of acquisition and are stated at cost. Mine properties are amortized over the life of the property using the units of production method from the date of the acquisition based on estimated reserves. The useful life of mine properties pertaining to contractual rights is not longer than the validity period of such rights, except if the contractual rights can be renewed upon expiration without incurring significant costs for such renewal. Changes in estimated reserves are accounted for on a prospective basis, from the beginning of the period in which the change occurs.

Intangible assets acquired in a business combination and recognized separately from goodwill are initially recognized at their fair value at the acquisition date.

The Group recognizes the deferred tax arising from mine properties.

s. Intangible Assets

Goodwill

Goodwill is tested annually for impairment and carried at cost less accumulated impairment losses. Impairment losses on goodwill are not reversed. Gains and losses on the disposal of an entity include the carrying amount of goodwill relating to the entity sold.

Goodwill is allocated to CGU for the purpose of impairment testing. The allocation is made to those CGU or groups of CGU that are expected to benefit from the business combination in which the goodwill arose.

Forest Concession License

The forest concession license was acquired as a result of the Reverse Acquisition. The forest concession license has a finite useful life and is amortized on a straight-line basis over the concession period until 2041.

Piranti Lunak

Biaya yang dibayarkan atas layanan piranti lunak komputer ditangguhkan dan diamortisasi menggunakan metode garis lurus selama periode perjanjian.

Software

Costs incurred from the acquisition of computer software and software service fee are deferred and are amortized using the straight-line method over the term of the agreement.

t. Biaya Emisi Saham

Biaya emisi saham disajikan sebagai pengurang akun tambahan modal disetor dan tidak diamortisasi.

t. Stock Issuance Costs

Stock issuance costs are deducted from the additional paid-in capital portion of the related proceeds from the issuance of shares and are not amortized.

u. Penurunan Nilai Aset Non-Keuangan

Pada setiap akhir periode pelaporan, Grup menelaah apakah terdapat indikasi suatu aset mengalami penurunan nilai. Jika terdapat indikasi tersebut atau pada saat uji penurunan nilai aset perlu dilakukan, maka Grup membuat estimasi jumlah terpulihkan aset tersebut.

Jika nilai tercatat aset lebih besar daripada nilai terpulihkannya, maka aset tersebut dinyatakan mengalami penurunan nilai dan rugi penurunan nilai diakui dalam laba rugi. Dalam menghitung nilai pakai, estimasi arus kas masa depan bersih didiskontokan ke nilai kini dengan menggunakan tingkat diskonto sebelum pajak yang mencerminkan penilaian pasar kini dari nilai waktu uang dan risiko spesifik atas aset.

Penelaahan dilakukan pada akhir setiap periode pelaporan untuk mengetahui apakah terdapat indikasi bahwa rugi penurunan nilai aset yang telah diakui dalam periode sebelumnya mungkin tidak ada lagi atau mungkin telah menurun. Jika indikasi dimaksud ditemukan, maka Grup mengestimasi jumlah terpulihkan aset tersebut. Kerugian penurunan nilai yang diakui dalam periode sebelumnya dipulihkan apabila nilai tercatat aset tidak melebihi jumlah terpulihkannya maupun nilai tercatat, neto setelah penyusutan, seandainya tidak ada rugi penurunan nilai yang telah diakui untuk aset tersebut pada periode-periode sebelumnya. Setelah pemulihan tersebut, penyusutan aset tersebut disesuaikan di periode mendatang untuk mengalokasikan nilai tercatat aset yang direvisi, dikurangi nilai sisanya, dengan dasar yang sistematis selama sisa umur manfaatnya.

u. Impairment of Non-Financial Assets

The Group assesses at each reporting period whether there is an indication that an asset may be impaired. If any such indication exists, or when impairment testing for an asset is required, the Group makes an estimate of the asset's recoverable amount.

Where the carrying amount of an asset exceeds its recoverable amount, the asset is considered impaired and impairment losses are recognized in profit or loss. In assessing the value in use, the estimated net future cash flows are discounted to their present value using a pre-tax discount rate that reflects current market assessments of the time value of money and the risks specific to the asset.

An assessment is made at each reporting period as to whether there is any indication that previously recognized impairment losses recognized for an asset may no longer exist or may have decreased. If such indication exists, the recoverable amount is estimated. A previously recognized impairment loss for an asset is reversed in profit or loss to the extent that the carrying amount of the assets does not exceed its recoverable amount nor exceed the carrying amount that would have been determined, net of depreciation, had no impairment loss been recognized for the asset in prior periods. After such a reversal, the depreciation charge on the said asset is adjusted in future periods to allocate the asset's revised carrying amount, less any residual value, on a systematic basis over its remaining useful life.

v. Pengakuan Pendapatan dan Beban

Grup menerapkan PSAK No. 72 yang mensyaratkan pengakuan pendapatan harus memenuhi 5 langkah analisa sebagai berikut:

1. Identifikasi kontrak dengan pelanggan.
2. Identifikasi kewajiban pelaksanaan dalam kontrak. Kewajiban pelaksanaan merupakan janji-janji dalam kontrak untuk menyerahkan barang atau jasa yang memiliki karakteristik berbeda ke pelanggan.
3. Penetapan harga transaksi. Harga transaksi merupakan jumlah imbalan yang berhak diperoleh suatu entitas sebagai kompensasi atas diserahkannya barang atau jasa yang dijanjikan ke pelanggan.
4. Alokasi harga transaksi ke setiap kewajiban pelaksanaan dengan menggunakan dasar harga jual berdiri sendiri relatif dari setiap barang atau jasa berbeda yang dijanjikan di kontrak. Ketika tidak dapat diamati secara langsung, harga jual berdiri sendiri relatif diperkirakan berdasarkan biaya yang diharapkan ditambah marjin.
5. Pengakuan pendapatan ketika kewajiban pelaksanaan telah dipenuhi dengan menyerahkan barang atau jasa yang dijanjikan ke pelanggan (ketika pelanggan telah memiliki kendali atas barang atau jasa tersebut).

Kewajiban pelaksanaan dapat dipenuhi dengan 2 cara, yakni:

a. Suatu titik waktu (umumnya janji untuk menyerahkan barang ke pelanggan); atau
b. Suatu periode waktu (umumnya janji untuk menyerahkan jasa ke pelanggan). Untuk kewajiban pelaksanaan yang dipenuhi dalam suatu periode waktu, Grup memilih ukuran penyelesaian yang sesuai untuk penentuan jumlah pendapatan yang harus diakui karena telah terpenuhinya kewajiban pelaksanaan.

v. Revenue and Expense Recognition

The Group has applied PSAK No. 72, which requires revenue recognition to fulfill 5 steps of assessment:

1. Identify contract(s) with a customer.
2. Identify the performance obligations in the contract. Performance obligations are promises in a contract to transfer to customer goods or services that are distinct.
3. Determine the transaction price. Transaction price is the amount of consideration to which an entity expects to be entitled in exchange for transferring promised goods or services to a customer.
4. Allocate the transaction price to each performance obligation on the basis of the relative stand-alone selling prices of each distinct goods or services promised in the contract. Where these are not directly observable, the relative stand-alone selling prices are estimated based on expected cost plus margin.
5. Recognize revenue when the performance obligation is satisfied by transferring promised goods or services to a customer (which is when the customer obtains control of that goods or services).

A performance obligation may be satisfied at the following:

a. A point in time (typically for promises to transfer goods to a customer); or
b. Over time (typically for promises to transfer services to a customer). For a performance obligation satisfied over time, the Group selects an appropriate measure of progress to determine the amount of revenue that should be recognized as the performance obligation is satisfied.

Pembayaran harga transaksi berbeda untuk setiap kontrak. Aset kontrak diakui ketika jumlah penerimaan dari pelanggan kurang dari saldo kewajiban pelaksanaan yang telah dipenuhi. Kewajiban kontrak diakui ketika jumlah penerimaan dari pelanggan lebih dari saldo kewajiban pelaksanaan yang telah dipenuhi.

Payment of the transaction price is different for each contract. A contract asset is recognized once the consideration paid by customer is less than the balance of performances obligation which has been satisfied. A contract liability is recognized once the consideration paid by customer is more than the balance of performance obligation which has been satisfied.

Kewajiban Grup terhadap kontrak dengan pelanggan sehubungan dengan pendapatan dibawah ini ditentukan sebagai kewajiban pelaksanaan tunggal:

The obligation of the Group from the contracts with customers relating to below revenues are determined to be a single performance obligation:

- Pendapatan dari jasa penyediaan tenaga listrik dan uap diakui pada saat didistribusikan kepada pelanggan sesuai dengan *Master Operating Agreement*.

- Revenues from electricity and steam services are recognized when earned in accordance with the terms of Master Operating Agreements with its customers.

- Pendapatan atas penjualan dalam negeri diakui pada saat barang diserahkan dan hak kepemilikan telah berpindah kepada pelanggan. Pendapatan atas penjualan ekspor diakui sesuai dengan syarat penjualan, pada saat barang dikapalkan (*FOB Shipping Point*).

- Revenues from domestic sales are recognized when the goods are delivered to the customers. Revenues from export sales are recognized when the goods are shipped (FOB Shipping Point), in accordance with the terms of sale.

- Pendapatan dari sewa diakui berdasarkan metode garis lurus sesuai dengan jangka waktu sewa. Sewa diterima di muka ditangguhkan pengakuannya dan akan dibukukan sebagai pendapatan sesuai dengan masa manfaat pendapatan tersebut.

- Revenues from rental are recognized on a straight-line basis over the lease term. Unearned rent is deferred and recognized as income based on the lease term.

- Pendapatan dari internet, penyediaan jaringan telekomunikasi (domestik dan interkoneksi) dan jasa telekomunikasi lainnya diakui pada saat jasa diberikan.

- Revenues from internet, telecommunication network (domestic and interconnection) and other telecommunication services are recognized when the services are rendered.

- Pendapatan atas jasa pemasangan jaringan baru diakui pada saat terminal pelanggan siap untuk digunakan.

- Revenues from new installations are recognized when the terminal is completed and ready for use by the customer.

Pendapatan bunga dan beban bunga dari instrumen keuangan diakui dalam laba rugi secara akrual menggunakan metode suku bunga efektif.

Interest income and interest expense for all financial instruments are recognized in profit or loss on accrual basis using the effective interest method.

Beban diakui pada saat terjadinya (*accrual basis*).

Expenses are recognized when incurred (accrual basis).

w. Biaya Pinjaman

Biaya pinjaman yang dapat diatribusikan secara langsung dengan perolehan, konstruksi, atau pembuatan aset kualifikasian dikapitalisasi sebagai bagian dari biaya perolehan aset tersebut. Biaya pinjaman lainnya diakui sebagai beban pada saat terjadinya.

Jika Grup meminjam dana secara khusus untuk tujuan memperoleh aset kualifikasian, maka entitas menentukan jumlah biaya pinjaman yang layak dikapitalisasikan sebesar biaya pinjaman aktual yang terjadi selama periode berjalan dikurangi penghasilan investasi atas investasi sementara dari pinjaman tersebut.

Jika pengembangan aktif atas aset kualifikasian dihentikan, Grup menghentikan kapitalisasi biaya pinjaman selama periode yang diperpanjang tersebut.

Kapitalisasi biaya pinjaman dihentikan saat selesainya secara subtansi seluruh aktivitas yang diperlukan untuk mempersiapkan aset kualifikasian agar dapat digunakan atau dijual sesuai dengan maksudnya.

w. Borrowing Costs

Borrowing costs which are directly attributable to the acquisition, construction, or production of qualifying assets are capitalized as part of the acquisition cost of the qualifying assets. Other borrowing costs are recognized as expenses in the period in which they are incurred.

To the extent that the Group borrows funds specifically for the purpose of obtaining a qualifying asset, the entity determines the amount of borrowing costs eligible for capitalization as the actual borrowing costs incurred on that borrowing during the period less any investment income on the temporary investment of those borrowings.

The Group suspends capitalization of borrowing costs during extended periods in which it suspends active development of a qualifying asset.

The Group ceases capitalizing borrowing costs when substantially all the activities necessary to prepare the qualifying asset for its intended use or sale are complete.

x. Imbalan Kerja

Liabilitas imbalan kerja jangka panjang merupakan imbalan pasca-kerja manfaat pasti yang dibentuk tanpa pendanaan khusus dan didasarkan pada masa kerja dan jumlah penghasilan karyawan pada saat pensiun yang dihitung menggunakan metode *Projected Unit Credit*. Pengukuran kembali liabilitas imbalan pasti langsung diakui dalam laporan posisi keuangan konsolidasian dan penghasilan komprehensif lain pada periode terjadinya dan tidak akan direklasifikasi ke laba rugi, namun menjadi bagian dari saldo laba. Biaya liabilitas imbalan pasti lainnya terkait dengan program imbalan pasti diakui dalam laba rugi.

x. Employee Benefits

Long-term employee benefits liability represents post-employment benefits, unfunded defined-benefit plans which amounts are determined based on years of service and salaries of the employees at the time of pension and calculated using the Projected Unit Credit. Remeasurement is reflected immediately in the consolidated statement of financial position with a charge or credit recognized in other comprehensive income in the period in which they occur and is not to be reclassified to profit or loss but reflected immediately in retained earnings. All other costs related to the defined-benefit plan are recognized in profit or loss.

y. Pajak Penghasilan

Pajak Kini

Pajak kini ditentukan berdasarkan laba kena pajak dalam periode yang bersangkutan yang dihitung berdasarkan tarif pajak yang berlaku.

y. Income Tax

Current Tax

Current tax expense is determined based on the taxable income for the period computed using prevailing tax rates.

Pajak Tangguhan

Pajak tangguhan diakui sebagai liabilitas jika terdapat perbedaan temporer kena pajak yang timbul dari perbedaan antara dasar pengenaan pajak aset dan liabilitas dengan jumlah tercatatnya pada tanggal pelaporan.

Aset pajak tangguhan diakui untuk seluruh perbedaan temporer yang dapat dikurangkan dan rugi fiskal yang dapat dikompensasikan. Aset pajak tangguhan diakui dan direviu pada setiap tanggal pelaporan atau diturunkan jumlah tercatatnya, sepanjang kemungkinan besar laba kena pajak tersedia untuk pemanfaatan perbedaan temporer yang dapat dikurangkan dan rugi fiskal yang dapat dikompensasikan.

Aset dan liabilitas pajak tangguhan diukur dengan menggunakan tarif pajak yang diharapkan berlaku ketika aset dipulihkan atau liabilitas diselesaikan, berdasarkan tarif pajak (atau peraturan pajak) yang telah berlaku atau secara substantif telah berlaku pada tanggal pelaporan.

Aset pajak tangguhan dan liabilitas pajak tangguhan saling hapus jika dan hanya jika, terdapat hak yang dipaksakan secara hukum untuk melakukan saling hapus aset pajak kini terhadap liabilitas pajak kini dan pajak tangguhan tersebut terkait dengan entitas kena pajak yang sama dan dikenakan oleh otoritas perpajakan yang sama.

Deferred Tax

Deferred tax is provided using the liability method on temporary differences between the tax bases of assets and liabilities and their carrying amounts for financial reporting purposes at the reporting date.

Deferred tax assets are recognized for all deductible temporary differences and the carry forward benefit of any unused tax losses. Deferred tax assets are recognized and reviewed at each reporting date and reduced to the extent that it is probable that taxable profit will be available against which the deductible temporary differences and the carry forward benefit of unused tax losses can be utilized.

Deferred tax assets and liabilities are measured at the tax rates that are expected to apply in the year when the asset is realized or the liability is settled, based on tax rates (or tax laws) that have been enacted or substantively enacted at the reporting date.

Deferred tax assets and deferred tax liabilities are offset if and only if, a legally enforceable right exists to set off current tax assets against current tax liabilities and the deferred taxes relate to the same taxable entity and the same taxation authority.

z. Laba per Saham

Laba per saham dasar dihitung dengan membagi laba yang dapat diatribusikan kepada pemilik entitas induk dengan jumlah rata-rata tertimbang saham yang beredar pada periode yang bersangkutan.

z. Earnings per Share

Earnings per share are computed by dividing profit attributable to owners of the parent company by the weighted average number of shares outstanding during the period.

aa. Provisi

Provisi diakui jika Grup mempunyai kewajiban kini (hukum maupun konstruktif) sebagai akibat peristiwa masa lalu, yang memungkinkan Grup harus menyelesaikan kewajiban tersebut dan estimasi yang andal mengenai jumlah kewajiban tersebut dapat dibuat.

Jumlah yang diakui sebagai provisi adalah hasil estimasi terbaik pengeluaran yang diperlukan untuk menyelesaikan kewajiban kini pada tanggal pelaporan, dengan mempertimbangkan risiko dan ketidakpastian terkait kewajiban tersebut.

aa. Provisions

Provisions are recognized when the Group has present obligations (legal or constructive) as a result of a past event, it is probable that the Group will be required to settle the obligation, and a reliable estimate can be made of the amount of the obligation.

The amount recognized as a provision is the best estimate of the consideration required to settle the obligation at the reporting date, taking into account the risks and uncertainties surrounding the obligation.

bb. Informasi Segmen

Informasi segmen disusun sesuai dengan kebijakan akuntansi yang dianut dalam penyusunan dan penyajian laporan keuangan konsolidasian.

Segmen operasi diidentifikasi berdasarkan laporan internal komponen-komponen Grup yang secara berkala dilaporkan kepada pengambil keputusan operasional dalam rangka alokasi sumber daya ke dalam segmen dan penilaian kinerja Grup.

bb. Segment Information

Segment information is prepared using the accounting policies adopted for preparing and presenting the consolidated financial statements.

Operating segments are identified on the basis of internal reports about components of the Group that are regularly reviewed by the chief operating decision maker in order to allocate resources to the segments and assess their performances.

3. Penggunaan Estimasi, Pertimbangan, dan Asumsi Manajemen

Dalam penerapan kebijakan akuntansi Grup, seperti yang diungkapkan dalam Catatan 2 pada laporan keuangan konsolidasian, manajemen harus membuat estimasi, pertimbangan, dan asumsi atas nilai tercatat aset dan liabilitas yang tidak tersedia oleh sumber-sumber lain. Estimasi dan asumsi tersebut, berdasarkan pengalaman historis dan faktor lain yang dipertimbangkan relevan.

Manajemen berkeyakinan bahwa pengungkapan berikut telah mencakup ikhtisar estimasi, pertimbangan, dan asumsi signifikan yang dibuat oleh manajemen, yang berpengaruh terhadap jumlah-jumlah yang dilaporkan serta pengungkapan dalam laporan keuangan konsolidasian.

Pertimbangan

Pertimbangan-pertimbangan berikut dibuat oleh manajemen dalam proses penerapan kebijakan akuntansi Grup yang memiliki dampak yang paling signifikan terhadap jumlah-jumlah yang diakui dalam laporan keuangan konsolidasian:

a. Investasi dalam Saham

Pengendalian Bersama pada Pengendalian Bersama Entitas

Pengendalian bersama atas suatu aktivitas ekonomi terjadi jika keputusan keuangan dan operasional strategis terkait dengan aktivitas tersebut mensyaratkan konsensus dari seluruh pihak yang berbagi pengendalian.

3. Management Use of Estimates, Judgments, and Assumptions

In the application of the Group's accounting policies, which are described in Note 2 to the consolidated financial statements, management is required to make estimates, judgments, and assumptions about the carrying amounts of assets and liabilities that are not readily apparent from other sources. The estimates and assumptions are based on historical experience and other factors that are considered to be relevant.

Management believes that the following represents a summary of the significant estimates, judgments, and assumptions made that affected certain reported amounts and disclosures in the consolidated financial statements.

Judgments

The following judgments are made by management in the process of applying the Group's accounting policies that have the most significant effects on the amounts recognized in the consolidated financial statements:

a. Investment in Shares

Joint Control in a Jointly Controlled Entity

Joint control over an economic activity exists only when the strategic financial and operating decisions relating to the activity require unanimous consent of the parties sharing control.

Manajemen Grup menentukan bahwa terdapat pengendalian bersama atas PT Excite Indonesia, PT Serpong Mas Telematika, Ravenswood Gold Group Pty. Ltd., dan MetRes Pty. Ltd., karena keputusan terkait akvititas ekonomi entitas tersebut dibuat oleh pihak-pihak yang berbagi pengendalian.

The Group's management determined that it has joint control over PT Excite Indonesia, PT Serpong Mas Telematika, Ravenswood Gold Group Pty. Ltd., and MetRes Pty. Ltd., since the decisions on economic activities of this entity are made jointly by the venturers.

Pengaruh Signifikan dalam Investasi

Pada tanggal 31 Desember 2022 dan 2021, Grup memiliki kepemilikan efektif masing-masing sebesar 15,8% dan 21,3% pada PT Smartfren Telecom Tbk. Manajemen menentukan bahwa Grup tidak memiliki pengaruh signifikan dalam PT Smartfren Telecom Tbk karena Grup tidak memiliki kemampuan untuk berpartisipasi dalam pembuatan kebijakan keuangan dan operasi. Selain itu, Grup tidak memiliki transaksi signifikan dengan PT Smartfren Telecom Tbk yang menunjukkan adanya pengaruh yang signifikan.

Significant Influence in Investee

As of December 31, 2022 and 2021, the Group has an effective ownership interest amounted to 15.8% and 21.3% in PT Smartfren Telecom Tbk. The management has determined that the Group has no significant influence in PT Smartfren Telecom Tbk since the Group does not have the power to participate in the financial and operating policy. Further, the Group does not have significant transactions with PT Smartfren Telecom Tbk that indicates a significant influence.

b. Mata Uang Fungsional

Mata uang fungsional Perusahaan dan entitas anak adalah mata uang lingkungan ekonomi utama dimana masing-masing entitas beroperasi. Mata uang tersebut adalah yang paling mempengaruhi harga jual barang dan jasa, dan mata uang dari negara yang kekuatan persaingan dan peraturannya sebagian besar menentukan harga jual barang dan jasa entitas, dan merupakan mata uang yang mana dana dari aktivitas pendanaan dihasilkan.

b. Functional Currency

The functional currency of the Company and its subsidiaries is the currency of the primary economic environment in which each of them operates. It is the currency, among others, that mainly influences sales prices for goods and services, and of the country whose competitive forces and regulations mainly determine the sales prices of its goods and services, and the currency in which funds from financing activities are generated.

c. Klasifikasi Aset Keuangan dan Liabilitas Keuangan

Grup menentukan klasifikasi aset dan liabilitas tertentu sebagai aset keuangan dan liabilitas keuangan dengan menilai apakah aset dan liabilitas tersebut memenuhi definisi yang ditetapkan dalam PSAK No. 71. Aset keuangan dan liabilitas keuangan dicatat sesuai dengan kebijakan akuntansi Grup sebagaimana diungkapkan dalam Catatan 2.

c. Classification of Financial Assets and Liabilities

The Group determines the classifications of certain assets and liabilities as financial assets and liabilities by judging if they meet the criteria set forth in PSAK No. 71. Accordingly, the financial assets and liabilities are accounted for in accordance with the Group's accounting policies disclosed in Note 2.

d. Aset Keuangan yang Tidak Memiliki Kuotasi Harga di Pasar Aktif

Grup mengukur seluruh aset keuangan berupa investasi dalam obligasi dan instrumen ekuitas pada nilai wajarnya. Akan tetapi, pada keadaan terbatas, biaya perolehan dapat merupakan estimasi nilai wajar yang tepat. Hal tersebut dapat terjadi jika informasi yang terkini tidak tersedia untuk mengukur nilai wajar, atau terdapat rentang kemungkinan yang cukup besar atas nilai wajar, dimana biaya perolehan yang merupakan estimasi terbaik nilai wajar berada dalam rentang tersebut.

d. Financial Assets Not Quoted in Active Market

The Group measures all investments in bonds and equity securities financial assets at fair value. However, in limited circumstances cost may be an appropriate estimate of fair value. That may be the case if insufficient more recent information is available to measure fair value, or if there is a wide range of possible fair value measurements and cost represents the best estimate of fair value within that range.

e. Cadangan Kerugian Penurunan Nilai

Pada setiap tanggal laporan posisi keuangan, Grup menilai apakah risiko kredit atas instrumen keuangan telah meningkat secara signifikan sejak pengakuan awal. Ketika melakukan penilaian tersebut, Grup mempertimbangkan perubahan risiko gagal bayar yang terjadi selama umur instrumen keuangan. Dalam melakukan penilaian tersebut, Grup membandingkan risiko gagal bayar yang terjadi pada tanggal pelaporan dengan risiko gagal bayar pada saat pengakuan awal, serta mempertimbangkan informasi, termasuk informasi masa lalu, kondisi saat ini, dan informasi bersifat perkiraan masa depan (*forward-looking*), yang wajar dan terdukung yang tersedia tanpa biaya atau upaya berlebihan.

Grup mengukur cadangan kerugian sepanjang umurnya, jika risiko kredit atas instrumen keuangan tersebut telah meningkat secara signifikan sejak pengakuan awal, jika tidak, maka Grup mengukur cadangan kerugian untuk instrumen keuangan tersebut sejumlah kerugian kredit ekspektasian 12 bulan. Suatu evaluasi yang bertujuan untuk mengidentifikasi jumlah cadangan kerugian ekspektasian yang harus dibentuk, dilakukan secara berkala pada setiap periode pelaporan. Oleh karena itu, saat dan besaran jumlah cadangan kerugian ekspektasian yang tercatat pada setiap periode dapat berbeda tergantung pada pertimbangan atas informasi yang tersedia atau berlaku pada saat itu.

e. Allowance for Impairment

At each financial position reporting date, the Group shall assess whether the credit risk of a financial instrument has increased significantly since initial recognition. When making the assessment, the Group shall use the change in the risk of a default over the expected life of the financial instrument. To make that assessment, the Group shall compare the risk of a default occurring on the financial instrument as at the reporting date with the risk of a default occurring on the financial instrument as at the date of initial recognition and consider reasonable and supportable information, including that which is forward-looking, that is available without undue cost or effort.

The Group shall measure the loss allowance for a financial instrument at an amount equal to the lifetime expected credit losses if the credit risk on that financial instrument has increased significantly since initial recognition, otherwise, the Group shall measure the loss allowance for that financial instrument at an amount equal to 12-months expected credit losses. Evaluation of financial assets to determine the allowance for expected loss to be provided is performed periodically in each reporting period. Therefore, the timing and amount of allowance for expected credit loss recorded at each period might differ based on the judgments and estimates that are available or valid at each period.

Cadangan yang dibentuk adalah berdasarkan pengalaman penagihan masa lalu dan faktor-faktor lainnya yang mungkin mempengaruhi kolektibilitas, antara lain kemungkinan kesulitan likuiditas atau kesulitan keuangan yang signifikan yang dialami oleh debitur atau penundaan pembayaran yang signifikan.

The level of allowance is based on past collection experience and other factors that may affect collectability such as the probability of insolvency or significant financial difficulties of the debtors or significant delay in payments.

Jika terdapat bukti obyektif penurunan nilai, maka saat dan besaran jumlah yang dapat ditagih diestimasi berdasarkan pengalaman kerugian masa lalu. Cadangan kerugian penurunan nilai dibentuk atas akun-akun yang diidentifikasi secara spesifik telah mengalami penurunan nilai. Akun pinjaman yang diberikan dan piutang dihapusbukukan berdasarkan keputusan manajemen bahwa aset keuangan tersebut tidak dapat ditagih atau direalisasi meskipun segala cara dan tindakan telah dilaksanakan. Suatu evaluasi atas piutang, yang bertujuan untuk mengidentifikasi jumlah cadangan yang harus dibentuk, dilakukan secara berkala sepanjang periode. Oleh karena itu, saat dan besaran jumlah cadangan kerugian penurunan nilai yang tercatat pada setiap periode dapat berbeda tergantung pada pertimbangan dan estimasi yang digunakan.

If there is an objective evidence of impairment, timing and collectable amounts are estimated based on historical loss data. Allowance is provided on accounts specifically identified as impaired. Written off loans and receivables are based on management's decisions that the financial assets are uncollectible or cannot be realized in whatsoever actions have been taken. Evaluation of receivables to determine the total allowance to be provided is performed periodically during the period. Therefore, the timing and amount of allowance recorded at each period might differ based on the judgments and estimates that have been used.

Nilai tercatat aset keuangan Grup yang diukur pada biaya perolehan diamortisasi tanggal 31 Desember 2022 dan 2021 adalah sebagai berikut:

The carrying values of the Group's financial assets at amortized cost as of December 31, 2022 and 2021 are as follows:

	2022	2021	
Kas dan setara kas	1.084.680.519	521.356.411	Cash and cash equivalents
Piutang usaha - bersih	532.601.807	254.907.523	Trade accounts receivable - net
Piutang lain-lain - bersih	64.483.861	64.516.622	Other receivables - net
Piutang lain-lain jangka panjang - bersih	57.320.202	16.377.369	Long-term other receivables - net
Aset tidak lancar lain-lain	56.931.883	49.709.059	Other noncurrent assets
Jumlah	1.796.018.272	906.866.984	Total

f. Sewa

Grup Sebagai Penyewa

Grup telah menandatangani sejumlah perjanjian sewa ruangan dan tanah serta perjanjian sewa sejumlah kendaraan. Grup menentukan bahwa sewa tersebut memenuhi kriteria pengakuan dan pengukuran aset hak-guna dan liabilitas sewa sesuai dengan PSAK No. 73, Sewa.

f. Leases

Group as Lessee

The Group has entered into various lease agreements for commercial spaces and land and vehicles. The Group has determined that those leases meet the criteria for recognition and measurement of right-to-use assets and lease liabilities in accordance with PSAK No. 73, Leases.

Grup sebagai Pesewa

Grup telah menandatangani sejumlah perjanjian sewa tanah dan alat berat. Grup menentukan bahwa sewa tersebut adalah sewa operasi karena Grup menanggung secara signifikan seluruh risiko dan manfaat dari kepemilikan aset-aset tersebut.

Group as Lessor

The Group has entered into various lease agreements for land lease and heavy equipment. The Group has determined that these are operating leases since the Group bears substantially all the significant risks and rewards of ownership of the related assets.

g. Pajak Penghasilan

Pertimbangan dibutuhkan untuk menentukan jumlah pajak penghasilan. Jika hasil pemeriksaan pajak berbeda dengan jumlah yang sebelumnya telah dibukukan, maka selisih tersebut akan berdampak terhadap aset dan liabilitas pajak kini dan tangguhan dalam periode dimana hasil pemeriksaan tersebut terjadi.

g. Income Taxes

Judgment is required in determining the provision for income taxes. Where the final tax outcome of these matters is different from the amounts that were initially recorded, such differences will have an impact on the current and deferred income tax assets and liabilities in the period in which such determination is made.

Estimasi dan Asumsi

Asumsi utama mengenai masa depan dan sumber utama lain dalam mengestimasi ketidakpastian pada tanggal pelaporan yang mempunyai risiko signifikan yang dapat menyebabkan penyesuaian material terhadap nilai tercatat aset dan liabilitas dalam periode berikutnya diungkapkan di bawah ini. Grup mendasarkan asumsi dan estimasi pada parameter yang tersedia saat laporan keuangan konsolidasian disusun. Kondisi yang ada dan asumsi mengenai perkembangan masa depan dapat berubah karena perubahan situasi pasar yang berada di luar kendali Grup. Perubahan tersebut tercermin dalam asumsi ketika keadaan tersebut terjadi.

Estimates and Assumptions

The key assumptions concerning the future and other key sources of estimation uncertainty at the reporting date that have a significant risk of causing a material adjustment to the carrying amounts of assets and liabilities within the next financial period are disclosed below. The Group based its assumptions and estimates on parameters available when the consolidated financial statements were prepared. Existing circumstances and assumptions about future developments may change due to market changes on circumstances arising beyond the control of the Group. Such changes are reflected in the assumptions when they occur.

a. Nilai Wajar Aset Keuangan dan Liabilitas Keuangan

Standar Akuntansi Keuangan di Indonesia mensyaratkan pengukuran aset keuangan dan liabilitas keuangan tertentu pada nilai wajarnya, dan penyajian ini mengharuskan penggunaan estimasi. Komponen pengukuran nilai wajar yang signifikan ditentukan berdasarkan bukti-bukti yang dapat diverifikasi (seperti nilai tukar, suku bunga), sedangkan saat dan besaran perubahan nilai wajar dapat menjadi berbeda karena penggunaan metode penilaian yang berbeda.

Nilai wajar aset keuangan dan liabilitas keuangan diungkapkan pada Catatan 23 atas laporan keuangan konsolidasian.

a. Fair Value of Financial Assets and Financial Liabilities

Indonesian Financial Accounting Standards require the measurement of certain financial assets and liabilities at fair values, and the disclosure requires the use of estimates. Significant component of fair value measurement is determined based on verifiable objective evidence (i.e. foreign exchange rate, interest rate), while timing and amount of changes in fair value might differ due to different valuation method used.

The fair value of financial assets and financial liabilities are set out in Note 23 to the consolidated financial statements.

b. Cadangan Kerugian Penurunan Nilai Persediaan

Grup membentuk cadangan kerugian penurunan nilai persediaan berdasarkan estimasi bahwa tidak terdapat penggunaan masa depan dari persediaan tersebut, atau terdapat kemungkinan persediaan tersebut menjadi usang. Manajemen berkeyakinan bahwa asumsi-asumsi yang digunakan dalam estimasi cadangan kerugian penurunan nilai persediaan dalam laporan keuangan konsolidasian adalah tepat dan wajar, namun demikian, perubahan signifikan dalam asumsi-asumsi tersebut dapat berdampak signifikan terhadap nilai tercatat persediaan dan jumlah beban kerugian penurunan nilai persediaan, yang akhirnya akan berdampak pada hasil operasi Grup.

Nilai tercatat persediaan pada tanggal 31 Desember 2022 dan 2021 diungkapkan pada Catatan 8.

b. Allowance for Decline in Value of Inventories

The Group provides an allowance for the decline in the value of inventories based on its estimation that there will be no future usage of such inventories or such inventories will be slow moving in the future. While it is believed that the assumptions used in the estimation of the allowance for the decline in the value of inventories reflected in the consolidated financial statements are appropriate and reasonable, significant changes in these assumptions may materially affect the assessment of the carrying value of the inventories and provision for the decline in value of inventories, which ultimately impact the result of the Group's operations.

The carrying values of inventories as of December 31, 2022 and 2021 are set out in Note 8.

c. Revaluasi Aset Tetap

Pembangkit listrik Grup diukur menggunakan model revaluasi dengan perubahan nilai wajar yang diakui dalam penghasilan komprehensif lain.

Teknik penilaian utama yang digunakan untuk menentukan nilai wajar pembangkit listrik diungkapkan dalam Catatan 23. Perubahan nilai wajar akan mempengaruhi nilai tercatat aset serta besarnya penyusutan.

c. Revaluation of Property, Plant and Equipment

The Group's power plants are measured using the revaluation model with changes in value being recognized in other comprehensive income.

The key assumptions used to determine the fair value of the power plants, are disclosed in Note 23. Changes in fair value will affect the carrying value of assets and depreciation.

d. Estimasi Masa Manfaat Properti Investasi dan Aset Tetap

Masa manfaat dari masing-masing properti investasi dan aset tetap Grup diestimasi berdasarkan jangka waktu aset tersebut diharapkan tersedia untuk digunakan. Estimasi tersebut didasarkan pada penilaian kolektif berdasarkan bidang usaha yang sama, evaluasi teknis internal dan pengalaman dengan aset sejenis.

d. Estimated Useful Lives of Investment Properties and Property, Plant and Equipment

The useful life of each of the items of the Group's investment properties and property, plant and equipment are estimated based on the period over which the asset is expected to be available for use. Such estimation is based on a collective assessment of similar business, internal technical evaluation and experience with similar assets.

Estimasi masa manfaat setiap aset ditelaah secara berkala dan diperbarui jika estimasi berbeda dari perkiraan sebelumnya yang disebabkan karena pemakaian, usang secara teknis atau komersial serta keterbatasan hak atau pembatasan lainnya terhadap penggunaan aset. Dengan demikian, hasil operasi di masa mendatang mungkin dapat terpengaruh secara signifikan oleh perubahan dalam jumlah dan waktu terjadinya biaya karena perubahan yang disebabkan oleh faktor-faktor yang disebutkan di atas. Penurunan estimasi masa manfaat ekonomis setiap properti investasi dan aset tetap akan menyebabkan kenaikan beban penyusutan dan penurunan nilai tercatat aset tetap.

The estimated useful life of each asset is reviewed periodically and updated if expectations differ from previous estimates due to physical wear and tear, technical or commercial obsolescence, and legal or other limits on the use of the asset. It is possible, however, that future results of operations could be materially affected by changes in the amounts and timing of recorded expenses brought about by changes in the factors mentioned above. A reduction in the estimated useful life of any item of investment properties and property, plant and equipment would increase the recorded depreciation and decrease the carrying values of these assets.

Nilai tercatat properti investasi dan aset tetap pada tanggal 31 Desember 2022 dan 2021 adalah sebagai berikut:

The carrying values of investment properties and property, plant and equipment as of December 31, 2022 and 2021 are as follows:

	2022	2021	
Properti investasi - bersih	3.676.198	4.053.600	Investment properties - net
Aset tetap - bersih	1.472.582.549	418.227.780	Property, plant and equipment - net
Jumlah	1.476.258.747	422.281.380	Total

e. Penurunan Nilai Goodwill dan Aset Takberwujud Lainnya

Aset takberwujud, selain goodwill, diuji penurunan nilai apabila indikasi penurunan nilai telah terjadi. Untuk goodwill, uji penurunan nilai wajib dilakukan sedikitnya setahun sekali tanpa memperhatikan apakah telah terjadi indikasi penurunan nilai. Penentuan nilai pakai aset takberwujud membutuhkan estimasi arus kas yang diharapkan akan dihasilkan dari pemakaian berkelanjutan dan pelepasan akhir atas aset tersebut (UPK) serta tingkat diskonto yang tepat untuk menghitung nilai kini.

Manajemen berkeyakinan bahwa asumsi-asumsi yang digunakan dalam estimasi nilai pakai dalam laporan keuangan konsolidasian adalah tepat dan wajar, namun demikian, perubahan signifikan dalam asumsi-asumsi tersebut dapat berdampak signifikan pada jumlah nilai terpulihkan dan jumlah kerugian penurunan nilai yang terjadi mungkin berdampak material pada hasil operasi Grup.

e. Impairment of Goodwill and Other Intangibles

Intangible assets, other than goodwill, are reviewed for impairment whenever impairment indicators are present. While for goodwill, impairment testing is required to be performed at least annually irrespective of whether or not there are indications of impairment. Determining the value in use of assets requires the estimation of cash flows expected to be generated from the continued use and ultimate disposition of such assets (CGU) and a suitable discount rate in order to calculate the present value.

While it is believed that the assumptions used in the estimation of the value in use of assets reflected in the consolidated financial statements are appropriate and reasonable, significant changes in these assumptions may materially affect the assessment of recoverable values and any resulting impairment loss could have a material adverse impact on the results of Group's operations.

f. Imbalan Kerja Jangka Panjang

Penentuan liabilitas dan imbalan pasca-kerja dipengaruhi oleh asumsi tertentu yang digunakan oleh aktuaris dalam menghitung jumlah tersebut. Asumsi-asumsi tersebut dijelaskan dalam Catatan 31 dan mencakup, antara lain tingkat kenaikan gaji. Hasil aktual yang berbeda dengan asumsi Grup dibukukan pada penghasilan komprehensif lain dan dengan demikian, berdampak pada jumlah penghasilan komprehensif lain yang diakui dan liabilitas yang tercatat pada periode-periode mendatang. Manajemen berkeyakinan bahwa asumsi-asumsi yang digunakan adalah tepat dan wajar, namun demikian, perbedaan signifikan pada hasil aktual, atau perubahan signifikan dalam asumsi-asumsi tersebut dapat berdampak signifikan pada jumlah liabilitas imbalan kerja jangka panjang. Nilai tercatat liabilitas imbalan kerja jangka panjang diungkapkan pada Catatan 31.

f. Long-term Employee Benefits

The determination of the obligation and post-employment benefits is dependent on the selection of certain assumptions used by the actuary in calculating such amounts. Those assumptions are described in Note 31 and include, among others rate of salary increase. Actual results that differ from the Group's assumptions are charged to comprehensive income and therefore, generally affect the recognized comprehensive income and recorded obligation in such future periods. While it is believed that the Group's assumptions are reasonable and appropriate, significant differences in actual experience or significant changes in assumptions may materially affect the amount of long-term employee benefits liability. The carrying value of long-term employee benefits liabilities is disclosed in Note 31.

g. Aset Pajak Tangguhan

Aset pajak tangguhan diakui untuk semua perbedaan temporer antara nilai tercatat aset dan liabilitas pada laporan keuangan dengan dasar pengenaan pajak jika kemungkinan besar jumlah laba kena pajak akan memadai untuk pemanfaatan perbedaan temporer yang diakui. Estimasi manajemen yang signifikan diperlukan untuk menentukan jumlah aset pajak tangguhan yang diakui berdasarkan kemungkinan waktu terealisasinya dan jumlah laba kena pajak pada masa mendatang serta strategi perencanaan pajak masa depan. Nilai tercatat aset pajak tangguhan diungkapkan pada Catatan 32.

g. Deferred Tax Assets

Deferred tax assets are recognized for all temporary differences between the financial statements' carrying amounts of existing assets and liabilities and their respective taxes bases to the extent that it is probable that taxable profit will be available against which the temporary differences can be utilized. Significant management estimates are required to determine the amount of deferred tax assets that can be recognized, based upon the likely timing and the level of future taxable profits together with future tax planning strategies. The carrying value of deferred tax assets is disclosed in Note 32.

h. Estimasi Cadangan dan Sumber Daya Batubara

Cadangan batubara diestimasi berdasarkan nilai batubara yang secara ekonomis dan legal dapat dihasilkan dari pertambangan Grup. Grup melakukan estimasi atas cadangan batubara dan sumber daya mineral berdasarkan informasi tentang data geologis, kedalaman dan bentuk batubara, dan pertimbangan geologis yang komplek yang dikumpulkan oleh orang-orang yang memiliki kualifikasi yang layak. Perubahan pada estimasi cadangan dan sumber daya akan mempengaruhi nilai tercatat dari biaya eksplorasi ditangguhkan serta besarnya amortisasi.

h. Coal Reserve and Resources Estimates

Coal reserves are estimates of the amount of coal that can be economically and legally extracted from the Group's mining properties. The Group estimates its coal reserves and mineral resources based on information compiled by appropriately qualified persons relating to the geological data on the size, depth and shape of the coal body, and requires complex geological judgments to interpret the data. Changes in the reserve or resource estimates may have an impact on the carrying value of deferred exploration and development costs and amortization charges.

i. Penurunan Nilai Aset Non-Keuangan

Penelaahan atas penurunan nilai dilakukan apabila terdapat indikasi penurunan nilai aset tertentu. Penentuan nilai wajar aset membutuhkan estimasi arus kas yang diharapkan akan dihasilkan dari pemakaian berkelanjutan dan pelepasan akhir atas aset tersebut. Perubahan signifikan dalam asumsi-asumsi yang digunakan untuk menentukan nilai wajar dapat berdampak signifikan pada nilai terpulihkan dan jumlah kerugian penurunan nilai yang terjadi mungkin berdampak material pada hasil operasi Grup.

Nilai tercatat aset non-keuangan tersebut pada tanggal 31 Desember 2022 dan 2021 adalah sebagai berikut:

i. Impairment of Non-Financial Assets

An impairment review is performed when certain impairment indicators are present. Determining the fair value of assets requires the estimation of cash flows expected to be generated from the continued use and ultimate disposition of such assets. Any significant changes in the assumptions used in determining the fair value may materially affect the assessment of recoverable values and any resulting impairment loss could have a material impact on the results of operations.

The carrying values of non-financial assets as of December 31, 2022 and 2021 are as follows:

	2022	2021	
Properti investasi - bersih	3.676.198	4.053.600	Investment properties - net
Aset tetap - bersih	1.472.582.549	418.227.780	Property, plant and equipment - net
Investasi jangka panjang	269.190.644	237.520.941	Long-term investments
Aset pertambangan - bersih	1.576.615.046	434.799.766	Mine properties - net
Konsesi perhutanan - bersih	9.174.285	9.679.291	Forestry concession - net
Jumlah	3.331.238.722	1.104.281.378	Total

4. Kas dan Setara Kas / 4. Cash and Cash Equivalents

	2022	2021	
Kas			Cash on hand
Rupiah (Catatan 35)	193.816	146.024	Rupiah (Note 35)
Dolar Amerika Serikat	1.300	1.300	U.S. Dollar
Dolar Singapura (Catatan 35)	542	858	Singapore Dollar (Note 35)
Dolar Australia (Catatan 35)	-	225	Australian Dollar (Note 35)
Jumlah Kas	195.658	148.407	Total Cash on Hand

	2022	2021	
Bank			Cash in banks
Rupiah (Catatan 35)			Rupiah (Note 35)
Pihak berelasi (Catatan 34)			Related party (Note 34)
PT Bank Sinarmas Tbk	21.392.230	36.094.208	PT Bank Sinarmas Tbk
Pihak ketiga			Third parties
PT Bank Rakyat Indonesia (Persero) Tbk	20.796.006	3.087.675	PT Bank Rakyat Indonesia (Persero) Tbk
PT Bank Central Asia Tbk	12.647.002	4.160.726	PT Bank Central Asia Tbk
PT Bank Permata Tbk	9.069.963	4.497.912	PT Bank Permata Tbk
PT Bank Mandiri (Persero) Tbk	8.281.504	2.058.981	PT Bank Mandiri (Persero) Tbk
PT Bank Negara Indonesia (Persero) Tbk	4.499.986	2.491.836	PT Bank Negara Indonesia (Persero) Tbk
PT Bank Mega Tbk	2.345.165	7.316.826	PT Bank Mega Tbk
PT Bank UOB Indonesia	920.932	26.788.472	PT Bank UOB Indonesia
PT Bank Pan Indonesia Tbk	494.944	29.900	PT Bank Pan Indonesia Tbk
Credit Suisse Bank	365.797	700.818	Credit Suisse Bank
PT Bank Syariah Indonesia Tbk	344.323	-	PT Bank Syariah Indonesia Tbk
PT Bank Sumsel Babel	50.467	48.446	PT Bank Sumsel Babel
PT Bank Maybank Indonesia Tbk	27.391	23.272	PT Bank Maybank Indonesia Tbk
PT Bank Danamon Indonesia Tbk	25.936	7.963	PT Bank Danamon Indonesia Tbk
PT Bank Pembangunan Daerah Kalimantan Tengah	16.803	15.620	PT Bank Pembangunan Daerah Kalimantan Tengah
Lain-lain (masing-masing kurang dari US$ 10.000)	787	10.369	Others (less than US$ 10,000 each)
Jumlah	81.279.236	87.333.024	Subtotal
Dolar Amerika Serikat			U.S. Dollar
Pihak berelasi (Catatan 34)			Related party (Note 34)
PT Bank Sinarmas Tbk	26.964.872	125.784.966	PT Bank Sinarmas Tbk
Pihak ketiga			Third parties
National Australia Bank Limited	267.223.591	36.990.417	National Australia Bank Limited
PT Bank Rakyat Indonesia (Persero) Tbk	183.689.126	31.125.682	PT Bank Rakyat Indonesia (Persero) Tbk
Bank of China	115.216.273	-	Bank of China
PT Bank Mandiri (Persero) Tbk	57.184.823	25.867.513	PT Bank Mandiri (Persero) Tbk
PT Bank Negara Indonesia (Persero) Tbk	51.814.135	53.558.703	PT Bank Negara Indonesia (Persero) Tbk
Barclays Bank Limited	42.185.802	-	Barclays Bank Limited
PT Bank Woori Saudara Indonesia 1906 Tbk	19.209.397	-	PT Bank Woori Saudara Indonesia 1906 Tbk
Australia and New Zealand Banking Group Limited	7.929.936	-	Australia and New Zealand Banking Group Limited
ICICI Bank Limited, Cabang Singapura	4.163.154	129.327	ICICI Bank Limited, Singapore Branch
CIMB Bank Berhad, Singapura	3.867.338	896.251	CIMB Bank Berhad, Singapore
PT Bank Permata Tbk	2.182.740	559.510	PT Bank Permata Tbk
China Merchant Bank	2.000.000	-	China Merchant Bank
RHB Bank Berhad	989.565	2.989.441	RHB Bank Berhad
Citibank, N.A. Singapura	942.861	1.997.955	Citibank, N.A. Singapore
PT Bank Danamon Indonesia Tbk	874.746	952.966	PT Bank Danamon Indonesia Tbk
PT Bank Central Asia Tbk	274.775	4.822.496	PT Bank Central Asia Tbk
PT Bank Maybank Indonesia Tbk	88.480	90.253	PT Bank Maybank Indonesia Tbk
United Overseas Bank Limited	53.610	54.053	United Overseas Bank Limited
PT Bank Mega Tbk	12.367	407.505	PT Bank Mega Tbk
PT Bank Pan Indonesia Tbk	6.777	56.887	PT Bank Pan Indonesia Tbk
State Bank of India, India	-	15.701	State Bank of India, India
Lain-lain (masing-masing kurang dari US$ 10.000)	23.163	31.591	Others (less than US$ 10,000 each)
Jumlah	786.897.531	286.331.217	Subtotal

	2022	2021	
Bank			Cash in banks
Yuan Cina (Catatan 35)			China Yuan (Note 35)
Pihak ketiga			Third parties
China Merchant Bank	489.461	1.096.388	China Merchant Bank
PT Bank Rakyat Indonesia (Persero) Tbk	646	800	PT Bank Rakyat Indonesia (Persero) Tbk
Jumlah	490.107	1.097.188	Subtotal
Dolar Australia (Catatan 35)			Australian Dollar (Note 35)
Pihak ketiga			Third parties
National Australia Bank Limited	41.805.945	8.576.102	National Australia Bank Limited
Australia and New Zealand Banking Group Limited	234.531	-	Australia and New Zealand Banking Group Limited
Macquarie Bank Limited	479	-	Macquarie Bank Limited
Bank of Singapore	72	-	Bank of Singapore
Jumlah	42.041.027	8.576.102	Subtotal
Dolar Singapura (Catatan 35)			Singapore Dollar (Note 35)
Pihak berelasi (Catatan 34)			Related party (Note 34)
PT Bank Sinarmas Tbk	2.136	8.513	PT Bank Sinarmas Tbk
Pihak ketiga			Third parties
Credit Suisse Bank	576.068	286.143	Credit Suisse Bank
CIMB Bank Berhad, Singapura	570.941	250.092	CIMB Bank Berhad, Singapore
Citibank, N.A. Singapura	263.003	375.798	Citibank, N.A. Singapore
RHB Bank Berhad	76.070	75.551	RHB Bank Berhad
United Overseas Bank Limited	62.272	44.167	United Overseas Bank Limited
BNP Paribas, Cabang Singapura	-	4.014	BNP Paribas, Singapore Branch
Jumlah	1.550.490	1.044.278	Subtotal
Jumlah Bank	912.258.391	384.381.809	Total Cash in Banks
Deposito berjangka			Time deposits
Rupiah (Catatan 35)			Rupiah (Note 35)
Pihak berelasi (Catatan 34)			Related party (Note 34)
PT Bank Sinarmas Tbk	6.738.923	140.865	PT Bank Sinarmas Tbk
Dolar Amerika Serikat			U.S. Dollar
Pihak berelasi (Catatan 34)			Related party (Note 34)
PT Bank Sinarmas Tbk	-	14.000.832	PT Bank Sinarmas Tbk
Pihak ketiga			Third parties
Credit Suisse Bank	70.960.967	77.445.760	Credit Suisse Bank
Bank of Singapore	45.508.458	10.023.516	Bank of Singapore
BNP Paribas, Cabang Singapura	20.131.108	20.845.130	BNP Paribas, Singapore Branch
Macquarie Bank Limited	15.069.032	-	Macquarie Bank Limited
PT Bank Danamon Indonesia Tbk	4.250.000	4.250.000	PT Bank Danamon Indonesia Tbk
Citibank, N.A. Singapura	4.000.000	-	Citibank, N.A. Singapore
Barclays Bank Limited	3.000.000	-	Barclays Bank Limited
CIMB Bank Berhad, Singapura	-	501.551	CIMB Bank Berhad, Singapore
Jumlah	162.919.565	127.066.789	Subtotal

	2022	2021	
Deposito berjangka			Time deposits
Dolar Australia (Catatan 35)			Australian Dollar (Note 35)
Pihak ketiga			Third parties
Macquarie Bank Limited	1.983.263	-	Macquarie Bank Limited
Credit Suisse Bank	584.719	696.289	Credit Suisse Bank
BNP Paribas, Cabang Singapura	-	8.922.252	BNP Paribas, Singapore Branch
Jumlah	2.567.982	9.618.541	Subtotal
Jumlah Deposito Berjangka	172.226.470	136.826.195	Total Time Deposits
Jumlah	1.084.680.519	521.356.411	Total
Suku bunga deposito berjangka per tahun:			Time deposits' interest rates per annum:
Rupiah	1,75%	1,75% - 5,00%	Rupiah
Dolar Amerika Serikat	2,55% - 7,15%	0,10% - 6,14%	U.S. Dollar
Dolar Australia	2,92% - 7,20%	0,25% - 3,40%	Australian Dollar

5. Investasi Jangka Pendek / 5. Short-term Investments

	2022	2021	
Aset keuangan yang diukur pada nilai wajar melalui penghasilan komprehensif lain			Financial assets at fair value through other comprehensive income
Saham Preferen yang dapat Ditebus			Redeemable Preference Shares
Ascend Global Investment Fund SPC	37.132.815	85.734.608	Ascend Global Investment Fund SPC
Aset keuangan yang diukur pada nilai wajar melalui laba rugi			Financial assets at FVPL
Obligasi Konversi			Convertible Bonds
PT Mitra Kurnia Bartim	2.506.338	2.763.137	PT Mitra Kurnia Bartim
PT Batubara Bandung Pratama	626.584	690.784	PT Batubara Bandung Pratama
Saham - Harga Kuotasian			Equity Securities - Quoted
Castile Resources Limited	575.073	1.337.441	Castile Resources Limited
Kalgoorlie Gold Mining Limited	96.517	181.726	Kalgoorlie Gold Mining Limited
Unit Link			Unit Link
PT Asuransi Jiwa Star Investama	190.707	-	PT Asuransi Jiwa Star Investama
Reksadana (Catatan 34)			Units of mutual fund (Note 34)
PT Sinarmas Asset Management	9.743	10.350	PT Sinarmas Asset Management
Jumlah	41.137.777	90.718.046	Total

Aset Keuangan Diukur pada Nilai Wajar Melalui Laba Rugi

Financial Assets at FVPL

Obligasi Konversi

Berdasarkan Perjanjian Jual Beli dan Pengalihan Obligasi Konversi tanggal 20 April 2011, BKES membeli obligasi konversi yang diterbitkan PT Mitra Kurnia Bartim (MKB) dan PT Batubara Bandung Pratama (BBP) dari PT Andalan Satria Cemerlang (ASC), pihak ketiga.

Convertible Bonds

Based on the Sale Purchase and Transfer of Convertible Bond Agreement dated April 20, 2011, BKES purchased a convertible bond which was issued by PT Mitra Kurnia Bartim (MKB) and PT Batubara Bandung Pratama (BBP) from PT Andalan Satria Cemerlang (ASC), a third party.

Pada tanggal 2 Januari 2013, para pihak setuju untuk mengkonversi seluruh bunga obligasi terhitung sejak 1 Februari 2012 sampai dengan 31 Desember 2012 menjadi nilai pokok obligasi. Efektif tanggal 31 Desember 2022, tanggal jatuh tempo perjanjian diubah menjadi tanggal 30 Desember 2023.

On January 2, 2013, the parties agreed to capitalize the interest on convertible bonds from February 1, 2012 until December 31, 2012 to the principal amount of the bonds. Effective December 31, 2022, the maturity date of the agreement has been amended to December 30, 2023.

6. Piutang Usaha / 6. Trade Accounts Receivable

a. Berdasarkan Pelanggan / a. By Customer

	2022	2021	
Pihak berelasi (Catatan 34)	62.239.187	81.873.416	Related parties (Note 34)
Pihak ketiga			Third parties
Posco International Corporation	48.736.730	-	Posco International Corporation
Steel Authority of India Ltd.	39.752.704	-	Steel Authority of India Ltd.
Tata International Singapore Pte. Ltd.	38.319.573	-	Tata International Singapore Pte. Ltd.
PT Eksploitasi Energi Indonesia Tbk	23.908.942	21.031.203	PT Eksploitasi Energi Indonesia Tbk
Nippon Steel & Sumitomo Metal	23.119.145	16.146.633	Nippon Steel & Sumitomo Metal
Salzgitter Flachstahl GmbH	21.761.693	-	Salzgitter Flachstahl GmbH
Rashtriya Ispat Nigam Limited	21.718.023	-	Rashtriya Ispat Nigam Limited
JFE Shoji Corporation	20.967.586	8.058.863	JFE Shoji Corporation
Fujian Changyi Industry Co., Ltd.	20.425.091	-	Fujian Changyi Industry Co., Ltd.
PT Dwi Guna Laksana Tbk	15.933.037	14.077.280	PT Dwi Guna Laksana Tbk
Flame SA	14.822.420	-	Flame SA
Hyundai Steel Co., Ltd.	14.716.747	-	Hyundai Steel Co., Ltd.
PT Energi Sinar Bara	13.405.921	-	PT Energi Sinar Bara
Guangzhou Zhujiang Electric Power Fuelling Co., Ltd., Republik Rakyat Cina	12.839.749	4.117.680	Guangzhou Zhujiang Electric Power Fuelling Co., Ltd., Republic of China
PT Walsin Nickel Industrial Indonesia	11.683.224	-	PT Walsin Nickel Industrial Indonesia
KITAI Resources Ltd., Hong Kong	10.261.732	-	KITAI Resources Ltd., Hong Kong
PT Indonesia Tsingshan Stainless Steel	8.935.392	-	PT Indonesia Tsingshan Stainless Steel
Trafigura Asia Trading Pte. Ltd., Singapura	7.620.104	-	Trafigura Asia Trading Pte. Ltd., Singapore
PT Lipe Metal Industry	7.563.844	-	PT Lipe Metal Industry
Starport Trading and Development Ltd., Hong Kong	7.128.660	-	Starport Trading and Development Ltd., Hong Kong
Avra Commodities Pte. Ltd., Singapura	6.697.212	-	Avra Commodities Pte. Ltd., Singapore
PT Anaga Abyudaya Ananta	6.623.625	2.836.027	PT Anaga Abyudaya Ananta
Petrochina International Ltd., Hong Kong	6.536.755	-	Petrochina International Ltd., Hong Kong
CR Power Fuel (China) Co., Ltd., Republik Rakyat Cina	6.361.740	13.815.842	CR Power Fuel (China) Co., Ltd., Republic of China
T S Global Procurement Co., Pte. Ltd.	6.331.739	1.720.717	T S Global Procurement Co., Pte. Ltd.
C&D (Singapore) Business Pte. Ltd., Singapura	6.157.716	-	C&D (Singapore) Business Pte. Ltd., Singapore
Quatim Pte. Ltd., Singapura	6.114.372	-	Quatim Pte. Ltd., Singapore
Equentia Natural Resources Pte. Ltd., India	5.972.076	-	Equentia Natural Resources Pte. Ltd., India
Nayara Energy Ltd., India	-	11.959.200	Nayara Energy Ltd., India
Global Transit Trading Pte. Ltd., Singapura	-	9.411.880	Global Transit Trading Pte. Ltd., Singapore
PT Indonesia Ruipu Nickel & Chrome Alloy	-	8.974.859	PT Indonesia Ruipu Nickel & Chrome Alloy
Thailand Anthracite Co., Ltd., Thailand	-	5.548.228	Thailand Anthracite Co., Ltd., Thailand
Lain-lain (masing-masing kurang dari US$ 5.000.000)	46.792.165	67.418.183	Others (less than US$ 5,000,000 each)
Jumlah	481.207.717	185.116.595	Subtotal
Cadangan kerugian penurunan nilai	(10.845.097)	(12.082.488)	Allowance for impairment
Jumlah - bersih	470.362.620	173.034.107	Net
Jumlah	532.601.807	254.907.523	Total

b. Berdasarkan Umur Piutang / **b. By Age**

	2022	2021	
Lancar	454.621.275	203.157.053	Current
Jatuh tempo			Past due
Kurang dari 1 bulan	12.652.546	20.408.379	Less than 1 month
1 bulan - 2 bulan	62.580.587	10.842.710	1 month - 2 months
2 bulan - 3 bulan	838.363	5.468.799	2 months - 3 months
Lebih dari 3 bulan	1.909.036	15.030.582	More than 3 months
Jatuh tempo dan mengalami penurunan nilai	10.845.097	12.082.488	Past due and impaired
Jumlah	543.446.904	266.990.011	Total
Cadangan kerugian penurunan nilai	(10.845.097)	(12.082.488)	Allowance for impairment
Bersih	532.601.807	254.907.523	Net

c. Berdasarkan Mata Uang / **c. By Currency**

	2022	2021	
Dolar Amerika Serikat	377.732.573	132.315.263	U.S. Dollar
Rupiah (Catatan 35)	164.168.662	134.473.289	Rupiah (Note 35)
Dolar Australia (Catatan 35)	1.394.749	13.075	Australian Dollar (Note 35)
Poundsterling (Catatan 35)	150.920	188.384	Great Britain Poundsterling (Note 35)
Jumlah	543.446.904	266.990.011	Total
Cadangan kerugian penurunan nilai	(10.845.097)	(12.082.488)	Allowance for impairment
Bersih	532.601.807	254.907.523	Net

Mutasi cadangan kerugian penurunan nilai adalah sebagai berikut:

The changes in allowance for impairment are as follows:

	2022	2021	
Saldo awal	12.082.488	11.357.375	Beginning balance
Penambahan (pemulihan) tahun berjalan	(266.722)	1.247.020	Provision (reversal) during the year
Penghapusbukuan piutang tidak tertagih	-	(463.188)	Bad debts written off
Selisih kurs penjabaran	(970.669)	(58.719)	Foreign currency translation adjustment
Saldo akhir	10.845.097	12.082.488	Ending balance

Berdasarkan evaluasi manajemen terhadap kolektibilitas saldo piutang pada tanggal 31 Desember 2022 dan 2021, manajemen berpendapat bahwa cadangan kerugian penurunan nilai memadai untuk menutup kemungkinan kerugian dari tidak tertagihnya piutang.

Based on the management's evaluation of the collectibility of the individual receivable account as of December 31, 2022 and 2021, they believe that the allowance for impairment is adequate to cover possible losses from uncollectible accounts.

Manajemen berpendapat bahwa tidak terdapat risiko terkonsentrasi secara signifikan atas piutang usaha dari pihak ketiga.

Management believes that there is no significant concentration of credit risk on trade accounts receivable from third parties.

Pada tanggal 31 Desember 2022 dan 2021, piutang usaha masing-masing sebesar US$ 224.791.733 dan US$ 197.444.956 digunakan sebagai jaminan atas fasilitas kredit yang diperoleh Grup (Catatan 17 dan 22).

As of December 31, 2022 and 2021, trade accounts receivable amounting to US$ 224,791,733 and US$ 197,444,956, respectively, are used as collateral on the credit facilities obtained by the Group (Notes 17 and 22).

7. Piutang Lain-lain / 7. Other Receivables

	2022	2021	
Pihak berelasi - bersih (Catatan 34)	1.029.896	12.530.489	Related parties - net (Note 34)
Pihak ketiga			Third parties
PT Satelit Nusantara Lima	19.854.799	33.501.667	PT Satelit Nusantara Lima
Posco International Corporation	13.957.072	-	Posco International Corporation
PT Elang Andalan Nusantara	10.086.111	-	PT Elang Andalan Nusantara
Datang Overseas (Hong Kong) Energy Investment Co., Limited	7.000.000	7.000.000	Datang Overseas (Hong Kong) Energy Investment Co., Limited
PT Transindo Makmur Sejahtera	4.493.350	4.509.962	PT Transindo Makmur Sejahtera
PT Artamulia Tatapratama	747.481	2.785.199	PT Artamulia Tatapratama
PT Eka Manunggal Persada	-	4.891.723	PT Eka Manunggal Persada
Lain-lain (masing-masing kurang dari US$ 1.000.000)	8.196.976	2.230.858	Others (less than US$ 1,000,000 each)
Subjumlah	64.335.789	54.919.409	Subtotal
Cadangan kerugian penurunan nilai	(881.824)	(2.933.276)	Allowance for impairment
Jumlah - bersih	63.453.965	51.986.133	Net
Jumlah	64.483.861	64.516.622	Total

Piutang lain-lain dari pihak berelasi disajikan sebagai aset lancar karena penerimaan atas pembayaran piutang tersebut kurang dari satu tahun.

Other receivables from related parties are classified as current assets because those are to be collected within one year.

Mutasi cadangan kerugian penurunan nilai adalah sebagai berikut:

The changes in allowance for impairment are as follows:

	2022	2021	
Saldo awal	2.985.837	3.201.310	Beginning balance
Pemulihan tahun berjalan	(1.783.752)	(188.548)	Recoveries during the year
Selisih kurs penjabaran	(272.584)	(26.925)	Foreign currency translation adjustment
Saldo akhir	929.501	2.985.837	Ending balance

Manajemen berpendapat bahwa cadangan kerugian penurunan nilai pada tanggal 31 Desember 2022 dan 2021 memadai untuk menutup kemungkinan kerugian dari tidak tertagihnya piutang.

Management believes that the allowance for impairment as of December 31, 2022 and 2021 is adequate to cover possible losses from uncollectible accounts.

8. Persediaan / 8. Inventories

	2022	2021	
Batubara	126.413.902	38.087.564	Coal
Pupuk	91.486.357	10.838.422	Fertilizers
Suku cadang dan bahan bakar	23.787.175	212.814	Sparepart and fuel
Peralatan listrik dan mekanikal	15.852.136	7.112.331	Electrical and mechanical equipment
Pestisida	9.518.073	11.813.529	Pesticide
Bahan kimia	9.000.791	8.332.293	Chemicals
Lainnya	6.538.515	3.579.504	Others
Jumlah	282.596.949	79.976.457	Subtotal
Cadangan kerugian penurunan nilai	(88.197)	(90.688)	Allowance for decline in value
Jumlah	282.508.752	79.885.769	Total

Pada tanggal 31 Desember 2022 dan 2021, persediaan masing-masing sebesar US$ 142.319.916 dan US$ 54.743.976 digunakan sebagai jaminan atas fasilitas kredit yang diperoleh Grup (Catatan 17).

As of of December 31, 2022 and 2021, inventories totalling US$ 142,319,916 and US$ 54,743,976, respectively, are used as collaterals on the credit facilities obtained by the Group (Note 17).

Persediaan telah diasuransikan terhadap risiko kebakaran dan risiko lainnya kepada pihak berelasi (Catatan 34), dengan nilai pertanggungan pada tanggal 31 Desember 2022 dan 2021 masing-masing sebesar US$ 20.036.360 dan US$ 7.724.842 dan kepada pihak ketiga dengan nilai pertanggungan masing-masing sebesar US$ 32.799.640 dan Rp 46.729.408.750 pada tanggal 31 Desember 2022 dan US$ 44.730.927 dan Rp 22.000.000.000 pada tanggal 31 Desember 2021. Manajemen berpendapat bahwa nilai pertanggungan asuransi tersebut cukup untuk menutup kemungkinan kerugian atas persediaan yang dipertanggungkan.

Inventories are insured with related parties (Note 34), against losses from fire and other risks with insurance coverage amounting to US$ 20,036,360 and US$ 7,724,842, as of December 31, 2022 and 2021, respectively, and with third parties with insurance coverage totalling US$ 32,799,640 and Rp 46,729,408,750 as of December 31, 2022 and US$ 44,730,927 and Rp 22,000,000,000 as of December 31, 2021. Management believes that the insurance coverage is adequate to cover possible losses on the assets insured.

Mutasi cadangan kerugian penurunan nilai adalah sebagai berikut:

The changes in the allowance for decline in value are as follows:

	2022	2021	
Saldo awal	90.688	91.000	Beginning balance
Selisih kurs penjabaran	(2.491)	(312)	Foreign currency translation adjustment
Saldo akhir	88.197	90.688	Ending balance

Manajemen berpendapat bahwa cadangan kerugian penurunan nilai pada tanggal 31 Desember 2022 dan 2021 cukup untuk menutup kemungkinan kerugian atas persediaan.

Management believes that the allowance for decline in value as of December 31, 2022 and 2021 is adequate to cover possible losses on the inventories.

9. Uang Muka / 9. Advances

	2022	2021	
Kontraktor dan pemasok	33.240.660	45.469.294	Contractors and suppliers
Royalti	18.942.545	-	Royalty
Karyawan	1.318.232	1.384.012	Employees
Lain-lain	4.993.686	2.931.211	Others
Jumlah	58.495.123	49.784.517	Total

10. Piutang Lain-lain Jangka Panjang / 10. Long-term Other Receivables

	2022	2021	
Pihak berelasi (Catatan 34)	7.492.987	15.226.920	Related parties (Note 34)
Pihak ketiga			Third parties
PT Media Utama Sejahtera	47.828.254	-	PT Media Utama Sejahtera
PT Kiani Kertas	28.165.744	28.165.744	PT Kiani Kertas
Lain-lain (masing-masing kurang dari US$ 2.000.000)	1.998.961	1.150.449	Others (less than US$ 2,000,000 each)
Jumlah	77.992.959	29.316.193	Subtotal
Cadangan kerugian penurunan nilai	(28.165.744)	(28.165.744)	Allowance for impairment
Jumlah	49.827.215	1.150.449	Total
Jumlah	57.320.202	16.377.369	Total

Manajemen berpendapat bahwa cadangan kerugian penurunan nilai memadai untuk menutup kemungkinan kerugian dari tidak tertagihnya piutang.

Management believes that the allowance for impairment is adequate to cover possible losses from uncollectible accounts.

11. Investasi Jangka Panjang / 11. Long-term Investments

	2022	2021	
Obligasi	3.186.747	32.748.586	Bonds
Aset keuangan yang diukur pada nilai wajar melalui penghasilan komprehensif lain			Financial assets at fair value through other comprehensive income
Saham			Shares of stock
Harga kuotasian			Quoted
PT Smartfren Telecom Tbk (Catatan 34)	222.305.664	399.918.269	PT Smartfren Telecom Tbk (Note 34)
PT Inti Bangun Sejahtera Tbk	50.719.669	46.848.202	PT Inti Bangun Sejahtera Tbk
Lain-lain (masing-masing kurang dari US$ 25.000.000)	19.291.476	30.155.984	Others (less than US$ 25,000,000 each)
Tanpa harga kuotasian			Unquoted
PT Elang Andalan Nusantara	200.000.000	-	PT Elang Andalan Nusantara
PT Vidio Dot Com	25.000.000	-	PT Vidio Dot Com
Lain-lain (masing-masing kurang dari US$ 25.000.000)	27.112.176	1.604.798	Others (less than US$ 25,000,000 each)
Saham preferen yang dapat ditebus			Redeemable preference shares
Suncrest Assets Limited	2.825.696	3.496.641	Suncrest Assets Limited
Jumlah	547.254.681	482.023.894	Total
Investasi dalam saham			Investments in shares
PT Datang DSSP Power Indonesia (Catatan 34)	153.748.421	140.642.420	PT Datang DSSP Power Indonesia (Note 34)
PT Satelit Nusantara Tiga (Catatan 34)	22.217.027	29.893.989	PT Satelit Nusantara Tiga (Note 34)
PT Satelit Nusantara Lima	11.196.011	-	PT Satelit Nusantara Lima
MyRepublic Holdings Ltd.	-	-	MyRepublic Holdings Ltd.
Jumlah	187.161.459	170.536.409	Total
Ventura bersama (Catatan 34)			Joint venture (Note 34)
Ravenswood Gold Group Pty. Ltd.			Ravenswood Gold Group Pty. Ltd.
Kepemilikan dalam ventura bersama	33.926.566	3.265.676	Interest in a joint venture
Saham preferen yang dapat ditebus dalam ventura bersama	28.804.052	31.043.856	Redeemable preference shares in a joint venture
MetRes Pty. Ltd.	19.298.567	-	MetRes Pty. Ltd.
PT Excite Indonesia	-	-	PT Excite Indonesia
PT Serpong Mas Telematika	-	-	PT Serpong Mas Telematika
Jumlah	82.029.185	34.309.532	Total
Jumlah	819.632.072	719.618.421	Total

Obligasi

PT Artamulia Tatapratama

Pada tanggal 22 Oktober 2014, BKES, entitas anak, dan PT Artamulia Tatapratama (ATP), pihak ketiga, menandatangani Perjanjian Penerbitan Obligasi Konversi dimana ATP akan menerbitkan obligasi konversi dengan total nilai penerbitan sebesar Rp 1.050.000.000 dengan suku bunga 12% per tahun dan jatuh tempo dalam 5 tahun. Efektif tanggal 23 Oktober 2019, tanggal jatuh tempo perjanjian diperpanjang menjadi tanggal 23 Oktober 2024.

Bonds

PT Artamulia Tatapratama

On October 22, 2014, BKES, a subsidiary, and PT Artamulia Tatapratama (ATP), a third party, signed an Agreement for Issuance of Convertible Bond, wherein ATP will issue convertible bond totalling Rp 1,050,000,000 with an interest at 12% per annum and will be due in 5 years. Effective October 23, 2019, the maturity date of the agreement has been extended to October 23, 2024.

PT Smartfren Telecom Tbk

Grup memiliki Obligasi Wajib Konversi (OWK) yang diterbitkan oleh PT Smartfren Telecom Tbk, pihak berelasi (Catatan 34), dengan total nilai nominal sebesar Rp 700.000.000.000 pada tanggal 31 Desember 2021. OWK telah dikonversi menjadi saham pada tahun 2022.

Kepemilikan Grup atas PT Smartfren Telecom Tbk pada tanggal 31 Desember 2022 adalah sekitar 15,8%.

Aset Keuangan yang Diukur pada Nilai Wajar melalui Penghasilan Komprehensif Lain

PT Elang Andalan Nusantara

Pada tanggal 10 Agustus 2022, DSST DG melakukan investasi pada PT Elang Andalan Nusantara, yang entitas anaknya mengoperasikan "Dana", suatu platform dompet elektronik di Indonesia dengan harga pengalihan seluruhnya berjumlah US$ 200.000.000.

Nilai investasi dalam saham PT Elang Andalan Nusantara pada tanggal 31 Desember 2022 mendekati nilai berdasarkan laporan penilaian dari KJPP Tobing Panuturi dan Rekan, penilai independen, tertanggal 28 Februari 2023. Penilaian dilakukan dengan pendekatan pasar dengan pembanding perusahaan tercatat di bursa efek.

PT Vidio Dot Com

Pada tanggal 14 Juni 2022, DSST VG, entitas anak, telah melakukan investasi dalam PT Vidio Dot Com (Vidio), sebuah perusahaan *video streaming Over-The-Top* (OTT), melalui pengambilan bagian saham-saham baru yang diterbitkan oleh Vidio. Harga pelaksanaan atas investasi tersebut seluruhnya berjumlah US$ 25.000.000 dengan kepemilikan saham sebesar 2,65%.

Kerugian yang belum direalisasi atas penurunan nilai wajar investasi sebesar US$ 41.691.240 pada 31 Desember 2022 dan keuntungan yang belum direalisasi atas kenaikan nilai wajar investasi sebesar US$ 87.984.990 pada tanggal 31 Desember 2021 yang dibukukan pada bagian ekuitas dalam laporan posisi keuangan konsolidasian.

PT Smartfren Telecom Tbk

The Group has Mandatory Convertible Bonds (MCB) issued by PT Smartfren Telecom Tbk, a related party (Note 34), with nominal value totalling Rp 700,000,000,000 as of December 31, 2021. MCB had been converted by the bondholders in 2022.

The ownership interest of the Group in PT Smartfren Telecom Tbk as of December 31, 2022 is approximately 15.8%.

Financial Assets at Fair Value through Other Comprehensive Income

PT Elang Andalan Nusantara

On August 10, 2022, DSST DG invested in PT Elang Andalan Nusantara, whose subsidiary operates "Dana", an electronic wallet platform in Indonesia with a transfer price of US$ 200,000,000.

The investment value in PT Elang Andalan Nusantara shares as of December 31, 2022 is approximately to its fair value based on the valuation report of KJPP Tobing Panuturi and Partners, an independent appraiser, dated February 28, 2023. The valuation is carried out based on a market approach using guideline publicly traded company method.

PT Vidio Dot Com

On June 14, 2022, DSST VG, a subsidiary, made an investment in PT Vidio Dot Com (Vidio), an Over-The-Top (OTT) video streaming company, through the subscription of new shares issued by Vidio. The exercise price for the investment is in the aggregate amount of US$ 25,000,000 with a 2.65% ownership interest.

Unrealized loss on decrease in fair value of this investments amounted to US$ 41,691,240 as of December 31, 2022 and unrealized gain on increase in fair value of this investments amounted to US$ 87,984,990 as of December 31, 2021 under the equity section of the consolidated statements of financial position.

Investasi dalam Saham

PT Datang DSSP Power Indonesia (DDPI)

Pada tanggal 31 Desember 2022 dan 2021, total kepemilikan saham pada DDPI yang dimiliki oleh EMAS, entitas anak, adalah sejumlah 1.380.470 saham. Pada tanggal 31 Desember 2022 dan 2021, kepemilikan EMAS pada DDPI sebesar 25%.

Bagian atas laba bersih DDPI adalah sebesar US$ 13.018.728 pada tahun 2022 dan US$ 9.360.382 pada tahun 2021.

PT Satelit Nusantara Tiga (SNT)

Pada tanggal 31 Desember 2022 dan 2021, jumlah kepemilikan saham pada SNT yang dimiliki oleh DSMT, entitas anak, masing-masing adalah sejumlah 42.350 saham. Pada tanggal 31 Desember 2022 dan 2021, kepemilikan DSMT pada SNT sebesar 25%.

Bagian atas rugi bersih SNT adalah sebesar US$ 5.268.291 pada tahun 2022 dan bagian atas laba bersih SNT adalah sebesar US$ 376.044 pada tahun 2021.

PT Satelit Nusantara Lima (SNL)

Pada tanggal 31 Desember 2022, jumlah kepemilikan saham pada SNL yang dimiliki oleh DSMI, entitas anak, adalah sejumlah 187.177 saham. Pada tanggal 31 Desember 2022, kepemilikan DSMI pada SNL sebesar 24,76%.

Bagian atas rugi bersih SNL adalah sebesar US$ 744.630 pada tahun 2022.

MyRepublic Holdings Ltd.

Pada tanggal 31 Desember 2022 dan 2021, total kepemilikan saham pada MyRepublic Holdings Ltd., yang dimiliki oleh Sunshine dan IMU, entitas-entitas anak, adalah sejumlah 48.946.466 saham. Pada tanggal 31 Desember 2022 dan 2021, kepemilikan Sunshine dan IMU, entitas-entitas anak, pada MyRepublic Holdings Ltd. masing-masing sebesar 13,83% dan 6,15%.

Pada tanggal 24 Januari 2023, IMU mengalihkan seluruh kepemilikan sahamnya yang mewakili 6,15% dari seluruh modal ditempatkan dan disetor dalam MyRepublic Holdings Ltd. kepada Sunshine.

Investments in Shares

PT Datang DSSP Power Indonesia (DDPI)

As of December 31, 2022 and 2021, DDPI shares ownership owned by EMAS, a subsidiary, totalled 1,380,470 shares. As of December 31, 2022 and 2021, EMAS has an ownership interest in DDPI of 25%.

The share in net income of DDPI amounted to US$ 13,018,728 in 2022 and US$ 9,360,382 in 2021.

PT Satelit Nusantara Tiga (SNT)

As of December 31, 2022 and 2021, SNT's shares owned by DSMT, a subsidiary, totalled 42,350 shares. As of December 31, 2022 and 2021, DSMT has an ownership interest in SNT of 25%.

The share in net loss of SNT amounted to US$ 5,268,291 in 2022 and the share in net income of SNT amounted to US$ 376,044 in 2021.

PT Satelit Nusantara Lima (SNL)

As of December 31, 2022, SNL's shares owned by DSMI, a subsidiary, totalled 187,177 shares. As of December 31, 2022, DSMI has an ownership interest in SNL of 24,76%.

The share in net loss of SNL amounted to US$ 744,630 in 2022.

MyRepublic Holdings Ltd.

As of December 31, 2022 and 2021, MyRepublic Holdings Ltd.'s shares ownership owned by Sunshine and IMU, subsidiaries, totalled 48,946,466 shares. As of December 31, 2022 and 2021, Sunshine and IMU, subsidiaries, has an ownership interest in MyRepublic Holdings Ltd. of 13.83% and 6.15%, respectively.

On January 24, 2023, IMU transferred all of its shares representing 6.15% of the entire issued and paid-up capital in MyRepublic Holdings Ltd. to Sunshine.

Bagian atas akumulasi rugi bersih dari MyRepublic Holdings Ltd., yang belum diakui adalah sebesar US$ 4.518.148 dan US$ 26.246.226 masing-masing pada tanggal 31 Desember 2022 dan 2021.

Unrecognized accumulated share in net losses of MyRepublic Holdings Ltd., amounted to US$ 4,518,148 and US$ 26,246,226 as of December 31, 2022 and 2021, respectively.

Investasi dalam Ventura Bersama

Investment in a Joint Venture

Ravenswood Gold Group Pty. Ltd. (RAVENSWOOD)

Ravenswood Gold Group Pty. Ltd. (RAVENSWOOD)

Pada tanggal 14 Januari 2020, GEAR, entitas anak, mengadakan perjanjian ventura bersama dengan Raven Gold Nominee Pty. Ltd. untuk mendirikan perusahaan ventura bersama, yakni RAVENSWOOD, untuk mengakuisisi tambang emas Ravenswood. GEAR menempatkan perwakilan yang menjabat sebagai Direksi dan GEAR memiliki pengaruh signifikan dalam proses penentuan kebijakan, termasuk pada keputusan tentang pembagian dividen atau distribusi lainnya di dalam RAVENSWOOD.

On January 14, 2020, GEAR, a subsidiary, entered into a joint venture with Raven Gold Nominee Pty. Ltd. to establish a joint venture company, RAVENSWOOD, to acquire Ravenswood gold mine. GEAR has representation on the board of directors and has significant influence over the policy-making processes, including participation in decisions about dividends or other distributions of RAVENSWOOD.

Bagian atas rugi bersih dari RAVENSWOOD adalah sebesar US$ 27.921.415 dan US$ 20.850.006 masing-masing tahun 2022 dan 2021.

Share in net loss of RAVENSWOOD amounted to US$ 27,921,415 and US$ 20,850,006 in 2022 and 2021, respectively.

MetRes Pty. Ltd.

MetRes Pty. Ltd.

Pada tanggal 26 Maret 2021, Kerlong Coking Coal Pty. Ltd., entitas anak yang sahamnya dimiliki sepenuhnya oleh Stanmore, dan M Resources mengadakan perjanjian ventura bersama untuk mendirikan MetRes Pty. Ltd., untuk mengakuisisi tambang Millennium and Mavis Downs Mine dan aset-aset terkait dari Peabody Energy Australia.

On March 26, 2021, Stanmore's wholly-owned subsidiary, Kerlong Coking Coal Pty. Ltd., and M Resources established a joint venture, MetRes Pty. Ltd., to acquire the Millennium and Mavis Downs Mine and associated assets from Peabody Energy Australia.

Bagian atas laba bersih dari MetRes Pty. Ltd. adalah sebesar US$ 19.843.096 pada tahun 2022 dan bagian atas akumulasi rugi bersih dari MetRes Pty. Ltd. yang belum diakui adalah sebesar US$ 1.808.201 pada tahun 2021.

Share in net income of MetRes Pty. Ltd. amounted to US$ 19,843,096 in 2022 and unrecognized accumulated share in net losses of MetRes Pty. Ltd. amounted to US$ 1,808,201 in 2021.

PT Excite Indonesia (EXI)

PT Excite Indonesia (EXI)

Pada tanggal 31 Desember 2022 dan 2021, bagian Grup atas kerugian EXI telah melebihi nilai tercatat investasi sehingga investasi pada EXI dicatat sebesar nihil.

As of December 31, 2022 and 2021, the Group's share in net losses of EXI has already exceeded the acquisition cost of its investments, thus, the carrying value of investments in EXI had been reduced to zero.

Bagian atas rugi bersih EXI sebesar US$ 481 dan US$ 42.971 masing-masing pada tahun 2022 dan 2021.

Share in net losses of EXI amounted to US$ 481 and US$ 42,971 in 2022 and 2021, respectively.

PT Serpong Mas Telematika (SMT)

Pada tanggal 31 Desember 2022 dan 2021, bagian Grup atas kerugian SMT telah melebihi nilai tercatat investasi sehingga investasi pada SMT dicatat sebesar nihil.

Bagian atas akumulasi rugi bersih dari SMT yang belum diakui masing-masing sebesar US$ 867.532 dan US$ 1.445.736 pada tanggal 31 Desember 2022 dan 2021.

PT Serpong Mas Telematika (SMT)

As of December 31, 2022 and 2021, the Group's share in net losses of SMT has already exceeded the acquisition cost of its investments, thus, the carrying value of investments in SMT had been reduced to zero.

Unrecognized accumulated share in net losses of SMT amounted to US$ 867,532 and US$ 1,445,736 as of December 31, 2022 and 2021, respectively.

12. Properti Investasi / 12. Investment Properties

	1 Januari 2022/ *January 1, 2022*	Perubahan selama tahun 2022 (Satu tahun)/ *Changes during 2022 (One year)* Penambahan/ *Additions*	Pengurangan/ *Deductions*	31 Desember 2022/ *December 31, 2022*	
Harga perolehan:					At cost:
Tanah	3.743.500	-	(305.830)	3.437.670	Land
Prasarana tanah	966.082	-	(71.887)	894.195	Land improvement
Jumlah	4.709.582	-	(377.717)	4.331.865	Total
Akumulasi penyusutan:					Accumulated depreciation:
Prasarana tanah	655.982	48.004	(48.319)	655.667	Land improvement
Nilai Tercatat	4.053.600			3.676.198	Net Book Value

	1 Januari 2021/ *January 1, 2021*	Perubahan selama tahun 2021 (Satu tahun)/ *Changes during 2021 (One year)* Penambahan/ *Additions*	Pengurangan/ *Deductions*	31 Desember 2021/ *December 31, 2021*	
Harga perolehan:					At cost:
Tanah	3.743.500	-	-	3.743.500	Land
Prasarana tanah	966.082	-	-	966.082	Land improvement
Jumlah	4.709.582	-	-	4.709.582	Total
Akumulasi penyusutan:					Accumulated depreciation:
Prasarana tanah	607.678	48.304	-	655.982	Land improvement
Nilai Tercatat	4.101.904			4.053.600	Net Book Value

Beban penyusutan properti investasi diakui sebagai bagian dari "Beban umum dan administrasi" (Catatan 30).

Depreciation of investment properties is presented as part of "General and administrative expenses" (Note 30).

13. Aset Tetap / 13. Property, Plant and Equipment

	1 Januari 2022/ *January 1, 2022*	Perubahan selama tahun 2022 (Satu tahun)/ *Changes during 2022 (One year)*: Akuisisi Entitas Anak/ *Acquisition of Subsidiaries*	Selisih Kurs Penjabaran/ *Foreign Currency Translation Adjustment*	Penambahan/ *Additions*	Pengurangan/ *Deductions*	Reklasifikasi/ *Reclassifications*	31 Desember 2022/ *December 31, 2022*	
Nilai revaluasian:								At revalued amount:
Pemilikan langsung								Direct acquisitions
Pembangkit listrik	221.775.145	-	-	-	-	-	221.775.145	Power plants
Harga perolehan:								At cost:
Pemilikan langsung								Direct acquisitions
Tanah	10.226.315	-	(194.357)	37.024	-	-	10.068.982	Land
Prasarana tanah	1.078.569	-	-	-	-	-	1.078.569	Land improvement
Bangunan	37.764.922	256.930.397	(375.954)	354.636	(10.975)	(76.855)	294.586.171	Buildings
Infrastruktur	55.302.769	-	1.537	89.084	-	(4.543.292)	50.850.098	Infrastructure
Peralatan telekomunikasi	195.669.948	-	(19.205.706)	18.080.504	-	-	194.544.746	Telecommunication facilities
Mesin dan peralatan berat	170.137.950	497.802.421	(2.361.356)	11.125.387	(171.363)	17.366.857	693.899.896	Machinery and heavy equipment
Peralatan transportasi	7.453.426	-	(86.519)	1.997.969	(491.052)	195.595	9.069.419	Transportation equipment
Peralatan pabrik, kantor dan lainnya	28.975.057	-	(399.102)	2.145.872	(345.572)	1.164.166	31.540.421	Factory, office and miscellaneous equipment
Prasarana	638.708	-	24.818	-	(49.435)	-	614.091	Leasehold improvement
Tanaman produktif	3.060.493	-	-	47.430	-	-	3.107.923	Bearer plants
Aset dalam konstruksi	13.264.297	55.836.234	(2.152.051)	102.940.878	-	(14.106.471)	155.782.887	Construction in progress
Aset sewaan		-						Leased assets
Peralatan telekomunikasi	2.436.810	-	(255.818)	931.117	(411.228)	-	2.700.881	Telecommunication facilities
Aset hak-guna	15.049.964	256.823.381	(2.252.549)	62.518.589	(530.956)	-	331.608.429	Right-of-use assets
Jumlah	762.834.373	1.067.392.433	(27.257.057)	200.268.490	(2.010.581)	-	2.001.227.658	Total
Akumulasi penyusutan:								Accumulated depreciation:
Pemilikan langsung								Direct acquisitions
Pembangkit listrik	72.828.976	-	-	10.593.068	-	-	83.422.044	Power plants
Prasarana tanah	777.982	-	-	54.411	(481)	-	831.912	Land improvement
Bangunan	20.630.808	-	(183.727)	10.222.394	(10.975)	1.982.544	32.641.044	Buildings
Infrastruktur	29.468.285	-	(82.146)	2.355.487	-	(1.982.544)	29.759.082	Infrastructure
Peralatan telekomunikasi	88.765.801	-	(9.223.775)	17.521.660	-	-	97.063.686	Telecommunication facilities
Mesin dan peralatan berat	88.974.673	-	(566.613)	102.454.925	(171.363)	-	190.691.622	Machinery and heavy equipment
Peralatan transportasi	4.620.872	-	(24.056)	1.128.270	(380.693)	-	5.344.393	Transportation equipment
Peralatan pabrik, kantor dan lainnya	24.831.305	-	(244.668)	2.882.698	(353.814)	-	27.115.521	Factory, office and miscellaneous equipment
Prasarana	454.167	-	20.944	42.687	(29.784)	-	488.014	Leasehold improvement
Tanaman produktif	81.902	-	-	39.313	-	-	121.215	Bearer plants
Aset sewaan								Leased assets
Peralatan telekomunikasi	765.924	-	(87.318)	7.543	(302.346)	-	383.803	Telecommunication facilities
Aset hak-guna	8.750.357	-	(222.744)	48.865.156	(189.898)	-	57.202.871	Right-of-use assets
Jumlah	340.951.052	-	(10.614.103)	196.167.612	(1.439.354)	-	525.065.207	Total
Cadangan kerugian penurunan nilai	3.655.541	-	(75.639)	-	-	-	3.579.902	Allowance for impairment
Nilai Tercatat	418.227.780						1.472.582.549	Net Book Value

	1 Januari 2021/ *January 1, 2021*	Perubahan selama tahun 2021 (Satu tahun)/ *Changes during 2021 (One year)*: Selisih Kurs Penjabaran/ *Foreign Currency Translation Adjustment*	Penambahan/ *Additions*	Pengurangan/ *Deductions*	Reklasifikasi/ *Reclassifications*	31 Desember 2021/ *December 31, 2021*	
Nilai revaluasian:							At revalued amount:
Pemilikan langsung							Direct acquisitions
Pembangkit listrik	221.533.469	-	241.676	-	-	221.775.145	Power plants
Harga perolehan:							At cost:
Pemilikan langsung							Direct acquisitions
Tanah	10.250.630	(24.315)	-	-	-	10.226.315	Land
Prasarana tanah	1.078.569	-	-	-	-	1.078.569	Land improvement
Bangunan	36.523.339	(111.085)	50.587	-	1.302.081	37.764.922	Buildings
Infrastruktur	52.795.007	(239.557)	597.670	-	2.149.649	55.302.769	Infrastructure
Peralatan telekomunikasi	191.593.715	(2.179.712)	6.255.945	-	-	195.669.948	Telecommunication facilities
Mesin dan peralatan berat	167.197.351	(2.754.990)	590.325	(24.312)	5.129.576	170.137.950	Machinery and heavy equipment
Peralatan transportasi	6.063.991	(1.956)	968.153	(210.028)	633.266	7.453.426	Transportation equipment
Peralatan pabrik, kantor dan lainnya	26.533.534	(40.531)	1.605.366	(74.045)	950.733	28.975.057	Factory, office and miscellaneous equipment
Prasarana	558.443	3.622	76.643	-	-	638.708	Leasehold improvement
Tanaman produktif	2.996.160	-	64.333	-	-	3.060.493	Bearer plants
Aset dalam konstruksi	11.175.660	(826.588)	17.991.962	(3.807.930)	(11.268.807)	13.264.297	Construction in progress
Aset sewaan							Leased assets
Peralatan telekomunikasi	2.424.694	(27.726)	39.842	-	-	2.436.810	Telecommunication facilities
Aset hak-guna	9.854.626	(249.197)	5.864.050	(419.515)	-	15.049.964	Right-of-use assets
Jumlah	740.579.188	(6.452.035)	34.346.552	(4.535.830)	(1.103.502)	762.834.373	Total

	1 Januari 2021/ *January 1, 2021*	Perubahan selama tahun 2021 (Satu tahun)/ *Changes during 2021 (One year)* Selisih Kurs Penjabaran/ *Foreign Currency Translation Adjustment*	Penambahan/ *Additions*	Pengurangan/ *Deductions*	Reklasifikasi/ *Reclassifications*	31 Desember 2021/ *December 31, 2021*	
Akumulasi penyusutan:							Accumulated depreciation:
Pemilikan langsung							Direct acquisitions
Pembangkit listrik	62.243.970	-	10.585.006	-	-	72.828.976	Power plants
Prasarana tanah	724.054	-	53.928	-	-	777.982	Land improvement
Bangunan	18.703.130	(24.927)	1.952.605	-	-	20.630.808	Buildings
Infrastruktur	25.561.361	(86.715)	3.993.639	-	-	29.468.285	Infrastructure
Peralatan telekomunikasi	73.574.175	(785.935)	15.977.561	-	-	88.765.801	Telecommunication facilities
Mesin dan peralatan berat	75.355.464	(637.234)	14.278.976	(24.312)	1.779	88.974.673	Machinery and heavy equipment
Peralatan transportasi	3.929.197	(783)	853.850	(161.392)	-	4.620.872	Transportation equipment
Peralatan pabrik, kantor dan lainnya	22.643.540	(40.660)	2.300.012	(69.808)	(1.779)	24.831.305	Factory, office and miscellaneous equipment
Prasarana	404.240	355	49.572	-	-	454.167	Leasehold improvement
Tanaman produktif	42.589	-	39.313	-	-	81.902	Bearer plants
Aset sewaan							Leased assets
Peralatan telekomunikasi	424.526	(7.685)	349.083	-	-	765.924	Telecommunication facilities
Aset hak-guna	5.865.585	61.103	3.215.386	(391.717)	-	8.750.357	Right-of-use assets
Jumlah	289.471.831	(1.522.481)	53.648.931	(647.229)	-	340.951.052	Total
Cadangan kerugian penurunan nilai	2.781.871	(9.463)	883.133	-	-	3.655.541	Allowance for impairment
Nilai Tercatat	448.325.486					418.227.780	Net Book Value

Perusahaan melakukan revaluasi untuk tujuan akuntansi dan perpajakan dan membukukan selisih revaluasi pembangkit listrik sebesar US$ 81.995.593. Pada tanggal 31 Desember 2022 dan 2021, pembangkit listrik tercatat pada jumlah revaluasian masing-masing sebesar US$ 210.454.200. Revaluasi tersebut telah mendapat persetujuan dari otoritas perpajakan untuk tujuan fiskal melalui Keputusan Direktur Jenderal Pajak No. Kep-378/WJP/07/2016 tanggal 27 Januari 2016.

The Company performed revaluation for tax and accounting purposes, and recorded revaluation increment in the value of power plants of US$ 81,995,593. As of December 31, 2022 and 2021, the power plant has a total revalued amount of US$ 210,454,200. The revaluation was approved by the tax authority for tax purpose in its Decision Letter from the Directorate General of Taxation No. Kep-378/WJP/07/2016 dated January 27, 2016.

Perusahaan melakukan revaluasi atas pembangkit listrik berdasarkan laporan penilai yang dilakukan oleh Kantor Jasa Penilai Publik (KJPP) Iwan Bachron dan Rekan. Pembayaran pajak final atas selisih keuntungan revaluasi sebesar US$ 5.790.270 dicatat sebagai pengurang "Selisih revaluasi aset tetap".

The Company performed revaluation over power plants based on appraisal report of KJPP Iwan Bachron dan Rekan. The payment of final tax over the gain on revaluation amounting to US$ 5,790,270 was recorded as a deduction from "Revaluation increment in value of property, plant and equipment".

Aset tetap Grup dengan nilai tercatat sebesar US$ 152.901.158 dan Rp 1.813.210.998.721 pada tanggal 31 Desember 2022 dan US$ 164.778.441 dan Rp 896.015.321.610 pada tanggal 31 Desember 2021, digunakan sebagai jaminan atas fasilitas kredit yang diperoleh Grup (Catatan 17 dan 22).

Property, plant and equipment of the Group with carrying value of US$ 152,901,158 and Rp 1,813,210,998,721 as of December 31, 2022 and US$ 164,778,441 and Rp 896,015,321,610 as of December 31, 2021, respectively, are used as collateral on loans obtained by the Group (Notes 17 and 22).

Beban penyusutan dialokasikan sebagai berikut:

Depreciation expense was allocated as follows:

	2022	2021	
Beban pokok penjualan (Catatan 29)	184.432.583	42.521.069	Cost of revenues (Note 29)
Beban umum dan administrasi (Catatan 30)	8.295.937	7.756.673	General and administrative expenses (Note 30)
Beban penjualan (Catatan 30)	3.439.092	3.371.189	Selling expenses (Note 30)
Jumlah	196.167.612	53.648.931	Total

Aset tetap (kecuali tanah) Grup diasuransikan kepada pihak berelasi (Catatan 34), dengan nilai pertanggungan sebesar US$ 212.696.050 dan Rp 163.200.701.082 pada tanggal 31 Desember 2022 dan US$ 213.327.705 dan Rp 76.906.635.256 pada tanggal 31 Desember 2021 dan kepada pihak ketiga dengan nilai pertanggungan sebesar US$ 205.371.950, AUD 1.025.000.000 dan Rp 3.513.981.620.527 pada tanggal 31 Desember 2022 dan US$ 274.422.070 dan Rp 2.173.474.158.617 pada tanggal 31 Desember 2021. Manajemen berpendapat bahwa nilai pertanggungan tersebut cukup untuk menutup kemungkinan kerugian atas aset yang dipertanggungkan.

The Group's property, plant and equipment (except land) are insured with related parties (Note 34), with insurance coverage totalling US$ 212,696,050 and Rp 163,200,701,082 as of December 31, 2022 and US$ 213,327,705 and Rp 76,906,635,256 as of December 31, 2021, and with third parties with insurance coverage totalling US$ 205,371,950, AUD 1,025,000,000 and Rp 3,513,981,620,527 as of December 31, 2022 and US$ 274,422,070 and Rp 2,173,474,158,617 as of December 31, 2021. Management believes that the insurance coverages are adequate to cover possible losses from the assets insured.

14. Aset Pertambangan / 14. Mine Properties

	Tambang dalam Pengembangan/ *Mines Under Construction*	Tambang pada Tahap Produksi/ *Producing Mines*	Aset Aktivitas Pengupasan Lapisan Tanah/ *Stripping Activity Asset*	Aset Pertambangan dari Kombinasi Bisnis/ *Mine Properties from Business Combination*	Jumlah/ *Total*	
Biaya perolehan pada tanggal 1 Januari 2021	86.209.489	152.499.092	131.283.479	199.678.608	569.670.668	**Cost as of January 1, 2021**
Penambahan	36.679.952	8.475	12.093.034	-	48.781.461	Addition
Ditransfer ke tambang pada tahap produksi	(789.464)	789.464	-	-	-	Transfer to producing mines
Reklasifikasi	29.643.007	(29.643.007)	-	-	-	Reclassification
Selisih kurs penjabaran laporan keuangan	(4.975.055)	(1.764.529)	(2.479.630)	(4.729.615)	(13.948.829)	Foreign exchange differences arising from financial statements translation
Biaya perolehan pada tanggal 31 Desember 2021	146.767.929	121.889.495	140.896.883	194.948.993	604.503.300	**Cost as of December 31, 2021**
Akuisisi entitas anak	38.750.000	-	196.866.213	939.652.916	1.175.269.129	Acquisition of subsidiaries
Penambahan	22.870.587	-	28.098.193	-	50.968.780	Addition
Ditransfer ke tambang pada tahap produksi	(85.967.511)	18.511	85.949.000	-	-	Transfer to producing mines
Selisih kurs penjabaran laporan keuangan	(3.260.809)	(1.286.103)	11.667.062	3.061.563	10.181.713	Foreign exchange differences arising from financial statements translation
Biaya perolehan pada tanggal 31 Desember 2022	119.160.196	120.621.903	463.477.351	1.137.663.472	1.840.922.922	**Cost as of December 31, 2022**
Akumulasi amortisasi pada tanggal 1 Januari 2021	-	(46.762.117)	(90.188.576)	(7.925.949)	(144.876.642)	**Accumulated amortization as of January 1, 2021**
Amortisasi tahun berjalan	-	(4.443.951)	(12.055.221)	(12.192.860)	(28.692.032)	Amortization during the year
Selisih kurs penjabaran laporan keuangan	-	1.155.089	2.093.522	616.529	3.865.140	Foreign exchange differences arising from financial statements translation
Akumulasi amortisasi pada tanggal 31 Desember 2021	-	(50.050.979)	(100.150.275)	(19.502.280)	(169.703.534)	**Accumulated amortization as of December 31, 2021**
Amortisasi tahun berjalan	-	(2.840.387)	(26.373.758)	(61.964.141)	(91.178.286)	Amortization during the year
Selisih kurs penjabaran laporan keuangan	-	154.276	(3.786.713)	206.381	(3.426.056)	Foreign exchange differences arising from financial statements translation
Akumulasi amortisasi pada tanggal 31 Desember 2022	-	(52.737.090)	(130.310.746)	(81.260.040)	(264.307.876)	**Accumulated amortization as of December 31, 2022**
Nilai tercatat pada tanggal 1 Januari 2021	86.209.489	105.736.975	41.094.903	191.752.659	424.794.026	**Net book value as of January 1, 2021**
Nilai tercatat pada tanggal 31 Desember 2021	146.767.929	71.838.516	40.746.608	175.446.713	434.799.766	**Net book value as of December 31, 2021**
Nilai tercatat pada tanggal 31 Desember 2022	119.160.196	67.884.813	333.166.605	1.056.403.432	1.576.615.046	**Net book value as of December 31, 2022**

Amortisasi aset pertambangan - tambang pada tahap produksi dan aset aktivitas pengupasan lapisan tanah diakui sebagai bagian dari "Beban pokok penjualan" (Catatan 29).

Amortization of mine properties - producing mines and stripping activity asset are presented as part of "Cost of revenues" (Note 29).

Amortisasi aset pertambangan - aset pertambangan dari kombinasi bisnis diakui sebagai bagian dari "Beban lain-lain - bersih" dalam laba rugi.

Amortization of mine properties - mine properties from business combinations are presented as part of "Other expense - net" in profit or loss.

15. Aset Biologis / 15. Biological Assets

	2022	2021	
Saldo awal	7.376.000	6.587.000	Beginning balance
Penambahan biaya selama tahun berjalan	677.492	304.830	Cost incurred during the year
Jumlah	8.053.492	6.891.830	Total
Perubahan bersih nilai wajar dikurangi estimasi biaya jual	1.005.808	484.170	Net change in fair value less estimated costs to sell
Saldo akhir	9.059.300	7.376.000	Ending balance

	2022		2021		
	(Hektar/*Hectares*)	(Dalam/*In* US$)	(Hektar/*Hectares*)	(Dalam/*In* US$)	
Existing plantation forest	10.393	9.048.300	9.647	7.307.000	Existing plantation forest
Utilisable natural forest	276	11.000	715	69.000	Utilisable natural forest
Jumlah	10.669	9.059.300	10.362	7.376.000	Total

Aset biologis terkait dengan perkebunan kayu, terutama merupakan pohon *Acacia mangium*, Jabon dan Sengon, dimana ketika menghasilkan akan dipanen berupa kayu dan diproses lebih lanjut menjadi produk seperti kayu gergajian dan bubur kayu. Tanaman kayu tersebut memiliki umur rata-rata hingga 15 tahun dan membutuhkan waktu 6 sampai 7 tahun untuk menghasilkan. Grup menghasilkan sekitar masing-masing 5.287 m^3 dan 4.919 m^3 kayu pada tanggal 31 Desember 2022 dan 2021.

Biological assets related to timber plantation, the majority of which are *Acacia mangium*, Jabon and Sengon trees, which when mature will be harvested for timber and further processed into products such as sawn logs and pulpwood. The trees have an average lifespan of up to 15 years and take up to 6 to 7 years to reach the maturity for harvesting. The Group harvested approximately 5,287 m^3 and 4,919 m^3 of logs as of December 31, 2022 and 2021, respectively.

16. Aset Tidak Lancar Lain-lain / 16. Other Noncurrent Assets

	2022	2021	
Dana yang dibatasi pencairannya	31.523.650	24.688.685	Restricted funds
Uang jaminan	25.408.233	25.020.374	Security deposits
Uang muka pembelian batubara	21.081.265	23.241.249	Advances for purchase of coal
Piranti lunak - bersih	11.679.779	13.426.189	Software - net
Uang muka pembelian aset tetap dan kontraktor	10.048.089	9.872.562	Advances for purchase of property, plant and equipment and construction
Ijin konsesi perhutanan - bersih	9.174.285	9.679.291	Forest concesssion license - net
Lain-lain	9.249.509	7.307.982	Others
Jumlah	118.164.810	113.236.332	Subtotal
Cadangan kerugian penurunan nilai	(57.444)	(57.444)	Allowance for impairment
Jumlah	118.107.366	113.178.888	Total

Mutasi piranti lunak sebagai berikut:

The movement of software is as follows:

	2022	2021	
Harga perolehan			Costs
Saldo awal	18.208.344	18.470.778	Beginning balance
Penambahan	406.438	218.808	Additions
Pengurangan	(2.759)	(148)	Deduction
Reklasifikasi	-	(459.751)	Reclassification
Selisih kurs penjabaran laporan keuangan	(135.591)	(21.343)	Foreign exchange differences arising from financial statement translation
Jumlah	18.476.432	18.208.344	Total
Akumulasi amortisasi			Accumulated amortization
Saldo awal	4.782.155	5.016.851	Beginning balance
Amortisasi	2.104.253	239.016	Amortization
Pengurangan	(2.759)	(148)	Deduction
Reklasifikasi	-	(459.751)	Reclassification
Selisih kurs penjabaran laporan keuangan	(86.996)	(13.813)	Foreign exchange differences arising from financial statement translation
Jumlah	6.796.653	4.782.155	Total
Bersih	11.679.779	13.426.189	Net

Beban amortisasi piranti lunak dicatat sebagai bagian "Beban pokok penjualan" (Catatan 29) dan "Beban usaha" (Catatan 30).

Amortization expense is recorded as part of "Cost of revenues" (Note 29) and "Operating expenses" (Note 30).

Mutasi ijin konsesi perhutanan sebagai berikut:

The movement of forest concession license is as follows:

	2022	2021	
Harga perolehan			Costs
Saldo awal	13.046.000	13.046.000	Beginning balance
Akumulasi amortisasi			Accumulated amortization
Saldo awal	3.366.709	2.861.703	Beginning balance
Amortisasi	505.006	505.006	Amortization
Jumlah	3.871.715	3.366.709	Total
Bersih	9.174.285	9.679.291	Net

Ijin konsesi perhutanan diperoleh sebagai hasil dari *reverse acquisition*. Ijin konsesi perhutanan memiliki sisa manfaat konsesi 19 tahun pada tanggal 31 Desember 2022.

Forest concession license was acquired as a result of the reverse acquisition. Forest concession license has a remaining concession period of 19 years as of December 31, 2022.

Grup mempunyai ijin konsesi perhutanan seluas 247.713 hektar, yang mencakup 14.227 hektar hak pinjam pakai lahan.

The Group owns forestry concession rights of 247,713 hectares, which includes 14,227 hectares of land rent-use rights.

Hak pinjam pakai lahan merupakan area tumpang tindih ijin pertambangan dengan pihak ketiga, yang telah melanggar batas lahan konsesi perhutanan Grup dalam melaksanakan kegiatan pertambangan. Berdasarkan peraturan yang diterbitkan oleh Menteri Kehutanan Republik Indonesia, Grup diperbolehkan untuk menerima kompensasi untuk estimasi kerugian atas tanaman yang ada, infrastruktur, kenaikan biaya operasional, dan kehilangan penghasilan dari tanaman selama sisa masa ijin konsesi (*opportunity costs*) karena tumpang tindih ijin pertambangan pada area penanaman konsesi perhutanan.

Land rent-use rights represent the areas of overlapping mining permits with third parties, who have encroached onto the Group's forestry concession land to carry out mining activities. Based on the regulation issued by the Ministry of Forestry of the Republic of Indonesia, the Group is allowed to be compensated for the estimated loss of existing plantations, infrastructure, increase in operational costs and loss of income from plantations over the remaining concession license period (opportunity costs) due to overlapping mining permits on the same forestry concession plantable area.

17. Utang Bank dan Lembaga Keuangan Jangka Pendek

17. Short-term Loans from Banks and Financial Institutions

	2022	2021	
Rupiah (Catatan 35)			Rupiah (Note 35)
PT Bank Danamon Indonesia Tbk	3.326.626	3.364.691	PT Bank Danamon Indonesia Tbk
PT Bank Central Asia Tbk	81.428	1.753.582	PT Bank Central Asia Tbk
Jumlah	3.408.054	5.118.273	Subtotal
Dolar Amerika Serikat			U.S. Dollar
PT Bank Mandiri (Persero) Tbk	31.000.000	70.470.452	PT Bank Mandiri (Persero) Tbk
PT Bank Central Asia Tbk	16.067.652	1.751.112	PT Bank Central Asia Tbk
PT Bank Mega Tbk	-	13.365.758	PT Bank Mega Tbk
Jumlah	47.067.652	85.587.322	Subtotal
Dolar Australia (Catatan 35)			Australian Dollar (Note 35)
Clearmatch Originate Pty. Ltd.	3.981.509	-	Clearmatch Originate Pty. Ltd.
Elantis Premium Funding Limited	-	1.151.093	Elantis Premium Funding Limited
Jumlah	3.981.509	1.151.093	Subtotal
Jumlah	54.457.215	91.856.688	Total
Suku bunga rata-rata per tahun:			Average interest rates per annum:
Rupiah	5,25% - 8,00%	5,25% - 8,00%	Rupiah
Dolar Amerika Serikat	4,75% - 5,50%	4,00% - 4,79%	U.S. Dollar
Dolar Australia	1,11%	1,48%	Australian Dollar

PT Bank Mega Tbk (MEGA)

Pada tanggal 21 November 2003, RKN, entitas anak, memperoleh fasilitas pinjaman dari MEGA berupa fasilitas *Demand Loan* (DL 3), Surat Kredit Berdokumen Dalam Negeri dan Bank Garansi dalam Dolar Amerika Serikat dengan jumlah keseluruhan maksimum masing-masing sebesar US$ 20.000.000. Berdasarkan Perjanjian tanggal 30 November 2020, fasilitas pinjaman berubah menjadi US$ 40.000.000 dengan tanggal jatuh tempo 21 November 2021. Pinjaman ini dijamin dengan piutang usaha (Catatan 6), sebagian persediaan (Catatan 8), dan aset tetap (Catatan 13). Setelah itu, RKN memutuskan untuk tidak memperpanjang fasilitas tersebut.

PT Bank Mega Tbk (MEGA)

On November 21, 2003, RKN, a subsidiary, obtained loan facilities from MEGA consisting of Demand Loan facilities (DL 3), Letter of Credit and Bank Guarantee in U.S. Dollar with maximum facilities totalling US$ 20,000,000. Based on the Agreement dated November 30, 2020, these loan facilities changed to US$ 40,000,000 with a maturity date on November 21, 2021. These loan facilities are collateralized by trade accounts receivable (Note 6), certain inventories (Note 8), and property, plant and equipment (Note 13). After that, RKN decided not to extend the facility.

PT Bank Danamon Indonesia Tbk (DANAMON)

Pada tanggal 12 Juli 2013, GEM, entitas anak, memperoleh fasilitas pinjaman *Omnibus Trade Non-Cash Backed* dari DANAMON dengan jumlah maksimum sebesar US$ 5.000.000, yang berlaku sampai dengan 12 Juli 2014. Fasilitas ini dapat dipergunakan secara bersama-sama (*sub-limit*) dalam bentuk fasilitas pinjaman *Trade Cash (Funded)* berupa Fasilitas *Pre-Shipment Financing* (PSF) dengan jumlah pokok maksimum sebesar US$ 5.000.000 dan Fasilitas *Open Account Financing* (OAF) *Buyer* dan *Seller* dengan jumlah pokok maksimum sebesar US$ 5.000.000. Tenor untuk fasilitas PSF dan OAF maksimum 90 (sembilan puluh) hari.

Berdasarkan Amendemen terhadap Perjanjian Pemberian Fasilitas *Omnibus Trade Finance* tanggal 3 Juli 2014, DANAMON dan GEM, entitas anak, setuju bahwa atas fasilitas *Omnibus Trade Non-Cash Backed* dapat digunakan (*sub-limit*) oleh RCI, entitas anak. Berdasarkan Amandemen Perjanjian Fasilitas *Omnibus Trade Finance* tanggal 16 April 2021, jangka waktu fasilitas ini diperpanjang sampai dengan 17 Maret 2022. Berdasarkan amendemen terakhir tanggal 13 Juni 2022, jangka waktu fasilitas ini diperpanjang sampai dengan tanggal 17 Maret 2023.

Fasilitas pinjaman ini dijamin dengan piutang dan/atau persediaan dengan nilai penjaminan sekurang-kurangnya sebesar US$ 11.000.000 dan *margin deposit* sebesar US$ 1.750.000 (Catatan 6 dan 8).

Saldo pinjaman kepada DANAMON pada tanggal 31 Desember 2022 dan 2021 masing-masing sebesar US$ 3.326.626 dan US$ 3.364.691.

PT Bank Danamon Indonesia Tbk (DANAMON)

On July 12, 2013, GEM, a subsidiary, obtained an Omnibus Trade Non-Cash Backed loan facility from DANAMON with a maximum amount of US$ 5,000,000, which is valid until July 12, 2014. This facility can be used with (sub-limit) Trade Cash (Funded) loan facility in the form of Pre-Shipment Financing (PSF) with a maximum amount of US$ 5,000,000 and Open Account Financing (OAF) Buyer and Seller facility with a maximum amount of US$ 5,000,000. The repayment period for PSF and OAF facilities is a maximum of ninety (90) days.

Based on the Amendment to Omnibus Trade Finance Facility Agreement dated July 3, 2014, DANAMON and GEM, a subsidiary, agreed that the Omnibus Trade Non-Cash Backed facility can be used (sub-limit) by RCI, a subsidiary. Based on the Amendment to Omnibus Trade Finance Facility Agreement dated April 16, 2021, the term of the facility has been extended until March 17, 2022. Based on the latest amendment dated June 13, 2022, the term of the facility has been extended until March 17, 2023.

This loan facility is secured by trade accounts receivables and/or inventories with a minimum amount of US$ 11,000,000 and a margin deposit amounting to US$ 1,750,000 (Notes 6 and 8).

The outstanding loan to DANAMON as of December 31, 2022 and 2021 amounted to US$ 3,326,626 and US$ 3,364,691, respectively.

PT Bank Mandiri (Persero) Tbk (MANDIRI)

Perusahaan

Pada tanggal 29 Juni 2021, Perusahaan menandatangani perjanjian fasilitas pembiayaan dari MANDIRI sampai dengan sebesar US$ 50.000.000. Fasilitas tersebut memiliki jangka waktu 12 (dua belas) bulan, dan dijamin antara lain dengan aset Perusahaan. Selanjutnya pada tanggal 20 Januari 2022, Perusahaan memutuskan untuk mengakhiri perjanjian ini.

Pada tanggal 8 Desember 2021, Perusahaan menandatangani perjanjian kredit modal kerja dengan MANDIRI, dengan limit fasilitas sampai dengan US$ 13.500.000. Fasilitas tersebut memiliki jangka waktu 12 (dua belas) bulan dan dijamin antara lain dengan aset Perusahaan.

PT Bank Mandiri (Persero) Tbk (MANDIRI)

The Company

On June 29, 2021, the Company signed a financing facility agreement with MANDIRI for an amount up to US$ 50,000,000. This facility is valid for a period of twelve (12) months, and secured, among others, by the Company's assets. Subsequently, on January 20, 2022, the Company decided to terminate this agreement.

On December 8, 2021, the Company has signed a working capital loan agreement with MANDIRI with a facility limit up to US$ 13,500,000. This facility is valid for twelve (12) months, and secured, among others, by the Company's assets.

Pada tanggal 30 November 2022, Perusahaan menandatangani perjanjian fasilitas *non-cash loan* dengan MANDIRI, dengan limit sebesar US$ 19.500.000. Fasilitas tersebut berlaku sampai dengan 7 November 2023 dan digunakan antara lain untuk mendukung kegiatan usaha Perusahaan dan entitas anak.

On November 30, 2022, the Company has signed a non-cash loan agreement with MANDIRI with a facility limit up to US$ 19,500,000. This facility is valid until November 7, 2023, and used, among others, to support the business activities of the Company and its subsidiaries.

Saldo pinjaman Perusahaan kepada MANDIRI pada tanggal 31 Desember 2022 dan 2021 masing-masing sebesar nihil dan US$ 35.470.452.

The Company's outstanding loan to MANDIRI as of December 31, 2022 and 2021 amounted to nil and US$ 35,470,452, respectively.

GEM, BORNEO, KIM dan BSL

GEM, BORNEO, KIM and BSL

Pada tanggal 22 Juni 2017, GEM, BORNEO dan KIM, entitas-entitas anak, menandatangani perjanjian fasilitas kredit dari MANDIRI sebesar US$ 35.000.000, yang berlaku sampai dengan 21 Juni 2018.

On June 22, 2017, GEM, BORNEO and KIM, subsidiaries, signed a credit agreement facility from MANDIRI for US$ 35,000,000, which is valid until June 21, 2018.

Berdasarkan Adendum I tanggal 7 Juni 2018, perjanjian fasilitas kredit diperpanjang sampai dengan 21 Juni 2019.

Based on Addendum I dated June 7, 2018, the term of the credit facility agreement has been extended until June 21, 2019.

Berdasarkan Adendum II tanggal 22 Juni 2019, perjanjian kredit diperpanjang sampai dengan 21 Juni 2020.

Based on Addendum II dated June 22, 2019, the term of the credit facility agreement has been extended until June 21, 2020.

Berdasarkan Adendum III tanggal 25 September 2019, perjanjian kredit menjadi *cross collateral* dan *cross default* dengan Perjanjian Berjangka.

Based on Addendum III dated September 25, 2019, the credit facility agreement has become cross collateral and cross default with the Term Loan Facility.

Berdasarkan Adendum IV tanggal 12 November 2019, BSL menjadi debitur tambahan bersama dengan GEM, BORNEO dan KIM, entitas-entitas anak, dalam fasilitas ini.

Based on Addendum IV dated November 12, 2019, BSL becomes an additional debtor with GEM, BORNEO and KIM, subsidiaries, in this facility.

Berdasarkan Adendum V tanggal 19 Juni 2020, perjanjian fasilitas kredit diperpanjang sampai dengan 21 Juni 2021. Limit fasilitas kredit bertambah dan dibagi menjadi 2 yaitu *Tranche* A dengan limit US$ 35.000.000 dan *Tranche* B US$ 29.500.000.

Based on Addendum V dated June 19, 2020, the credit facility agreement has been extended until June 21, 2021. Credit facility's limit increased and divided into Tranche A with a limit of US$ 35,000,000 and Tranche B with a limit of US$ 29,500,000.

Berdasarkan Adendum VII tanggal 18 Juni 2021, perjanjian fasilitas kredit diperpanjang sampai dengan 21 Juni 2022.

Based on Addendum VII dated June 18, 2021, the credit facility agreement has been extended until June 21, 2022.

Berdasarkan Adendum VIII tanggal 20 Juni 2022, perjanjian fasilitas kredit diperpanjang sampai dengan 21 Juni 2023 dan perjanjian kredit menjadi *cross collateral* dan *cross default* dengan Perjanjian Berjangka II.

Based on Addendum VIII dated June 20, 2022, the credit facility agreement has been extended until June 21, 2023 and this credit agreement has become cross collateral and cross default with Term Loan II.

Pada tanggal 6 Februari 2023, BSL, entitas anak, mengajukan surat permohonan pelunasan fasilitas kredit *Tranche* A kepada MANDIRI sebesar US$ 22.500.000 yang telah dibayarkan pada tanggal 10 Februari 2023.

On February 6, 2023, BSL, a subsidiary, submitted letter of application for repayment of Tranche A credit facility to MANDIRI amounting to US$ 22,500,000 that was paid on February 10, 2023.

Jaminan untuk fasilitas ini adalah piutang usaha (Catatan 6), aset tetap (Catatan 13) tertentu yang dimiliki oleh GEM Grup dan gadai saham.

The collaterals for this loan include certain trade accounts receivable (Note 6), property, plant and equipment (Note 13) of GEM Group and pledge of shares.

Saldo pinjaman GEM, BORNEO, KIM dan BSL kepada MANDIRI pada tanggal 31 Desember 2022 dan 2021 masing-masing sebesar US$ 31.000.000 dan US$ 35.000.000.

The outstanding loan of GEM, BORNEO, KIM and BSL to MANDIRI as of December 31, 2022 and 2021 amounted to US$ 31,000,000 and US$ 35,000,000, respectively.

PT Bank Central Asia Tbk (BCA)

PT Bank Central Asia Tbk (BCA)

Pada tanggal 25 Oktober 2021, RKN menandatangani perjanjian fasilitas pembiayaan dengan BCA, dengan plafon sampai dengan sebesar US$ 40.000.000 untuk jangka waktu 1 (satu) tahun. Pinjaman ini dijamin antara lain dengan aset RKN. Pada tanggal 9 Desember 2022, perjanjian fasilitas *Time Loan* dan Kredit Multi Fasilitas diperpanjang sampai dengan 25 Oktober 2023 dengan plafon sebesar US$ 60.000.000 dan fasilitas *Limit Loan Project Financing* sebesar Rp 8.400.000.000 untuk jangka waktu 5 (lima) tahun.

On October 25, 2021, RKN signed a financing facility agreement with BCA, with a limit up to US$ 40,000,000 for 1 (one) year period. This financing is secured, among others, by the RKN's assets. On December 9, 2022, Time Loan and Multi Credit Facility financing facilities agreement has been extended until October 25, 2023 with a limit amounted to US$ 60,000,000 and Limit Loan Project Financing facility amounted to Rp 8,400,000,000 for five (5) year period.

Saldo pinjaman kepada BCA pada tanggal 31 Desember 2022 dan 2021 masing-masing sebesar US$ 16.149.080 dan US$ 3.504.694.

The outstanding loan to BCA as of December 31, 2022 and 2021 amounted to US$ 16,149,080 and US$ 3,504,694, respectively.

Sesuai dengan ketentuan dalam perjanjian kredit, Grup diharuskan untuk menjaga beberapa rasio keuangan tertentu. Pada tanggal 31 Desember 2022 dan 2021, Grup telah memenuhi persyaratan dan ketentuan tersebut.

In accordance with the loan agreement, Group are required to maintain certain financial ratio. As of December 31, 2022 and 2021, Group are in compliance with the related terms and conditions.

Elantis Premium Funding Limited (Elantis)

Elantis Premium Funding Limited (Elantis)

Pada bulan Agustus 2021, Stanmore, entitas anak, menandatangani perjanjian jangka pendek untuk pembiayaan premi asuransi tahunan untuk entitas anaknya periode yang berakhir pada 30 April 2022. Pada tanggal 31 Desember 2021, jumlah terutang pendanaan premi asuransi adalah AUD 1.587.933 (setara US$ 1.151.093).

In August 2021, Stanmore, a subsidiary, entered into a short-term agreement to finance annual insurance premiums of its subsidiaries for the period ended April 30, 2022. As of December 31, 2021, the outstanding amount under the insurance premium funding is AUD 1,587,933 (equivalent to US$ 1,151,093).

Clearmatch Originate Pty. Ltd.

Clearmatch Originate Pty. Ltd.

Pada tanggal 10 Mei 2022, Stanmore, entitas anak, menandatangani perjanjian jangka pendek untuk pembiayaan premi asuransi tahunan untuk entitas anaknya periode yang berakhir pada 3 Februari 2023. Pada tanggal 31 Desember 2022, jumlah terutang pendanaan premi asuransi adalah AUD 2.677.965 (setara US$ 3.981.509).

On May 10, 2022, Stanmore, a subsidiary, entered into a short-term agreement to finance annual insurance premiums of its subsidiaries for the period ended February 3, 2023. As of December 31, 2022, the outstanding amount under the insurance premium funding is AUD 2,677,965 (equivalent to US$ 3,981,509).

Deutsche Bank AG, Cabang Sydney

Pada tanggal 3 Mei 2022, SMC, entitas anak, menandatangani perjanjian modal kerja dengan Deutsche Bank AG, cabang Sydney, dengan jumlah fasilitas sebesar AUD 50.000.000. Pada tanggal 31 Desember 2022, jumlah pinjaman terutang sebesar nihil.

Deutsche Bank AG, Sydney Branch

On May 3, 2022, SMC, a subsidiary, entered into a working capital loan with Deutsche Bank AG, Sydney Branch, amounted to AUD 50,000,000. As of December 31, 2022, the outstanding loan is nil.

18. Utang Usaha / Trade Accounts Payable

Akun ini merupakan utang Grup kepada pemasok dan kontraktor sehubungan dengan kegiatan operasional Grup, dengan rincian sebagai berikut:

This account consists of the Group's payable to suppliers and contractors in relation to Group's operations, with details as follows:

a. Berdasarkan Pemasok/Kontraktor / By Supplier/Contractor

	2022	2021	
Pihak berelasi (Catatan 34)	15.074.131	10.381.482	Related parties (Note 34)
Pihak ketiga			Third parties
PT Putra Perkasa Abadi	83.347.580	49.141.029	PT Putra Perkasa Abadi
PT Cipta Kridatama	23.265.273	15.549.702	PT Cipta Kridatama
PT Saptaindra Sejati	22.061.723	16.642.603	PT Saptaindra Sejati
PT Berkat Nusantara Indah	13.167.633	2.820.097	PT Berkat Nusantara Indah
PT Dian Ciptamas Agung	12.645.814	14.811.749	PT Dian Ciptamas Agung
HSE Mining Pty. Ltd.	11.946.762	-	HSE Mining Pty. Ltd.
PT Energi Sinar Tambang	8.381.419	1.288.828	PT Energi Sinar Tambang
PT Petrokimia Gresik	8.178.688	-	PT Petrokimia Gresik
PT Aman Langgeng Sentosa	7.784.551	3.541.812	PT Aman Langgeng Sentosa
PT Gerak Bangun Utama	7.264.739	2.553.599	PT Gerak Bangun Utama
Corrigo Fertilizers FZ-LLC	6.189.934	-	Corrigo Fertilizers FZ-LLC
Orica Australia Pty. Ltd.	5.926.213	-	Orica Australia Pty. Ltd.
Civeo Pty. Ltd.	4.574.820	-	Civeo Pty. Ltd.
PT Bina Batulicin Usaha	4.428.474	219	PT Bina Batulicin Usaha
Flanders Electric Of Australia Pty. Ltd.	4.035.374	-	Flanders Electric Of Australia Pty. Ltd.
PT Bumiputera Maha Terpercaya	4.017.592	-	PT Bumiputera Maha Terpercaya
PT Toudano Mandiri Abadi	3.857.204	3.470.158	PT Toudano Mandiri Abadi
PT Tunas Inti Abadi	3.784.016	-	PT Tunas Inti Abadi
Sedgman Ltd.	3.596.256	-	Sedgman Ltd.
PT Kartika Samudra Adijaya	3.392.353	2.623.366	PT Kartika Samudra Adijaya
PT Bangun Arta Hutama	3.373.824	1.987.331	PT Bangun Arta Hutama
WorkPac Pty. Ltd.	3.184.335	-	WorkPac Pty. Ltd.
Dalrymple Bay Infrastructure Limited	3.009.650	-	Dalrymple Bay Infrastructure Limited
Golding Contractors Pty. Ltd.	-	9.010.812	Golding Contractors Pty. Ltd.
Lain-lain (masing-masing kurang dari US$ 3.000.000)	110.351.615	70.577.568	Others (less than US$ 3,000,000 each)
Jumlah	361.765.842	194.018.873	Subtotal
Jumlah	376.839.973	204.400.355	Total

b. Berdasarkan Umur

Analisa umur utang usaha dihitung dari tanggal faktur adalah sebagai berikut:

b. By Age

The aging analysis of trade accounts payable from the date of invoice follows:

	2022	2021	
Belum jatuh tempo	248.572.701	138.031.411	Not yet due
Jatuh tempo:			Due date:
Kurang dari 1 bulan	71.126.526	44.329.805	Less than 1 month
1 bulan - 2 bulan	30.928.966	2.788.268	1 month - 2 months
2 bulan - 3 bulan	5.648.874	1.824.071	2 months - 3 months
Lebih dari 3 bulan	20.562.906	17.426.800	More than 3 months
Jumlah	376.839.973	204.400.355	Total

c. Berdasarkan Mata Uang

c. By Currency

	2022	2021	
Rupiah (Catatan 35)	229.506.178	131.390.483	Rupiah (Note 35)
Dolar Amerika Serikat	80.464.897	57.428.896	U.S. Dollar
Dolar Australia (Catatan 35)	63.327.533	14.884.465	Australian Dollar (Note 35)
Yuan Cina (Catatan 35)	3.505.372	-	China Yuan (Note 35)
Poundsterling (Catatan 35)	8.263	694.530	Great Britain Poundsterling (Catatan 35)
Mata uang lainnya (Catatan 35)	27.730	1.981	Other currencies (Note 35)
Jumlah	376.839.973	204.400.355	Total

19. Utang Lain-lain

19. Other Accounts Payable

	2022	2021	
Pihak berelasi (Catatan 34)			Related parties (Note 34)
Jangka pendek	494.546	5.780.675	Current
Pihak ketiga			Third parties
Jangka pendek			Current
Utang kontraktor	8.300.694	1.413.482	Contractor payable
Utang dividen	995.359	42.297.413	Dividend payable
Imbalan kontijensi - royalti pemasok	986.853	1.961.173	Contigent consideration - vendor royalties
Liabilitas derivatif	-	4.437.007	Derivative liabilities
Lain-lain	63.776.115	17.380.750	Others
Jumlah	74.059.021	67.489.825	Subtotal
Jangka panjang			Noncurrent
Imbalan kontijensi - royalti pemasok	147.242.362	4.351.424	Contigent consideration - vendor royalties
Lain-lain	846.652	4.866.958	Others
Jumlah	148.089.014	9.218.382	Subtotal
Jumlah	222.148.035	76.708.207	Total
Jumlah	222.642.581	82.488.882	Total

20. Utang Pajak / 20. Taxes Payable

	2022	2021	
Pajak Penghasilan Badan	250.642.900	81.071.524	Corporate Income Tax
Pajak Penghasilan			Income Taxes
Pasal 4(2)	522.412	342.911	Article 4(2)
Pasal 15	178.977	25.713	Article 15
Pasal 21	1.348.652	1.233.862	Article 21
Pasal 22	660.564	164.351	Article 22
Pasal 23	2.423.797	2.552.061	Article 23
Pasal 25	-	98.176	Article 25
Pasal 26	6.019	12.532	Article 26
Pajak Pertambahan Nilai - bersih	3.645.969	1.320.694	Value Added Tax - net
Jumlah	259.429.290	86.821.824	Total

Besarnya pajak yang terutang ditetapkan berdasarkan perhitungan pajak yang dilakukan sendiri oleh Perusahaan dan entitas anak yang bersangkutan (*self-assessment*). Kantor Pajak dapat melakukan pemeriksaan atas perhitungan pajak tersebut sebagaimana ditetapkan dalam Undang-Undang mengenai Ketentuan Umum dan Tata Cara Perpajakan.

The tax returns filed are based on the Company and its subsidiaries own calculation of tax liabilities (self-assessment). The tax authorities may conduct a tax audit on the Company and its subsidiaries within a certain period based on the Law of General Provision and Administration of Taxation.

21. Beban Akrual / 21. Accrued Expenses

	2022	2021	
Beban area tambang	148.554.550	24.554.384	Site expenses
Royalti	81.657.387	25.425.583	Royalty
Jasa profesional	53.000.477	2.305.811	Professional fee
Gaji	34.707.155	5.459.089	Salaries
Pemeliharaan dan perbaikan	9.594.204	12.575.738	Repair and maintenance
Cadangan penutupan tambang	4.176.176	942.073	Provision mine closure
Bunga	4.026.531	3.881.078	Interest
Asuransi	1.356.559	649.572	Insurance
Penggarapan lahan	1.037.860	1.144.199	Land exploitation
Lain-lain	43.906.586	20.488.316	Others
Jumlah	382.017.485	97.425.843	Total

22. Liabilitas Jangka Panjang / 22. Long-term Liabilities

a. Utang Bank dan Lembaga Keuangan Jangka Panjang / a. Long-term Loans from Banks and Financial Institutions

	2022	2021	
Pihak ketiga			Third parties
Rupiah (Catatan 35)			Rupiah (Note 35)
PT Indonesia Infrastructure Finance	36.234.187	39.946.738	PT Indonesia Infrastructure Finance
PT Sarana Multi Infrastruktur (Persero)	25.299.854	-	PT Sarana Multi Infrastruktur (Persero)
PT Bank Syariah Indonesia Tbk	25.264.214	-	PT Bank Syariah Indonesia Tbk
PT Bank Mega Tbk	15.993.897	10.823.464	PT Bank Mega Tbk
PT Bank Negara Indonesia (Persero) Tbk	-	14.647.638	PT Bank Negara Indonesia (Persero) Tbk
Jumlah	102.792.152	65.417.840	Total
Biaya transaksi yang belum diamortisasi	(920.392)	(771.597)	Unamortized transaction costs
Bersih	101.871.760	64.646.243	Net
Dolar Amerika Serikat			U.S. Dollar
Global Loan Agency Services Australia Pty. Ltd.	615.000.000	-	Global Loan Agency Services Australia Pty. Ltd.
PT Bank Mandiri (Persero) Tbk	238.828.832	119.138.732	PT Bank Mandiri (Persero) Tbk
PT Sarana Multi Infrastruktur (Persero)	21.060.000	50.000.000	PT Sarana Multi Infrastruktur (Persero)
PT Bank Woori Saudara Indonesia 1906 Tbk	12.000.000	-	PT Bank Woori Saudara Indonesia 1906 Tbk
PT Bank Permata Tbk	6.636.666	10.256.671	PT Bank Permata Tbk
PT Bank Mandiri (Persero) Tbk, Cabang Singapura	-	11.999.923	PT Bank Mandiri (Persero) Tbk, Singapore Branch
Jumlah	893.525.498	191.395.326	Total
Biaya transaksi yang belum diamortisasi	(21.801.808)	(1.920.314)	Unamortized transaction costs
Bersih	871.723.690	189.475.012	Net
Jumlah	973.595.450	254.121.255	Total
Dikurangi bagian yang akan jatuh tempo dalam satu tahun			Less current portion
Global Loan Agency Services Australia Pty. Ltd.	285.668.187	-	Global Loan Agency Services Australia Pty. Ltd.
PT Bank Mandiri (Persero) Tbk	53.958.204	66.809.900	PT Bank Mandiri (Persero) Tbk
PT Bank Woori Saudara Indonesia 1906 Tbk	12.000.000	-	PT Bank Woori Saudara Indonesia 1906 Tbk
PT Bank Permata Tbk	3.620.004	3.620.004	PT Bank Permata Tbk
PT Sarana Multi Infrastruktur (Persero)	3.510.000	5.140.000	PT Sarana Multi Infrastruktur (Persero)
PT Bank Mega Tbk	325.472	163.992	PT Bank Mega Tbk
PT Bank Syariah Indonesia Tbk	763	-	PT Bank Syariah Indonesia Tbk
PT Bank Mandiri (Persero) Tbk, Cabang Singapura	-	11.999.923	PT Bank Mandiri (Persero) Tbk, Singapore Branch
PT Bank Negara Indonesia (Persero) Tbk	-	1.487.070	PT Bank Negara Indonesia (Persero) Tbk
Jumlah	359.082.630	89.220.889	Total
Biaya transaksi yang belum diamortisasi	(521.202)	(1.122.668)	Unamortized transaction costs
Bersih	358.561.428	88.098.221	Net
Bagian yang akan jatuh tempo lebih dari satu tahun	615.034.022	166.023.034	Long-term portion
Suku bunga rata-rata per tahun:			Average interest rates per annum:
Rupiah	8,50% - 10,50%	8,00% - 10,5%	Rupiah
Dolar Amerika Serikat	4,75% - 11,50%	4,25% - 7,21%	U.S. Dollar

PT Sarana Multi Infrastruktur (Persero) (SMI)

Perusahaan

Pada tanggal 10 Desember 2020, Perusahaan menandatangani perjanjian fasilitas pembiayaan dengan SMI, dengan plafon sampai dengan sebesar US$ 28.000.000 untuk jangka waktu 4 (empat) tahun. Pinjaman ini dijamin dengan aset tetap Perusahaan. Pinjaman ini telah dilunasi sepenuhnya pada tanggal 23 April 2022.

Pada tanggal 26 Agustus 2021, Perusahaan menandatangani perjanjian fasilitas pembiayaan dengan SMI, dengan plafon sampai dengan sebesar US$ 23.400.000, untuk jangka waktu 4 (empat) tahun 9 (sembilan) bulan. Fasilitas ini dijamin antara lain dengan aset Perusahaan.

Pada tanggal 31 Desember 2022 dan 2021, saldo pinjaman yang terutang dari fasilitas masing-masing sebesar US$ 21.060.000 dan US$ 50.000.000.

EMR

Pada tanggal 19 Juli 2022, EMR, entitas anak, menandatangani perjanjian fasilitas pembiayaan dengan SMI, dengan plafon sampai dengan sebesar Rp 397.992.000.000 untuk jangka waktu sampai dengan 25 Desember 2027. Pinjaman ini dijamin dengan aset EMR.

Pada tanggal 31 Desember 2022, saldo pinjaman yang terutang dari fasilitas adalah sebesar Rp 397.992.000.000 (setara US$ 25.299.854).

PT Bank Woori Saudara Indonesia 1906 Tbk (BWS)

Pada tanggal 29 Juni 2022, Perusahaan menandatangani perjanjian fasilitas *general financing revolving* dengan BWS, dengan plafon sampai dengan sebesar US$ 12.000.000 untuk jangka waktu 36 bulan.

Pada tanggal 31 Desember 2022, saldo pinjaman terutang atas fasilitas ini adalah sebesar US$ 12.000.000.

PT Sarana Multi Infrastruktur (Persero) (SMI)

The Company

On December 10, 2020, the Company signed a financing facility agreement with SMI, with a limit up to US$ 28,000,000 for four (4) year period. This financing is secured, among others, by the Company's asset. This loan has been fully paid on April 23, 2022.

On August 26, 2021, the Company signed a financing facility agreement with SMI, with limit up to US$ 23,400,000, for a four (4) year and nine (9) month period. This financing is secured, among others, by the Company's assets.

As of December 31, 2022 and 2021, the outstanding balance of the facility amounted to US$ 21,060,000 and US$ 50,000,000, respectively.

EMR

On July 19, 2022, EMR, a subsidiary, signed a financing facility agreement with SMI, with a limit up to Rp 397,992,000,000 for a period of up to December 25, 2027. This financing is secured, among others, by EMR's assets.

As of December 31, 2022, the outstanding balance of the facility amounted to Rp 397,992,000,000 (equivalent to US$ 25,299,854).

PT Bank Woori Saudara Indonesia 1906 Tbk (BWS)

On June 29, 2022, the Company signed a general financing revolving facility agreement with BWS, with a limit up to US$ 12,000,000 for a 36 month period.

As of December 31, 2022, the outstanding balance of the facility amounted to US$ 12,000,000.

PT Bank Mandiri (Persero) Tbk (MANDIRI)

Perusahaan

Pada 9 Desember 2019, Perusahaan memperoleh fasilitas Pinjaman Transaksi Khusus dari MANDIRI dengan jumlah maksimum sebesar US$ 223.500.000. Jadwal pembayaran pokok pinjaman setiap triwulan mulai Juni 2020 sampai dengan Maret 2024. Fasilitas pinjaman ini dijamin dengan aset Perusahaan (Catatan 13).

Saldo pinjaman atas fasilitas pinjaman ini pada tanggal 31 Desember 2021 sebesar US$ 46.035.000. Pada tanggal 20 Januari 2022, fasilitas Pinjaman Transaksi Khusus dari MANDIRI telah dilunasi.

Pada tanggal 20 Januari 2022, Perusahaan menandatangani perjanjian fasilitas pinjaman berjangka dengan MANDIRI dan BWS dengan plafon sampai dengan sebesar US$ 150.000.000 untuk jangka waktu 60 bulan. Fasilitas ini dijamin antara lain dengan aset Perusahaan. Fasilitas ini akan digunakan antara lain untuk pengembangan usaha Perusahaan dan entitas anak.

Pada tanggal 31 Desember 2022, saldo pinjaman terutang atas fasilitas ini adalah sebesar US$ 142.500.000.

GEM dan BORNEO

Pada tanggal 9 Agustus 2017, GEM dan BORNEO, entitas-entitas anak, menandatangani perjanjian fasilitas kredit "Pinjaman Transaksi Khusus I dan II" (PTK I dan PTK II) dari MANDIRI masing-masing sebesar US$ 50.000.000 dan US$ 65.000.000. Fasilitas ini digunakan untuk membiayai kembali pinjaman dan untuk investasi aset tetap. Jangka waktu fasilitas ini adalah selama 7 (tujuh) tahun.

Berdasarkan Adendum III tanggal 25 September 2019, masing-masing PTK I dan PTK II menjadi *cross collateral* dan *cross default* dengan Pinjaman Berjangka.

Jaminan untuk fasilitas ini adalah piutang usaha (Catatan 6) dan aset tetap (Catatan 13) tertentu yang dimiliki oleh GEM Grup dan gadai saham.

PT Bank Mandiri (Persero) Tbk (MANDIRI)

The Company

On December 9, 2019, the Company obtained Special Transaction Loan facility from MANDIRI with a maximum credit facility of US$ 223,500,000. The loan principal repayment schedule is on a quarterly basis from June 2020 until March 2024. These loans are secured with the Company's asset (Note 13).

The outstanding loan as of December 31, 2021 amounted to US$ 46,035,000. On January 20, 2022, Special Transaction Loan facility from MANDIRI was fully paid.

On January 20, 2022, the Company signed a term loan facility agreement with MANDIRI and BWS with a limit up to US$ 150,000,000 for 60 month period. This loan is secured, among others, against assets of the Company. This facility will be used, among others, for the business development of the Company and its subsidiaries.

As of December 31, 2022, the outstanding balance of the facility amounted to US$ 142,500,000.

GEM and BORNEO

On August 9, 2017, GEM and BORNEO, subsidiaries, signed a credit facility agreement "Special Transaction Loan I and II" (PTK I and PTK II) from MANDIRI of US$ 50,000,000 and US$ 65,000,000, respectively. This facility is used for the purpose of loan financing and for investment in property, plant and equipment. The term of this facility is seven (7) years.

Based on Addendum III dated September 25, 2019, each PTK I and PTK II became cross collateral and cross default with the Term Loan Facilities.

The collaterals for this loan include certain trade accounts receivable (Note 6) and property, plant and equipment (Note 13) of GEM Group and pledge of shares.

Pinjaman Transaksi Khusus I

Pada tanggal 31 Desember 2022 dan 2021, saldo pinjaman yang terutang masing-masing sebesar US$ 14.450.000 dan US$ 21.675.000.

Special Transaction Loan I

As of December 31, 2022 and 2021, the outstanding loan balance amounted to US$ 14,450,000 and US$ 21,675,000, respectively.

Pinjaman Transaksi Khusus II

Pada tanggal 31 Desember 2022 dan 2021, saldo pinjaman yang terutang masing-masing sebesar US$ 22.378.832 US$ 28.928.732.

Special Transaction Loan II

As of December 31, 2022 and 2021, the outstanding loan balance amounted to US$ 22,378,832 and US$ 28,928,732, respectively.

Pinjaman Berjangka I

Pada tanggal 25 September 2019, GEM, BORNEO dan BSL, entitas-entitas anak, menandatangani perjanjian fasilitas kredit "Pinjaman Berjangka" dengan MANDIRI sebesar maksimum US$ 32.000.000. Fasilitas ini digunakan untuk pelunasan fasilitas existing BSL, entitas anak, pada ICICI Bank Limited, Cabang Bahrain. Jangka waktu fasilitas ini adalah selama 5 (lima) tahun sejak penandatanganan perjanjian kredit atau maksimal 9 Agustus 2024 (mana yang lebih pendek).

Term Loan I

On September 25, 2019, GEM, BORNEO and BSL, subsidiaries, signed a credit facility "Term Loan" with MANDIRI of a maximum US$ 32,000,000. This facility was used for the purpose of repayment of existing facilities BSL, a subsidiary, to ICICI Bank Limited, Bahrain Branch. This term loan has a term of five (5) years from the signing of the credit or until August 9, 2024 (whichever is shorter).

Berdasarkan Adendum II tanggal 20 Juni 2022, perjanjian ini menjadi *cross collateral* dan *cross default* dengan Pinjaman Berjangka.

Based on Addendum II dated June 20, 2022, this agreement has become cross collateral and cross default with the Term Loan Facilities.

Pada tanggal 31 Desember 2022 dan 2021, saldo pinjaman yang terutang masing-masing sebesar US$ 15.500.000 dan US$ 22.500.000.

As of December 31, 2022 and 2021, the outstanding loan balance amounted to US$ 15,500,000 and US$ 22,500,000, respectively.

Pinjaman Berjangka II

Pada tanggal 22 November 2021, GEM dan BORNEO, entitas-entitas anak, menandatangani perjanjian fasilitas kredit "Pinjaman Berjangka II" dengan MANDIRI sebesar maksimum US$ 50.000.000. Fasilitas ini digunakan untuk penggunaan perusahaan pada umumnya. Jangka waktu fasilitas ini adalah selama 5 (lima) tahun sejak penandatanganan perjanjian kredit atau maksimal 23 Desember 2026 (mana yang lebih pendek).

Term Loan II

On November 22, 2021, GEM and BORNEO, subsidiaries, signed a credit facility "Term Loan II" with MANDIRI of a maximum of US$ 50,000,000. This facility was used for general corporate purpose. This facility has a term of five (5) years since the signing of the credit or until December 23, 2026 (whichever is shorter).

Pada tanggal 31 Desember 2022, saldo pinjaman yang terutang adalah sebesar US$ 44.000.000.

As of December 31, 2022, the outstanding loan balance amounted to US$ 44,000,000.

PT Bank Negara Indonesia (Persero) Tbk (BNI)

Pada tanggal 21 Desember 2020, Perusahaan memperoleh fasilitas pinjaman dari BNI, dengan jumlah maksimum pinjaman sebesar Rp 212.190.000.000 untuk jangka waktu 3 (tiga) tahun. Pinjaman ini dijamin dengan aset tertentu yang dimiliki Perusahaan.

Pada tanggal 31 Desember 2021, saldo pinjaman yang terutang sebesar Rp 209.007.150.000 (setara US$ 14.647.638). Pinjaman ini telah dilunasi pada tanggal 1 April 2022.

PT Bank Negara Indonesia (Persero) Tbk (BNI)

On December 21, 2020, the Company obtained a loan facility from BNI, with a maximum credit facility of Rp 212,190,000,000 for three (3) year period. This loan facility is collateralized with certain asset owned by the Company.

As of December 31, 2021, the outstanding loan balance amounted to Rp 209,007,150,000 (equivalent to US$ 14,647,638). This loan has been fully paid on April 1, 2022.

PT Bank Mandiri (Persero) Tbk, Cabang Singapura (MANDIRI SINGAPURA)

Pada tanggal 23 Maret 2021, GEAR, entitas anak, menandatangi perjanjian fasilitas sebesar US$ 15.000.000 yang diberikan oleh MANDIRI SINGAPURA sebagai pemberi pinjaman. Fasilitas ini dijaminkan dengan aset tertentu yang dimiliki GEAR.

Pada tanggal 31 Desember 2022 dan 2021, saldo pinjaman yang terutang masing-masing sebesar nihil dan US$ 11.999.923.

PT Bank Mandiri (Persero) Tbk, Singapore Branch (MANDIRI SINGAPORE)

On March 23, 2021, GEAR, a subsidiary, entered into a facility agreement for a term loan facility of US$ 15,000,000 provided by MANDIRI SINGAPORE as the original lender. The facility is collateralized with certain asset owned by GEAR.

As of December 31, 2022 and 2021, the outstanding loan balance amounted to nil and US$ 11,999,923, respectively.

PT Bank Permata Tbk (PERMATA)

Pada tanggal 18 Juli 2019, MAL, entitas anak, menandatangani perjanjian fasilitas pinjaman dengan PERMATA dengan jumlah maksimum pinjaman sebesar US$ 14.893.336, dengan jangka waktu 5 (lima) tahun. Pinjaman ini dijamin dengan piutang usaha (Catatan 6), gadai saham dan jaminan perusahaan.

Pada tanggal 18 Juli 2019, BBEP, entitas anak, menandatangani perjanjian fasilitas pinjaman dengan PERMATA dengan jumlah maksimum pinjaman sebesar US$ 2.000.000, dengan jangka waktu 5 (lima) tahun. Perjanjian fasilitas valuta asing sebesar US$ 50.000 dengan jangka waktu 1 (satu) tahun.

Pinjaman ini dijamin dengan piutang usaha (Catatan 6), gadai saham dan jaminan perusahaan.

PT Bank Permata Tbk (PERMATA)

On July 18, 2019, MAL, a subsidiary, signed a loan facility agreement with PERMATA with a maximum loan of US$ 14,893,336, with a term of five (5) years. This loan facility is collateralized with trade accounts receivable (Note 6), a pledge of shares and a corporate guarantee.

On July 18, 2019, BBEP, a subsidiary, has signed a loan facility agreement with PERMATA with a maximum loan of US$ 2,000,000, with a term of five (5) years. Foreign currency facility agreement of US$ 50,000 with a term of one (1) year.

This loan facility is collateralized with trade accounts receivable (Note 6), pledge of shares and a corporate guarantee.

Pada tanggal 31 Desember 2022 dan 2021, saldo pinjaman MAL dan BBEP, entitas-entitas anak, yang terutang dari fasilitas ini masing-masing sebesar US$ 6.636.666 dan US$ 10.256.671.

As of December 31, 2022 and 2021, the outstanding balance of MAL and BBEP, subsidiaries, from this facility amounted to US$ 6,636,666 and US$ 10,256,671, respectively.

PT Indonesia Infrastructure Finance (IIF)

Pada tanggal 18 Desember 2020, EMR, entitas anak, memperoleh Fasilitas Pinjaman Berjangka Senior maksimum sebesar Rp 773.000.000.000 dari IIF untuk pembelian saham baru yang diterbitkan IMI, entitas anak, dan melunasi pinjaman pemegang saham EMR. Fasilitas pinjaman tersebut di bayar dalam jangka waktu 7 (tujuh) tahun.

PT Indonesia Infrastructure Finance (IIF)

On December 18, 2020, EMR, a subsidiary, obtained a Senior Term Loan Facility of a maximum Rp 773,000,000,000 from IIF for the purchase of new share issued by IMI, a subsidiary, and to settle EMR's shareholder loan. The loan facility will be repaid in seven (7) years.

Pinjaman ini dijamin antara lain dengan aset Grup.

The loan is collateralized by, among others the Group's asset.

Pada tanggal 31 Desember 2022 dan 2021, saldo pinjaman yang terutang masing-masing sebesar Rp 570.000.000.000 (setara US$ 36.234.187) dan Rp 570.000.000.000 (setara US$ 39.946.738).

As of December 31, 2022 and 2021, the outstanding loan balance amounted to Rp 570,000,000,000 (equivalent to US$ 36,234,187) and Rp 570,000,000,000 (equivalent to US$ 39,946,738), respectively.

PT Bank Mega Tbk (MEGA)

Pada tanggal 14 September 2021, SKS, entitas anak, memperoleh fasilitas pinjaman dari MEGA berupa fasilitas Kredit Investasi (TL) maksimum sebesar Rp 156.000.000.000 dengan jangka waktu 8 (delapan) tahun dan Kredit Modal Kerja (FL) maksimum sebesar Rp 100.000.000.000 dengan jangka waktu 10 (sepuluh) tahun. Pinjaman ini dijamin dengan piutang usaha, gadai saham, dan jaminan perusahaan.

PT Bank Mega Tbk (MEGA)

On September 14, 2021, SKS, a subsidiary, obtained loan facilities from MEGA consisting of a Term Loan (TL) with a maximum facility amounted to Rp 156,000,000,000 with a term of eight (8) years and a Fixed Loan (FL) with a maximum facility amounted to Rp 100,000,000,000 with a term of ten (10) years. These loan facilities are collateralized by trade accounts receivable, pledge of shares, and corporate guarantee.

Pada tanggal 31 Desember 2022 dan 2021, saldo pinjaman yang terutang masing-masing sebesar Rp 251.600.000.000 (setara US$ 15.993.897) dan Rp 154.440.000.000 (setara US$ 10.823.464).

As of December 31, 2022 and 2021, the outstanding loan balance amounted to Rp 251,600,000,000 (equivalent to US$ 15,993,897) and Rp 154,440,000,000 (equivalent to US$ 10,823,464), respectively.

PT Bank Syariah Indonesia Tbk (BSI)

Pada tanggal 1 September 2021, EMR, entitas anak, menandatangi Perjanjian *Line Facility* dengan BSI dengan plafon sampai dengan sebesar Rp 400.000.000.000 untuk jangka waktu 84 (delapan puluh empat) bulan. Fasilitas ini dijaminkan antara lain dengan aset EMR.

PT Bank Syariah Indonesia Tbk (BSI)

On September 1, 2021, EMR, a subsidiary, signed a Line Facility Agreement term loan with BSI with a limit up to Rp 400,000,000,000 for an eighty four (84) month period. This loan is secured with EMR's assets.

Pada tanggal 31 Desember 2022 dan 2021, saldo pinjaman yang terutang masing-masing sebesar Rp 397.431.353.549 (setara US$ 25.264.214) dan nihil.

As of December 31, 2022 and 2021, the outstanding loan balance amounted to Rp 397,431,353,549 (equivalent to US$ 25,264,214) and nil, respectively.

Global Loan Agency Services Australia Pty. Ltd.

Pada tanggal 7 Januari 2022, SMCH, entitas anak, menandatangani perjanjian pendanaan akuisisi dengan Global Loan Agency Services Australia Pty. Ltd. untuk membiayai transaksi pembelian saham Dampier oleh SMCH sebesar US$ 625.000.000 dan akan jatuh tempo dalam waktu 5 (lima) tahun.

Pada tanggal 31 Desember 2022, saldo pinjaman yang terutang sebesar US$ 615.000.000.

Global Loan Agency Services Australia Pty. Ltd.

On January 7, 2022, SMCH, a subsidiary, entered into an Acquisition Financing Agreement with Global Loan Agency Services Australia Pty. Ltd. to finance the purchase of Dampier's shares by SMCH amounted to US$ 625,000,000 and will mature in five (5) years.

As of December 31, 2022, the outstanding loan balance amounted to US$ 615,000,000.

Ascend Capital Advisor(s) Pte. Ltd.

Pada tanggal 2 Maret 2022, Stanmore, entitas anak, menandatangani perjanjian fasilitas kredit dengan Ascend Capital Advisor(s) Pte. Ltd. dengan jumlah fasilitas sebesar US$ 120.000.000 dan akan jatuh tempo dalam waktu 3 (tiga) tahun.

Pada tanggal 31 Desember 2022, saldo pinjaman yang terutang sebesar nihil.

Ascend Capital Advisor(s) Pte. Ltd.

On March 2, 2022, Stanmore, a subsidiary, entered into a Credit Facility Agreement with Ascend Capital Advisor(s) Pte. Ltd. amounted to US$ 120,000,000 and will matured in three (3) years.

As of December 31, 2022, the outstanding loan balance amounted to nil.

Jadwal pembayaran utang bank jangka panjang pada tanggal 31 Desember 2022 dan 2021 adalah sebagai berikut:

The payment schedule for the long-term bank loans as of December 31, 2022 and 2021 follows:

	2022	2021	
Jatuh tempo dalam:			Due within:
Satu tahun	359.082.630	89.220.889	One year
Dua tahun	276.764.553	46.881.806	Two years
Tiga tahun	190.463.851	61.812.387	Three years
Empat tahun	117.211.285	16.194.102	Four years
Lima tahun	32.489.926	17.819.267	Five years
Lebih dari lima tahun	20.305.405	24.884.715	More than five years
Jumlah	996.317.650	256.813.166	Total
Biaya transaksi yang belum diamortisasi	(22.722.200)	(2.691.911)	Unamortized transaction cost
Bersih	973.595.450	254.121.255	Net

Sesuai dengan ketentuan dalam perjanjian kredit, Grup diharuskan untuk menjaga beberapa rasio keuangan tertentu. Grup juga diharuskan memenuhi beberapa persyaratan serta ketentuan mengenai Anggaran Dasar, kegiatan usaha, dividen, aksi korporasi, kegiatan pembiayaan dan lainnya. Pada tanggal 31 Desember 2022 dan 2021, Grup telah memenuhi persyaratan dan ketentuan tersebut.

In accordance with the loan agreement, the Group is required to maintain certain financial ratio. The Group is also required to comply with certain terms and conditions relating to its Articles of Association, the nature of the business, dividends, corporate actions, financing activities and other matters. As of December 31, 2022 and 2021, the Group is in compliance with the related terms and conditions.

b. *Senior Secured Notes* (SSN)

b. Senior Secured Notes (SSN)

	2022	2021	
Nilai nominal	346.308.000	285.000.000	Nominal value
Diskonto obligasi yang belum diamortisasi	(2.631.555)	(3.595.226)	Unamortized bond discount
Biaya emisi yang belum diamortisasi	(5.450.219)	(6.975.095)	Unamortized bond issuance costs
Jumlah	338.226.226	274.429.679	Total

Pada tanggal 14 Februari 2018, GEAR, entitas anak, menerbitkan SSN sejumlah US$ 150.000.000 dengan suku bunga tetap per tahun sebesar 9% dan akan jatuh tempo pada 14 Februari 2023. SSN tanpa syarat dan tidak dapat dibatalkan, dijamin oleh entitas anak GEAR, yaitu ANROF, HRB dan SSR. Pada tanggal 13 Juni 2021, SSN tersebut telah dilunasi.

On February 14, 2018, GEAR, a subsidiary, issued SSN totalling US$ 150,000,000 with a fixed annual interest rate of 9% and due on February 14, 2023. SSNs are unconditionally and irrevocably guaranteed by subsidiaries of GEAR, namely ANROF, HRB and SSR. On June 13, 2021, SSN were fully paid.

Pada tanggal 14 Mei 2021, GEAR, entitas anak, menerbitkan SSN senilai US$ 285.000.000 dengan bunga sebesar 8,5% per tahun untuk jangka waktu 5 (lima) tahun.

On May 14, 2021, GEAR, a subsidiary, issued SSN totalling US$ 285,000,000 with an annual interest rate of 8.5% for 5 (five) years.

Pada tanggal 9 Maret 2022, GEAR, entitas anak, menerbitkan SSN dengan jumlah pokok sebesar US$ 90.000.000, kupon bunga sebesar 8,5% per tahun, dan jatuh tempo pada bulan Mei 2026. SSN dijamin antara lain dengan sebagian aset GEAR grup. Dana yang diperoleh dari hasil penerbitan SSN akan digunakan oleh GEAR melalui GIA, untuk mengambil bagian dalam penawaran hak pro-rata saham biasa Stanmore, yang akan digunakan sebagai salah satu sumber pendanaan atas rencana transaksi pengambilalihan 100% saham Dampier, rencana mana telah mendapatkan persetujuan para pemegang saham pada RUPSLB Perusahaan pada tanggal 23 Februari 2022.

On March 9, 2022, GEAR, a subsidiary, issued SSN with a principal amount of US$ 90,000,000, an interest coupon of 8.5% per annum, and is maturing in May 2026. The SSN is guaranteed, among others, by part of the assets of GEAR group. Proceeds received from the SSN issuance will be used by GEAR, through GIA, to take part in the offering of pro-rata rights to Stanmore's ordinary shares which will be used as a source of funding for the proposed acquisition of 100% shares of Dampier, of which has been approved by the shareholders at the Company's EGMS on February 23, 2022.

Pada tanggal 28 November 2022, GEAR, entitas anak, telah menukar SSN senilai US$ 375.000.000 ("Notes Lama") dengan US$ 346.308.000 ("Notes Baru") dengan jumlah nilai pokok secara keseluruhan dan pembayaran tunai yang sama dengan akrual bunga sesuai dengan syarat dan ketentuan Penawaran Pertukaran. Notes Baru memiliki suku bunga tahunan sebesar 8,5% yang akan jatuh tempo pada tahun 2027. Sisa jumlah pokok Notes Lama sebesar US$ 28.692.000 sudah ditebus pada tanggal 28 Desember 2022.

On November 28, 2022, GEAR, a subsidiary, has exchanged the outstanding US$ 375,000,000 SSN (the "Existing Notes") with the US$ 346,308,000 (the "New Notes") in aggregate principal amount and a cash payment equal to the aggregate Accrued Interest in accordance with the terms and conditions of the Exchange Offer. The New Notes has an annual interest rate of 8.5% which will be due in 2027. The remaining US$ 28,692,000 in aggregate principal amount of Existing Notes was subsequently redeemed on December 28, 2022.

c. Utang Jangka Panjang Lainnya

c. Other Long-term Payables

	2022	2021	
Pihak ketiga			Third party
Dolar Australia (Catatan 35)			Australian Dollar (Note 35)
Caterpillar Financial Australia Limited	5.074.144	6.604.191	Caterpillar Financial Australia Limited
Dikurangi bagian yang akan jatuh tempo dalam satu tahun	1.099.374	1.731.887	Less current portion
Bagian yang akan jatuh tempo lebih dari satu tahun	3.974.770	4.872.304	Long-term portion
Suku bunga rata-rata per tahun:			Average interest rates per annum:
Dolar Australia	4,55%	4,55%	Australian Dollar

Caterpillar Financial Australia Limited (CATERPILLAR)

Pada tanggal 2 Juli 2019, Stanmore, entitas anak, memperoleh fasilitas jaminan *chattel* dari CATERPILLAR, di mana CATERPILLAR setuju untuk membiayai pembelian peralatan berat dari Hasting Deering (Australia) Limited. Perjanjian ini berlaku untuk jangka waktu 5 (lima) tahun.

Caterpillar Financial Australia Limited (CATERPILLAR)

On July 2, 2019, Stanmore, a subsidiary, obtained a chattel mortgage facility from CATERPILLAR, wherein CATERPILLAR has agreed to finance the purchase of heavy equipment from Hasting Deering (Australia) Limited. The term of the loan facility is five (5) years.

23. Pengukuran Nilai Wajar

Tabel berikut menyajikan pengukuran nilai wajar aset dan liabilitas Grup:

23. Fair Value Measurement

The following table provides the fair value measurement of the Group's certain assets and liabilities:

	31 Desember 2022/*December 31, 2022*				
		Pengukuran nilai wajar menggunakan:/ *Fair value measurement using:*			
	Nilai Tercatat/ *Carrying Values*	Harga kuotasian dalam pasar aktif (Level 1)/ *Quoted prices in active markets (Level 1)*	Input yang dapat diobservasi signifikan (Level 2)/ *Significant observable inputs (Level 2)*	Input yang tidak dapat diobservasi signifikan (Level 3)/ *Significant unobservable inputs (Level 3)*	
Aset yang diukur pada nilai wajar:					***Assets measured at fair value:***
Aset tetap dengan model revaluasi					**Revalued property, plant and equipment**
Pembangkit listrik (Catatan 13)	138.353.101	-	210.454.200	-	Power plants (Note 13)
Aset keuangan yang diukur pada nilai wajar melalui laba rugi					**Financial assets at FVPL**
Obligasi konversi (Catatan 5 dan 11)	6.319.669	-	-	6.319.669	Convertible bonds (Notes 5 and 11)
Saham harga kuotasian (Catatan 5)	671.590	671.590	-	-	Equity securities - quoted (Note 5)
Unit Link (Catatan 5)	190.707	-	190.707	-	Unit Link (Note 5)
Reksa dana (Catatan 5)	9.743	-	9.743	-	Mutual fund (Note 5)
Aset keuangan yang diukur pada nilai wajar melalui penghasilan komprehensif lain					**Financial assets at fair value throgh other comprehensive income**
Investasi jangka pendek					Short-term investments
Saham preferen yang dapat ditebus (Catatan 5)	37.132.815	-	-	37.132.815	Redeemable preference shares (Note 5)
Investasi jangka panjang					Long-term investments
Investasi saham (Catatan 11)	534.982.460	282.870.284	-	252.112.176	Investments in shares of stocks (Note 11)
Saham preferen yang dapat ditebus (Catatan 11)	12.272.221	-	-	12.272.221	Redeemable preference shares (Note 11)
Aset pada nilai wajar					**Assets at fair value**
Aset biologis (Catatan 15)	9.059.300	-	-	9.059.300	Biological assets (Note 15)
Aset yang nilai wajarnya disajikan:					***Assets for which fair values are disclosed:***
Aset keuangan pada biaya perolehan diamortisasi					**Financial assets at amortized cost**
Aset tidak lancar lain-lain	56.931.883	-	-	56.931.883	Other noncurrent assets
Liabilitas yang nilai wajarnya disajikan:					***Liabilities for which fair values are disclosed:***
Utang bank dan lembaga keuangan jangka panjang (Catatan 22)	973.595.450	-	966.700.308	-	Long-term loan to banks and financial institution (Note 22)
Imbalan kontijensi - royalti pemasok	148.229.215	-	-	148.229.215	Contigent consideration - vendor royalties
Senior Secured Notes (Catatan 22)	338.226.226	-	338.226.226	-	Senior Secured Notes (Note 22)

	31 Desember 2021/*December 31, 2021*				
		Pengukuran nilai wajar menggunakan:/ *Fair value measurement using:*			
	Nilai Tercatat/ *Carrying Values*	Harga kuotasian dalam pasar aktif (Level 1)/ *Quoted prices in active markets (Level 1)*	Input yang dapat diobservasi signifikan (Level 2)/ *Significant observable inputs (Level 2)*	Input yang tidak dapat diobservasi signifikan (Level 3)/ *Significant unobservable inputs (Level 3)*	
Aset yang diukur pada nilai wajar:					***Assets measured at fair value:***
Aset tetap dengan model revaluasi					**Revalued property, plant and equipment**
Pembangkit listrik (Catatan 13)	148.946.169	-	210.454.200	-	Power plants (Note 13)
Aset keuangan yang diukur pada nilai wajar melalui laba rugi					**Financial assets at FVPL**
Obligasi konversi (Catatan 5 dan 11)	3.527.507	-	-	3.527.507	Convertible bonds (Notes 5 and 11)
Saham harga kuotasian (Catatan 5)	1.519.167	1.519.167	-	-	Equity securities - quoted (Note 5)
Reksa dana (Catatan 5)	10.350	-	10.350	-	Mutual fund (Note 5)
Aset keuangan yang diukur pada nilai wajar melalui penghasilan komprehensif lain					**Financial assets at fair value throgh other comprehensive income**
Investasi jangka pendek					Short-term investments
Saham preferen yang dapat ditebus (Catatan 5)	85.734.608	-	-	85.734.608	Redeemable preference shares (Note 5)
Investasi jangka panjang					Long-term investments
Investasi saham (Catatan 11)	478.527.253	476.922.455	-	1.604.798	Investments in shares of stocks (Note 11)
Saham preferen yang dapat ditebus (Catatan 11)	3.496.641	-	-	3.496.641	Redeemable preference shares (Note 11)
Aset pada nilai wajar					**Assets at fair value**
Aset biologis (Catatan 15)	7.376.000	-	-	7.376.000	Biological assets (Note 15)
Aset yang nilai wajarnya disajikan:					***Assets for which fair values are disclosed:***
Aset keuangan pada biaya perolehan diamortisasi					**Financial assets at amortized cost**
Aset tidak lancar lain-lain	49.709.059	-	-	49.709.059	Other noncurrent assets
Liabilitas yang nilai wajarnya disajikan:					***Liabilities for which fair values are disclosed:***
Utang bank dan lembaga keuangan jangka panjang (Catatan 22)	254.121.255	-	254.867.234	-	Long-term loan to banks and financial institution (Note 22)
Imbalan kontijensi - royalti pemasok	6.312.597	-	-	6.312.597	Contigent consideration - vendor royalties
Senior Secured Notes (Catatan 22)	274.429.679	-	274.429.679	-	Senior Secured Notes (Note 22)

Nilai wajar instrumen keuangan yang diperdagangkan di pasar aktif adalah berdasarkan kuotasi harga pasar pada tanggal pelaporan. Pasar dianggap aktif apabila kuotasi harga tersedia sewaktu-waktu dan dapat diperoleh secara rutin dari bursa, pedagang efek, perantara efek, kelompok industri atau badan penyedia jasa penentuan harga, atau badan pengatur, dan harga tersebut mencerminkan transaksi pasar yang aktual dan rutin dalam suatu transaksi yang wajar. Kuotasi harga pasar yang digunakan untuk aset keuangan yang dimiliki oleh Grup adalah harga penawaran (*bid price*) terkini. Instrumen keuangan seperti ini termasuk dalam hirarki Level 1.

The fair value of financial instruments traded in active markets is based on quoted market prices at the reporting date. A market is regarded as active if quoted prices are readily and regularly available from an exchange, dealer, or broker, industry group pricing service, or regulatory agency, and those prices represent actual and regularly occurring market transactions on an arm's length basis. The quoted market price used for financial assets held by the Group is the current bid price. These instruments are included in Level 1.

Nilai wajar instrumen keuangan yang tidak diperdagangkan di pasar aktif ditentukan menggunakan teknik penilaian. Teknik penilaian ini memaksimalkan penggunaan data pasar yang dapat diobservasi yang tersedia dan sedikit mungkin mengandalkan estimasi spesifik yang dibuat oleh entitas. Jika seluruh input signifikan yang dibutuhkan untuk menentukan nilai wajar dapat diobservasi, maka instrumen tersebut termasuk dalam hirarki Level 2. Nilai wajar utang bank dan lembaga keuangan diestimasi berdasarkan analisa arus kas diskonto menggunakan suku bunga pasar. Dalam melakukan penilaian terhadap aset pembangkit listrik, penilai menggunakan pendekatan biaya. Pendekatan biaya merupakan pendekatan penilaian dimana nilai wajar suatu aset ditentukan dengan menghitung biaya yang dikeluarkan untuk penggantian baru (*new replacement/new reproduction cost*) aset yang sejenis dikurangi keusangan fisik, keusangan fungsional dan keusangan ekonomis dari aset tersebut pada saat penilaian dilakukan.

The fair value of financial instruments that are not traded in an active market is determined by using valuation techniques. These valuation techniques maximize the use of observable market data where it is available and rely as little as possible on entity's specific estimates. If all significant inputs required to fair value an instrument are observable, the instrument is included in Level 2. The fair value of loan to banks and financial institution is estimated based on discounted cash flow analysis using market interest rates. In assessing the power plant assets, appraiser uses the cost approach. The cost approach is an approach in which the fair value is determined by calculating the costs incurred to replace a comparable asset less physical deterioration, functional obsolescence and economic obsolescence of the related assets at the time of survey conducted.

Jika satu atau lebih input signifikan tidak diambil dari data pasar yang dapat diobservasi, maka instrumen tersebut termasuk dalam hirarki Level 3.

If one or more of the significant inputs is not based on observable market data, the instrument is included in Level 3.

24. Modal Saham / Capital Stock

Susunan kepemilikan saham Perusahaan pada tanggal 31 Desember 2022 dan 2021 berdasarkan catatan yang dibuat oleh PT Sinartama Gunita, Biro Administrasi Efek, adalah sebagai berikut:

As of December 31, 2022 and 2021, the share ownership in the Company, based on the record of PT Sinartama Gunita, a share registrar, follows:

Nama Pemegang Saham	Jumlah Saham/ *Number of Shares*	Persentase Kepemilikan/ *Percentage of Ownership* %	Jumlah Modal Disetor/ *Total Paid-up Capital Stock*	Name of Stockholders
PT Sinar Mas Tunggal	461.552.320	59,90	48.078.367	PT Sinar Mas Tunggal
Masyarakat lainnya (kepemilikan masing-masing kurang dari 5%)	309.000.000	40,10	24.420.261	Public (each less than 5%)
Jumlah	770.552.320	100,00	72.498.628	Total

Perusahaan telah mencatatkan seluruh sahamnya pada Bursa Efek Indonesia.

All of the shares of the Company are listed in the Indonesia Stock Exchange.

Manajemen Permodalan

Tujuan utama dari pengelolaan modal Grup adalah untuk memastikan bahwa Grup mempertahankan rasio modal yang sehat dalam rangka mendukung bisnis dan memaksimalkan nilai pemegang saham.

Grup mengelola permodalan untuk menjaga kelangsungan usahanya dalam rangka memaksimumkan kekayaan para pemegang saham dan manfaat kepada pihak lain yang berkepentingan terhadap Grup dan untuk menjaga struktur optimal permodalan untuk mengurangi biaya permodalan.

Struktur permodalan Grup terdiri dari ekuitas dan pinjaman serta utang (terdiri dari utang bank dan lembaga keuangan jangka pendek dan jangka panjang dan utang jangka panjang lainnya dikurangi dengan saldo kas dan setara kas).

Capital Management

The primary objective of the Group's capital management is to ensure that it maintains healthy capital ratios in order to support its business and maximize shareholder value.

The Group manages its capital to safeguard the Group's ability to continue as a going concern in order to maximize the return to shareholders and benefits for other stakeholders, and to maintain optimal capital structure to reduce the cost of capital.

The capital structure of the Group consists of total equity and loans and payables (consists of short-term loan to banks and financial institution and long-term loan to banks and financial institutions and other long-term payables net of cash and cash equivalents).

25. Tambahan Modal Disetor - Bersih / 25. Additional Paid-in Capital - Net

Akun ini merupakan tambahan modal disetor sehubungan dengan:

This account represents additional paid-in capital in connection with the following:

	2022 dan/*and* 2021	
Tambahan modal disetor dari penerbitan modal saham	13.247.138	Additional paid-in capital from capital stock issuance
Biaya emisi saham	(596.806)	Share issuance costs
Selisih nilai transaksi restrukturisasi entitas sepengendali	(2.279.065)	Difference in value arising from restructuring transactions among entities under common control
Dampak program pengampunan pajak	160.088	Impact of tax amnesty program
Jumlah	10.531.355	Total

26. Cadangan Umum / 26. General Reserve

Berdasarkan Rapat Umum Pemegang Saham Tahunan tanggal 12 Mei 2022, Perusahaan membentuk cadangan umum, yang telah disetujui oleh pemegang saham sebesar US$ 100.000.

Pada tanggal 31 Desember 2022 dan 2021, saldo cadangan umum masing-masing sebesar US$ 1.000.000 dan US$ 900.000. Cadangan umum tersebut dibentuk sehubungan dengan ketentuan dalam Undang-Undang Perseroan Terbatas, yang mewajibkan perusahaan untuk membentuk cadangan umum sedikitnya 20% dari jumlah modal ditempatkan dan disetor.

Based on the Annual General Stockholders Meeting dated May 12, 2022, the Company provided a general reserve, which was approved by the stockholders, amounting to US$ 100,000.

As of December 31, 2022 and 2021, the balance of the general reserve amounted to US$ 1,000,000 and US$ 900,000. This general reserve was provided in relation to the Law of Limited Liability Company, which requires companies to set up a general reserve equivalent to at least 20% of the total issued and paid-up capital.

27. Kepentingan Nonpengendali / 27. Non-controlling Interests

a. Kepentingan nonpengendali atas aset bersih entitas anak: / a. Non-controlling interests in net assets of subsidiaries:

	2022	2021	
Stanmore Resources Limited	500.317.883	46.906.260	Stanmore Resources Limited
Golden Energy and Resources Ltd.	264.947.385	53.244.736	Golden Energy and Resources Ltd.
PT Golden Energy Mines Tbk	206.332.408	117.618.327	PT Golden Energy Mines Tbk
Dalligent Solution Pte. Ltd.	9.223.706	4.468.498	Dalligent Solution Pte. Ltd.
PT Dwikarya Sejati Utama	3.175.112	-	PT Dwikarya Sejati Utama
PT Borneo Indobara	1.997.711	711.860	PT Borneo Indobara
PT Rolimex Kimia Nusamas	128.002	91.361	PT Rolimex Kimia Nusamas
PT Kuansing Inti Makmur	46.717	47.408	PT Kuansing Inti Makmur
PT Daya Mas Geopatra Energi	15.206	-	PT Daya Mas Geopatra Energi
PT GEMS Energy Indonesia	1.297	1.429	PT GEMS Energy Indonesia
PT DSSA Mas Infrastruktur	1.172	1.188	PT DSSA Mas Infrastruktur
PT Karya Mining Solution	879	885	PT Karya Mining Solution
PT DSST Mas Gemilang	877	877	PT DSST Mas Gemilang
PT Buana Bumi Energi	148	148	PT Buana Bumi Energi
PT Bumi Kencana Eka Sejahtera	111	111	PT Bumi Kencana Eka Sejahtera
PT DSSE Energi Mas Utama	(902)	(59)	PT DSSE Energi Mas Utama
PT Rolimex Suburin Hutani Persada	(200.281)	(220.777)	PT Rolimex Suburin Hutani Persada
PT Trisula Kencana Sakti	(669.370)	(205.286)	PT Trisula Kencana Sakti
Jumlah	985.318.061	222.666.966	Total

b. Kepentingan nonpengendali pada penghasilan (rugi) komprehensif entitas anak: / b. Non-controlling interests in comprehensive income (loss) of subsidiaries:

	2022	2021	
PT Golden Energy Mines Tbk	255.589.970	130.706.688	PT Golden Energy Mines Tbk
Stanmore Resources Limited	235.167.966	(152.296)	Stanmore Resources Limited
Golden Energy and Resources Ltd.	145.041.967	9.726.873	Golden Energy and Resources Ltd.
Stanmore SMC Pty. Ltd.	58.460.988	-	Stanmore SMC Pty. Ltd.
PT Borneo Indobara	6.367.997	3.040.140	PT Borneo Indobara
PT Dwikarya Sejati Utama	3.175.112	-	PT Dwikarya Sejati Utama
PT Rolimex Kimia Nusamas	37.864	27.789	PT Rolimex Kimia Nusamas
PT Rolimex Suburin Hutani Persada	20.496	(9.091)	PT Rolimex Suburin Hutani Persada
PT Karya Mining Solution	(6)	-	PT Karya Mining Solution
PT DSSA Mas Infrastruktur	(16)	(9)	PT DSSA Mas Infrastruktur
PT GEMS Energy Indonesia	(132)	(17)	PT GEMS Energy Indonesia
PT Kuansing Inti Makmur	(691)	(1.161)	PT Kuansing Inti Makmur
PT Daya Mas Geopatra Energi	(41.688)	-	PT Daya Mas Geopatra Energi
PT Trisula Kencana Sakti	(464.092)	(131.820)	PT Trisula Kencana Sakti
Dalligent Solution Pte. Ltd.	(4.020.718)	(3.536.915)	Dalligent Solution Pte. Ltd.
Golden Investments (Australia) Pte. Ltd.	-	(1.958.328)	Golden Investments (Australia) Pte. Ltd.
Jumlah	699.335.017	137.711.853	Total

28. Pendapatan Usaha / 28. Revenues

	2022	2021	
Pertambangan dan perdagangan batubara	5.683.962.861	1.937.673.709	Coal mining and trading
Perdagangan - bersih	156.698.681	119.075.601	Trading - net
Penyediaan TV kabel dan internet	65.994.852	57.121.200	Cable TV and internet
Penyediaan tenaga uap dan listrik	48.380.871	49.528.338	Steam and electricity processing fee
Lain-lain	1.068.533	1.547.440	Others
Jumlah	5.956.105.798	2.164.946.288	Total

8,45% dan 17,38% dari pendapatan usaha pada 31 Desember 2022 dan 2021 dilakukan dengan pihak berelasi (Catatan 34).

8.45% and 17.38% of revenues for the years ended December 31, 2022 and 2021, respectively, were generated from related parties (Note 34).

29. Beban Pokok Penjualan / 29. Cost of Revenues

	2022	2021	
Pertambangan dan perdagangan batubara	2.964.545.902	1.088.675.060	Coal mining and trading
Penyusutan (Catatan 13)	184.432.583	42.521.069	Depreciation (Note 13)
Perdagangan - bersih	129.372.825	97.692.897	Trading - net
Penyediaan TV kabel dan internet	16.237.581	15.472.895	Cable TV and internet
Penyediaan tenaga uap dan listrik	17.190.133	17.111.836	Steam and electricity processing fee
Lain-lain	926.844	1.355.532	Others
Jumlah	3.312.705.868	1.262.829.289	Total

0,78% dan 1,41% dari beban pokok penjualan pada 31 Desember 2022 dan 2021 dilakukan dengan pihak berelasi (Catatan 34).

0.78% and 1.41% of cost of revenues for the years ended December 31, 2022 and 2021, respectively, were made with related parties (Note 34).

30. Beban Usaha / 30. Operating Expenses

	2022	2021	
Beban Penjualan			Selling Expenses
Ongkos angkut	373.295.917	192.605.833	Freight charges
Pemasaran dan komunikasi	44.983.676	8.922.329	Marketing and communication
Jasa dermaga	39.620.310	30.650.974	Stockpile services
Asuransi	19.570.258	1.139.846	Insurance
Gaji dan tunjangan karyawan	6.237.918	5.320.527	Salaries and allowances
Penyusutan (Catatan 13)	3.439.092	3.371.189	Depreciation (Note 13)
Analisis dan survei	2.602.342	2.065.822	Analysis and survey
Perbaikan dan pemeliharaan	1.864.758	2.374.117	Repairs and maintenance
Sewa	1.215.788	1.132.322	Rental
Lain-lain	5.489.962	3.322.594	Others
Jumlah	498.320.021	250.905.553	Total

	2022	2021	
Beban Umum dan Administrasi			General and Administrative Expenses
Gaji dan tunjangan karyawan	162.370.951	77.016.061	Salaries and allowances
Pajak dan perijinan	76.788.605	14.814.781	Taxes and licenses
Jasa profesional	61.629.642	21.603.217	Professional fees
Asuransi	22.892.172	2.940.612	Insurance
Perbaikan dan pemeliharaan	8.385.293	7.199.681	Repairs and maintenance
Penyusutan (Catatan 12 dan 13)	8.343.941	7.804.977	Depreciation (Notes 12 and 13)
Tanggung jawab sosial korporasi	5.226.834	6.657.131	Corporate social responsibility
Kantor	3.914.928	3.148.544	Office
Jasa manajemen	2.715.855	1.801.815	Management fee
Amortisasi	2.475.187	107.362	Amortization
Sewa	1.528.098	1.718.412	Rental
Lain-lain	5.542.150	7.411.190	Others
Jumlah	361.813.656	152.223.783	Total
Beban eksplorasi	767.675	1.849.355	Exploration costs
Jumlah	860.901.352	404.978.691	Total

31. Imbalan Pasca-Kerja

Efektif sejak 2 Februari 2021, besarnya imbalan pasca-kerja dihitung berdasarkan UU Cipta Kerja dan Peraturan Pemerintah (PP) No. 35 Tahun 2021 tentang Perjanjian Kerja Waktu Tertentu, Alih Daya, Waktu Kerja dan Waktu Istirahat, dan Pemutusan Hubungan Kerja.

Tidak terdapat pendanaan khusus yang disisihkan sehubungan dengan imbalan pasca-kerja tersebut.

Perhitungan aktuaria terakhir Perusahaan atas liabilitas imbalan kerja jangka panjang dilakukan oleh PT Padma Radya Aktuaria, aktuaris independen, tertanggal 19 Januari 2023. Perhitungan aktuaria entitas anak atas liabilitas imbalan kerja jangka panjang dilakukan oleh PT Milliman Indonesia, PT Padma Radya Aktuaria, Kantor Konsultan Aktuaria Arya Bagiastra, Kantor Konsultan Aktuaria Halim & Rekan, dan Kantor Konsultan Aktuaria Nurichwan, aktuaris independen, masing-masing tertanggal 13 Februari 2023, 6 Januari 2023, 21 Februari 2023, 27 Februari 2023 dan 10 Februari 2023.

31. Post-Employment Benefits

Effective since February 2, 2021, the amount of post-employment benefits is determined based on the Job Creation Law and Government Regulation (GR) No. 35 Year 2021 tentang Perjanjian Kerja Waktu Tertentu, Alih Daya, Waktu Kerja dan Waktu Istirahat, dan Pemutusan Hubungan Kerja".

No funding of the benefits has been made to date.

The latest actuarial valuation report on the long-term employee benefits liability of the Company was from PT Padma Radya Aktuaria, an independent actuary, dated January 19, 2023. Actuarial valuation reports on the long-term employee benefits liabilities of the subsidiaries were from PT Milliman Indonesia, PT Padma Radya Aktuaria, Kantor Konsultan Aktuaria Arya Bagiastra, Kantor Konsultan Aktuaria Halim & Rekan, and Kantor Konsultan Aktuaria Nurichwan, independent actuaries, dated February 13, 2023, January 6, 2023, February 21, 2023, February 27, 2023 and February 10, 2023, respectively.

Rincian dari beban imbalan kerja jangka panjang adalah sebagai berikut:

Long-term employee benefits expense consists of the following:

	2022	2021	
Beban jasa kini	1.351.357	1.459.799	Current service costs
Beban bunga	621.196	886.638	Interest costs
Kenaikan (penurunan) liabilitas akibat perubahan program	45.522	(221.630)	Increase (decrease) of liability due to changes in program
Mutasi liabilitas atas mutasi karyawan	(11.280)	26.932	Transfer liability for transferred employees
Imbalan kerja yang langsung dibayarkan	(485.750)	(13.360)	Payment of employee benefits
Beban jasa lalu dan keuntungan dari penyelesaian imbalan pasti	(1.166.724)	(1.082.916)	Past service costs and gain on settlement
Penyesuaian atas perubahan metode atribusi	(1.244.137)	-	Adjustment due to change in benefit attribution method
Komponen biaya imbalan pasti yang diakui di laba rugi	(889.816)	1.055.463	Component of defined benefit costs recognized in profit or loss
Pengukuran kembali liabilitas imbalan pasti - kerugian (keuntungan) aktuarial yang diakui dalam penghasilan komprehensif lain	32.808	(390.485)	Remeasurement of the defined benefit liability - actuarial loss (gain) recognized in other comprehensive income
Jumlah	(857.008)	664.978	Total

Beban imbalan kerja jangka panjang yang diakui di laba rugi disajikan sebagai bagian dari “Beban umum dan administrasi” (Catatan 30) dan “Beban lain-lain”.

Long-term employee benefits expense recognized in profit or loss is presented as part of "General and administrative expenses" (Note 30) and “Other expenses”.

Mutasi liabilitas imbalan kerja jangka panjang adalah sebagai berikut:

The movement of long-term employee benefits liabilities is as follows:

	2022	2021	
Liabilitas imbalan kerja jangka panjang awal tahun	12.074.342	13.781.823	Long-term employee benefits liabilities at the beginning of the year
Imbalan kerja jangka panjang tahun berjalan yang dibebankan ke:			Long-term employee benefits during the year charged to:
Laba rugi	(889.816)	1.055.463	Profit or loss
Rugi (penghasilan) komprehensif lain	32.808	(390.485)	Other comprehensive loss (income)
Liabilitas imbalan kerja jangka panjang karyawan yang ditransfer	(154.954)	(83.234)	Long-term employee benefits liabilities from transferred employees
Pembayaran selama tahun berjalan	(415.702)	(909.381)	Payments made during the year
Kontribusi karyawan	(920.114)	-	Contribution by employee
Mutasi karyawan keluar	-	(18.232)	Transferred out employees
Penyesuaian selisih kurs mata uang asing	(996.148)	(1.361.612)	Foreign exchange adjustment
Liabilitas imbalan kerja jangka panjang akhir tahun	8.730.416	12.074.342	Long-term employee benefits liabilities at the end of the year

Asumsi-asumsi utama yang digunakan dalam perhitungan liabilitas imbalan kerja jangka panjang adalah sebagai berikut:

The principal assumptions used in the valuation of the long-term employee benefits liabilities are as follows:

	2022	2021	
Tingkat bunga diskonto	6,92% - 7,50%	6,50% - 7,50%	Annual discount rate
Tingkat kenaikan gaji per tahun	6,00% - 8,00%	6,00% - 10,00%	Annual salary increase rate
Usia pensiun normal (tahun)	55	55	Normal retirement age (years)
Tabel mortalita	TMI IV	TMI IV	Mortality table

Analisa sensitivitas dari perubahan asumsi-asumsi utama terhadap liabilitas imbalan kerja jangka panjang pada tanggal 31 Desember 2022 dan 2021 adalah sebagai berikut:

The sensitivities of the overall long-term employee benefit liabilities to changes in the weighted principal assumptions as of December 31, 2022 and 2021 are as follows:

	31 Desember 2022/*December 31, 2022*			
	Dampak kenaikan (penurunan) terhadap liabilitas imbalan pasti/ *Impact on defined benefit liability - increase (decrease)*			
	Perubahan asumsi/ *Change in assumption*	Kenaikan asumsi/ *Increase in assumption*	Penurunan asumsi/ *Decrease in assumption*	
Tingkat diskonto	1%	(747.444)	714.700	Discount rate
Tingkat pertumbuhan gaji	1%	788.220	(821.359)	Salary growth rate

	31 Desember 2021/*December 31, 2021*			
	Dampak kenaikan (penurunan) terhadap liabilitas imbalan pasti/ *Impact on defined benefit liability - increase (decrease)*			
	Perubahan asumsi/ *Change in assumption*	Kenaikan asumsi/ *Increase in assumption*	Penurunan asumsi/ *Decrease in assumption*	
Tingkat diskonto	1%	(1.116.610)	1.097.002	Discount rate
Tingkat pertumbuhan gaji	1%	1.192.508	(1.216.455)	Salary growth rate

32. Pajak Penghasilan / 32. Income Tax

a. Beban (penghasilan) pajak Grup terdiri dari:

a. The Group's tax expense (benefit) consists of the following:

	2022	2021	
Pajak kini	496.375.868	113.176.737	Current tax
Pajak tangguhan	(194.191.249)	860.761	Deferred tax
Jumlah	302.184.619	114.037.498	Total

b. Pajak Kini

Rekonsiliasi antara laba sebelum pajak menurut laporan laba rugi dan penghasilan komprehensif lain konsolidasian dengan laba kena pajak (rugi fiskal) Perusahaan adalah sebagai berikut:

b. Current Tax

The reconciliation between profit before tax per consolidated statements of profit or loss and other comprehensive income and taxable income (fiscal loss) of the Company is as follows:

	2022	2021	
Laba sebelum pajak menurut laporan laba rugi dan penghasilan komprehensif lain konsolidasian	1.605.715.713	379.375.031	Profit before tax per consolidated statements of profit or loss and other comprehensive income
Laba sebelum pajak entitas anak	(1.530.361.290)	(233.445.456)	Profit before tax of subsidiaries
Laba sebelum pajak Perusahaan	75.354.423	145.929.575	Profit before tax of the Company
Perbedaan temporer:			Temporary differences:
Penyusutan dan amortisasi	(1.951.249)	(4.076.893)	Depreciation and amortization
Aset hak-guna	(44.172)	(70.350)	Right-of-use assets
Jumlah - bersih	(1.995.421)	(4.147.243)	Net
Perbedaan tetap:			Permanent differences:
Beban yang tidak dapat dikurangkan	1.644.974	4.309.610	Non-deductable expense
Pendapatan yang pajak penghasilannya bersifat final	(221.020)	(86.894)	Income already subjected to final income tax
Penghasilan yang tidak dikenakan pajak	(75.656.049)	(137.950.702)	Non-taxable income
Jumlah - bersih	(74.232.095)	(133.727.986)	Net
Laba kena pajak (rugi fiskal)	(873.093)	8.054.346	Taxable income (fiscal loss)
Beban pajak kini Perusahaan	-	1.530.326	Current tax expense of the Company
Beban pajak kini entitas anak	496.375.868	111.646.411	Current tax expense of the subsidiaries
Jumlah beban pajak kini	496.375.868	113.176.737	Total current tax expense

Pada tanggal 31 Maret 2020, Pemerintah Indonesia menerbitkan PP No. 1 Tahun 2020 dan pada tanggal 16 Mei 2020 telah ditetapkan sebagai UU No. 2 Tahun 2020 tentang Kebijakan Keuangan Negara dan Stabilitas Sistem Keuangan untuk Penanganan Pandemi *Corona Virus Disease* (Covid-19). Melalui peraturan ini, Pemerintah memutuskan beberapa kebijakan baru dan salah satunya terkait dengan penyesuaian tarif pajak penghasilan wajib pajak badan dalam negeri dan bentuk usaha tetap sebagai berikut:

- Tarif pajak penghasilan sebesar 22% yang berlaku pada tahun pajak 2020 dan 2021, dan
- Tarif pajak penghasilan sebesar 20% yang mulai berlaku pada tahun pajak 2022.

On March 31, 2020, the Government issued GR No. 1 Year 2020 and on May 16, 2020 was stipulated as Law No. 2 Year 2020 related to State Financial Policies and Financial System Stability to cope with Corona Virus Disease (Covid-19) pandemic. Through this regulation, the Government issued some new policies which, among others, related to the change in the corporate income tax rate for domestic taxpayers and permanent establishments as follows:

- Corporate income tax rate of 22% effective for 2020 and 2021 fiscal years, and
- Corporate income tax rate of 20% effective for 2022 fiscal year.

Pada tanggal 7 Oktober 2021, Dewan Perwakilan Rakyat Republik Indonesia mengesahkan Undang-Undang Harmonisasi Peraturan Perpajakan, yang antara lain menetapkan tarif pajak penghasilan badan sebesar 22% untuk tahun pajak 2022 dan seterusnya. Perusahaan sebagai wajib pajak perusahaan publik dalam negeri dengan jumlah saham beredar pada bursa efek di Indonesia paling sedikit 40% dan memenuhi persyaratan tertentu sebagaimana diatur berdasarkan Peraturan Pemerintah, memperoleh tarif 3% lebih rendah dari tarif pajak penghasilan badan yang disebutkan di atas.

On October 7, 2021, the House of Representatives of the Republic of Indonesia passed the Law on the Harmonization of Tax Regulations, which stipulates a corporate income tax rate of 22% for the fiscal year 2022 onwards, among others. The Company as a domestic public company taxpayer with a total number of shares on the stock exchange of Indonesia of at least 40% meeting certain requirements of Government Regulation, can avail of further 3% reduction from the tax rate as mentioned above.

Grup telah menerapkan perubahan tarif pajak penghasilan badan yang baru tersebut dalam perhitungan pajaknya.

The Group has adopted the change of the new corporate income tax rate in computing its income taxes.

Aset dan liabilitas pajak tangguhan Grup pada tanggal 31 Desember 2022 dan 2021 telah dihitung menggunakan tarif pajak yang diharapkan berlaku pada saat direalisasi.

The Group's deferred tax assets and liabilities as of December 31, 2022 and 2021 are measured at the tax rates that are expected to apply in the year when its realized.

c. Pajak Tangguhan

c. Deferred Tax

Rincian dari aset (liabilitas) pajak tangguhan Grup adalah sebagai berikut:

The details of the Group's deferred tax assets (liabilities) are as follows:

	1 Januari 2022/ *January 1, 2022*	Akuisisi Entitas Anak/ *Acquisition of Subsidiary*	Penyesuaian/ *Adjustment*	Selisih Kurs Penjabaran/ *Foreign Currency Translation Adjustment*	Dikreditkan (Dibebankan) ke/ *Credited (Charged) to* Laba Rugi/ *Profit or Loss*	Penghasilan Komprehensif Lain/ *Other Comprehensive Income*	31 Desember 2022/ *December 31, 2022*	
Entitas Induk								**Parent Company**
Aset (liabilitas) pajak tangguhan								Deferred tax assets (liabilities)
Rugi fiskal	-	-	-	-	165.888	-	165.888	Fiscal loss
Liabilitas imbalan kerja jangka panjang	1.228.862	-	-	-	-	-	1.228.862	Long-term employee benefits liability
Aset hak-guna	6.391	-	-	-	(3.071)	-	3.320	Right-of-use assets
Penyusutan dan amortisasi	(9.721.241)	-	-	-	(393.618)	-	(10.114.859)	Depreciation and amortization
Liabilitas pajak tangguhan - bersih	(8.485.988)	-	-	-	(230.801)	-	(8.716.789)	Deferred tax liabilities - net
Entitas Anak								**Subsidiaries**
Aset pajak tangguhan	24.957.283	-	306.829	(1.382.008)	(2.976.002)	40.306	20.946.408	Deferred tax assets
Liabilitas pajak tangguhan	(75.163.274)	(364.461.991)	(24)	1.504.504	197.398.052	-	(240.722.733)	Deferred tax liabilities

	1 Januari 2021/ *January 1, 2021*	Selisih Kurs Penjabaran/ *Foreign Currency Translation Adjustment*	Dikreditkan (Dibebankan) ke/ *Credited (Charged) to* Laba Rugi/ *Profit or Loss*	Dikreditkan (Dibebankan) ke/ *Credited (Charged) to* Penghasilan Komprehensif Lain/ *Other Comprehensive Income*	31 Desember 2021/ *December 31, 2021*	
Entitas Induk						**Parent Company**
Aset (liabilitas) pajak tangguhan						Deferred tax assets (liabilities)
Liabilitas imbalan kerja jangka panjang	1.228.862	-	-	-	1.228.862	Long-term employee benefits liability
Aset hak-guna	8.705	-	(2.314)	-	6.391	Right-of-use assets
Penyusutan dan amortisasi	(8.937.383)	-	(783.858)	-	(9.721.241)	Depreciation and amortization
Liabilitas pajak tangguhan - bersih	(7.699.816)	-	(786.172)	-	(8.485.988)	Deferred tax liabilities - net
Entitas Anak						**Subsidiaries**
Aset pajak tangguhan	27.576.318	224.469	(2.863.506)	20.002	24.957.283	Deferred tax assets
Liabilitas pajak tangguhan	(80.399.889)	2.443.043	2.788.917	4.655	(75.163.274)	Deferred tax liabilities

Manajemen berpendapat bahwa aset pajak tangguhan di atas dapat terpulihkan seluruhnya dengan penghasilan kena pajak di masa yang akan datang sebelum manfaat pajak tersebut berakhir.

Management believes that the above deferred tax assets can be fully recovered through future taxable income before the tax benefits expire.

Rekonsiliasi antara beban pajak dan hasil perkalian laba sebelum pajak Perusahaan dengan tarif pajak yang berlaku adalah sebagai berikut:

The reconciliation between the total tax expense and the amounts computed by applying the effective tax rate to profit before tax of the Company is as follows:

	2022	2021	
Laba sebelum pajak menurut laporan laba rugi dan penghasilan komprehensif lain konsolidasian	1.605.715.713	379.375.031	Profit before tax per consolidated statements of profit or loss and other comprehensive income
Laba sebelum pajak entitas anak	(1.530.361.290)	(233.445.456)	Profit before tax of subsidiaries
Laba sebelum pajak Perusahaan	75.354.423	145.929.575	Profit before tax of the Company
Beban pajak dengan tarif yang berlaku	14.317.340	27.726.619	Tax expense at effective tax rate
Pengaruh pajak atas perbedaan tetap:			Tax effect of permanent differences:
Beban yang tidak dapat dikurangkan	312.545	818.826	Non-deductable expense
Pendapatan yang pajak penghasilannya bersifat final	(41.994)	(16.510)	Income already subjected to final tax income
Penghasilan yang tidak dikenakan pajak	(14.374.649)	(26.210.633)	Non-taxable income
Penyesuaian	17.559	(1.804)	Adjustment
Jumlah beban pajak Perusahaan	230.801	2.316.498	Total tax expense of the Company
Beban pajak entitas anak	301.953.818	111.721.000	Tax expense of the subsidiaries
Jumlah beban pajak	302.184.619	114.037.498	Total tax expense

d. Taksiran Tagihan Pajak

Taksiran tagihan pajak Grup terdiri dari:

d. Estimated Claims for Tax Refund

The Group's estimated claims for tax refund consist of:

	2022	2021	
Perusahaan	6.557.835	6.714.236	The Company
Entitas anak	3.003.072	6.728.497	Subsidiaries
Jumlah	9.560.907	13.442.733	Total

Pada bulan April 2021, Perusahaan menerima Surat Ketetapan Lebih Bayar untuk pajak penghasilan badan tahun fiskal 2019 sebesar US$ 1.679.666.

In April 2021, the Company received Overpayment Assessment Letter for corporate income tax for fiscal year 2019 amounting to US$ 1,679,666.

33. Laba per Saham / 33. Earnings per Share

Perhitungan laba per saham dasar adalah sebagai berikut:

The calculation of basic earnings per share follows:

	2022	2021	
Laba yang dapat diatribusikan kepada pemilik entitas induk (dalam US$)	595.264.821	120.077.514	Profit attributable to owners of the parent company (in US$)
Rata-rata tertimbang jumlah saham beredar selama tahun berjalan	770.552.320	770.552.320	Weighted average number of shares outstanding during the year
Laba per saham dasar (dalam US$)	0,77	0,16	Basic earnings per share (in US$)

34. Transaksi dengan Pihak Berelasi / 34. Transactions with Related Parties

Sifat Pihak Berelasi / Nature of Relationship

Sifat hubungan dengan pihak berelasi adalah sebagai berikut:

The nature of the related party relationship is as follows:

a. berada di bawah pengendalian bersama melalui sebagian kepemilikan yang sama dan/atau memiliki sebagian direksi dan/atau komisaris yang sama dengan Grup.

a. under common control, i.e. having the same ownership and/or directors and/or commissioners with the Group.

b. perusahaan yang berada dibawah Grup Sinarmas.

b. the companies under the Sinarmas Group.

c. PT Indah Kiat Pulp & Paper Tbk, PT Pabrik Kertas Tjiwi Kimia Tbk, PT Pindo Deli Pulp and Paper Mills, PT Cakrawala Mega Indah, PT Oki Pulp & Paper Mills, dan PT Lontar Papyrus Pulp & Paper Industry adalah pihak berelasi karena hubungan keluarga dengan pemegang saham akhir, tetapi tidak memiliki pengaruh signifikan, kesamaan pengendalian dan kepemilikan.

c. PT Indah Kiat Pulp & Paper Tbk, PT Pabrik Kertas Tjiwi Kimia Tbk, PT Pindo Deli Pulp and Paper Mills, PT Cakrawala Mega Indah, PT Oki Pulp & Paper Mills, and PT Lontar Papyrus Pulp & Paper Industry are related parties due to family relationship of ultimate shareholders of the companies, but do not have significant influence, control and common ownership.

Tidak terdapat transaksi dengan pihak berelasi baik yang langsung atau tidak langsung berhubungan dengan kegiatan usaha utama Grup, yang didefinisikan sebagai transaksi benturan kepentingan berdasarkan peraturan OJK (POJK) No. 42/POJK.04/2020 tentang "Transaksi Afiliasi dan Transaksi Benturan Kepentingan".

There are no transactions with related parties that directly or indirectly related to the main business of the Group and identified as a conflict of interest based on OJK Regulation (POJK) No. 42/POJK.04/2020 regarding "Affiliated Transactions and Conflict of Interest Transactions".

Transaksi dengan Pihak Berelasi

Transactions with Related Parties

a. Akun-akun terkait transaksi dengan pihak berelasi adalah sebagai berikut:

a. The accounts involving transactions with related parties are as follows:

	2022	2021	Persentase terhadap Jumlah Aset/Liabilitas/ *Percentage to Total Assets/Liabilities* 2022 %	2021 %	
Aset Lancar					**Current Assets**
Kas dan setara kas					Cash and cash equivalents
PT Bank Sinarmas Tbk	55.098.161	176.029.384	0,86	5,85	PT Bank Sinarmas Tbk
Investasi jangka pendek					Short-term investments
PT Sinarmas Asset Management	9.743	10.350	0,00	0,00	PT Sinarmas Asset Management
Piutang usaha					Trade accounts receivable
PT SKS Listrik Kalimantan	16.177.380	15.073.282	0,25	0,50	PT SKS Listrik Kalimantan
PT DSSP Power Sumsel	12.823.990	10.950.438	0,20	0,36	PT DSSP Power Sumsel
PT Indah Kiat Pulp & Paper Tbk	11.452.569	24.161.968	0,18	0,80	PT Indah Kiat Pulp & Paper Tbk
MetRes Pty. Ltd.	4.958.810	-	0,08	-	MetRes Pty. Ltd.
PT DSSP Power Kendari	2.576.767	5.440.658	0,04	0,18	PT DSSP Power Kendari
PT Sinar Mas Agro Resources and Technology Tbk	2.452.523	1.765.033	0,04	0,06	PT Sinar Mas Agro Resources and Technology Tbk
PT Lontar Papyrus Pulp & Paper Industry	1.633.735	731.747	0,03	0,02	PT Lontar Papyrus Pulp & Paper Industry
PT Pindo Deli Pulp and Paper Mills	1.486.256	11.203.014	0,02	0,37	PT Pindo Deli Pulp and Paper Mills
PT Arara Abadi	1.301.963	435.569	0,02	0,01	PT Arara Abadi
PT Soci Mas	1.049.448	2.974	0,02	0,00	PT Soci Mas
PT Sinarmas Bio Energy	207.144	1.601.124	0,00	0,05	PT Sinarmas Bio Energy
PT Serpong Mas Telematika	69.278	3.357.012	0,00	0,11	PT Serpong Mas Telematika
Lain-lain (masing-masing kurang dari US$ 1.000.000)	6.049.324	7.150.597	0,09	0,24	Others (less than US$ 1,000,000 each)
Jumlah	62.239.187	81.873.416	0,09	2,72	Total
Piutang lain-lain					Other receivables
PT Smartfren Telecom Tbk	987.201	811.976	0,02	0,03	PT Smartfren Telecom Tbk
MetRes Pty. Ltd.	-	7.420.156	-	0,25	MetRes Pty. Ltd.
PT Datang DSSP Power Indonesia	-	4.202.257	-	0,14	PT Datang DSSP Power Indonesia
Lain-lain (masing-masing kurang dari US$ 100.000)	90.372	148.661	0,00	0,00	Others (less than US$ 100,000 each)
Subjumlah	1.077.573	12.583.050	0,02	0,42	Subtotal
Cadangan kerugian penurunan nilai	(47.677)	(52.561)	0,00	0,00	Allowance for impairment
Jumlah - bersih	1.029.896	12.530.489	0,02	0,42	Net
Uang muka					Advances
PT Smartfren Telecom Tbk	370.109	-	0,01	-	PT Smartfren Telecom Tbk
Lain-lain	7.376	210	0,00	0,00	Others
Jumlah	377.485	210	0,01	0,00	Total

	2022	2021	Persentase terhadap Jumlah Aset/Liabilitas/ *Percentage to Total Assets/Liabilities* 2022 %	2021 %	
Aset Lancar					**Current Assets**
Biaya dibayar dimuka dan aset lancar lainnya					Prepaid expenses and other current assets
PT Asuransi Sinar Mas	1.345.062	12.326	0,02	0,00	PT Asuransi Sinar Mas
PT Royal Oriental	333.523	355.891	0,01	0,01	PT Royal Oriental
PT Bumi Serpong Damai Tbk	92.327	99.726	0,00	0,00	PT Bumi Serpong Damai Tbk
PT Smart Telecom	27.856	75.993	0,00	0,00	PT Smart Telecom
PT Smartfren Telecom Tbk	27.238	-	0,00	-	PT Smartfren Telecom Tbk
PT Duta Pertiwi Tbk	26.724	9.692	0,00	0,00	PT Duta Pertiwi Tbk
PT Sinar Mas Teladan	14.925	-	0,00	-	PT Sinar Mas Teladan
PT Perwita Margasakti	6.059	954	0,00	0,00	PT Perwita Margasakti
PT Phinisindo Zamrud Nusantara	2.939	6.628	0,00	0,00	PT Phinisindo Zamrud Nusantara
Jumlah	1.876.653	561.210	0,03	0,01	Total
Aset Tidak Lancar					**Noncurrent Assets**
Piutang lain-lain jangka panjang					Long-term other receivables
Ravenswood Gold Group Pty. Ltd.	7.492.987	4.353.415	0,12	0,14	Ravenswood Gold Group Pty. Ltd.
MetRes Pty. Ltd.	-	10.873.505	-	0,36	MetRes Pty. Ltd.
Jumlah	7.492.987	15.226.920	0,12	0,51	Total
Investasi jangka panjang					Long-term investments
PT Smartfren Telecom Tbk	222.305.664	432.593.269	3,46	14,37	PT Smartfren Telecom Tbk
PT Datang DSSP Power Indonesia	153.748.421	140.642.420	2,39	4,67	PT Datang DSSP Power Indonesia
Ravenswood Gold Group Pty. Ltd.	62.730.618	34.309.532	0,98	1,14	Ravenswood Gold Group Pty. Ltd.
PT Satelit Nusantara Tiga	22.217.027	29.893.989	0,35	0,99	PT Satelit Nusantara Tiga
MetRes Pty. Ltd.	19.298.567	-	0,30	0,00	MetRes Pty. Ltd.
PT Bumi Serpong Damai Tbk	2.613.391	3.163.011	0,04	0,11	PT Bumi Serpong Damai Tbk
PT SKS Listrik Kalimantan	192.613	214.607	0,00	0,01	PT SKS Listrik Kalimantan
Lain-lain	125.493	133.785	0,00	0,00	Others
Jumlah	483.231.794	640.950.613	7,52	21,29	Total
Aset tidak lancar lain-lain					Other noncurrent assets
PT Royal Oriental	107.517	118.617	0,00	0,00	PT Royal Oriental
PT Bumi Serpong Damai Tbk	14.628	16.127	0,00	0,00	PT Bumi Serpong Damai Tbk
Lain-lain	11.785	-	0,00	-	Others
Jumlah	133.930	134.744	0,00	0,00	Total
Liabilitas Jangka Pendek					**Current Liabilities**
Utang usaha					Trade accounts payable
M Resources Pty. Ltd.	5.959.452	-	0,17	-	M Resources Pty. Ltd.
MetRes Pty. Ltd.	3.954.130	-	0,11	-	MetRes Pty. Ltd.
PT Soci Mas	1.678.027	3.788.607	0,05	0,30	PT Soci Mas
PT Cakrawala Mega Indah	1.613.660	1.921.180	0,05	0,15	PT Cakrawala Mega Indah
PT Indah Kiat Pulp & Paper Tbk	685.035	972.641	0,02	0,08	PT Indah Kiat Pulp & Paper Tbk
PT Smartfren Telecom Tbk	557.478	702.594	0,02	0,06	PT Smartfren Telecom Tbk
PT Swakarya Adhi Usaha	312.297	144.176	0,01	0,01	PT Swakarya Adhi Usaha
PT Serpong Mas Telematika	101.523	2.802.600	0,00	0,22	PT Serpong Mas Telematika
Lain-lain (masing-masing kurang dari US$ 100.000)	212.529	49.684	0,01	0,00	Others (less than US$ 100,000 each)
Jumlah	15.074.131	10.381.482	0,44	0,82	Total
Utang lain-lain					Other accounts payable
PT Smartfren Telecom Tbk	366.680	-	0,01	0,00	PT Smartfren Telecom Tbk
PT Smart Telecom	52.436	10.108	0,00	0,00	PT Smart Telecom
PT Royal Oriental	33.063	179	0,00	0,00	PT Royal Oriental
PT Saribumi Dewata Lestari	13.985	15.418	0,00	0,00	PT Saribumi Dewata Lestari
PT Indah Kiat Pulp & Paper Tbk	13.456	63.238	0,00	0,01	PT Indah Kiat Pulp & Paper Tbk
PT Binasawit Abadipratama	-	1.981.402	-	0,16	PT Binasawit Abadipratama
PT Ivo Mas Tunggal	-	1.673.043	-	0,13	PT Ivo Mas Tunggal
PT Purimas Sasmita	-	1.513.744	-	0,12	PT Purimas Sasmita
PT Sawit Mas Sejahtera	-	501.691	-	0,04	PT Sawit Mas Sejahtera
Lain-lain	14.926	21.852	0,00	0,00	Others
Jumlah	494.546	5.780.675	0,01	0,46	Total

	2022	2021	Persentase terhadap Jumlah Aset/Liabilitas/ *Percentage to Total Assets/Liabilities* 2022 %	2021 %	
Liabilitas Jangka Pendek					**Current Liabilities**
Uang muka pelanggan					Advances from customers
PT Tapian Nadenggan	6.030.000	651.196	0,18	0,05	PT Tapian Nadenggan
PT Ivo Mas Tunggal	4.064.840	353.166	0,12	0,03	PT Ivo Mas Tunggal
PT Wirakarya Sakti	3.957.910	801.188	0,12	0,06	PT Wirakarya Sakti
PT Sinar Mas Agro Resources and Technology Tbk	2.851.415	316.322	0,08	0,03	PT Sinar Mas Agro Resources and Technology Tbk
PT Sinar Kencana Inti Perkasa	2.850.869	104.460	0,08	0,01	PT Sinar Kencana Inti Perkasa
PT Sawit Mas Sejahtera	2.839.294	108.325	0,08	0,01	PT Sawit Mas Sejahtera
PT Agrokarya Prima Lestari	2.536.012	363.478	0,07	0,03	PT Agrokarya Prima Lestari
PT Arara Abadi	2.526.283	1.078.794	0,07	0,09	PT Arara Abadi
PT Djuandasawit Lestari	2.465.165	362.532	0,07	0,03	PT Djuandasawit Lestari
PT Kresna Duta Agroindo	2.396.458	284.509	0,07	0,02	PT Kresna Duta Agroindo
PT Mitrakarya Agroindo	2.348.460	303.999	0,07	0,02	PT Mitrakarya Agroindo
PT Kruing Lestari Jaya	2.182.881	236.970	0,06	0,02	PT Kruing Lestari Jaya
PT Binasawit Abadipratama	1.826.887	587.075	0,05	0,05	PT Binasawit Abadipratama
PT Harapan Rimba Raya	1.775.886	159.984	0,05	0,01	PT Harapan Rimba Raya
PT Bumi Sawit Permai	1.775.738	120.548	0,05	0,01	PT Bumi Sawit Permai
PT Agrolestari Sentosa	1.644.125	171.558	0,05	0,01	PT Agrolestari Sentosa
PT Sumber Indahperkasa	1.641.811	75.450	0,05	0,01	PT Sumber Indahperkasa
PT Ramajaya Pramukti	1.582.355	48.006	0,05	0,00	PT Ramajaya Pramukti
PT Sawitakarya Manunggul	1.560.051	115.828	0,05	0,01	PT Sawitakarya Manunggul
PT Kencana Graha Permai	1.349.297	156.916	0,04	0,01	PT Kencana Graha Permai
PT Bumi Permai Lestari	1.329.529	129.448	0,04	0,01	PT Bumi Permai Lestari
PT Persada Graha Mandiri	1.284.008	153.776	0,04	0,01	PT Persada Graha Mandiri
PT Paramitra Internusa Pratama	1.271.370	93.692	0,04	0,01	PT Paramitra Internusa Pratama
PT Agrolestari Mandiri	1.128.418	140.883	0,03	0,01	PT Agrolestari Mandiri
PT Buana Wiralestari Mas	1.074.790	129.054	0,03	0,01	PT Buana Wiralestari Mas
PT Bahana Karya Semesta	1.009.522	-	0,03	-	PT Bahana Karya Semesta
PT Forestalestari Dwikarya	1.000.308	129.847	0,03	0,01	PT Forestalestari Dwikarya
PT Bumipalma Lestaripersada	995.127	-	0,03	-	PT Bumipalma Lestaripersada
PT Palmindo Billiton Berjaya	904.734	91.594	0,03	0,01	PT Palmindo Billiton Berjaya
PT Primatama Kreasimas	815.646	70.215	0,02	0,00	PT Primatama Kreasimas
PT Buana Artha Sejahtera	775.836	149.236	0,02	0,01	PT Buana Artha Sejahtera
PT Meganusa Intisawit	748.553	73.308	0,02	0,01	PT Meganusa Intisawit
PT Buana Adhitama	698.448	110.130	0,02	0,01	PT Buana Adhitama
PT Maskapai Perkebunan Leidong West Indonesia	683.408	63.600	0,02	0,00	PT Maskapai Perkebunan Leidong West Indonesia
PT Kartika Prima Cipta	683.170	56.805	0,02	0,00	PT Kartika Prima Cipta
PT Prisma Cipta Mandiri	678.248	40.010	0,02	0,00	PT Prisma Cipta Mandiri
PT Bangun Nusa Mandiri	613.889	112.233	0,02	0,01	PT Bangun Nusa Mandiri
PT Satya Kisma Usaha	590.523	173.158	0,02	0,01	PT Satya Kisma Usaha
PT Finnantara Intiga	581.495	49.871	0,02	0,00	PT Finnantara Intiga
PT Rimba Rayatama Jaya	569.488	36.968	0,02	0,00	PT Rimba Rayatama Jaya
PT Agrolestari Subur Sejahtera	503.547	66.124	0,01	0,01	PT Agrolestari Subur Sejahtera
PT Cahayanusa Gemilang	467.520	54.600	0,01	0,00	PT Cahayanusa Gemilang
PT Aditunggal Mahajaya	397.972	-	0,01	-	PT Aditunggal Mahajaya
PT Sumalindo Hutani Jaya	324.152	-	0,01	-	PT Sumalindo Hutani Jaya
PT Mitranusa Permata	255.415	-	0,01	-	PT Mitranusa Permata
PT Kharisma Riau Sentosa Prima	103.261	-	0,00	-	PT Kharisma Riau Sentosa Prima
Lain-lain	32.463	76.709	0,00	0,01	Others
Jumlah	69.726.577	8.401.565	2,03	0,65	Total
Beban akrual					Accrued expenses
PT Serpong Mas Telematika	94.795	74.723	0,00	0,01	PT Serpong Mas Telematika
PT Cakrawala Mega Indah	7.021	44.277	0,00	0,00	PT Cakrawala Mega Indah
PT Wirakarya Sakti	-	156.000	-	0,01	PT Wirakarya Sakti
Lain-lain	3.946	1.566	0,00	0,00	Others
Jumlah	105.762	276.566	0,00	0,02	Total

	2022	2021	Persentase terhadap Jumlah Pendapatan/Beban yang Bersangkutan/ *Percentage to Total Respective Revenues/Expenses* 2022 %	2021 %	
Pendapatan usaha					Revenues
PT Indah Kiat Pulp & Paper Tbk	149.895.568	139.004.695	2,52	6,42	PT Indah Kiat Pulp & Paper Tbk
MetRes Pty. Ltd.	115.507.124	-	1,94	-	MetRes Pty. Ltd.
PT DSSP Power Sumsel	43.723.580	43.041.355	0,73	1,99	PT DSSP Power Sumsel
PT Lontar Papyrus Pulp & Paper Industry	25.143.354	20.062.273	0,42	0,93	PT Lontar Papyrus Pulp & Paper Industry
PT SKS Listrik Kalimantan	24.915.822	22.429.332	0,42	1,04	PT SKS Listrik Kalimantan
PT DSSP Power Kendari	23.710.286	23.416.980	0,40	1,08	PT DSSP Power Kendari
PT Sinar Mas Agro Resources and Technology Tbk	21.115.696	12.432.707	0,35	0,57	PT Sinar Mas Agro Resources and Technology Tbk
PT Pindo Deli Pulp and Paper Mills	15.968.711	26.823.590	0,27	1,24	PT Pindo Deli Pulp and Paper Mills
PT Pabrik Kertas Tjiwi Kimia Tbk	9.900.747	29.897.748	0,17	1,38	PT Pabrik Kertas Tjiwi Kimia Tbk
PT Soci Mas	8.521.117	4.235.573	0,14	0,20	PT Soci Mas
PT Ivo Mas Tunggal	6.096.257	5.701.800	0,10	0,26	PT Ivo Mas Tunggal
PT Arara Abadi	4.946.992	2.122.212	0,08	0,10	PT Arara Abadi
PT Sinarmas Bio Energy	4.845.221	4.824.870	0,08	0,22	PT Sinarmas Bio Energy
PT Tapian Nadenggan	4.394.029	5.158.757	0,07	0,24	PT Tapian Nadenggan
PT Binasawit Abadipratama	3.538.846	2.160.407	0,06	0,10	PT Binasawit Abadipratama
PT Wirakarya Sakti	3.358.468	1.739.608	0,06	0,08	PT Wirakarya Sakti
PT Sinar Syno Kimia	3.165.320	1.819.439	0,05	0,08	PT Sinar Syno Kimia
PT Djuandasawit Lestari	2.528.641	1.264.735	0,04	0,06	PT Djuandasawit Lestari
PT Kruing Lestari Jaya	2.192.129	1.635.657	0,04	0,08	PT Kruing Lestari Jaya
PT Agrokarya Primalestari	2.147.816	752.505	0,04	0,03	PT Agrokarya Primalestari
PT Sinar Kencana Inti Perkasa	2.113.447	1.694.241	0,04	0,08	PT Sinar Kencana Inti Perkasa
PT Kresna Duta Agroindo	1.913.890	1.591.378	0,03	0,07	PT Kresna Duta Agroindo
PT Sumber Indahperkasa	1.887.085	1.518.534	0,03	0,07	PT Sumber Indahperkasa
PT Bumipermai Lestari	1.585.789	815.248	0,03	0,04	PT Bumipermai Lestari
PT Forestalestari Dwikarya	1.487.333	289.281	0,02	0,01	PT Forestalestari Dwikarya
PT Harapan Rimba Raya	1.392.862	1.504.707	0,02	0,07	PT Harapan Rimba Raya
PT Satya Kisma Usaha	1.380.895	634.756	0,02	0,03	PT Satya Kisma Usaha
PT Primatama Kreasimas	1.287.360	627.794	0,02	0,03	PT Primatama Kreasimas
PT Sawit Mas Sejahtera	1.196.842	1.366.634	0,02	0,06	PT Sawit Mas Sejahtera
PT Agrolestari Sentosa	1.143.721	1.867.229	0,02	0,09	PT Agrolestari Sentosa
PT Bumi Sawit Permai	1.047.229	1.223.507	0,02	0,06	PT Bumi Sawit Permai
PT Buana Wiralestari Mas	807.495	969.577	0,01	0,04	PT Buana Wiralestari Mas
PT Persada Graha Mandiri	792.483	360.935	0,01	0,02	PT Persada Graha Mandiri
PT Mitrakarya Agroindo	771.392	617.849	0,01	0,03	PT Mitrakarya Agroindo
PT Buana Adhitama	753.204	345.627	0,01	0,02	PT Buana Adhitama
PT Oki Pulp & Paper Mills	673.085	881.228	0,01	0,04	PT Oki Pulp & Paper Mills
PT Palmindo Billiton Berjaya	644.258	116.423	0,01	0,01	PT Palmindo Billiton Berjaya
PT Agrolestari Subur Sejahtera	639.082	71.740	0,01	0,00	PT Agrolestari Subur Sejahtera
PT Kencana Graha Permai	610.256	957.401	0,01	0,04	PT Kencana Graha Permai
PT Buana Artha Sejahtera	546.722	776.212	0,01	0,04	PT Buana Artha Sejahtera
PT Maskapai Perkebunan Leidong West Indonesia	447.834	335.426	0,01	0,02	PT Maskapai Perkebunan Leidong West Indonesia
PT Prisma Cipta Mandiri	447.508	458.054	0,01	0,02	PT Prisma Cipta Mandiri
PT Kartika Prima Cipta	443.220	254.827	0,01	0,01	PT Kartika Prima Cipta
PT Agrolestari Mandiri	392.986	667.602	0,01	0,03	PT Agrolestari Mandiri
PT Paramitra Internusa Pratama	358.318	436.409	0,01	0,02	PT Paramitra Internusa Pratama
PT Satrindo Jaya Agropalma	302.022	262.445	0,01	0,01	PT Satrindo Jaya Agropalma
PT Bangun Nusa Mandiri	278.036	180.578	0,00	0,01	PT Bangun Nusa Mandiri
PT Sawitakarya Manunggul	250.141	765.861	0,00	0,04	PT Sawitakarya Manunggul
PT Ramajaya Pramukti	238.153	1.285.874	0,00	0,06	PT Ramajaya Pramukti
PT Satria Perkasa Agung	224.511	95.536	0,00	0,00	PT Satria Perkasa Agung
PT Sumalindo Hutani Jaya Tbk	222.515	193.008	0,00	0,01	PT Sumalindo Hutani Jaya Tbk
PT Finnantara Intiga	204.129	143.712	0,00	0,01	PT Finnantara Intiga
PT Cahayanusa Gemilang	188.204	124.736	0,00	0,01	PT Cahayanusa Gemilang
PT Smartfren Telecom Tbk	161.544	109.430	0,00	0,01	PT Smartfren Telecom Tbk
PT Meganusa Intisawit	153.538	940.579	0,00	0,04	PT Meganusa Intisawit
PT Rimba Rayatama Jaya	153.323	529.186	0,00	0,02	PT Rimba Rayatama Jaya
PT Aditunggal Mahajaya	111.562	190.604	0,00	0,01	PT Aditunggal Mahajaya
PT Mitranusa Permata	71.512	300.325	0,00	0,01	PT Mitranusa Permata
PT Kharisma Riau Sentosa Prima	13.168	118.788	0,00	0,01	PT Kharisma Riau Sentosa Prima
PT Bumipalma Lestaripersada	5.164	597.421	0,00	0,03	PT Bumipalma Lestaripersada
PT Smart Telecom	3.756	222.720	0,00	0,01	PT Smart Telecom
PT Energi Sejahtera Mas	-	890.117	-	0,04	PT Energi Sejahtera Mas
Lain-lain (masing-masing kurang dari US$ 100.000)	178.444	118.344	0,00	0,00	Others (less than US$ 100,000 each)
Jumlah	503.139.742	375.976.126	8,45	17,38	Total

	2022	2021	Persentase terhadap Jumlah Pendapatan/Beban yang Bersangkutan/ *Percentage to Total Respective Revenues/Expenses* 2022 %	2021 %	
Beban pokok penjualan					Cost of revenues
PT Cakrawala Mega Indah	13.099.008	7.919.744	0,40	0,63	PT Cakrawala Mega Indah
PT Soci Mas	10.390.613	8.528.041	0,31	0,68	PT Soci Mas
PT Asuransi Sinar Mas	1.346.609	9.036	0,04	0,00	PT Asuransi Sinar Mas
PT Serpong Mas Telematika	943.648	804.616	0,03	0,06	PT Serpong Mas Telematika
PT Dami Mas Sejahtera	-	221.280	-	0,02	PT Dami Mas Sejahtera
Lain-lain (masing-masing kurang dari US$ 100.000)	149.827	214.077	0,00	0,02	Others (less than US$ 100,000 each)
Jumlah	25.929.705	17.696.794	0,78	1,41	Total
Beban penjualan					Selling expenses
PT Wirakarya Sakti	936.000	936.000	0,19	0,37	PT Wirakarya Sakti
PT Asuransi Sinar Mas	-	-	-	-	PT Asuransi Sinar Mas
Lain-lain (masing-masing kurang dari US$ 100.000)	148.180	148.180	0,03	0,05	Others (less than US$ 100,000 each)
Jumlah	1.084.180	1.084.180	0,22	0,42	Total
Beban umum dan administrasi					General and administrative expenses
PT Royal Oriental	1.391.351	991.276	0,38	0,64	PT Royal Oriental
PT Bumi Serpong Damai Tbk	287.941	262.121	0,08	0,16	PT Bumi Serpong Damai Tbk
PT Asuransi Sinar Mas	212.869	223.725	0,06	0,15	PT Asuransi Sinar Mas
PT Smartfren Telecom Tbk	180.842	91.518	0,05	0,06	PT Smartfren Telecom Tbk
Lain-lain (masing-masing kurang dari US$ 100.000)	7.166	3.167	0,00	0,00	Others (less than US$ 100,000 each)
Jumlah	2.080.169	1.571.807	0,57	1,01	Total

b. Grup mengasuransikan sebagian persediaan dan aset tetap (kecuali tanah), kepada PT Asuransi Sinar Mas dan PT Asuransi Sinar Mas Syariah (Catatan 8 dan 13).

c. Grup mengadakan perjanjian jual beli batubara dengan pihak berelasi (Catatan 36).

d. Gaji dan imbalan kerja jangka pendek yang diberikan kepada dewan komisaris dan direksi Perusahaan untuk tahun-tahun yang berakhir 31 Desember 2022 dan 2021 masing-masing sebesar US$ 3.352.078 dan US$ 3.961.418.

b. The Group has insured part of its inventories and property, plant, and equipment (except land) with PT Asuransi Sinar Mas and PT Asuransi Sinar Mas Syariah (Notes 8 and 13).

c. The Group entered into coal sales and purchase agreements with related parties (Note 36).

d. Salaries and other short-term employee benefits provided to the Company's board of commissioners and directors for the years ended December 31, 2022 and 2021 amounted to US$ 3,352,078 and US$ 3,961,418, respectively.

35. Tujuan dan Kebijakan Manajemen Risiko Keuangan

Risiko-risiko utama yang timbul dari instrumen keuangan yang dimiliki Grup adalah risiko suku bunga, risiko nilai tukar, risiko likuiditas, dan risiko kredit. Kegiatan operasional Grup dijalankan secara berhati-hati dengan mengelola risiko-risiko tersebut agar tidak menimbulkan potensi kerugian bagi Grup.

35. Financial Risk Management Objectives and Policies

The main risks arising from the Group's financial instruments are interest rate risk, foreign exchange risk, liquidity risk and credit risk. The operational activities of the Group are managed in a prudential manner by managing those risks to minimize potential losses.

Manajemen risiko merupakan tanggung jawab Direksi. Direksi bertugas menentukan prinsip dasar kebijakan manajemen risiko Grup secara keseluruhan serta kebijakan pada area tertentu, seperti risiko nilai tukar, risiko suku bunga, risiko kredit, dan risiko likuiditas.

Risk management is the responsibility of the Board of Directors (BOD). The BOD has the responsibility to determine the basic principles of the Group's risk management as well as principles covering specific areas, such as foreign exchange risk, interest rate risk, credit risk, and liquidity risk.

Risiko Suku Bunga

Interest Rate Risk

Risiko suku bunga adalah risiko dimana nilai wajar atau arus kas kontraktual masa datang dari suatu instrumen keuangan akan terpengaruh akibat perubahan suku bunga pasar. Eksposur Grup yang terpengaruh risiko suku bunga terutama terkait dengan pinjaman bank.

Interest rate risk is the risk that the fair value or contractual future cash flows of a financial instrument will be affected due to changes in market interest rates. The Group's exposure to interest rate risk relates primarily to bank loans.

Untuk meminimalkan risiko suku bunga, Grup mengelola beban bunga melalui kombinasi utang dengan suku bunga tetap dan suku bunga variabel. Manajemen Grup juga melakukan penelaahan atas suku bunga yang telah ditetapkan, apabila suku bunga pasar turun secara signifikan, manajemen Grup akan melakukan negosiasi untuk menurunkan suku bunga tersebut. Manajemen Grup juga secara terus-menerus melakukan penelaahan pasar keuangan untuk mendapatkan sumber pendanaan yang optimal dengan suku bunga yang menguntungkan bagi Grup.

To minimize interest rate risk, the Group manages interest cost through a mix of fixed-rate and variable-rate debts. Management of the Group also conducts assessments on such rates and if market interest rate decreases significantly, management of the Group would negotiate with creditors for a reduction in interest rates. Management also continuously assesses conditions in the financial markets for opportunities to obtain optimal funding sources in terms of the interest rate for the Group's benefit.

Tabel berikut adalah nilai tercatat, berdasarkan jatuh temponya, liabilitas keuangan Grup yang terpapar risiko arus kas karena perubahan suku bunga pada tanggal 31 Desember 2022 dan 2021:

The following table sets out the carrying amount, by maturity, of the Group's financial liabilities that are exposed to interest rate risk as of December 31, 2022 and 2021:

	Suku bunga mengambang/*Floating interest rate*						
	31 Desember 2022/*December 31, 2022*			31 Desember 2021/*December 31, 2021*			
	Kurang dari atau sama dengan 1 tahun/ *Within 1 year*	Lebih dari 1 tahun/ *More than 1 year*	Jumlah/ *Total*	Kurang dari atau sama dengan 1 tahun/ *Within 1 year*	Lebih dari 1 tahun/ *More than 1 year*	Jumlah/ *Total*	
Liabilitas							**Liabilities**
Utang bank dan lembaga keuangan	38.010.000	137.550.000	175.560.000	51.175.000	44.860.000	96.035.000	Loans from banks and financial institution

Pada tanggal 31 Desember 2022 dan 2021, apabila suku bunga atas pinjaman dengan suku bunga mengambang meningkat/menurun sebesar 1% dan variabel lain tetap, maka laba/rugi sebelum pajak untuk tahun berjalan akan lebih rendah/tinggi masing-masing sebesar US$ 1.565.386 dan US$ 986.862, terutama sebagai akibat tingginya/rendahnya beban bunga dari pinjaman dengan suku bunga mengambang.

As of December 31, 2022 and 2021, if interest rates on borrowings at variable rate had been higher/lower by 1%, with all other variables held constant, profit/loss before tax for the year would have been lower/higher by US$ 1,565,386 and US$ 986,862, respectively, mainly as a result of higher/lower interest expense on floating rate borrowings.

Risiko Nilai Tukar

Foreign Exchange Risk

Risiko nilai tukar adalah risiko dimana nilai wajar atau arus kas kontraktual masa datang dari suatu instrumen keuangan akan terpengaruh akibat perubahan nilai tukar.

Foreign exchange rate risk is the risk that the fair value or future contractual cash flows of a financial instrument will fluctuate because of changes in foreign exchange rates.

Grup memiliki eksposur dalam mata uang asing yang timbul dari transaksi operasionalnya. Eksposur tersebut timbul karena transaksi yang bersangkutan dilakukan dalam mata uang selain mata uang fungsional unit operasional atau pihak lawan. Sebagian dari risiko ini dikelola menggunakan lindung nilai alamiah yang berasal dari aset dan liabilitas moneter dalam mata uang asing yang sama.

The Group has transactional currency exposures. Such exposure arises when the transaction is denominated in currencies other than the functional currency of the operating unit or the counterparty. These exposures are managed partly by using natural hedges that arise from monetary assets and liabilities in the same foreign currency.

Pada tanggal 31 Desember 2022 dan 2021, Grup mempunyai aset dan liabilitas moneter dalam mata uang asing sebagai berikut:

As of December 31, 2022 and 2021, the Group has monetary assets and liabilities denominated in foreign currencies as follows:

		31 Desember 2022/*December 31, 2022*		31 Desember 2021/*December 31, 2021*		
	Mata uang asal/ *Original currency*	Saldo dalam mata uang asal/ *Balance in original currency*	Ekuivalen dalam US$/ *Equivalent in US$*	Saldo dalam mata uang asal/ *Balance in original currency*	Ekuivalen dalam US$/ *Equivalent in US$*	
Aset						Assets
Kas dan setara kas	IDR	1.387.662.612.612	88.211.975	1.250.248.552.241	87.619.913	Cash and cash equivalents
	AUD	66.323.178	44.609.009	25.099.815	18.194.868	
	CNY	3.415.801	490.107	6.995.322	1.097.188	
	SGD	2.092.728	1.551.032	1.415.737	1.045.136	
Investasi jangka pendek	IDR	52.437.267.133	3.333.372	49.434.033.600	3.464.271	Short-term investments
	AUD	998.497	671.590	22.788.055	16.519.072	
Piutang usaha	IDR	2.582.535.656.184	164.168.662	1.918.799.363.836	134.473.289	Trade accounts receivable
	AUD	2.073.666	1.394.749	18.037	13.075	
	GBP	125.443	150.920	140.000	188.384	
Piutang lain-lain						Other receivables
(termasuk lancar dan tidak lancar)	IDR	226.117.707.161	14.374.020	148.841.001.130	10.431.074	(including current and noncurrent)
	AUD	11.184.199	7.522.499	31.476.598	22.817.401	
	CNY	8.880.001	1.274.123	2.240.058	351.344	
	SGD	1.106	820	1.184	874	
Aset lancar lainnya	IDR	1.228.721.399.873	78.108.283	22.149.226.478	1.552.262	Other current assets
Aset tidak lancar lain-lain	IDR	308.700.712.574	19.623.718	315.420.968.119	22.105.331	Other noncurrent assets
	AUD	31.202.414	20.986.762	19.625.694	14.226.675	
	CNY	562.529	80.713	770.087	120.785	
Jumlah Aset			446.552.353		334.220.942	Total Assets
Liabilitas						Liabilities
Utang bank dan lembaga keuangan						Short-term loans from banks and
jangka pendek	IDR	53.612.097.474	3.408.054	73.032.637.437	5.118.273	financial institution
	AUD	5.919.574	3.981.509	1.587.932	1.151.093	
Utang usaha	IDR	3.610.361.693.170	229.506.178	1.874.810.808.115	131.390.483	Trade accounts payable
	AUD	94.153.251	63.327.533	20.533.115	14.884.465	
	CNY	24.430.694	3.505.372	-	-	
	JPY	2.498.807	18.675	-	-	
	SGD	12.217	9.055	2.683	1.981	
	GBP	6.868	8.263	516.148	694.530	
Utang lain-lain (termasuk jangka pendek						Other accounts payable
dan jangka panjang)	IDR	639.661.592.026	40.662.488	836.003.754.402	58.588.812	(including current and noncurrent)
	AUD	49.894.926	33.559.357	18.544.457	13.442.886	
	SGD	140.559	104.176	72.398	53.446	
	EUR	1.700	1.806	-	-	
Utang pajak	IDR	132.962.184.141	8.452.241	185.094.515.076	12.971.793	Taxes payable
	SGD	7.646	5.667	80.864	59.696	
	AUD	-	-	6.330.257	4.588.806	
Beban akrual	IDR	720.328.038.521	45.790.353	620.597.288.032	43.492.697	Accrued expenses
	CNY	6.361.997	912.834	3.375.038	529.361	
	AUD	478.552.290	321.874.556	62.741.001	45.480.982	
	SGD	3.751.396	2.780.359	50.197.242	494.695	
	EUR	9.696	10.301	9.563	10.808	
	GBP	124.759	150.098	124.760	167.877	
Liabilitas sewa pembiayaan	IDR	16.814.908.292	1.068.903	20.638.203.846	1.446.367	Lease liabilities
Liabilitas imbalan kerja						Long-term employee
jangka panjang	IDR	137.338.178.544	8.730.416	115.201.532.136	8.073.553	benefits liability
Utang bank dan lembaga keuangan						Long-term loans from banks and
jangka panjang (termasuk jangka						financial institution (including
pendek dan jangka panjang)	IDR	1.617.023.353.549	102.792.152	933.447.150.000	65.417.840	current and long-term portion)
Utang jangka panjang lainnya	AUD	7.544.067	5.074.144	9.110.480	6.604.191	Other long-term payables
Jumlah Liabilitas			875.734.489		414.664.635	Total Liabilities
Jumlah Liabilitas - bersih			(429.182.135)		(80.443.693)	Net Liabilities

Pada tanggal 31 Desember 2022 dan 2021, kurs konversi yang digunakan Grup diungkapkan pada Catatan 2d atas laporan keuangan konsolidasian.

As of December 31, 2022 and 2021, the conversion rates used by the Group were disclosed in Note 2d to the consolidated financial statements.

Pada tanggal 31 Desember 2022 dan 2021, jika mata uang Rupiah melemah/menguat masing-masing sebesar 2% dan 1% terhadap Dolar Amerika Serikat (US$) dengan variabel lain konstan, laba sebelum pajak untuk tahun berjalan akan lebih rendah/tinggi masing-masing sebesar US$ 1.451.815 dan US$ 668.537.

As of December 31, 2022 and 2021, if the Rupiah currency had weakened/strengthened by 2% and 1%, respectively, against the U.S. Dollar (US$) with all other variables held constant, profit before tax for the year would have been lower/higher by US$ 1,451,815 and US$ 668,537, respectively.

Risiko Kredit

Credit Risk

Risiko kredit adalah risiko bahwa Grup akan mengalami kerugian yang timbul dari pelanggan atau pihak lawan akibat gagal memenuhi liabilitas kontraktualnya. Manajemen berpendapat bahwa tidak terdapat risiko kredit yang terkonsentrasi secara signifikan. Grup mengendalikan risiko kredit dengan cara melakukan hubungan usaha dengan pihak lain yang memiliki kredibilitas, menetapkan kebijakan verifikasi dan otorisasi kredit, serta memantau kolektibilitas piutang secara berkala untuk mengurangi jumlah piutang tak tertagih.
Berikut adalah eksposur laporan posisi keuangan konsolidasian yang terkait risiko kredit pada tanggal 31 Desember 2022 dan 2021:

Credit risk is the risk that the Group will incur a loss arising from the customers or counterparties who fail to fulfill their contractual obligations. Management believes that there are no significant concentrations of credit risk. The Group manages and controls the credit risk by dealing only with recognized and credit worthy parties, setting internal policies on verifications and authorizations of credit, and regularly monitoring the collectibility of receivables to reduce the exposure to bad debts.

The table below shows the consolidated statements of financial position exposures related to credit risk as of December 31, 2022 and 2021:

	31 Desember 2022/ *December 31, 2022*		31 Desember 2021/ *December 31, 2021*		
	Jumlah Bruto/ *Gross Amounts*	Jumlah Neto/ *Net Amounts*	Jumlah Bruto/ *Gross Amounts*	Jumlah Neto/ *Net Amounts*	
Diukur pada nilai wajar melalui laba rugi					*At FVPL*
Investasi jangka pendek	4.004.962	4.004.962	4.983.438	4.983.438	Short-term investments
Investasi jangka panjang	66.747	66.747	73.586	73.586	Long-term investments
Aset keuangan pada biaya perolehan diamortisasi					*Financial assets at amortized cost*
Bank dan deposito berjangka	1.084.484.861	1.084.484.861	521.208.004	521.208.004	Banks and time deposits
Piutang usaha	543.446.904	532.601.807	266.990.011	254.907.523	Trade accounts receivable
Piutang lain-lain					Other receivables
(termasuk lancar dan tidak lancar)	150.899.308	121.804.063	112.045.572	80.893.991	(included current and noncurrent)
Aset tidak lancar lain-lain	56.931.883	56.931.883	49.709.059	49.709.059	Other noncurrent assets
Diukur pada nilai wajar melalui penghasilan komprehensif lain					*At FVOCI*
Investasi jangka pendek	37.132.815	37.132.815	85.734.608	85.734.608	Short-term investments
Investasi jangka panjang	547.254.681	547.254.681	482.023.894	482.023.894	Long-term investments
Jumlah	2.424.222.161	2.384.281.819	1.522.768.172	1.479.534.103	Total

Risiko Likuiditas

Liquidity Risk

Risiko likuiditas adalah risiko kerugian yang timbul apabila Grup tidak memiliki arus kas yang cukup untuk memenuhi liabilitas.

Liquidity risk is a risk arising when the cash flow position of the Group is not enough to cover the liabilities which become due.

Dalam pengelolaan risiko likuiditas, manajemen memantau dan menjaga jumlah kas dan setara kas yang dianggap memadai untuk membiayai operasional Grup dan untuk mengatasi dampak fluktuasi arus kas. Manajemen juga melakukan evaluasi berkala atas proyeksi arus kas dan arus kas aktual, termasuk jadwal jatuh tempo utang. Manajemen tidak mengharapkan bahwa arus kas dalam analisa jatuh tempo tersebut terjadi jauh lebih awal, atau dalam jumlah yang berbeda secara signifikan.

In the management of liquidity risk, management monitors and maintains a level of cash and cash equivalents deemed adequate to finance the Group's operations and to mitigate the effects of fluctuation in cash flows. Management also regularly evaluates the projected and actual cash flows, including loan maturity profiles. It is not expected that the cash flows included in the maturity analysis could occur significantly earlier, or at significantly different amounts.

Berikut adalah jadwal jatuh tempo liabilitas keuangan konsolidasian berdasarkan pembayaran kontraktual yang tidak didiskontokan pada tanggal 31 Desember 2022 dan 2021:

The table below summarizes the maturity profile of consolidated financial liabilities based on contractual undiscounted payments as of December 31, 2022 and 2021:

	31 Desember 2022/*December 31, 2022*							
	<= 1 tahun/ *<= 1 year*	>1 tahun-2 tahun/ *>1-2 years*	>2 tahun-5 tahun/ *>2-5 years*	> 5 tahun/ *> 5 years*	Jumlah/ *Total*	Biaya transaksi/ *Transaction costs*	Nilai tercatat/ *As reported*	
Liabilitas								**Liabilities**
Utang bank dan lembaga keuangan (jangka pendek dan jangka panjang)	413.539.845	276.764.553	340.165.062	20.305.405	1.050.774.865	(22.722.200)	1.028.052.665	Bank loans and financial institution (short-term and long-term)
Utang usaha	376.839.973	-	-	-	376.839.973	-	376.839.973	Trade accounts payable
Utang lain-lain	74.553.567	148.089.014	-	-	222.642.581	-	222.642.581	Other accounts payable
Beban akrual	382.017.485	-	-	-	382.017.485	-	382.017.485	Accrued expenses
Senior Secured Notes	-	-	346.308.000	-	346.308.000	(8.081.774)	338.226.226	Senior Secured Notes
Utang jangka panjang lainnya (jangka pendek dan jangka panjang)	1.099.374	3.974.770	-	-	5.074.144	-	5.074.144	Other long-term payable (short-term and long-term)
Jumlah	1.248.050.244	428.828.337	686.473.062	20.305.405	2.383.657.048	(30.803.974)	2.352.853.074	**Total**

	31 Desember 2021/*December 31, 2021*							
	<= 1 tahun/ *<= 1 year*	>1 tahun-2 tahun/ *>1-2 years*	>2 tahun-5 tahun/ *>2-5 years*	> 5 tahun/ *> 5 years*	Jumlah/ *Total*	Biaya transaksi/ *Transaction costs*	Nilai tercatat/ *As reported*	
Liabilitas								**Liabilities**
Utang bank dan lembaga keuangan (jangka pendek dan jangka panjang)	181.077.577	46.881.806	95.825.756	24.884.715	348.669.854	(2.691.911)	345.977.943	Bank loans and financial institution (short-term and long-term)
Utang usaha	204.400.355	-	-	-	204.400.355	-	204.400.355	Trade accounts payable
Utang lain-lain	73.270.500	9.218.382	-	-	82.488.882	-	82.488.882	Other accounts payable
Beban akrual	97.425.843	-	-	-	97.425.843	-	97.425.843	Accrued expenses
Utang jangka panjang lainnya (jangka pendek dan jangka panjang)	1.731.887	1.794.760	3.077.544	-	6.604.191	-	6.604.191	Other long-term payable (short-term and long-term)
Jumlah	557.906.162	57.894.948	98.903.300	24.884.715	739.589.125	(2.691.911)	736.897.214	**Total**

36. Perjanjian Penting

a. Pada tanggal 16 Januari 1991, PT Supra Veritas (SV) yang merupakan salah satu pemegang saham pendiri (Pendiri) PT Bumi Serpong Damai Tbk (BSD City) dan pemegang ijin lokasi beserta para Pendiri BSD City lainnya telah menandatangani perjanjian kerjasama dengan BSD City. Perjanjian kerjasama tersebut telah mengalami beberapa kali perubahan yaitu berdasarkan perjanjian tanggal 20 Maret 1997 dan 25 November 2004. Perjanjian kerjasama dan perubahannya tersebut mengatur antara lain:

36. Significant Agreements

a. On January 16, 1991, PT Supra Veritas (SV) as one of the founder stockholders (Founders) of PT Bumi Serpong Damai Tbk (BSD City) and location rightsholders and the other Founders of BSD City have signed a cooperation agreement with BSD City. The cooperation agreement has been amended several times which were based on agreement dated March 20, 1997 and November 25, 2004. The cooperation agreement and its amendments consisted of the following:

1. Pemberian kuasa dengan hak substitusi kepada BSD City untuk membebaskan tanah yang terletak dalam wilayah ijin lokasi dari masing-masing pemegang ijin lokasi, mengembangkan proyek serta menjual/mengalihkan dan/atau menyewakan tanah dan bangunan proyek.

2. BSD City akan mengusahakan dana untuk mengembangkan proyek.

3. Para Pendiri tidak akan menjual, menggadaikan, atau membebani dengan cara apapun saham mereka dalam BSD City, walaupun BSD City nantinya akan menjadi perseroan terbuka, kecuali disepakati lain oleh para Pendiri.

4. Para Pendiri mengakui bahwa meskipun semua tanah tersebut terdaftar atas nama Pendiri sebagai pemegang ijin lokasi, tanah tersebut sesungguhnya merupakan milik BSD City, karena pembebasan tanah tersebut menggunakan biaya BSD City dan para Pendiri tidak akan mengakui dan membukukan tanah tersebut sebagai aset mereka.

5. Para Pendiri akan menanggung segala biaya sehubungan dengan kerugian yang mungkin diderita oleh BSD City dikarenakan adanya tuntutan dari kreditor para Pendiri.

Perjanjian ini berlaku surut mulai tanggal 1 Desember 1986. Masing-masing pihak mengikat diri untuk tidak membatalkan perjanjian kerjasama ini selama BSD City belum dibubarkan.

Sejak SV menggabungkan diri dengan Perusahaan, perjanjian kerjasama tersebut di atas ditegaskan kembali oleh Perusahaan dan BSD City berdasarkan Penegasan Perjanjian Kerjasama dalam Akta No. 14 tanggal 19 Januari 2009, dibuat di hadapan Pahala Sutrisno Amijoyo Tampubolon, S.H., notaris di Jakarta.

1. Granting the authority with substitution right to BSD City to acquire lands which are located in area of location rights of each location rightsholders, to develop projects and sell/transfer and/or lease the land and building's project.

2. BSD City will arrange the fund for developing the project.

3. The Founders will not sell, secure, or transfer their stocks in BSD City in any way, even though BSD City becomes a publicly listed company, except as otherwise agreed by the Founders.

4. The Founders have stated and confirmed that even though the land is registered under their names as the location rightsholders, the land belongs to the BSD City, because the acquisition of land using BSD City's account and the Founders bind themselves not to record the land as their assets.

5. The Founders guarantee the Company against all costs or losses that might be incurred by BSD City due to any prosecution from the Founders' creditors.

The agreement is valid retroactively from December 1, 1986. All parties involved bind themselves not to cancel the agreement until the BSD City is liquidated.

Since SV has merged to the Company, the above cooperation agreement was reaffirmed by the Company and BSD City based on the Reaffirmation of Cooperation Agreement on Deed No. 14 dated January 19, 2009 from Pahala Sutrisno Amijoyo Tampubolon, S.H., a public notary in Jakarta.

b. Pada tanggal 29 Desember 1997, Perusahaan telah menandatangani perjanjian dengan PT Indah Kiat Pulp & Paper Tbk (IKPP) dan PT Pindo Deli Pulp and Paper Mills (PDPP), pihak berelasi, sebagai berikut:

- *Asset Purchase Agreements*

  Perjanjian ini mengatur tentang harga dan ketentuan lainnya sehubungan dengan pembelian seluruh aset yang terletak di dalam komplek pembangkit tenaga listrik dan uap (*power assets*) antara Perusahaan, IKPP, dan PDPP. Berdasarkan perjanjian ini, hanya *power assets* yang dijual kepada Perusahaan sedangkan tanah dimana *power assets* berada tetap menjadi milik IKPP dan PDPP. Tanah tersebut akan disewakan oleh IKPP dan PDPP kepada Perusahaan berdasarkan *Lease Agreements.*

- *Master Operating Agreements*

  Perjanjian ini berikut dengan perubahan-perubahannya memuat ketentuan-ketentuan dan prosedur operasional dari komplek pembangkit tenaga listrik dan uap *(power plants).* Perjanjian ini berlaku selama 25 (dua puluh lima) tahun dan dapat diperpanjang untuk periode 5 tahun dan setelah itu dapat diperpanjang untuk periode 5 tahun berikutnya.

- *Energy Service Agreements*

  Perjanjian ini berikut dengan perubahan-perubahannya mengatur antara lain tentang tarif jasa penyediaan tenaga listrik dan uap. Perjanjian ini berlaku selama 25 (dua puluh lima) tahun dan dapat diperpanjang untuk periode 5 tahun dan setelah itu dapat diperpanjang untuk periode 5 tahun berikutnya.

- *Lease Agreements*

  Berdasarkan perjanjian ini berikut dengan perubahan dan tambahannya, IKPP dan PDPP akan menyewakan bagian tanah mereka kepada Perusahaan. Jangka waktu perjanjian akan diperpanjang mengikuti perpanjangan jangka waktu dari *Energy Services Agreements*. Perjanjian ini berlaku selama 25 (dua puluh lima) tahun.

b. On December 29, 1997, the Company, PT Indah Kiat Pulp & Paper Tbk (IKPP) and PT Pindo Deli Pulp and Paper Mills (PDPP), related parties, entered into the following agreements:

- Asset Purchase Agreements

  These agreements provide for price and other provisions in relation to the purchase of all assets which were located in the complex of power assets between the Company, IKPP, and PDPP. Based on the agreements, only power assets were sold to the Company while the land where the power assets are located remain the properties of IKPP and PDPP. The land will be leased by the Company from IKPP and PDPP in accordance with the provisions of the Lease Agreements.

- Master Operating Agreements

  These agreements and the amendments thereto provide for certain provisions and operational procedures of power plants. These agreements are valid for a period of twenty five (25) years and can be extended by a period of 5 years and for another subsequent period of 5 years.

- Energy Service Agreements

  These agreements and the amendments thereto provide certain provisions among others for rate on steam and power processing services. These agreements are valid for a period of twenty five (25) years and can be extended by a period of 5 years and for another subsequent period of 5 years.

- Lease Agreements

  Based on these agreements and the amendments thereto, IKPP and PDPP will lease to the Company a portion of their land. The terms of the lease agreements will be extended pursuant to extension in the term of the Energy Services Agreements. These agreements are valid for a period of twenty five (25) years.

Pada tanggal 18 Desember 2006, Perusahaan mengadakan perjanjian *Power and Steam Processing Service Agreement* dengan PDPP. Perjanjian ini memuat antara lain tentang ketentuan-ketentuan, prosedur operasional dan tarif penyediaan tenaga listrik dan uap. Perjanjian ini berlaku selama 25 (dua puluh lima) tahun dan dapat diperpanjang.

On December 18, 2006, the Company entered into a Power and Steam Processing Service Agreement with PDPP. This agreement provides certain provisions on operational procedures, among others, and for rate on steam and power processing services. This agreement is valid for twenty five (25) years and can be extended.

c. Pada tanggal 11 Agustus 2011, GEM (penjual) dan GMR Coal Resources Pte. Ltd. (GMR) (pembeli) mengadakan Perjanjian Jual Beli Batubara (CSA) untuk jangka waktu 25 (dua puluh lima) tahun sejak pengiriman batubara pertama kali. Berdasarkan Amendemen tanggal 14 September 2017, GEM dan GMR sepakat untuk mengubah beberapa poin terkait perjanjian tersebut.

Pada tanggal 11 Agustus 2011, GMR, GEM, dan entitas anak (*suppliers*) yang terdiri dari BBU, BORNEO, BHBA, BNP, KCP, KIM, TBBU dan TKS mengadakan Perjanjian Penunjang Jual Beli Batubara (CSSA). Perjanjian ini mengatur dukungan ketersediaan batubara dari entitas anak kepada GEM sehingga GEM dapat memenuhi kewajibannya dalam CSA. Perjanjian ini berjangka waktu 25 (dua puluh lima) tahun terhitung sejak tanggal pengiriman batubara pertama kali. Berdasarkan Amandemen tanggal 3 November 2017, para pihak setuju untuk melepaskan dan membebaskan kewajiban TKS sebagai pemasok berdasarkan CSSA.

c. On August 11, 2011, GEM (as a seller) and GMR Coal Resources Pte. Ltd. (GMR) (as a buyer) entered into a Coal Sales Agreement (CSA) for a period of twenty five (25) years from the date of the first shipment of coal. Based on the Amendment dated September 14, 2017, GEM and GMR agreed to change some points related to this agreement.

On August 11, 2011, GMR, GEM and its subsidiaries (suppliers) consisting of BBU, BORNEO, BHBA, BNP, KCP, KIM, TBBU and TKS entered into a Coal Sales Support Agreement (CSSA). The agreement stipulates the support for coal availability from the subsidiaries to GEM so that GEM can fulfill its obligations in the CSA. The agreement is valid for twenty five (25) years since the date of the first shipment of coal. Based on Amendment dated November 3, 2017, the parties agreed to release and discharge TKS' obligation as the supplier under CSSA.

d. Iuran Dana Hasil Produksi Batubara (DHPB)

Berdasarkan ketentuan Perjanjian Kerjasama Pengusahaan Pertambangan Batubara (PKP2B), BORNEO, entitas anak, berkewajiban untuk membagi 13,5% dari produksi batubara kepada Pemerintah Republik Indonesia.

Pada tanggal 31 Desember 2022 dan 2021, akrual iuran DHPB masing-masing sebesar US$ 4.631.999 dan US$ 2.311.987 disajikan sebagai bagian dari "Beban akrual" pada laporan posisi keuangan konsolidasian. Beban DHPB untuk tahun 2022 dan 2021 masing-masing sebesar US$ 549.441.010 dan US$ 199.605.990 disajikan sebagai bagian dari "Beban pokok penjualan" (Catatan 29).

d. Royalty

Based on the Coal Contract of Work (CCoW), BORNEO, a subsidiary, is required to share its 13.5% of coal produced to the Government of the Republic of Indonesia.

As of December 31, 2022 and 2021, accrued royalty fees amounted to US$ 4,631,999 and US$ 2,311,987, respectively, and are presented as part of "Accrued expenses" in the consolidated statements of financial position. The royalty fees in 2022 and 2021, amounted to US$ 549,441,010 and US$ 199,605,990, respectively, and were presented as part of "Cost of revenues" (Note 29).

e. Iuran Tetap

Sesuai dengan PKP2B, BORNEO diwajibkan untuk membayar iuran tetap kepada Pemerintah berdasarkan jumlah hektar yang termasuk dalam area PKP2B yaitu 24.100 Ha sesuai dengan tarif yang ditetapkan dalam PKP2B.

Beban iuran tetap untuk tahun 2022 dan 2021 masing-masing sebesar US$ 752.242 dan US$ 164.917 disajikan sebagai bagian dari "Beban umum dan administrasi - Lain-lain" (Catatan 30).

f. Perjanjian Jual Beli Batubara

Entitas anak menandatangani beberapa perjanjian jual beli batubara dengan beberapa pelanggan berdasarkan ketentuan sebagaimana diatur dalam masing-masing perjanjian-perjanjian tersebut.

e. Deadrent

In accordance with the CCoW, BORNEO is required to pay a fixed payment (dead rent) to the Government based on a total area of land of 24,100 Ha area and the rates stipulated therein.

Deadrent expenses in 2022 and 2021 amounted to US$ 752,242 and US$ 164,917, respectively, are presented as part of "General and administrative expenses - Others" (Note 30).

f. Coal Sale and Purchase Agreement

The subsidiaries entered into several coal sale and purchase agreements with various buyers and suppliers based on the provision stated in each of the agreements.

37. Informasi Segmen

Informasi segmen Grup disusun berdasarkan jenis usaha, yakni penyediaan tenaga listrik dan uap, perdagangan pupuk dan bahan kimia, sewa, dan pertambangan dan perdagangan batubara.

37. Segment Information

The Group's segment information is presented based on their business, namely supply of steam and electricity, fertilizer and chemicals trading, rent, and coal mining and trading.

	31 Desember 2022/*December 31, 2022*							
	Penyediaan Tenaga Uap dan Listrik/ *Steam and Electricity Processing Fee*	Perdagangan/ *Trading*	Pertambangan dan Perdagangan Batubara/ *Coal Mining and Trading*	Penyediaan TV cable dan Internet/ *Cable TV and Internet*	Lain-lain/ *Others*	Eliminasi/ *Elimination*	Jumlah/ *Total*	
Pendapatan usaha								Revenues
Lokal	48.380.871	154.624.417	954.331.193	65.997.501	445.296	(1.426.290)	1.222.352.988	Local
Ekspor	-	3.497.905	4.729.631.668	-	623.237	-	4.733.752.810	Export
Jumlah	48.380.871	158.122.322	5.683.962.861	65.997.501	1.068.533	(1.426.290)	5.956.105.798	Total
Beban pokok penjualan	28.935.497	130.802.854	3.119.445.654	33.839.085	966.157	(1.283.379)	3.312.705.868	Cost of revenues
Hasil segmen	19.445.374	27.319.468	2.564.517.207	32.158.416	102.376	(142.911)	2.643.399.930	Segment result
Beban usaha							(860.901.352)	Operating expenses
Beban lain-lain							(176.782.865)	Other expenses
Laba sebelum pajak							1.605.715.713	Profit before tax
Beban pajak - bersih							302.184.619	Tax expense - net
Laba bersih							1.303.531.094	Net profit
Aset segmen - neto dari pajak	2.385.961.426	155.536.405	4.839.732.305	559.998.998	139.950.293	(1.772.553.525)	6.308.625.902	Segment assets - net of tax
Liabilitas segmen - neto dari pajak	229.683.480	140.477.924	2.468.788.192	215.245.140	9.761.385	(133.629.003)	2.930.327.118	Segment liabilities - net of tax
Pengungkapan tambahan								**Additional disclosures**
Perolehan barang modal	589.610	910.447	181.034.262	40.926.845	84.351	-	223.545.515	Capital expenditures
Depresiasi dan amortisasi	12.058.012	499.140	256.145.295	20.709.878	712.375	(121.539)	290.003.161	Depreciation and amortization
Penjualan berdasarkan lokasi geografis								Sales based on geographical location
Indonesia	48.380.871	154.624.417	954.331.193	65.997.501	445.296	(1.426.290)	1.222.352.988	Indonesia
Cina	-	-	1.324.321.986	-	-	-	1.324.321.986	China
India	-	-	1.113.553.291	-	-	-	1.113.553.291	India
Asia Tenggara (kecuali Indonesia)	-	-	231.818.461	-	-	-	231.818.461	South East Asia (exclude Indonesia)
Jepang	-	-	981.206.707	-	-	-	981.206.707	Japan
Korea	-	-	598.207.577	-	623.237	-	598.830.814	Korea
Belanda	-	-	165.268.745	-	-	-	165.268.745	Netherland
Eropa	-	-	133.324.546	-	-	-	133.324.546	Europe
Lain-lain	-	3.497.905	181.930.355	-	-	-	185.428.260	Others
Jumlah	48.380.871	158.122.322	5.683.962.861	65.997.501	1.068.533	(1.426.290)	5.956.105.798	Total

	31 Desember 2021/*December 31, 2021*							
	Penyediaan Tenaga Uap dan Listrik/ *Steam and Electricity Processing Fee*	Perdagangan/ *Trading*	Pertambangan dan Perdagangan Batubara/ *Coal Mining and Trading*	Penyediaan TV cable dan Internet/ *Cable TV and Internet*	Lain-lain/ *Others*	Eliminasi/ *Elimination*	Jumlah/ *Total*	
Pendapatan usaha								Revenues
Lokal	49.528.338	118.416.074	634.433.048	57.121.200	819.815	(605.194)	859.713.281	Local
Ekspor	-	1.264.721	1.303.240.661	-	727.625	-	1.305.233.007	Export
Jumlah	49.528.338	119.680.795	1.937.673.709	57.121.200	1.547.440	(605.194)	2.164.946.288	Total
Beban pokok penjualan	28.865.521	97.887.413	1.103.463.478	31.886.355	1.394.845	(668.323)	1.262.829.289	Cost of revenues
Hasil segment	20.662.817	21.793.382	834.210.231	25.234.845	152.595	63.129	902.116.999	Segment result
Beban usaha							(404.978.691)	Operating expenses
Beban lain-lain							(117.763.277)	Other expenses
Laba sebelum pajak							379.375.031	Profit before tax
Beban pajak - bersih							114.037.498	Tax expense - net
Laba bersih							265.337.533	Net profit
Aset segmen - neto dari pajak	2.001.938.153	69.781.122	1.590.659.782	190.705.750	125.339.893	(1.037.388.085)	2.941.036.615	Segment assets - net of tax
Liabilitas segmen - neto dari pajak	224.000.995	61.337.829	821.426.369	98.396.236	14.564.821	(130.333.899)	1.089.392.351	Segment liabilities - net of tax
Pengungkapan tambahan								**Additional disclosures**
Perolehan barang modal	1.174.799	327.330	61.258.409	8.380.378	112.871	-	71.253.787	Capital expenditures
Depresiasi dan amortisasi	11.890.503	480.225	52.906.633	17.163.267	818.639	(125.978)	83.133.289	Depreciation and amortization
Penjualan berdasarkan lokasi geografis								Sales based on geographical location
Cina	-	-	726.627.493	-	-	-	726.627.493	China
Indonesia	49.528.338	118.416.074	634.433.048	57.121.200	819.815	(605.194)	859.713.281	Indonesia
India	-	-	236.528.305	-	-	-	236.528.305	India
Jepang	-	-	168.509.309	-	-	-	168.509.309	Japan
Korea	-	-	62.697.815	-	562.004	-	63.259.819	Korea
Asia Tenggara (kecuali Indonesia)	-	-	62.514.586	-	85.146	-	62.599.732	South East Asia (exclude Indonesia)
Belanda	-	-	43.835.431	-	-	-	43.835.431	Netherland
Hongkong	-	-	2.527.722	-	-	-	2.527.722	Hongkong
Taiwan	-	-	-	-	80.475	-	80.475	Taiwan
Liberia	-	1.264.721	-	-	-	-	1.264.721	Liberia
Jumlah	49.528.338	119.680.795	1.937.673.709	57.121.200	1.547.440	(605.194)	2.164.946.288	Total

38. Informasi Lainnya

a. Undang-Undang Pertambangan Mineral dan Batubara dan Peraturan Pemerintah

Pada tanggal 13 September 2021, sebagai implementasi dari UU No. 3 Tahun 2020, Pemerintah Republik Indonesia mengeluarkan PP No. 96 Tahun 2021 tentang Kegiatan Usaha Pertambangan Mineral dan Batubara yang mencabut PP No. 23 Tahun 2010 berikut seluruh perubahan-perubahannya.

Pada tanggal 10 Juni 2020, Pemerintah Republik Indonesia mengeluarkan Undang-Undang (UU) No. 3 Tahun 2020 tentang Perubahan atas UU No. 4 Tahun 2009 tentang Pertambangan Mineral dan Batubara yang baru (UU). UU No. 3 Tahun 2020 ini mengubah cukup banyak ketentuan dalam UU sebelumnya, yaitu UU No. 4 Tahun 2009 tentang Pertambangan Mineral dan Batubara, dan terakhir diubah berdasarkan UU No. 11 Tahun 2020 tentang Cipta Kerja ("UU Pertambangan").

38. Other Information

a. Mineral and Coal Mining Law and Government Regulations

On September 13, 2021, as the implementation of Law No. 3 Year 2020, the Government of the Republic of Indonesia issued GR No. 96 Year 2021 regarding the Mineral and Coal Mining Activities which replace the GR No. 23 Year 2010 and all of its amendments.

On June 10, 2020, the Government of the Republic of Indonesia issued Law No. 3 Year 2020 regarding the Amendment to Law No. 4 Year 2009 regarding Mineral and Coal Mining (Law). Law No. 3 Year 2020 amends various provisions from the previous law, the Law No. 4 Year 2009 regarding the Mineral and Coal Mining, and lastly amended by Law No. 11 Year 2020 regarding Job Creation (the "Mining Law").

Sebagai implementasi dari UU Pertambangan, Pemerintah Republik Indonesia mengeluarkan beberapa Peraturan Pemerintah, di antaranya Peraturan Pemerintah (PP) No. 22 Tahun 2010 tentang Wilayah Pertambangan pada tanggal 1 Februari 2010. Kemudian Pemerintah juga mengeluarkan PP No. 55 Tahun 2010 pada tanggal 5 Juli 2010 yang mengatur mengenai pembinaan dan pengawasan penyelenggaraan usaha pertambangan mineral dan batubara di Indonesia.

As an implementation of the Mining Law, the Government of the Republic of Indonesia issued several Government Regulation, among others, Government Regulation (GR) No. 22 Year 2010 regarding the Mining Area on February 1, 2010. In addition, the Government issued GR No. 55 Year 2010 on July 5, 2010 regarding the development and supervision of the implementation of mineral and coal mining activities in Indonesia.

Pada tanggal 20 Desember 2010, Pemerintah Republik Indonesia mengeluarkan peraturan implementasi atas UU Pertambangan No. 4 Tahun 2009, yaitu PP No. 78 Tahun 2010 yang mengatur aktivitas reklamasi dan pasca tambang untuk pemegang IUP Eksplorasi dan IUP Operasi Produksi. Peraturan ini memperbarui Peraturan Menteri Energi dan Sumber Daya Mineral No. 18 Tahun 2008 tanggal 29 Mei 2008. Ketentuan peraturan ini antara lain:

On December 20, 2010, the Government of the Republic of Indonesia released an implementing regulation for Mining Law No. 4 Year 2009, i.e. GR No. 78 Year 2010 that deals with reclamation and post-mining activities for both IUP Exploration and IUP Production Operation holders. This regulation updates Regulation of the Minister of Energy and Mineral Resources No. 18 Year 2008 dated May 29, 2008. The regulation requires among others:

a. Pemegang IUP Eksplorasi, harus memuat rencana reklamasi di dalam rencana kerja dan anggaran biaya ekplorasinya dan menyediakan jaminan reklamasi berupa deposito berjangka yang ditempatkan pada bank pemerintah.

a. An IUP Exploration holder, must include a reclamation plan in its exploration work plan and budget and provide a reclamation guarantee in the form of a time deposit placed in a state-owned bank.

b. Pemegang IUP Operasi Produksi, harus menyiapkan (1) rencana reklamasi lima tahunan; (2) rencana pasca tambang; (3) menyediakan jaminan reklamasi yang dapat berupa rekening bersama atau deposito berjangka yang ditempatkan pada bank pemerintah, bank garansi, atau cadangan akuntansi (bila diizinkan); dan (4) menyediakan jaminan pasca tambang berupa deposito berjangka yang ditempatkan di bank pemerintah.

b. An IUP Production Operation holder, must prepare (1) a five-year reclamation plan; (2) a post-mining plan; (3) provide a reclamation guarantee which may be in the form of a joint account or time deposit placed in a state-owned bank, a bank guarantee, or an accounting provision (if eligible); and (4) provide a post-mine guarantee in the form of a time deposit in a state-owned bank.

Penempatan jaminan reklamasi dan jaminan pasca tambang tidak menghilangkan kewajiban pemegang IUP dari ketentuan untuk melaksanakan aktivitas reklamasi dan pasca tambang.

The placement of reclamation and post-mining guarantee does not eliminate the obligation of IUP holder from the provision to carry out reclamation and post-mining activities.

Pada tanggal 6 Januari 2012, Pemerintah Republik Indonesia mengeluarkan PP mengenai penerimaan negara bukan pajak yang berlaku di Kementerian Energi dan Sumber Daya Mineral No. 9 Tahun 2012 yang menggantikan PP No. 45 Tahun 2003.

On January 6, 2012, the Government of the Republic of Indonesia released GR for non-tax state revenue applied in the Ministry of Energy and Mineral Resources No. 9 Year 2012 which replaced previous regulation GR No. 45 Year 2003.

Pada tanggal 20 November 2019, Pemerintah Republik Indonesia mengeluarkan PP baru mengenai jenis dan tarif atas jenis penerimaan negara bukan pajak yang berlaku di Kementerian Energi dan Sumber Daya Republik Indonesia Mineral No. 81 Tahun 2019 yang menggantikan PP No. 9 Tahun 2012. Namun, PP ini lebih banyak mengatur mengenai penyesuaian tarif penerimaan negara, bukan pajak pada sektor komoditas mineral logam.

On November 20, 2019, the Government of the Republic of Indonesia released a new GR for type and rate for non-tax state revenue types applied in the Ministry of Energy and Mineral Resources of the Republic of Indonesia No. 81 Year 2019 which replaced previous GR No. 9 Year 2012. However, this regulation mostly governs the adjustment of non-tax state revenue in the metal mineral commodities.

Dalam peraturan ini diatur bahwa jenis Penerimaan Negara Bukan Pajak pada Direktorat Jenderal Mineral dan Batubara diantaranya meliputi:

In this regulation, the type of Non-tax State Revenue in the Directorate General of Mineral and Coal shall include, among other:

a. kompensasi data informasi Wilayah Izin Usaha Pertambangan eksplorasi atau Wilayah Izin Usaha Pertambangan Khusus eksplorasi untuk mineral logam dan batubara;

a. compensation for information data on the Mining Business License Area of exploration or Special Mining Business License Area of exploration for metal minerals and coal;

b. jaminan kesungguhan lelang Wilayah Izin Usaha Pertambangan atau Wilayah Izin Usaha Pertambangan Khusus mineral logam dan batubara dalam hal peserta lelang yang telah lolos prakualifikasi tidak memasukkan surat penawaran harga atau peserta lelang yang ditetapkan sebagai pemenang lelang tidak mengajukan permohonan izin usaha pertambangan atau izin usaha pertambangan khusus;

b. surety bond of Mining Business License Area or Special Mining Business License Area for metal minerals and coal in the event that the bidder that has passed the prequalification does not submit a quotation letter or the bidder determined to be the winner does not submit an application for mining business license or special mining business license;

c. jaminan kesungguhan pelaksanaan kegiatan eksplorasi mineral logam, mineral bukan logam, batuan dan batubara dalam hal pemegang Izin Usaha Pertambangan atau Izin Usaha Pertambangan Khusus tidak melaksanakan kegiatan eksplorasi; dan

c. performance bond for exploration activities of metal minerals, nonmetal minerals, rocks and coal in the event that the holder of Mining Business License or Special Mining Business License does not carry out exploration activities; and

d. bagian Pemerintah Pusat dari keuntungan bersih dari pemegang Izin Usaha Pertambangan Khusus operasi produksi untuk mineral logam dan batubara.

d. portion of the Central Government from the net profit from the holder of Special Mining Business License for production operations for metal minerals and coal.

Grup terus memonitor perkembangan dari implementasi peraturan pelaksanaan dari Undang-Undang Pertambangan baru ini dan menganalisis pengaruhnya terhadap operasional Grup. Manajemen berpendapat bahwa ketentuan-ketentuan pada Undang-Undang Pertambangan dan Peraturan Pemerintah terkait pertambangan tidak akan menimbulkan dampak signifikan pada operasional Grup dalam waktu dekat.

The Group has monitored the development and implementation of the new Mining Law and Government Regulation in mining and analyzed the impact on the Group's operations. The Group's management believes that the provisions of the new Mining Law will have no significant impact to the Group in the near term.

b. Analisis Dampak Lingkungan Hidup

BORNEO telah memiliki persetujuan Analisis Dampak Lingkungan Hidup (AMDAL) pada kegiatan penambangan batubara yang dijalankannya berdasarkan Keputusan Bupati Tanah Bumbu No. 29 Tahun 2005 tentang Persetujuan Analisis Dampak Lingkungan Hidup (AMDAL), Rencana Pengelolaan Lingkungan Hidup (RKL) dan Rencana Pemantauan Lingkungan Hidup (RPL) BORNEO pada Kegiatan Penambangan Batubara di Kecamatan Satui, Kecamatan Sungai Loban dan Kecamatan Kusan Hulu, Kabupaten Tanah Bumbu, Provinsi Kalimantan Selatan (”SK 29/2005”) yang berlaku sejak tanggal ditetapkannya. SK 29/2005, antara lain, mengatur bahwa BORNEO dapat melaksanakan kegiatan penambangan batubara dan wajib mentaati ketentuan yang tersirat dalam dokumen AMDAL, RKL dan RPL yang telah disetujui.

Pada tanggal 3 Juni 2006 berdasarkan Surat Keputusan Bupati Tanah Bumbu No. 169 Tahun 2006, BORNEO telah memiliki Upaya Pengelolaan Lingkungan (UKL) dan Upaya Pemantauan Lingkungan (UPL) untuk kegiatan Pelabuhan Khusus dan Stockpile batubara yang berlokasi di Kecamatan Angsana, Kabupaten Tanah Bumbu, Provinsi Kalimantan Selatan.

Berdasarkan Surat Keputusan dari Menteri Lingkungan Hidup Republik Indonesia No. 64 Tahun 2013 tanggal 15 Februari 2013, BORNEO telah memperoleh Izin Lingkungan Kegiatan Pengoperasian TUKS di Desa Bunati, Kecamatan Angsana, Kabupaten Tanah Bumbu, Provinsi Kalimantan Selatan.

Berdasarkan Keputusan Gubernur Kalimantan Selatan No. 188.44/0465/KUM/2016 tanggal 16 Agustus 2016, BORNEO telah memperoleh Izin Lingkungan atas Kegiatan Peningkatan Kapasitas Produksi Batubara TUKS dari produksi 4,8 juta ton/tahun menjadi produksi maksimal 20 juta ton/tahun dan penambahan luas dari 15 Ha menjadi 22,70 Ha di Desa Bunati, Kecamatan Angsana, Kabupaten Tanah Bumbu, Provinsi Kalimantan Selatan.

b. Environmental Impact Assessment

BORNEO has an Environmental Impact Assessment (AMDAL) approval for its coal mining activities based on the Decision of Bupati Tanah Bumbu No. 29 Year 2005 regarding Approval on Environmental Impact Assessment (AMDAL), Environment Management Plan (RKL) and Environment Monitoring Plan (RPL) of BORNEO for Coal Mining Activities in Satui District, Sungai Loban Districk and Kusan Hulu District, Tanah Bumbu Regency, South Kalimantan Province (”SK 29/2005”) which is valid starting from the date of the Decision. SK 29/2005, among others, stated that BORNEO could conduct coal mining activities and should comply with the terms stipulated in the approved AMDAL, RKL and RPL documents.

On June 3, 2006, based on the Decree of the Bupati of Tanah Bumbu No. 169 Year 2006, BORNEO has had Environmental Management Efforts (UKL) and Environmental Monitoring Efforts (UPL) for Special Port and Coal Stockpile activities located in Angsana District, Tanah Bumbu Regency, South Kalimantan Province.

Based on the Decree from the Minister of Environment of the Republic of Indonesia No. 64 Year 2013 dated February 15, 2013, BORNEO has obtained Environment License for the Operational Activities of TUKS at Bunati Village, Angsana District, Tanah Bumbu Regency, South Kalimantan Province.

Based on the Decree of the Governor of South Kalimantan No. 188.44/0465/KUM/2016 dated August 16, 2016, BORNEO has obtained an Environment Permit for the TUKS Coal Production Capacity Activities from production of 4.8 million tons/year to a maximum of 20 million tons/year and an additional area of 15 Ha to 22.70 Ha at Bunati Village, Angsana District, Tanah Bumbu Regency, South Kalimantan Province.

BORNEO telah mendapatkan Persetujuan Dokumen UKL UPL untuk Rencana Kegiatan Pengerukan Kolam Pelabuhan dan Peningkatan Kapasitas Produksi Batubara dari produksi 20 juta ton/tahun menjadi produksi maksimal 44 juta ton/tahun pada TUKS BORNEO pada lahan seluas 22,70 Ha berdasarkan Keputusan Kepala Dinas Lingkungan Hidup Provinsi Kalimantan Selatan No. 660/024-TL/DLH/2019 tanggal 14 Januari 2019 dan Izin Lingkungan No. 503/2-IL/DS-DPMPTSP/IV/I/2019 ttanggal 14 Januari 2019 yang diterbitkan oleh Kepala Dinas Penanaman Modal dan Pelayanan Terpadu Satu Pintu.

BORNEO has obtained UKL UPL Document Approval for the Port Pond Dredging Activity Plan and Coal Production Capacity Increase from a production of 20 million tons/year to a maximum production of 44 million tons/year at the BORNEO TUKS on land covering an area of 22.70 Ha based on the Decree of the Head of the Environmental Service of South Kalimantan Province No. 660/024-TL/DLH/2019 dated January 14, 2019 and Environmental Permit No. 503/2-IL/DS-DPMPTSP/IV/I/2019 dated January 14, 2019 which is issued by the Head of the Office of Investment and One-Stop Integrated Services.

BORNEO telah mendapatkan Persetujuan Pernyataan Kesanggupan Pengelolaan Lingkungan Hidup Kegiatan Pengerukan Kolam Pelabuhan dan Penambangan Crushing Plant pada TUKS BORNEO berdasarkan Keputusan Kepala Dinas Lingkungan Hidup Provinsi Kalimantan Selatan No. 185 Tahun 2021 tanggal 21 Juni 2021 dan Izin Lingkungan No. 503/16.1-5/DPMPTSP/VI/2021 tanggal 24 Juni 2021 yang diterbitkan oleh Kepala Dinas Penanaman Modal dan Pelayanan Terpadu Satu Pintu.

BORNEO has obtained the Approval of the Statement of Environmental Management Ability for Port Pond Dredging Activities and Crushing Plant Mining at the BORNEO TUKS based on the Decree of the Head of the Environmental Agency of South Kalimantan Province No. 185 Year 2021 dated June 21, 2021 and Environmental Permit No. 503/16.1-5/DPMPTSP/VI/2021 dated June 24, 2021, issued by the Head of the Investment and One Stop Service Office.

Berdasarkan Keputusan Gubernur Kalimantan Selatan No. 188.44/0285/KUM/2012 tanggal 12 Juni 2012, BORNEO telah memperoleh Izin Lingkungan atas kegiatan Peningkatan Kapasitas Produksi Batubara dari produksi 5 juta ton/tahun menjadi produksi maksimal 13 juta ton/tahun di wilayah PKP2B BORNEO Wilayah KW 99PB0399 di Kecamatan Satui, Angsana, Kecamatan Sungai Loban dan Kecamatan Kusan Hulu, Kabupaten Tanah Bumbu, Provinsi Kalimantan Selatan.

Based on the Decree of the Governor of South Kalimantan No. 188.44/0285/KUM/2012 dated June 12, 2012, BORNEO has obtained an Environmental Permit for the Coal Production Capacity Increase activity from a production of 5 million tons/year to a maximum production of 13 million tons/year in the PKP2B area of BORNEO KW Region 99PB0399 in the Satui District, Angsana District, Sungai Loban District and Kusan Hulu District, Tanah Bumbu Regency, South Kalimantan Province.

Selanjutnya pada tanggal 30 Juni 2015, berdasarkan Keputusan Gubernur Kalimantan Selatan No. 660.4/197/IL/BLHD/2015 ditetapkan Adendum atas Keputusan Gubernur Kalimantan Selatan No. 188.44/0285/KUM/2012 tertanggal 12 Juni 2012, tentang Izin Lingkungan atas kegiatan Peningkatan Kapasitas Produksi Batubara dari produksi 5 juta ton/tahun menjadi produksi maksimal 13 juta ton/tahun di wilayah PKP2B BORNEO Wilayah KW 99PB0399 di Kecamatan Satui, Angsana, Kecamatan Sungai Loban dan Kecamatan Kusan Hulu, Kabupaten Tanah Bumbu, Provinsi Kalimantan Selatan.

Furthermore, on June 30, 2015, based on the Decree of the Governor of South Kalimantan No. 660.4/197/IL/BLHD/2015 an Addendum was stipulated to the Decree of the Governor of South Kalimantan No. 188.44/0285/KUM/2012 dated June 12, 2012, regarding Environmental Permits for the activities of Increasing the Production Capacity of Coal from production of 5 million tons/year to a maximum production of 13 million tons/year in the PKP2B BORNEO area KW 99PB0399 in the Satui District, Angsana District, Sungai Loban District and Kusan Hulu District, Tanah Bumbu Regency, South Kalimantan Province.

Berdasarkan Keputusan Kepala Dinas Lingkungan Hidup Kabupaten Tanah Bumbu No. 660.4/86/DHL/2017 tanggal 12 Juni 2017, BORNEO telah memperoleh persetujuan analisa Kelayakan Lingkungan Kegiatan Pertambangan untuk peningkatan kapasitas produksi dari maksimal 13 juta ton/tahun menjadi 36 juta ton/tahun di wilayah PKP2B BORNEO di Kecamatan Satui, Kecamatan Angsana, Kecamatan Sungai Loban dan Kecamatan Kusan Hulu.

Pada tanggal 17 Oktober 2018, Keputusan ini telah diubah dengan Keputusan Kepala Dinas Lingkungan Hidup Kabupaten Tanah Bumbu No. 660.4/73/DHL/2018 tentang Perubahan Pertama Surat Keputusan Kepala Dinas Lingkungan Hidup Kabupaten Tanah Bumbu No. 660.4/86/DLH/2017 tentang Kelayakan Lingkungan Kegiatan Pertambangan Batubara Produksi Maksimal 36 juta ton/tahun seluas 24.100 Ha di Kecamatan Satui, Kecamatan Angsana, Kecamatan Sungai Loban dan Kecamatan Kusan Hulu, Kabupaten Tanah Bumbu, Provinsi Kalimantan Selatan menjadi Kelayakan Lingkungan Pertambangan Batubara Produksi Maksimal 36 juta ton/tahun seluas 24.100 Ha (Perubahan Jadwal Produksi Batubara) di Kecamatan Satui, Kecamatan Angsana, Kecamatan Sungai Loban dan Kecamatan Kusan Hulu, Kabupaten Tanah Bumbu, Provinsi Kalimantan Selatan.

Keputusan tersebut telah diubah kembali dengan Keputusan Kepala Dinas Lingkungan Hidup Kabupaten Tanah Bumbu No. B/664/10/DLH-Taling.2/II/2020 tanggal 3 Februari 2020 tentang Perubahan Kedua Surat Keputusan Kepala Dinas Lingkungan Hidup Kabupaten Tanah Bambu No. 660.4/86/DLH/2017 tentang Kelayakan Lingkungan atas Kegiatan Pertambangan Batubara Produksi Maksimal 36 juta ton/tahun PT BORNEO Indobara seluas 24.100 Ha di Kecamatan Satui, Sungai Loban, Angsana, dan Kusan Hulu, Kabupaten Tanah Bambu, Provinsi Kalimantan Selatan menjadi Kelayakan Lingkugan Pertambangan Batubara Produksi Maksimal 36 juta ton/tahun PT BORNEO Indobara Seluas 24.100 Ha (Pengalihan/Pemindahan Sungai) di Kecamatan Satui, Kecamatan Angsana, Kecamatan Sungai Loban dan Kecamatan Kusan Hulu, Kabupaten Tanah Bumbu, Provinsi Kalimantan Selatan.

Based on the Decree of the Head of Environmental Service Tanah Bumbu Regency No. 660.4/86/DHL/2017 dated June 12, 2017, BORNEO has obtained approval of Enviromental Feasibility Analysis of Coal Mining Production Activity to increase production capacity from a maximum of 13 million tons/year to 36 million tons/year in the BORNEO's CCoW area in the Satui District, Angsana District, Sungai Loban District and Kusan Hulu District.

On October 17, 2018 the Decree had been changed to the Decree of Head of Environmental Service Tanah Bumbu RegencyNo. 660.4/73/DHL/2018 regarding the first amendment of the Desicion of the Head of Environmental Service Tanah Bumbu RegencyNo. 660.4/86/DLH/2017 regarding Feasibility Environment Activities Mining Production Capacity in Maximum of 36 million tons/year as wide as 24,100 Ha in the Satui District, Angsana District, Sungai Loban District and Kusan Hulu District, Tanah Bumbu Regency, South Kalimantan Province into Feasibility Environment Activities Mining Production Capacity in Maximum of 36 million tons/year as wide as 24,100 Ha (Change in Coal Production Schedule) in Satui District, Angsana District, Sungai Loban District and Kusan Hulu District, Tanah Bumbu Regency, South Kalimantan Province.

The decision was amended with the Decision of the Environment Head Tanah Bumbu Regency No. B/664/10/DLH-Taling.2/II/2020 dated February 3, 2020 regarding the Second Amendment to the Decree of the Head District of Tanah Bumbu No. 660.4/86/DLH/2017 regarding Environmental Feasibility for Coal Mining Activities Maximum Production of Maximum 36 million tons/year PT BORNEO Indobara covering an Area of 24,100 Ha in Satui District, Angsana District, Sungai Loban District and Kusan Hulu District, Tanah Bumbu Regency, South Kalimantan Province becomes Environmental Feasibility for Coal Mining of Maximum 36 million tons/year PT BORNEO Indobara Covering an Area of 24,100 Ha (River Diversion) in Satui District, Angsana District, Sungai Loban District and Kusan Hulu District, Tanah Bumbu Regency, South Kalimantan Province.

Berdasarkan Keputusan Kepala Dinas Lingkungan Hidup Kabupaten Tanah Bumbu No. 660.4/87/IL/DLH/2017, BORNEO telah memperoleh Ijin Lingkungan Kegiatan Pertambangan Batubara Produksi Maksimal 36 juta ton/tahun seluas 24.100 Ha di Kecamatan Satui, Kecamatan Angsana, Kecamatan Sungai Loban dan Kecamatan Kusan Hulu, Kabupaten Tanah Bumbu, Provinsi Kalimantan Selatan. Selanjutnya pada tanggal 18 Oktober 2018, keputusan ini diubah dengan Keputusan Bupati Tanah Bumbu No. 660.4/15/IL/2018 mengenai Perubahan Pertama Surat Keputusan Kepala Dinas Lingkungan Hidup Kabupaten Tanah Bumbu No. 660.4/87/IL/DLH/2017 tentang Ijin Lingkungan Kegiatan Pertambangan Batubara Produksi Maksimal 36 juta ton/tahun seluas 24.100 Ha di Kecamatan Satui, Kecamatan Angsana, Kecamatan Sungai Loban dan Kecamatan Kusan Hulu, Kabupaten Tanah Bumbu, Provinsi Kalimantan Selatan menjadi Ijin Lingkungan Pertambangan Batubara Produksi Maksimal 36 juta ton/tahun seluas 24.100 Ha (Perubahan Jadwal Produksi Batubara) di Kecamatan Satui, Kecamatan Angsana, Kecamatan Sungai Loban dan Kecamatan Kusan Hulu, Kabupaten Tanah Bumbu, Provinsi Kalimantan Selatan.

Based on the Decree of Bupati Tanah Bumbu No. 660.4/87/IL/DLH/2017, BORNEO had been approved for Environmental Permit of Mining Activities Production Capacity in Maximum of 36 million tons/year as wide as 24,100 Ha in Satui District, Angsana District, Sungai Loban District and Kusan Hulu District, Tanah Bumbu Regency, South Kalimantan Province. Hereinafter, on October 18, 2018 the decree had been changed to the Decree of the Head of Environmental Service Tanah Bumbu Regency No. 660.4/15/IL/2018 regarding the first amendment of the Decision of the Head of Environmental Service Tanah Bumbu Regency No. 660.4/87/IL/DLH/2017 regarding Environmental Permit of Mining Activities Production Capacity in Maximum of 36 million tons/year as wide as 24,100 Ha in Satui District, Angsana District, Sungai Loban District and Kusan Hulu District, Tanah Bumbu Regency, South Kalimantan Province into Environmental Permit of Mining Activities Production Capacity in Maximum of 36 million tons/year as wide as 24,100 Ha (Change in Coal Production Schedule) in Satui District, Angsana District, Sungai Loban District and Kusan Hulu District, Tanah Bumbu Regency, South Kalimantan Province.

Berdasarkan Keputusan Kepala Dinas Lingkungan Hidup Kabupaten Tanah Bumbu No. 660.4/87/IL/DLH/2017 yang telah diubah dengan Keputusan Kepala Dinas Lingkungan Hidup Kabupaten Tanah Bumbu No. B/510.4/0402/DPMPTSP-P.2/II/2020 tentang Ijin Lingkungan Kegiatan Pertambangan Batubara Produksi Maksimal 36 juta ton/tahun seluas 24.100 Ha di Kecamatan Kusan Hulu, Kabupaten Tanah Bumbu, Kalimantan Selatan menjadi Izin Lingkungan Kegiatan Pertambangan Batubara Produksi Maksimal 36 juta ton/tahun seluas 24.100 Ha (Pengalihan/Pemindahan Sungai) di Kecamatan Satui, Sungai Loban, Angsana dan Kusan Hulu, Kabupaten Tanah Bumbu, Provinsi Kalimantan Selatan.

Based on the Decree of the Head of the Environmental Agency of Tanah Bumbu Regency No. 660.4/87/IL/DLH/2017 which has been amended by the Decree of the Head of the Environmental Agency of Tanah Bumbu Regency No. B/510.4/0402/DPMPTSP-P.2/II/2020 concerning Environmental Permit for Coal Mining Activities of a Maximum Production of 36 million tons per year covering an area of 24,100 Ha in Kusan Hulu District, Tanah Bumbu Regency, South Kalimantan Province to become an Environmental Permit for Maximum Production Coal Mining Activities 36 million tons/year covering an area of 24,100 Ha (River Diversion) in Satui District, Angsana District, Sungai Loban District and Kusan Hulu District, Tanah Bumbu Regency, South Kalimantan Province.

c. Pada tanggal 9 November 2022, Perusahaan, Duchess Avenue Pte. Ltd., dan GEAR menandatangani kesepakatan pelaksanaan sehubungan dengan rencana restrukturisasi entitas anak perusahaan melalui rencana distribusi saham GEM (dari GEAR kepada Perusahaan) dan rencana pengalihan saham GEAR (dari Perusahaan kepada Duchess Avenue Pte. Ltd.). Rencana restrukturisasi entitas anak perusahaan ini saat ini belum dilaksanakan dan rencananya akan diajukan kepada Rapat Umum Pemegang Saham Luar Biasa Perusahaan yang akan diumumkan kemudian.

c. On November 9, 2022, the Company, Duchess Avenue Pte. Ltd., and GEAR entered into an implementation agreement in relation to the restructuring plan of the Company's subsidiaries through the planned distribution of GEM shares (from GEAR to the Company) and the planned transfer of GEAR shares (from the Company to Duchess Avenue Pte. Ltd.). Currently, the restructuring plan of the Company's subsidiaries has not been implemented yet and is planned to be submitted to the Company's Extraordinary General Meeting of Shareholders which will be announced later.

d. Sejak tanggal 31 Maret 2022, liabilitas imbalan kerja jangka panjang merupakan manfaat pasti yang dibentuk dengan pendanaan khusus melalui program dana pensiun dan didasarkan pada masa kerja dan jumlah penghasilan karyawan pada saat pensiun yang dihitung menggunakan metode *Projected Unit Credit*. Sebelum tanggal 31 Maret 2022, liabilitas imbalan kerja jangka panjang tersebut dibentuk tanpa pendanaan khusus. Pengukuran kembali liabilitas imbalan pasti langsung diakui dalam laporan posisi keuangan konsolidasian dan penghasilan komprehensif lain pada periode terjadinya dan tidak akan direklasifikasi ke laba rugi, namun menjadi bagian dari saldo laba. Biaya liabilitas imbalan pasti lainnya terkait dengan program imbalan pasti diakui dalam laba rugi.

d. After March 31, 2022, long-term employee benefits liability represents post-employment benefits, funded defined-benefit plans through a certain pension fund which amounts are determined based on years of service and salaries of the employees at the time of pension and calculated using the Projected Unit Credit. Prior to March 31, 2022, long-term employee benefits liability represents unfunded defined-benefit plans. Remeasurement is reflected immediately in the consolidated statement of financial position with a charge or credit recognized in other comprehensive income in the period in which they occur and not to be reclassified to profit or loss but reflected immediately in retained earnings. All other costs related to the defined-benefit plan are recognized in profit or loss.

Pada tanggal 2 Februari 2021, Pemerintah mengundangkan dan memberlakukan Peraturan Pemerintah (PP) No. 35 Tahun 2021 untuk melaksanakan ketentuan Pasal 81 dan Pasal 185 (b) UU No. 11 Tahun 2020 mengenai Cipta Kerja yang bertujuan untuk menciptakan lapangan kerja yang seluas-luasnya.

On February 2, 2021, the Government promulgated Government Regulation (GR) No. 35 Year 2021 to implement the provisions of Article 81 and Article 185 (b) of Law No. 11 Year 2020 concerning Job Creation, which aims to create the widest possible employment opportunities.

Presiden Republik Indonesia telah menetapkan Peraturan Pemerintah Pengganti Undang-Undang (Perpu) No. 2 Tahun 2022 tentang Cipta Kerja pada tanggal 30 Desember 2022 yang merupakan pelaksanaan dari Putusan MK No. 91/PUU-XVIII/2020. Dengan berlakunya Perpu ini, UU No. 11 Tahun 2020 tentang Cipta Kerja dicabut dan dinyatakan tidak berlaku.

The President of the Republic of Indonesia has issued Government Regulation in Lieu of Law (Perpu) No. 2 Year 2022 concerning Job Creation on December 30, 2022 which is the implementation of the Constitutional Court Decision No. 91/PUU-XVIII/2020. With the enactment of this Perpu, Law No. 11 Year 2020 concerning Job Creation is repealed and declared invalid.

PP No. 35 Tahun 2021 mengatur mengenai perjanjian kerja waktu tertentu (karyawan tidak tetap), alih daya, waktu kerja, waktu istirahat dan pemutusan hubungan kerja, yang dapat mempengaruhi manfaat imbalan minimum yang harus diberikan kepada karyawan.

Penyisihan dihitung dengan membandingkan manfaat yang akan diterima oleh karyawan pada umur wajar pensiun dari dana pensiun dengan manfaat yang diatur dalam Perpu Cipta Kerja No. 2 Tahun 2022 setelah dikurangi akumulasi kontribusi dari karyawan dan hasil investasi yang berkaitan. Jika manfaat dana pensiun yang didanai pemberi kerja lebih kecil dari manfaat sesuai Perpu Cipta Kerja No. 2 Tahun 2022, Grup akan menyediakan kekurangannya.

GR No. 35 Year 2021 regulates the work agreement for a certain period (non-permanent employees), outsourcing, working time, rest time and termination of employment, which can affect the minimum benefits that must be provided to employees.

The provision has been calculated by comparing the benefit that will be received by an employee at normal pension age from the pension plan with the benefit as stipulated under Job Creation Perpu No. 2 Year 2022 after deduction of accumulated employee contributions and the related investment results. If the employer-funded portion of the pension plan benefit is less than the benefit as required by Job Creation Perpu No. 2 Year 2022, the Group will provide for such shortage.

39. Pengungkapan Tambahan Laporan Arus Kas Konsolidasian

Aktivitas investasi yang tidak mempengaruhi kas dan setara kas:

38. Supplemental Disclosures for Consolidated Statements Of Cash Flows

The following are the noncash investing activities of the Group:

	2022	2021	
PENGUNGKAPAN TAMBAHAN			**SUPPLEMENTAL DISCLOSURES**
Penambahan aset tetap melalui liabilitas sewa pembiayaan	62.518.589	-	Arising from recognition right of use assets lease liabilities
Penambahan investasi yang diukur pada nilai wajar melalui penghasilan komprehensif lain melalui obligasi wajib konversi	-	102.250.000	Addition of Investments at fair value through other comprehensive income mandatory convertible bond
Setoran modal saham entitas anak dari kepentingan nonpengendali melalui utang lain-lain	-	6.384.248	Paid-up capital of subsidiaries from non-controlling interests through other accounts payable

40. Rekonsiliasi Liabilitas Konsolidasian yang Timbul dari Aktivitas Pendanaan

Tabel berikut menjelaskan perubahan pada liabilitas Grup yang timbul dari aktivitas pendanaan, yang meliputi perubahan terkait kas dan nonkas:

39. Reconciliation of Consolidated Liabilities Arising from Financing Activities

The table below details changes in the Group's liabilities arising from financing activities, including both cash and noncash changes:

	1 Januari/ *January 1,* 2022	Arus kas/ *Cash flow*	Perubahan Nonkas/ *Non-cash changes*		31 Desember/ *December 31,* 2022	
			Pergerakan valuta asing/*Changes in foreign exchange*	Perubahan lainnya/ *Other changes*		
Utang bank dan lembaga keuangan jangka pendek	91.856.688	(35.013.685) *)	(2.385.788)	-	54.457.215	Short-term loan from banks and financial institution
Liabilitas jangka panjang	267.936.853	682.322.229 *)	(5.530.328)	299.681.458 **)	1.244.410.212	Long-term liabilities
Senior Secured Notes	274.429.679	58.216.848	-	5.579.699 ***)	338.226.226	Senior Secured Notes
Utang lain-lain - pihak berelasi	5.780.675	(5.738.270) *)	67.915	1.379.585 *****)	1.489.905	Other accounts payable - related parties
Utang lain-lain - pihak ketiga	9.218.382	-	-	138.870.632 ****)	148.089.014	Other accounts payable - third parties
Jumlah liabilitas dari aktivitas pendanaan	649.222.277	699.787.122	(7.848.201)	445.511.374	1.786.672.572	Total liabilities from financing activities

*) Merupakan jumlah bersih dari penerimaan dan pembayaran pinjaman pada laporan arus kas konsolidasian/
The net amount of proceeds and repayments of borrowing in the consolidated statements of cash flows
**) Merupakan amortisasi biaya transaksi tahun berjalan dan liabilitas jangka panjang entitas anak pada tanggal akuisisi/
Represents the amortization of transaction cost during the year and long-term liabilities of subsidiaries at acquisition date
***) Merupakan penambahan biaya emisi yang belum diamortisasi/*Represents addition of unamortized bond issuance cost*
****) Merupakan utang lain-lain pihak ketiga entitas anak pada tanggal akuisisi/
Represents other accounts payable with third parties of subsidiaries at acquisition date
*****) Merupakan utang lain-lain dari aktivitas operasi/*Represents the payable from operating activities*

	1 Januari/ *January 1,* 2021	Arus kas/ *Cash flow*	Perubahan Nonkas/ *Non-cash changes*		31 Desember/ *December 31,* 2021	
			Pergerakan valuta asing/*Changes in foreign exchange*	Perubahan lainnya/ *Other changes*		
Utang bank dan lembaga keuangan jangka pendek	95.794.233	(1.420.646) *)	(2.516.899)	-	91.856.688	Short-term loan from banks and financial institution
Liabilitas jangka panjang	495.562.334	(232.170.863) *)	(1.944.639)	6.490.021 **)	267.936.853	Long-term liabilities
Senior Secured Notes	147.151.073	119.131.200	15.908.561	(7.761.155) ***)	274.429.679	Senior Secured Notes
Utang lain-lain - pihak berelasi	5.186.590	855.032 *)	13.639	(274.586) ****)	5.780.675	Other accounts payable - related parties
Utang lain-lain - pihak ketiga	43.275.441	(27.182.675) *)	-	(6.874.384) ****)	9.218.382	Other accounts payable - third parties
Jumlah liabilitas dari aktivitas pendanaan	786.969.671	(140.787.952)	11.460.662	(8.420.104)	649.222.277	Total liabilities from financing activities

*) Merupakan jumlah bersih dari penerimaan dan pembayaran pinjaman pada laporan arus kas konsolidasian/
The net amount of proceeds and repayments of borrowing in the consolidated statements of cash flows
**) Merupakan amortisasi biaya transaksi tahun berjalan dan kapitalisasi bunga menjadi pinjaman/
Represents the amortization of transaction cost during the year and interest capitalized to loan
***) Merupakan penambahan biaya emisi yang belum diamortisasi/*Represents addition of unamortized bond issuance cost*
****) Merupakan utang lain-lain dari aktivitas operasi/*Represent the payable from operating activities*

41. Standar Akuntansi Keuangan Baru

Perubahan Pernyataan Standar Akuntansi Keuangan (PSAK)

Diterapkan pada tahun 2022

Penerapan standar akuntansi keuangan revisi berikut, yang berlaku efektif 1 Januari 2022, relevan bagi Grup namun tidak menyebabkan perubahan signifikan atas kebijakan akuntansi Grup dan tidak berdampak material terhadap jumlah-jumlah yang dilaporkan dalam laporan keuangan konsolidasian:

- Amendemen PSAK No. 22: Kombinasi Bisnis tentang Referensi ke Kerangka Konseptual.
- Amendemen PSAK No. 57: Provisi, Liabilitas Kontijensi, dan Aset Kontijensi tentang Kontrak yang Memberatkan - Biaya Pemenuhan Kontrak.
- Amandemen PSAK No. 71: Instrumen Keuangan.
- Penyesuaian Tahunan PSAK No. 73: Sewa.

Terkait siaran pers DSAK IAI mengenai "Atribusi Imbalan pada Periode Jasa" pada April 2022, Grup telah mengubah kebijakan atas atribusi imbalan pensiun pada periode jasa sesuai dengan ketentuan pada PSAK No. 24 untuk pola fakta umum dari program pensiun berdasarkan UU Cipta Kerja No. 11 Tahun 2020 dan PP No. 35 Tahun 2021. Dampak dari perubahan perhitungan sebesar US$ 1.244.137 tidak material terhadap Grup, sehingga dampak atas perubahan dibukukan pada laporan keuangan konsolidasian tahun berjalan.

Telah diterbitkan namun belum berlaku efektif

Amandemen atas PSAK yang telah diterbitkan yang bersifat wajib untuk tahun buku yang dimulai pada atau setelah:

1 Januari 2023

- Amandemen PSAK No. 1, "Penyajian Laporan Keuangan" tentang Pengungkapan Kebijakan Akuntansi yang Mengubah Istilah "Signifikan" menjadi "Material" dan Memberi Penjelasan mengenai Kebijakan Akuntansi Material.

40. New Financial Accounting Standards

Changes to the Statements of Financial Accounting Standards (PSAK)

Adopted during 2022

The application of the following revised financial accounting standards, which are effective from January 1, 2022 and relevant for the Group, did not result in substantial changes to the Group's accounting policies and had no material impact on the amounts reported in the current or prior year's consolidated financial statements:

- Amendment of PSAK No. 22: Business Combinations regarding Reference to Conceptual Framework.
- Amendment to PSAK No. 57: Provisions, Contingent Liabilities, and Contingent Assets Related to Onerous Contracts - Cost of Fulfilling the Contract.
- Amendment of PSAK No. 71: Financial Instruments.
- Annual Improvement of PSAK No. 73: Lease.

Regarding the DSAK IAI press release "Attributing Compensation in the Service Period" in April 2022, the Group changed the policy related to attribution of pension compensation in the service period in accordance with the provisions in PSAK No. 24 for the general fact pattern of pension programs based on the Job Creation Law No. 11 Year 2020 and GR No. 35 Year 2021. The impact of the change in the calculation amounting to US$ 1,244,137 is not considered material to the Group, thus, the impact of the changes is recorded in the consolidated financial statements for the current year.

Issued but not yet effective

Amendments to financial accounting standards issued that are mandatory for the financial year beginning or after:

January 1, 2023

- Amendment to PSAK No. 1, "Presentation of Financial Statements" regarding Disclosure of Accounting Policies that Change the Term "Significant" to "Material" and Provide Explanations of Material Accounting Policies.

- Amandemen PSAK No. 16, Aset Tetap: Hasil sebelum Penggunaan yang Diintensikan.
- Amandemen PSAK No. 25, Kebijakan Akuntansi, Perubahan Estimasi Akuntansi dan Kesalahan: Definisi Estimasi Akuntansi.
- Amandemen PSAK No. 46, Pajak Penghasilan: Pajak Tangguhan terkait Aset dan Liabilitas yang Timbul dari Transaksi Tunggal.

1 Januari 2024

- Amandemen PSAK No. 1, "Penyajian Laporan Keuangan" terkait Liabilitas Jangka Panjang dengan Kovenan.

Sampai dengan tanggal penerbitan laporan keuangan konsolidasian, Grup masih mempelajari dampak yang mungkin timbul dari penerapan amandemen PSAK tersebut dan dampak dari penerapan amandemen PSAK tersebut pada laporan keuangan konsolidasian belum dapat ditentukan.

- Amendments to PSAK No. 16, Property, Plant and Equipment: Proceeds before Intended Use.
- Amendments to PSAK No. 25, Accounting Policies, Changes in Accounting Estimates and Error: Definition of Accounting Estimates.
- Amendments to PSAK No. 46, Income Taxes: Deferred Tax related to Assets and Liabilities Arising from a Single Transaction.

January 1, 2024

- Amendment to PSAK No. 1, "Presentation of Financial Statements" regarding Long-term Liabilities with the Covenant.

As at the date of authorization of these consolidated financial statements, the Group is still evaluating the potential impact of the above amendments to PSAKs and has not yet determined the related effects on the consolidated financial statements.

****

PROXY TO ATTEND
THE ANNUAL GENERAL MEETING OF
SHAREHOLDERS OF

SURAT KUASA MENGHADIRI
RAPAT UMUM PEMEGANG SAHAM
TAHUNAN

PT DIAN SWASTATIKA SENTOSA Tbk

(the "Company" / "*Perseroan*")

(Name and address of the Shareholder should be completely stated in block letters)
(Nama dan alamat Pemegang Saham harus dicantumkan dalam huruf cetak)

Name of Shareholder : _____
(Nama Pemegang Saham)

Legally Domiciled at (*) : _____
(Berkedudukan hukum di)

In this matter represented by (*) : _____
(Dalam hal ini diwakili oleh)

(*) only to be filled in if the Shareholder is a limited liability company or other legal entity
(*) hanya diisi apabila Pemegang Saham adalah perseroan terbatas atau badan hukum lainnya

Residing at : _____
(Bertempat tinggal di)

(HEREINAFTER REFERRED TO AS THE "AUTHORIZER")
*(SELANJUTNYA DISEBUT SEBAGAI "**PEMBERI KUASA**")*

(Name and address of the Attorney should be completely stated in block letters)
(Nama dan alamat Penerima Kuasa harus dicantumkan dalam huruf cetak)

Is the owner/holder of : _____ **shares in the Company ("Shares"),**
(adalah pemilik/pemegang) *saham dalam Perseroan("Saham"),*

Hereby confers : _____
the Power of Attorney to
(dengan ini memberikan Kuasa kepada)

Identity Number : _____
(Nomor Identitas Diri)

Residing at : _____
(Bertempat tinggal di)

(HEREINAFTER REFERRED TO AS THE "ATTORNEY")
*(SELANJUTNYA DISEBUT SEBAGAI "**PENERIMA KUASA**")*

SPECIFICALLY /*KHUSUS*

To represent and to act for and on behalf of the Authorizer in his capacity as Shareholder to:

1. attend the Annual General Meeting of Shareholders of the Company which will be held on May 2, 2023, or any other replacement date

   (Annual General Meeting of Shareholders hereinafter shall be referred to as the **"Meeting**")

Untuk mewakili dan bertindak untuk dan atas nama Pemberi Kuasa dalam kedudukannya sebagai Pemegang Saham untuk:

1. *menghadiri Rapat Umum Pemegang Saham Tahunan Perseroan yang akan diadakan pada tanggal 2 Mei 2023 atau tanggal lain yang menggantikannya*

   *(Rapat Umum Pemegang Saham Tahunan selanjutnya akan disebut "**Rapat**")*

2. join in discussing the matters to be dealt in the Meeting

2. *ikut membicarakan hal-hal yang akan disepakati dalam Rapat*

3. vote and to participate in adopting resolutions relating to the Meeting agenda as follows:

3. *mengeluarkan suara dan untuk berpartisipasi dalam pengambilan keputusan-keputusan yang terkait dengan mata acara Rapat sebagai berikut:*

NO.	AGENDA	AGREE *SETUJU*	ABSTAIN	NOT AGREE *TIDAK SETUJU*
1.	Approval of the Company's Annual Report, including the ratification of the Board of Commissioners' Supervisory Task Report, and the Company's Consolidated Financial Statements for financial year 2022 which had been audited by Public Accounting Firm Mirawati Sensi Idris, as well as the granting of full release and discharge of authority (*acquit et decharge*) to the Board of Commissioners and Board of Directors of the Company for the supervisory and management actions that had been taken in financial year 2022, to the extent that their actions were reflected in the Company's Annual Report and Consolidated Financial Statements. *Persetujuan Laporan Tahunan Perseroan, termasuk pengesahan Laporan Tugas Pengawasan Dewan Komisaris, dan Laporan Keuangan Konsolidasian Perseroan untuk tahun buku 2022 yang telah diaudit oleh Kantor Akuntan Publik Mirawati Sensi Idris, serta pemberian pelunasan dan pembebasan tanggung jawab sepenuhnya (acquit et decharge) kepada Dewan Komisaris dan Direksi Perseroan atas tindakan pengawasan dan pengurusan yang telah dilakukan selama tahun buku 2022, sejauh tindakan tersebut tercermin dalam Laporan Tahunan dan Laporan Keuangan Konsolidasian Perseroan.*			
2.	Approval of the allocation of Company's profit for the year 2022 *Persetujuan penggunaan laba bersih Perseroan untuk tahun buku 2022*			
3.	Approval of honorarium, salary, and/or allowances for members of the Board of Commissioners and the Board of Directors of the Company for the financial year 2023 *Persetujuan honorarium, gaji, dan/atau tunjangan untuk anggota Dewan Komisaris dan Direksi Perseroan untuk tahun buku 2023*			
4.	Approval of the appointment of Public Accountant and Public Accounting Firm to audit the Company's Consolidated Financial Statements for financial year 2023 *Persetujuan penunjukan Akuntan Publik dan Kantor Akuntan Publik untuk melakukan audit terhadap Laporan Keuangan Konsolidasian Perseroan untuk tahun buku 2023*			

This Power of Attorney is granted under the following terms and conditions:

1. This Power of Attorney shall not be altered and or declared invalid or revoked by any reason whatsoever.

2. The Authorizer now as well as in the future declares not to submit any objection and/or protest in any form with respect to the action taken by the Attorney by virtue of this Power of Attorney and all its consequences according to the law, therefore, the Authorizer from this day as well as in the future declares to accept and to ratify all lawful actions taken by the Attorney on behalf of the Authorizer by virtue of this Power of Attorney.

3. This Power of Attorney is applicable for the first, second, and/or third Meeting in accordance with the scheduled date(s) or replacement date(s) as announced by the Company.

4. The Authorizer grants this Power of Attorney to the Attorney with substitution rights.

5. This Power of Attorney is effective as of the date it is executed by the Authorizer.

Surat Kuasa ini diberikan dengan syarat dan ketentuan sebagai berikut:

1. *Surat Kuasa ini tidak dapat diubah dan atau dinyatakan tidak sah atau dicabut kembali dengan alasan apapun juga.*

2. *Pemberi Kuasa baik sekarang maupun di masa yang akan datang menyatakan tidak akan mengajukan keberatan apapun dan/atau sanggahan dalam bentuk apapun terhadap tindakan yang dilakukan oleh Penerima Kuasa berdasarkan Surat Kuasa ini dan semua konsekuensinya berdasarkan hukum, oleh karena itu, Pemberi Kuasa baik sekarang maupun di masa yang akan datang menyatakan untuk menerima dan mengakui segala tindakan hukum yang dilakukan Penerima Kuasa atas nama Pemberi Kuasa berdasarkan Surat Kuasa ini.*

3. *Surat Kuasa ini berlaku untuk penyelenggaraan Rapat pertama, kedua, dan/atau ketiga sesuai dengan tanggal yang ditetapkan atau tanggal lain yang menggantikannya sebagaimana diumumkan oleh Perseroan.*

4. *Pemberi Kuasa memberikan Kuasa ini kepada Penerima Kuasa dengan hak subtitusi.*

5. *Surat Kuasa ini mulai berlaku sejak tanggal ditandatangani oleh Pemberi Kuasa.*

Executed on this day, on_____2023
(Ditandatangani pada hari ini, pada tanggal)

Authorizer's signature,
(Tanda tangan Pemberi Kuasa)

Attorney's signature,
(Tanda tangan Penerima Kuasa)

_____ _____

NOTE / *PERHATIAN*

1. This Power of Attorney shall be affixed with stamp duty of Rp. 10,000,- and part of the Authorizer's signature shall be affixed on the said duly dated stamp duty.

2. This Power of Attorney shall be submitted to PT Sinartama Gunita, the Company's Share Administration Bureau, with the address of Menara Tekno, 7th floor, Jl. H. Fachrudin No. 19, Kampung Bali, Tanah Abang, Jakarta Pusat or to the registration officer at the latest 1 (one) business day prior to the date of the Meeting.

3. Shareholders having the status of a legal entity may be represented in the Meeting by persons lawfully authorized in accordance with Articles

1. *Surat Kuasa ini harus direkatkan meterai Rp. 10.000,- dan sebagian tanda tangan Pemberi Kuasa harus mengenai meterai tersebut yang telah diberi tanggal.*

2. *Surat Kuasa ini harus disampaikan kepada PT Sinartama Gunita, Biro Administrasi Efek Perseroan, beralamat di Menara Tekno, Lantai 7, Jl. H. Fachrudin No. 19, Kampung Bali, Tanah Abang, Jakarta Pusat atau kepada petugas pendaftaran selambat-lambatnya 1 (satu) hari kerja sebelum tanggal Rapat.*

3. *Pemegang Saham yang berstatus badan hukum dapat diwakili dalam Rapat tersebut oleh orang yang diberi kuasa dengan sah berdasarkan*

of Association of the legal entity to be able to act accordingly.

Anggaran Dasar badan hukum tersebut untuk dapat bertindak sebagaimana mestinya.

4. The Board of Directors of the Company hereby requests your attention that in order to ensure that the Meeting shall only be attended by the Shareholders or their legal proxies, the invitees as well as the Attorneys as referred to in point 2 above, shall submit a copy of his/her identity card or passport; and a copy of the Authorizer's identity card or passport or Articles of Association (and/or any of its amendment or supporting document thereto).

4. Direksi Perseroan meminta perhatian bahwa untuk menjamin bahwa Rapat hanya dihadiri oleh Pemegang Saham atau kuasanya yang sah, para undangan termasuk Penerima Kuasa sebagaimana disebut dalam poin 2 di atas, harus menyerahkan fotokopi kartu identitas atau paspornya; dan fotokopi kartu identitas atau paspor atau Anggaran Dasar (dan/atau setiap perubahan atau dokumen pendukung daripadanya) Pemberi Kuasanya.

5. Shareholders or their proxies who use this Power of Attorney are entitled to attend the Meeting in person.

5. Pemegang Saham atau kuasanya yang menggunakan Surat Kuasa ini berhak hadir secara fisik dalam Rapat.

6. Shareholders or their proxies can authorize their proxy through e-Proxy at the eASY.KSEI facility provided by PT Kustodian Sentral Efek Indonesia ("KSEI") by following the provisions as required by KSEI.

6. Pemegang Saham atau kuasanya dapat memberikan kuasa kepada kuasanya melalui e-Proxy di fasilitas eASY.KSEI yang disediakan oleh PT Kustodian Sentrak Efek Indonesia ("KSEI") dengan mengikuti ketentuan sebagaimana dipersyaratkan oleh KSEI.